



Susan Wells

Cooke County Treasurer

101 S. Dixon

Gainesville, TX 76240

Telephone: 940-668-5424

Hon. John O. Roane
Cooke County Judge
101 S. Dixon
Gainesville, TX 76240

April 7, 2026

Dear Judge Roane,

In accordance with Section 2256.023 of the Local Government code, please find attached hereto my Treasurer's Quarterly Investment Report for the period of Jan-Mar 2026, for the consideration and approval of the Cooke County Commissioners' Court.

I request that the report be placed on the agenda for the April 13th, 2026 Commissioners' Court meeting.

Respectfully,

Susan Wells
Cooke County Treasurer

COOKE COUNTY TREASURER'S INVESTMENT REPORT TOTALS**JANUARY - MARCH 2026****PLEDGES**

Pledged Securities for Simmons Bank \$11,343,288.95

Pledged Securites for First State Bank \$250,000.00

TOTAL PLEDGED \$11,593,288.95**INTEREST EARNED****INTEREST
ACCRUED**

Simmons Bank - Checking \$63,556.89

Bank CD's \$2,183.43

TexPool \$98,301.76

Tex-STAR \$60,333.94

LOGIC \$74,218.61

U.S. BANK \$83,752.84 \$ 16,328.74

TOTAL INTEREST EARNED \$382,347.47**ACCOUNT BALANCES**

Simmons Bank - Checking \$8,648,742.89

Treasury Bill/Notes \$1,810,710.75

Brokered CD's \$3,708,544.06

CD's \$250,000.00

TexPool \$11,642,546.29

Tex-STAR \$11,532,144.83

LOGIC \$12,816,232.32

TOTAL TREASURER'S FUND \$50,408,921.14

**COOKE COUNTY TREASURER'S INVESTMENT REPORT
 BANK C.D. INVESTMENTS QUARTERLY REPORT
 JANUARY - MARCH 2026**

	PURCHASED DATE	PRINCIPAL	MATURITY DATE	INTEREST RATE
SIMMONS CD INVESTMENTS				
Library- Liddell	1/25/2021	\$ 7,500.00	1/25/2027	1.00%
Library- Liddell	1/25/2021	\$ 7,500.00	1/25/2027	1.00%
Library- Rosenstein Memorial	12/12/2023	\$ 11,000.00	12/12/2026	3.00%
Library- Rosenstein Memorial	3/24/2024	\$ 8,000.00	3/24/2027	2.97%
FIRST STATE BANK CD INVESTMENTS				
			Maturity Date	
CD	9/19/2025	\$ 250,000.00	9/19/2026	3.54%

QUARTERLY INVESTMENTS - LOGIC
SUSAN WELLS, COOKE COUNTY TREASURER
JANUARY - MARCH 2026

ACCT NAME	BALANCE FORWARD	DEPOSITS	WITH-DRAWALS	CURRENT INTEREST	ENDING BALANCE
GENERAL	\$ 1,427,175.52	\$ 3,000,000.00	\$ -	\$ 30,659.65	\$ 4,457,835.17
R & B -1	\$ 1,123,345.21	\$ 700,000.00	\$ -	\$ 14,620.16	\$ 1,837,965.37
R & B -2	\$ 663,921.59	\$ 400,000.00	\$ -	\$ 8,562.28	\$ 1,072,483.87
R & B -3	\$ 206,247.26	\$ 400,000.00	\$ -	\$ 4,238.69	\$ 610,485.95
R & B -4	\$ 1,398,064.66	\$ 300,000.00	\$ -	\$ 14,925.11	\$ 1,712,989.77
FM & L	\$ 300,164.46	\$ 20,000.00	\$ -	\$ 2,950.19	\$ 323,114.65
ADULT PROBATION	\$ 92,107.33	\$ 125,000.00	\$ -	\$ 1,585.80	\$ 218,693.13
PERM IMP	\$ 1,009,630.17	\$ 650,000.00	\$ -	\$ 13,259.64	\$ 1,672,889.81
LAW LIBRARY	\$ 84,158.19	\$ 15,000.00	\$ -	\$ 880.89	\$ 100,039.08
CC LIBRARY	\$ 20,242.19	\$ 40,000.00	\$ -	\$ 420.26	\$ 60,662.45
COURTHOUSE SECURITY	\$ 93,814.45	\$ -	\$ -	\$ 886.24	\$ 94,700.69
RECORDS MANAGEMENT	\$ 24,616.59	\$ -	\$ -	\$ 232.52	\$ 24,849.11
ARCHIVE FEES	\$ 90,201.42	\$ -	\$ -	\$ 852.11	\$ 91,053.53
DIST ATTY FORFEITURE	\$ 37,915.46	\$ 40,000.00	\$ -	\$ 587.21	\$ 78,502.67
SHERIFF FOREITURE	\$ 33,182.07	\$ 20,000.00	\$ -	\$ 427.98	\$ 53,610.05
JAIL COMMISSARY	\$ 51,455.48	\$ 30,000.00	\$ -	\$ 657.85	\$ 82,113.33
2012 GO REFUNDING	\$ 11,640.78	\$ 40,000.00	\$ -	\$ 339.00	\$ 51,979.78
HOTEL TAX FUND	\$ 179,674.53	\$ -	\$ -	\$ 1,697.30	\$ 181,371.83
AMERICAN RESCUE GRANT	\$ 373.20	\$ -	\$ -	\$ 3.60	\$ 376.80
RECORDS PRESERVATION	\$ -	\$ 80,000.00	\$ -	\$ 458.05	\$ 80,458.05
LAW ENFORCE ED	\$ -	\$ 10,000.00	\$ -	\$ 57.23	\$ 10,057.23
	\$ -	\$ -	\$ -	\$ -	\$ -
TOTAL: TREAS FUND	\$ 6,847,930.56	\$ 5,870,000.00	\$ -	\$ 98,301.76	\$ 12,816,232.32
	BAL FORWARD	CURRENT INT.	BALANCE		
2026 FISCAL OCT-SEPT YEAR - TO - DATE INTEREST	\$ 77,286.58	\$ 98,301.76	\$ 175,588.34		
Avg Yeild for 2ND QTR 2026	4.07%	MKT VALU/SHARE	\$ 1.00		

QUARTERLY INVESTMENTS - TEXSTAR
SUSAN WELLS, COOKE COUNTY TREASURER
JANUARY - MARCH 2026

ACCT NAME	BALANCE FORWARD	DEPOSITS	WITH-DRAWALS	CURRENT INTEREST	ENDING BALANCE
GENERAL	\$ 635,795.54	\$ 3,400,000.00	\$ -	\$ 10,195.79	\$ 4,045,991.33
R & B -1	\$ 1,192,490.68	\$ 290,000.00	\$ -	\$ 11,224.88	\$ 1,493,715.56
R & B -2	\$ 540,037.78	\$ 425,000.00	\$ -	\$ 5,464.44	\$ 970,502.22
R & B -3	\$ 244,388.95	\$ 530,000.00	\$ -	\$ 2,911.08	\$ 777,300.03
R & B -4	\$ 1,082,620.79	\$ 405,000.00	\$ -	\$ 10,374.54	\$ 1,497,995.33
FM & L	\$ 353,032.50	\$ -	\$ -	\$ 3,211.71	\$ 356,244.21
ADULT PROBATION	\$ 123,521.18	\$ -	\$ -	\$ 1,123.73	\$ 124,644.91
PERM IMP	\$ 1,230,409.33	\$ 270,000.00	\$ -	\$ 11,543.94	\$ 1,511,953.27
LAW LIBRARY	\$ 21,741.36	\$ -	\$ -	\$ 197.78	\$ 21,939.14
CC LIBRARY	\$ 31,209.43	\$ -	\$ -	\$ 283.94	\$ 31,493.37
COURTHOUSE SECURITY	\$ 99,392.58	\$ -	\$ -	\$ 904.23	\$ 100,296.81
ARCHIVE FEES	\$ 78,228.91	\$ 25,000.00	\$ -	\$ 744.14	\$ 103,973.05
JAIL COMMISSARY	\$ 85,156.55	\$ -	\$ -	\$ 774.70	\$ 85,931.25
2012 GO REFUNDING	\$ 18,491.58	\$ -	\$ -	\$ 168.22	\$ 18,659.80
HOTEL TAX FUND	\$ 90,008.64	\$ 200,000.00	\$ -	\$ 1,078.38	\$ 291,087.02
AMERICAN RESCUE GRANT	\$ 285.09	\$ 100,000.00	\$ -	\$ 132.44	\$ 100,417.53
TOTAL: TREAS FUND	\$ 5,826,810.89	\$ 5,645,000.00	\$ -	\$ 60,333.94	\$ 11,532,144.83
	BAL FORWARD	CURRENT INT.	BALANCE		
2026 FISCAL OCT-SEPT YEAR - TO - DATE INTEREST	\$ 76,197.81	\$ 60,333.94	\$ 136,531.75		
Avg Yeild for 2ND QTR 2026	3.99%	MKT VALU/SHARE	\$ 1.00		

QUARTERLY INVESTMENTS - TEXPOOL
SUSAN WELLS, COOKE COUNTY TREASURER
JANUARY - MARCH 2026

ACCT NAME	BALANCE FORWARD	DEPOSITS	WITH-DRAWALS	CURRENT INTEREST	ENDING BALANCE
PERM IMP	\$ 2,042,587.83	\$ 200,000.00	\$ -	\$ 19,335.13	\$ 2,261,922.96
R & B -1	\$ 512,342.27	\$ 600,000.00	\$ -	\$ 6,787.70	\$ 1,119,129.97
R & B -2	\$ 225,466.57	\$ 700,000.00	\$ -	\$ 4,523.64	\$ 929,990.21
R & B -3	\$ 167,614.81	\$ 300,000.00	\$ -	\$ 2,586.15	\$ 470,200.96
R & B -4	\$ 577,771.64	\$ 600,000.00	\$ -	\$ 7,384.54	\$ 1,185,156.18
FM & L	\$ 325,600.25	\$ -	\$ -	\$ 2,969.78	\$ 328,570.03
GENERAL	\$ 943,500.43	\$ 3,000,000.00	\$ -	\$ 19,179.21	\$ 3,962,679.64
STATE FUNDS	\$ 1,590.49	\$ -	\$ -	\$ 14.41	\$ 1,604.90
RECORDS MANAGEMENT	\$ 157,738.37	\$ 40,000.00	\$ -	\$ 1,490.95	\$ 199,229.32
CC LIBRARY	\$ 42,399.64	\$ -	\$ -	\$ 386.71	\$ 42,786.35
ADULT PROBATION	\$ 128,472.22	\$ 20,000.00	\$ -	\$ 1,242.25	\$ 149,714.47
COURTHOUSE SECURITY	\$ 89,429.35	\$ -	\$ 60,000.00	\$ 366.89	\$ 29,796.24
ARCHIVE FEES	\$ 90,801.20	\$ -	\$ -	\$ 828.16	\$ 91,629.36
LAW LIBRARY	\$ 137,394.02	\$ -	\$ -	\$ 1,253.11	\$ 138,647.13
JP'S TECH FUND	\$ 32,720.43	\$ -	\$ -	\$ 298.47	\$ 33,018.90
COURT REPORTER FEES	\$ 11,079.21	\$ 30,000.00	\$ -	\$ 173.47	\$ 41,252.68
LAW ENFORCEMENT ED	\$ 12,457.06	\$ -	\$ -	\$ 113.59	\$ 12,570.65
JP-CH SECURITY	\$ 36,139.26	\$ -	\$ -	\$ 329.59	\$ 36,468.85
DIST CLERK RECORDS MGMT	\$ 45,711.45	\$ 30,000.00	\$ -	\$ 456.10	\$ 76,167.55
DIST CLERK ARCHIVE	\$ 4,983.59	\$ 15,000.00	\$ -	\$ 64.98	\$ 20,048.57
DIST ATTY FORFEITURE	\$ 44,747.39	\$ -	\$ -	\$ 408.13	\$ 45,155.52
SHERIFF FOREITURE	\$ 60,439.95	\$ 25,000.00	\$ -	\$ 583.98	\$ 86,023.93
JAIL COMMISSARY	\$ 98,736.51	\$ -	\$ -	\$ 900.57	\$ 99,637.08
2012 GO REFUNDING	\$ 18,274.35	\$ -	\$ -	\$ 166.66	\$ 18,441.01
HOTEL TAX FUND	\$ 260,329.39	\$ -	\$ -	\$ 2,374.44	\$ 262,703.83
AMERICAN RESCUE GRANT	\$ -	\$ -	\$ -	\$ -	\$ -
TOTAL: TREAS FUND	\$ 6,068,327.68	\$ 5,560,000.00	\$ 60,000.00	\$ 74,218.61	\$ 11,642,546.29
	BAL FORWARD	CURRENT INT.	BALANCE		
2026 FISCAL OCT-SEPT YEAR - TO - DATE INTEREST	\$ 71,059.09	\$ 74,218.61	\$ 145,277.70		
Avg Yeild for 2ND QTR 2026	3.95%	MKT VALU/SHARE	\$ 1.00		

JANUARY - MARCH 2026
 QUARTERLY INVESTMENTS - INVESTMENT PORTFOLIO
 Q1 Cooke County Accrued Interest Report 3/31/26

CUSIP	Description	Par Amount	*Coupon	
			Rate	Accrued Interest
53724CAV9	LITTLE HORN ST BK HARDIN MONT	\$249,000	4.00%	\$409.32
74824XDQ6	QUEENSBOROUGH NATL BK TR CO	\$249,000	4.00%	\$272.88
25844MCA4	DORT FINL CR UN GRAND BLANC MI	\$247,000	3.85%	\$2,318.75
912833PB0	U S TREASURY BOND	\$1,085,000	0.00%	\$0.00
83086XAF7	SKYLA FED CR UN CHARLOTTE NORT	\$249,000	4.10%	\$839.10
38150VS26	GOLDMAN SACHS BK USA	\$245,000	4.00%	\$349.04
052392EM5	AUSTIN TELCO FED	\$249,000	4.10%	\$839.10
219873AP1	CORPORATE AMER FAMILY CR UN EL	\$249,000	3.80%	\$51.85
05612LEU2	BMW BK NORTH AMER SALT LAKE CI	\$245,000	3.95%	\$3,764.95
05584CX84	BNY MELLON N A INSTL CTF DEP P	\$245,000	3.90%	\$3,586.40
20825WDY3	CONNEXUS CR UN WAUSAU WIS	\$249,000	4.10%	\$223.76
5380365P5	LIVE OAK BKG	\$249,000	3.65%	\$747.00
29367SMQ4	ENTERPRISE BK TR CLAYTON MO	\$249,000	3.60%	\$122.79
61776NU84	MORGAN STANLEY PRIVATE BK NATL	\$245,000	3.85%	\$1,240.44
61778EPC9	MORGAN STANLEY BK N A SALT LAK	\$245,000	3.85%	\$1,240.44
3133EWJZ4	FFCB	\$750,000	3.88%	\$322.92
564759SZ2	MANUFACTURERS TRADERS TR CO	\$245,000	3.90%	\$0.00
				\$16,328.74

* Coupon rate refers to the semi-annual interest percentage paid by each security. This does not always equal the total yield earned on an investment

Security Description Security Description	Rate	Maturity Date Issue Date	Original Face Current Face	Market Price Market Value	Haircut Required	CUSIP
Pledge collateral As of 01/02/26						
FNMA MBS MF SOFR ARM 0.537 20310501	4.259000	05/01/2031 05/01/2021	2,200,000.00 2,200,000.00	99.086372 2,179,900.18	110.0000	3140LCDE8
FNMA MBS MF SOFR ARM 0.537 20310501	4.259000	05/01/2031 05/01/2021	900,000.00 900,000.00	99.086372 891,777.35	110.0000	3140LCDE8
FNMA MBS MF SOFR ARM 0.537 20310501	4.259000	05/01/2031 05/01/2021	950,000.00 950,000.00	99.086372 941,320.53	110.0000	3140LCDE8
FNMA MBS MF SOFR ARM 0.537 20310501	4.259000	05/01/2031 05/01/2021	700,000.00 700,000.00	99.086372 693,604.60	110.0000	3140LCDE8
FNMA UMBS INT 15 YEAR 2.000 20360301	2.000000	03/01/2036 03/01/2021	5,775,000.00 2,731,521.75	93.092929 2,542,853.60	110.0000	3140QHPU3
FNMA UMBS INT 15 YEAR 2.000 20360301	2.000000	03/01/2036 03/01/2021	7,300,000.00 3,452,832.69	93.092929 3,214,343.08	110.0000	3140QHPU3
FNMA UMBS INT 15 YEAR 2.000 20360301	2.000000	03/01/2036 03/01/2021	1,600,000.00 756,785.25	93.092929 704,513.56	110.0000	3140QHPU3
FNMA UMBS INT 15 YEAR 2.000 20360301	2.000000	03/01/2036 03/01/2021	1,000,000.00 472,990.78	93.092929 440,320.97	110.0000	3140QHPU3
FNMA UMBS INT 15 YEAR 2.000 20360301	2.000000	03/01/2036 03/01/2021	2,500,000.00 1,182,476.95	93.092929 1,100,802.43	110.0000	3140QHPU3
FNMA UMBS INT 15 YEAR 2.000 20360301	2.000000	03/01/2036 03/01/2021	2,700,000.00 1,277,075.11	93.092929 1,188,866.63	110.0000	3140QHPU3
FNMA UMBS INT 15 YEAR 2.000 20360301	2.000000	03/01/2036 03/01/2021	1,500,000.00 709,486.17	93.092929 660,481.46	110.0000	3140QHPU3

Security Description	Rate	Maturity Date	Original Face	Market Price	Haircut Required	CUSIP
Security Description		Issue Date	Current Face	Market Value		

Pledge collateral As of 01/02/26

FNMA UMBS INT 15 YEAR		03/01/2036	2,500,000.00	93.092929	110.0000	3140QHPU3
2.000 20360301	2.000000	03/01/2021	1,182,476.95	1,100,802.43		

Totals		Original Face/Par	29,625,000.00			
		Current Face	16,515,645.65	15,659,586.82	Market Value	

Deposit Information	Current Balance	12/31/2025	13,991,849.44	Minimum Coll.	15,066,113.30
	FDIC Insurance		295,382.80	Variance	103.94%
	Net Deposit		13,696,466.64		

Security Description Security Description	Rate	Maturity Date Issue Date	Original Face Current Face	Market Price Market Value	Haircut Required	CUSIP
Pledge collateral As of 02/02/26						
FNMA MBS MF SOFR ARM 0.537 20310501	4.037000	05/01/2031 05/01/2021	2,200,000.00 2,200,000.00	99.073134 2,179,608.95	110.0000	3140LCDE8
FNMA MBS MF SOFR ARM 0.537 20310501	4.037000	05/01/2031 05/01/2021	900,000.00 900,000.00	99.073134 891,658.21	110.0000	3140LCDE8
FNMA MBS MF SOFR ARM 0.537 20310501	4.037000	05/01/2031 05/01/2021	950,000.00 950,000.00	99.073134 941,194.77	110.0000	3140LCDE8
FNMA MBS MF SOFR ARM 0.537 20310501	4.037000	05/01/2031 05/01/2021	700,000.00 700,000.00	99.073134 693,511.94	110.0000	3140LCDE8
FNMA MBS MF SOFR ARM 0.537 20310501	4.037000	05/01/2031 05/01/2021	6,100,000.00 6,100,000.00	99.073134 6,043,461.17	110.0000	3140LCDE8
FNMA MBS MF SOFR ARM 0.537 20310501	4.037000	05/01/2031 05/01/2021	1,000,000.00 1,000,000.00	99.073134 990,731.34	110.0000	3140LCDE8
FNMA MBS MF SOFR ARM 0.537 20310501	4.037000	05/01/2031 05/01/2021	1,200,000.00 1,200,000.00	99.073134 1,188,877.61	110.0000	3140LCDE8
FNMA MBS MF SOFR ARM 0.537 20310501	4.037000	05/01/2031 05/01/2021	525,000.00 525,000.00	99.073134 520,133.95	110.0000	3140LCDE8
FNMA UMBS INT 15 YEAR 2.000 20360301	2.000000	03/01/2036 03/01/2021	5,775,000.00 2,690,287.50	92.859947 2,498,199.55	110.0000	3140QHPU3
FNMA UMBS INT 15 YEAR 2.000 20360301	2.000000	03/01/2036 03/01/2021	7,300,000.00 3,400,709.75	92.859947 3,157,897.27	110.0000	3140QHPU3
FNMA UMBS INT 15 YEAR 2.000 20360301	2.000000	03/01/2036 03/01/2021	1,600,000.00 745,361.04	92.859947 692,141.87	110.0000	3140QHPU3

Security Description	Rate	Maturity Date	Original Face	Market Price	Haircut Required	CUSIP
Security Description		Issue Date	Current Face	Market Value		
Pledge collateral As of 02/02/26						
FNMA UMBS INT 15 YEAR 2.000 20360301	2.000000	03/01/2036 03/01/2021	1,000,000.00 465,850.65	92.859947 432,588.67	110.0000	3140QHPU3
FNMA UMBS INT 15 YEAR 2.000 20360301	2.000000	03/01/2036 03/01/2021	2,500,000.00 1,164,626.63	92.859947 1,081,471.67	110.0000	3140QHPU3
FNMA UMBS INT 15 YEAR 2.000 20360301	2.000000	03/01/2036 03/01/2021	2,700,000.00 1,257,796.76	92.859947 1,167,989.40	110.0000	3140QHPU3
FNMA UMBS INT 15 YEAR 2.000 20360301	2.000000	03/01/2036 03/01/2021	1,500,000.00 698,775.98	92.859947 648,883.00	110.0000	3140QHPU3
FNMA UMBS INT 15 YEAR 2.000 20360301	2.000000	03/01/2036 03/01/2021	2,500,000.00 1,164,626.63	92.859947 1,081,471.67	110.0000	3140QHPU3
FNMA UMBS INT 15 YEAR 2.000 20360301	2.000000	03/01/2036 03/01/2021	1,290,000.00 600,947.34	92.859947 558,039.38	110.0000	3140QHPU3

Totals		Original Face/Par	39,740,000.00			
		Current Face	25,763,982.26	24,767,860.42	Market Value	

Deposit Information	Current Balance	01/30/2026	22,361,370.78	Minimum Coll.	24,268,904.20
	FDIC Insurance		298,730.60	Variance	102.06%
	Net Deposit		22,062,640.18		

BANK

IRREVOCABLE STANDBY LETTER OF CREDIT

LETTER OF CREDIT NO: 10032738

EFFECTIVE DATE: February 03, 2026
EXPIRATION DATE: February 19, 2026

BENEFICIARY:

County of Cooke
Susan Wells
101 S Dixon Street Ste. 113
Gainesville, TX 76240-4745

ACCOUNT PARTY ("MEMBER"):

Simmons Bank
501 S Main St
Pine Bluff, AR 71601

Federal Home Loan Bank of Dallas (the "Bank") hereby offers its IRREVOCABLE STANDBY LETTER OF CREDIT ("Letter of Credit") in favor of the above-named Beneficiary for any sum or sums not exceeding in total U.S. \$3,000,000.00 (the "Credit Amount"), on the account of Member.

Subject to the terms and conditions herein, this Letter of Credit shall be honored by the presentation by Beneficiary of a payment request to the Bank at 8500 Freepoint Parkway South, Suite 600, Irving, TX 75063-2547, Attention: Member Services Department, on or before the Expiration Date noted above, in the form of Exhibit A (the "Draft") drawn under this Letter of Credit. If such payment request is received by the Bank at or prior to 11:00 A.M. (Central Time) on a business day, and provided that the documents so presented conform to the terms and conditions hereof, payment shall be made to Beneficiary, or to its designee, of the amount specified, in immediately available funds, not later than 3:00 P.M. (Central Time) on the next succeeding business day. If such payment request is received by the Bank after 11:00 A.M. (Central Time) on a business day, and provided that the documents so presented conform to the terms and conditions hereof, payment shall be made to Beneficiary, or to its designee, of the amount specified, in immediately available funds, not later than 3:00 P.M. (Central Time) on the second business day following receipt by the Bank. As used herein "business day" shall mean any Monday, Tuesday, Wednesday, Thursday, or Friday on which the Bank is open for business.

The Draft presented for payment must be fully completed and be accompanied by this Letter of Credit.

Multiple drawings under this Letter of Credit are prohibited. If more than one Draft is presented, only the first properly presented Draft will be honored.

A payment made by the Bank pursuant to the Draft will be made from the Bank's own immediately available funds, and not with any funds that belong to Member. Payments made under this Letter of Credit shall be made by wire transfer in accordance with the instructions specified by Beneficiary in the Draft.

This Letter of Credit is irrevocable and may not be transferred or assigned by Beneficiary, except with the express prior written consent of the Bank. Further, this Letter of Credit is not issued and enforceable until the Effective Date, as set forth above. The Bank's obligation under this Letter of Credit is its individual obligation and is in no way contingent upon reimbursement with respect thereto, or upon the Bank's ability to perfect any lien, security interest or any other reimbursement.

Except as otherwise expressly stated herein, this Letter of Credit and all matters incidental hereto shall be governed by and construed in accordance with the International Standby Practices ("ISP98"), International Chamber of Commerce, Publication No. 590 and any revisions thereof, and as to matters not governed by the ISP98, shall be governed by and construed in accordance with the laws of the State of Texas without giving effect to choice of law principles included therein, the Uniform Commercial Code as adopted by the State of Texas and applicable laws of the United States of America.

Federal Home Loan Bank of Dallas

By C. Ungar

Name of Authorized Officer
Title of Authorized Officer

AMENDMENT #1 TO IRREVOCABLE STANDBY LETTER OF CREDIT NO. 10032738

As of February 19, 2026

Re: Irrevocable Standby Letter of Credit number 10032738 (the "LOC"), dated effective as of February 03, 2026, issued by Federal Home Loan Bank of Dallas ("FHLBank Dallas") in favor of County of Cooke (the "Beneficiary") for the account of Simmons Bank (the "Member") in the amount of \$3,000,000.00.

Ladies and Gentlemen:

Member has requested that FHLBank Dallas amend the LOC as follows:

The Expiration Date shall be amended to March 30, 2026.

Except as expressly set forth herein, FHLBank Dallas, Beneficiary and Member each agree that this Amendment shall not be deemed to be an amendment or waiver of the terms and provisions of the LOC and the terms and provisions of the LOC are ratified and confirmed and shall continue in full force and effect. This Amendment is to be considered part of the LOC and must be attached thereto.

THIS AMENDMENT EMBODIES THE FINAL, ENTIRE AGREEMENT AMONG THE SIGNATORIES HERETO AND SUPERSEDES ANY AND ALL PRIOR COMMITMENTS, AGREEMENTS, REPRESENTATIONS AND UNDERSTANDINGS WHETHER WRITTEN OR ORAL, RELATING TO THIS AMENDMENT, AND MAY NOT BE CONTRADICTED OR VARIED BY EVIDENCE OF PRIOR, CONTEMPORANEOUS, OR SUBSEQUENT ORAL AGREEMENTS OR DISCUSSIONS OF THE PARTIES HERETO. This Amendment shall be governed by and construed in accordance with the International Standby Practices ("ISP98") International Chamber of Commerce, Publication No. 590 and any revisions thereof, and as to matters not governed by the ISP98, shall be governed by and construed in accordance with the laws of the State of Texas without giving effect to choice of law principles included therein, the Uniform Commercial Code as adopted by the State of Texas and applicable laws of the United States of America. This Amendment may be executed in one or more counterparts, all of which together shall constitute one and the same agreement.

The person signing this letter certifies that he or she holds the respective positions indicated below and is authorized to execute and deliver this document in the name of and on behalf of the party as indicated below. The Amendment shall be effective as of the date first written above.

Federal Home Loan Bank of Dallas

By: C Ungaro

Name: Christine Ungaro
Title: Vice President

AMENDMENT

Security Description	Rate	Maturity Date	Original Face	Market Price	Haircut Required	CUSIP
Security Description		Issue Date	Current Face	Market Value		
Pledge collateral As of 03/25/26						
FNMA MBS MF SOFR ARM		05/01/2031	2,200,000.00	99.109187	110.0000	3140LCDE8
0.537 20310501	3.919000	05/01/2021	2,200,000.00	2,180,402.11		
FNMA MBS MF SOFR ARM		05/01/2031	900,000.00	99.109187	110.0000	3140LCDE8
0.537 20310501	3.919000	05/01/2021	900,000.00	891,982.68		
FNMA MBS MF SOFR ARM		05/01/2031	950,000.00	99.109187	110.0000	3140LCDE8
0.537 20310501	3.919000	05/01/2021	950,000.00	941,537.28		
FNMA MBS MF SOFR ARM		05/01/2031	700,000.00	99.109187	110.0000	3140LCDE8
0.537 20310501	3.919000	05/01/2021	700,000.00	693,764.31		
FNMA MBS MF SOFR ARM		05/01/2031	6,100,000.00	99.109187	110.0000	3140LCDE8
0.537 20310501	3.919000	05/01/2021	6,100,000.00	6,045,660.41		
FNMA MBS MF SOFR ARM		05/01/2031	1,200,000.00	99.109187	110.0000	3140LCDE8
0.537 20310501	3.919000	05/01/2021	1,200,000.00	1,189,310.24		
FNMA MBS MF SOFR ARM		05/01/2031	525,000.00	99.109187	110.0000	3140LCDE8
0.537 20310501	3.919000	05/01/2021	525,000.00	520,323.23		
Totals			Original Face/Par	12,575,000.00		
			Current Face	12,575,000.00	12,462,980.26	Market Value
Deposit Information	Current Balance	03/24/2026	11,305,655.96	Minimum Coll.	12,107,522.24	
	Loc Amount		3,000,000.00	Variance	127.71%	
	FDIC Insurance		298,817.56			
	Net Deposit		11,006,838.40			



March 24, 2026

Safekeeping Joint Custody
Federal Reserve Bank – Boston
bos.jointcustodyfax@bos.frb.org

Attn: Safekeeping Department

Bank Name: Simmons Bank
Bank Routing Number: 082900432

Please release the following securities pledged to the entity identified below:

Pledgee Name: County of Cooke
Pledgee Account Number: J7BM

<u>CUSIP</u>	<u>PAR Release Amount</u>	<u>CUSIP</u>	<u>PAR Release Amount</u>
3140QHPU3	7,300,000	3140LCDE8	1,000,000
3140QHPU3	5,775,000	3140QHPU3	1,600,000
3140QHPU3	2,700,000	3140QHPU3	1,500,000
3140QHPU3	2,500,000	3140QHPU3	1,290,000
3140QHPU3	2,500,000	3140QHPU3	1,000,000

Please notify Becky Coonts once the securities have been released at becky.coonts@simmonsbank.com or (405)742-1443.

Thank you,

County of Cooke

Susan Wells
Susan Wells, Treasurer

3/24/26
Date



March 24, 2026

Safekeeping Joint Custody
Federal Reserve Bank – Boston
bos.jointcustodyfax@bos.frb.org

Attn: Safekeeping Department

Bank Name: Simmons Bank
Bank Routing Number: 082900432

Please release the following securities pledged to the entity identified below:

Pledgee Name: County of Cooke
Pledgee Account Number: J7BM

<u>CUSIP</u>	<u>PAR Release Amount</u>	<u>CUSIP</u>	<u>PAR Release Amount</u>
3140QHPU3	7,300,000	3140LCDE8	1,000,000
3140QHPU3	5,775,000	3140QHPU3	1,600,000
3140QHPU3	2,700,000	3140QHPU3	1,500,000
3140QHPU3	2,500,000	3140QHPU3	1,290,000
3140QHPU3	2,500,000	3140QHPU3	1,000,000

Please notify Becky Coonts once the securities have been released at becky.coonts@simmonsbank.com or (405)742-1443.

Thank you,

County of Cooke

Susan Wells
Susan Wells, Treasurer

3/24/26
Date

Security Description	Rate	Maturity Date	Original Face	Market Price	Haircut Required	CUSIP
Security Description		Issue Date	Current Face	Market Value		
Pledge collateral As of 03/24/26						
FNMA MBS MF SOFR ARM 0.537 20310501	3.919000	05/01/2031 05/01/2021	2,200,000.00 2,200,000.00	99.109187 2,180,402.11	110.0000	3140LCDE8
FNMA MBS MF SOFR ARM 0.537 20310501	3.919000	05/01/2031 05/01/2021	900,000.00 900,000.00	99.109187 891,982.68	110.0000	3140LCDE8
FNMA MBS MF SOFR ARM 0.537 20310501	3.919000	05/01/2031 05/01/2021	950,000.00 950,000.00	99.109187 941,537.28	110.0000	3140LCDE8
FNMA MBS MF SOFR ARM 0.537 20310501	3.919000	05/01/2031 05/01/2021	700,000.00 700,000.00	99.109187 693,764.31	110.0000	3140LCDE8
FNMA MBS MF SOFR ARM 0.537 20310501	3.919000	05/01/2031 05/01/2021	6,100,000.00 6,100,000.00	99.109187 6,045,660.41	110.0000	3140LCDE8
FNMA MBS MF SOFR ARM 0.537 20310501	3.919000	05/01/2031 05/01/2021	1,000,000.00 1,000,000.00	99.109187 991,091.87	110.0000	3140LCDE8
FNMA MBS MF SOFR ARM 0.537 20310501	3.919000	05/01/2031 05/01/2021	1,200,000.00 1,200,000.00	99.109187 1,189,310.24	110.0000	3140LCDE8
FNMA MBS MF SOFR ARM 0.537 20310501	3.919000	05/01/2031 05/01/2021	525,000.00 525,000.00	99.109187 520,323.23	110.0000	3140LCDE8
FNMA UMBS INT 15 YEAR 2.000 20360301	2.000000	03/01/2036 03/01/2021	5,775,000.00 2,607,934.73	91.819754 2,394,599.25	110.0000	3140QHPU3
FNMA UMBS INT 15 YEAR 2.000 20360301	2.000000	03/01/2036 03/01/2021	7,300,000.00 3,296,610.14	91.819754 3,026,939.32	110.0000	3140QHPU3
FNMA UMBS INT 15 YEAR 2.000 20360301	2.000000	03/01/2036 03/01/2021	1,600,000.00 722,544.69	91.819754 663,438.76	110.0000	3140QHPU3

Security Description	Rate	Maturity Date	Original Face	Market Price	Haircut Required	CUSIP
Security Description		Issue Date	Current Face	Market Value		
Pledge collateral As of 03/24/26						
FNMA UMBS INT 15 YEAR		03/01/2036	1,000,000.00	91.819754	110.0000	3140QHPU3
2.000 20360301	2.000000	03/01/2021	451,590.43	414,649.22		
FNMA UMBS INT 15 YEAR		03/01/2036	2,500,000.00	91.819754	110.0000	3140QHPU3
2.000 20360301	2.000000	03/01/2021	1,128,976.08	1,036,623.06		
FNMA UMBS INT 15 YEAR		03/01/2036	2,700,000.00	91.819754	110.0000	3140QHPU3
2.000 20360301	2.000000	03/01/2021	1,219,294.16	1,119,552.90		
FNMA UMBS INT 15 YEAR		03/01/2036	1,500,000.00	91.819754	110.0000	3140QHPU3
2.000 20360301	2.000000	03/01/2021	677,385.65	621,973.84		
FNMA UMBS INT 15 YEAR		03/01/2036	2,500,000.00	91.819754	110.0000	3140QHPU3
2.000 20360301	2.000000	03/01/2021	1,128,976.08	1,036,623.06		
FNMA UMBS INT 15 YEAR		03/01/2036	1,290,000.00	91.819754	110.0000	3140QHPU3
2.000 20360301	2.000000	03/01/2021	582,551.65	534,897.49		

Totals	Original Face/Par	39,740,000.00				
	Current Face	25,390,863.60	24,303,369.03	Market Value		

Deposit Information	Current Balance	03/23/2026	11,343,288.95	Minimum Coll.	12,148,920.41
	Loc Amount		3,000,000.00	Variance	224.74%
	FDIC Insurance		298,815.85		
	Net Deposit		11,044,473.10		

releasing securitization after market value will be 11,045,000 uninsured

COOKE COUNTY
CZN9545

Deposit Balance Collateral Verification

03/02/2026
Page 1

Security Description Security Description	Rate	Maturity Date Maturity Date	Original Price Original Price	Market Price Market Value	Interest Required	CLASS
Pledge collateral As of 03/02/26						
FNMA MBS MF SOFR ARM 0.537 20310501	3.929000	05/01/2031 05/01/2021	2,200,000.00 2,200,000.00	99.099352 2,180,185.74	110.0000	3140LCDE8
FNMA MBS MF SOFR ARM 0.537 20310501	3.929000	05/01/2031 05/01/2021	900,000.00 900,000.00	99.099352 891,894.17	110.0000	3140LCDE8
FNMA MBS MF SOFR ARM 0.537 20310501	3.929000	05/01/2031 05/01/2021	950,000.00 950,000.00	99.099352 941,443.84	110.0000	3140LCDE8
FNMA MBS MF SOFR ARM 0.537 20310501	3.929000	05/01/2031 05/01/2021	700,000.00 700,000.00	99.099352 693,695.46	110.0000	3140LCDE8
FNMA MBS MF SOFR ARM 0.537 20310501	3.929000	05/01/2031 05/01/2021	6,100,000.00 6,100,000.00	99.099352 6,045,060.47	110.0000	3140LCDE8
FNMA MBS MF SOFR ARM 0.537 20310501	3.929000	05/01/2031 05/01/2021	1,000,000.00 1,000,000.00	99.099352 990,993.52	110.0000	3140LCDE8
FNMA MBS MF SOFR ARM 0.537 20310501	3.929000	05/01/2031 05/01/2021	1,200,000.00 1,200,000.00	99.099352 1,189,192.22	110.0000	3140LCDE8
FNMA MBS MF SOFR ARM 0.537 20310501	3.929000	05/01/2031 05/01/2021	525,000.00 525,000.00	99.099352 520,271.60	110.0000	3140LCDE8
FNMA UMBS INT 15 YEAR 2.000 20360301	2.000000	03/01/2036 03/01/2021	5,775,000.00 2,656,065.89	93.594105 2,485,921.10	110.0000	3140QHPU3
FNMA UMBS INT 15 YEAR 2.000 20360301	2.000000	03/01/2036 03/01/2021	7,300,000.00 3,357,451.26	93.594105 3,142,376.46	110.0000	3140QHPU3
FNMA UMBS INT 15 YEAR 2.000 20360301	2.000000	03/01/2036 03/01/2021	1,600,000.00 735,879.73	93.594105 688,740.05	110.0000	3140QHPU3



COOKE COUNTY
CZN9545

Deposit Balance Collateral Verification

03/02/2026
Page 2

Security Description	Rate	Maturity Date	Original Price	Market Price	haircut Required	CUSIP
Security Description		Issue Date	Current Price	Market Value		
Pledge collateral As of 03/02/26						
FNMA UMBS INT 15 YEAR 2.000 20360301	2.000000	03/01/2036 03/01/2021	1,000,000.00 459,924.83	93.594105 430,462.53	110.0000	3140QHPU3
FNMA UMBS INT 15 YEAR 2.000 20360301	2.000000	03/01/2036 03/01/2021	2,500,000.00 1,149,812.08	93.594105 1,076,156.33	110.0000	3140QHPU3
FNMA UMBS INT 15 YEAR 2.000 20360301	2.000000	03/01/2036 03/01/2021	2,700,000.00 1,241,797.04	93.594105 1,162,248.83	110.0000	3140QHPU3
FNMA UMBS INT 15 YEAR 2.000 20360301	2.000000	03/01/2036 03/01/2021	1,500,000.00 689,887.25	93.594105 645,693.80	110.0000	3140QHPU3
FNMA UMBS INT 15 YEAR 2.000 20360301	2.000000	03/01/2036 03/01/2021	2,500,000.00 1,149,812.08	93.594105 1,076,156.33	110.0000	3140QHPU3
FNMA UMBS INT 15 YEAR 2.000 20360301	2.000000	03/01/2036 03/01/2021	1,290,000.00 593,303.03	93.594105 555,296.66	110.0000	3140QHPU3
Totals		Original Face/Par	39,740,000.00			
		Current Face	25,608,903.18	24,715,789.11	Market Value	
Deposit Information	Current Balance	02/27/2026	18,245,054.39	Minimum Coll.	19,740,903.64	
	Loc Amount		3,000,000.00	Variance	140.40%	
	FDIC Insurance		298,778.35			
	Net Deposit		17,946,276.04			






COOKE COUNTY

ACCOUNT NUMBER: ██████████

March 1, 2026 to March 31, 2026

MARKET VALUE SUMMARY

	Current Period 03/01/26 to 03/31/26	Year-to-Date 01/01/26 to 03/31/26
Beginning Market Value	\$5,523,526.55	\$5,526,666.23
Taxable Interest	15,559.45	32,285.84
Taxable Dividends	227.98	272.77
Cash Receipts	996,307.19	1,486,307.19
Cash Disbursements	-1,015,559.45	-1,530,285.84
Long Term Gains/Losses	51,467.00	51,467.00
Change in Investment Value	-51,758.95	-46,943.42
Ending Market Value	\$5,519,769.77	\$5,519,769.77






COOKE COUNTY
ACCOUNT NUMBER: ██████████

Page 1 of 12
January 1, 2026 to January 31, 2026

MARKET VALUE SUMMARY

	Current Period 01/01/26 to 01/31/26	Year-to-Date 01/01/26 to 01/31/26
Beginning Market Value	\$5,526,666.23	\$5,526,666.23
Taxable Interest	10,900.11	10,900.11
Cash Disbursements	-508,900.11	-508,900.11
Change in Investment Value	-213.52	-213.52
Ending Market Value	\$5,028,452.71	\$5,028,452.71





COOKE COUNTY
ACCOUNT NUMBER: ██████████

Page 2 of 12
January 1, 2026 to January 31, 2026

ASSET SUMMARY

Assets	Current Period Market Value	% of Total	Estimated Annual Income
Cash & Equivalents	0.00	0.00	0.00
Taxable Bonds	5,028,452.71	100.00	124,903.61
Total Market Value	\$5,028,452.71	100.00	\$124,903.61

Fixed Income Summary



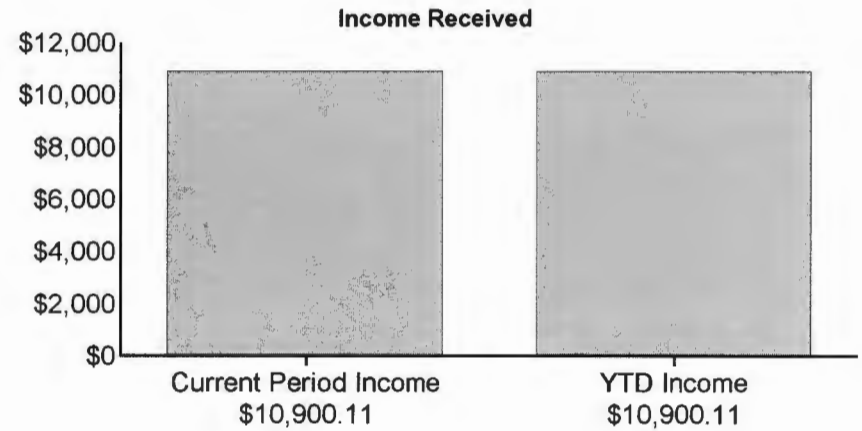


COOKE COUNTY
ACCOUNT NUMBER: [REDACTED]

Page 3 of 12
January 1, 2026 to January 31, 2026

INCOME SUMMARY

	Income Received Current Period	Income Received YTD
Taxable Interest	10,900.11	10,900.11
Total Current Period Income	\$10,900.11	\$10,900.11





COOKE COUNTY
ACCOUNT NUMBER: [REDACTED]

Page 4 of 12
January 1, 2026 to January 31, 2026

ASSET DETAIL

Security Description

Shares/Face Amt	Price	Market Value	Tax Cost	Unrealized Gain/Loss	Percent of Total Portfolio	Estimated Annual Income	Estimated Current Yield
Taxable Bonds							
US Government Issues							
Federal Agri Mtg Corp M T N - 31422XDX7 0.830 03/27/2026							
1,000,000.000	99.5870	995,870.00	948,533.00	47,337.00	19.8	8,300.00	0.83
U S Treasury Bond - 912833PB0 Generic Int Pmt 11/15/2026							
1,085,000.000	97.2020	1,054,641.70	998,905.25	55,736.45	21.0	0.11	0.00
Total US Government Issues		\$2,050,511.70	\$1,947,438.25	\$103,073.45	40.8	\$8,300.11	

Corporate Issues

Little Horn ST Bk Hardin Mont - 53724CAV9 C D 4.000 08/17/2026							
249,000.000	100.1210	249,301.29	249,000.00	301.29	5.0	9,960.00	3.99
Queensborough Natl Bk Tr Co - 74824XDQ6 C D 4.000 08/21/2026							
249,000.000	100.1120	249,278.88	249,000.00	278.88	5.0	9,960.00	4.00
Dort Finl Cr Un Grand Blanc Mi - 25844MCA4 C D 3.850 09/24/2026							
247,000.000	100.0160	247,039.52	247,000.00	39.52	4.9	9,509.50	3.85
Skyla Fed Cr Un Charlotte Nort - 83086XAF7 C D 4.100 01/29/2027							
249,000.000	100.3410	249,849.09	249,000.00	849.09	5.0	10,209.00	4.09



COOKE COUNTY
ACCOUNT NUMBER: ██████████

Page 5 of 12
January 1, 2026 to January 31, 2026

ASSET DETAIL (continued)

Security Description	Shares/Face Amt	Price	Market Value	Tax Cost	Unrealized Gain/Loss	Percent of Total Portfolio	Estimated Annual Income	Estimated Current Yield
Goldman Sachs Bk USA - 38150VS26 C D 4.000 03/18/2027	245,000.000	100.2520	245,617.40	245,000.00	617.40	4.9	9,800.00	3.99
Austin Telco Fed - 052392EM5 C D 4.100 03/22/2027	249,000.000	100.3800	249,946.20	249,000.00	946.20	5.0	10,209.00	4.08
Corporate Amer Family Cr Un El - 219873AP1 C D 3.800 03/29/2027	249,000.000	100.0480	249,119.52	249,000.00	119.52	5.0	9,462.00	3.80
Bmw Bk North Amer Salt Lake Ci - 05612LEU2 C D 3.950 05/10/2027	245,000.000	100.2250	245,551.25	245,000.00	551.25	4.9	9,677.50	3.94
Bny Mellon N A Instl Ctf Dep P - 05584CX84 C D 3.900 05/14/2027	245,000.000	100.1540	245,377.30	245,000.00	377.30	4.9	9,555.00	3.89
Connexus Cr Un Wausau Wis - 20825WDY3 C D 4.100 07/23/2027	249,000.000	100.4580	250,140.42	249,000.00	1,140.42	5.0	10,209.00	4.08
Live Oak Bkg - 5380365P5 C D 3.650 09/23/2027	249,000.000	99.7790	248,449.71	249,000.00	-550.29	4.9	9,088.50	3.66



COOKE COUNTY
ACCOUNT NUMBER: ██████████

Page 6 of 12
January 1, 2026 to January 31, 2026

ASSET DETAIL (continued)

Security Description

	Shares/Face Amt	Price	Market Value	Tax Cost	Unrealized Gain/Loss	Percent of Total Portfolio	Estimated Annual Income	Estimated Current Yield
Enterprise Bk Tr Clayton Mo - 29367SMQ4 C D 3.600 09/24/2027	249,000.000	99.7070	248,270.43	249,000.00	-729.57	4.9	8,964.00	3.61
Total Corporate Issues			\$2,977,941.01	\$2,974,000.00	\$3,941.01	59.2	\$116,603.50	
Total Taxable Bonds			\$5,028,452.71	\$4,921,438.25	\$107,014.46	100.0	\$124,903.61	
Total Assets			\$5,028,452.71	\$4,921,438.25	\$107,014.46	100.0	\$124,903.61	
Estimated Current Yield								2.48

ASSET DETAIL MESSAGES

Time of trade execution and trading party (if not disclosed) will be provided upon request.

Publicly traded assets are valued in accordance with market quotations or valuation methodologies from financial industry services believed by us to be reliable. Assets that are not publicly traded may be reflected at values from other external sources. Assets for which a current value is not available may be reflected at a previous value or as not valued, at par value, or at a nominal value. Values shown do not necessarily reflect prices at which assets could be bought or sold. Values are updated based on internal policy and may be updated less frequently than statement generation.



COOKE COUNTY

ACCOUNT NUMBER: [REDACTED]

Page 7 of 12

January 1, 2026 to January 31, 2026

TRANSACTION DETAIL

Date Posted	Activity	Description	Income Cash	Principal Cash	Tax Cost
Beginning Balance 01/01/2026			\$0.00	\$0.00	\$5,419,438.25
01/02/26	Asset Income	Interest Earned On Austin Telco C D 4.100% 3/22/27 0.003482 USD/\$1 Pv On 249,000 Par Value Due 1/1/26	867.07		
01/02/26	Asset Income	Interest Earned On Dort Finl Cr Un C D 3.850% 9/24/26 0.009704 USD/\$1 Pv On 247,000 Par Value Due 1/1/26	2,396.91		
01/02/26	Asset Income	Interest Earned On Live Oak C D 3.650% 9/23/27 0.0031 USD/\$1 Pv On 249,000 Par Value Due 1/1/26	771.90		
01/02/26	Asset Income	Interest Earned On Skyla Fed Cr C D 4.100% 1/29/27 0.003482 USD/\$1 Pv On 249,000 Par Value Due 1/1/26	867.07		
01/02/26	Cash Disbursement	Cash Disbursement Paid To Simmons Bank Xxxx0287 ACH Transfer To Checking	-4,902.95		
01/16/26	Asset Income	Interest Earned On Little Horn ST C D 4.000% 8/17/26 0.003397 USD/\$1 Pv On 249,000 Par Value Due 1/16/26	845.92		
01/16/26	Cash Disbursement	Cash Disbursement Paid To Simmons Bank Xxxx0287 ACH Transfer To Checking	-845.92		
01/21/26	Asset Income	Interest Earned On Queensborough C D 4.000% 8/21/26 0.003397 USD/\$1 Pv On 249,000 Par Value Due 1/21/26	845.92		
01/21/26	Cash Disbursement	Cash Disbursement Paid To Simmons Bank Xxxx0287 ACH Transfer To Checking	-845.92		
01/23/26	Asset Income	Interest Earned On Connexus Cr Un C D 4.100% 7/23/27 0.003482 USD/\$1 Pv On 249,000 Par Value Due 1/23/26	867.07		
01/23/26	Cash Disbursement	Cash Disbursement Paid To Simmons Bank Xxxx0287 ACH Transfer To Checking	-867.07		



COOKE COUNTY

ACCOUNT NUMBER: [REDACTED]

Page 8 of 12

January 1, 2026 to January 31, 2026

TRANSACTION DETAIL (continued)

Date Posted	Activity	Description	Income Cash	Principal Cash	Tax Cost
01/26/26	Asset Income	Interest Earned On Enterprise Bk C D 3.600% 9/24/27 0.003058 USD/\$1 Pv On 249,000 Par Value Due 1/26/26	761.33		
01/26/26	Cash Disbursement	Cash Disbursement Paid To Simmons Bank Xxxx0287 ACH Transfer To Checking	-761.33		
01/29/26	Sale	Matured 249,000 Par Value Of Hughes Fed Cr C D 4.600% 1/29/26 Trade Date 1/29/26 249,000 Par Value At 100 %		249,000.00	-249,000.00
01/29/26	Asset Income	Interest Earned On Corporate Amer C D 3.800% 3/29/27 0.003227 USD/\$1 Pv On 249,000 Par Value Due 1/29/26	803.62		
01/29/26	Asset Income	Interest Earned On Hughes Fed Cr C D 4.600% 1/29/26 0.003907 USD/\$1 Pv On 249,000 Par Value Due 1/29/26	972.81		
01/29/26	Cash Disbursement	Cash Disbursement Paid To Simmons Bank Xxxx0287 ACH Transfer To Checking		-249,000.00	
01/29/26	Cash Disbursement	Cash Disbursement Paid To Simmons Bank Xxxx0287 ACH Transfer To Checking	-1,776.43		
01/30/26	Sale	Matured 249,000 Par Value Of First Comm Bk C D 4.400% 1/30/26 Trade Date 1/30/26 249,000 Par Value At 100 %		249,000.00	-249,000.00
01/30/26	Asset Income	Interest Earned On First Comm Bk C D 4.400% 1/30/26 0.003616 USD/\$1 Pv On 249,000 Par Value Due 1/30/26	900.49		
01/30/26	Cash Disbursement	Cash Disbursement Paid To Simmons Bank Xxxx0287 ACH Transfer To Checking		-249,000.00	



COOKE COUNTY
ACCOUNT NUMBER: [REDACTED]

Page 9 of 12
January 1, 2026 to January 31, 2026

TRANSACTION DETAIL (continued)

Date Posted	Activity	Description	Income Cash	Principal Cash	Tax Cost
01/30/26	Cash Disbursement	Cash Disbursement Paid To Simmons Bank Xxxx0287 ACH Transfer To Checking	-900.49		
Ending Balance 01/31/2026			\$0.00	\$0.00	\$4,921,438.25



COOKE COUNTY
ACCOUNT NUMBER: [REDACTED]

Page 10 of 12
January 1, 2026 to January 31, 2026

SALE/MATURITY SUMMARY

Settlement Date	Description	Tax Cost	Proceeds	Estimated Gain/Loss
Taxable Bonds				
First Comm Bk Lakewood Nj				
C D				
4.400 01/30/2026				
31985HCH7				
01/30/26	Matured 249,000 Par Value Trade Date 1/30/26 249,000 Par Value At 100 %	-249,000.00	249,000.00	
Hughes Fed Cr Un Tucson Ariz				
C D				
4.600 01/29/2026				
444425AK8				
01/29/26	Matured 249,000 Par Value Trade Date 1/29/26 249,000 Par Value At 100 %	-249,000.00	249,000.00	
Total Taxable Bonds		-\$498,000.00	\$498,000.00	\$0.00
Total Sales & Maturities		-\$498,000.00	\$498,000.00	\$0.00

SALE/MATURITY SUMMARY MESSAGES


Estimates should not be used for tax purposes



COOKE COUNTY
ACCOUNT NUMBER: [REDACTED]

Page 11 of 12
January 1, 2026 to January 31, 2026

BOND SUMMARY



	Par Value	Market Value	Percentage of Category
MATURITY			
2026	2,830,000.00	2,796,131.39	55.61
2027	2,229,000.00	2,232,321.32	44.39
Total of Category	\$5,059,000.00	\$5,028,452.71	100.00

MOODY'S RATING			
N/A	2,334,000.00	2,300,457.90	45.75
NOT RATED	2,725,000.00	2,727,994.81	54.25
Total of Category	\$5,059,000.00	\$5,028,452.71	100.00

S&P RATING			
N/A	2,334,000.00	2,300,457.90	45.75



COOKE COUNTY
ACCOUNT NUMBER [REDACTED]

Page 12 of 12
January 1, 2026 to January 31, 2026

BOND SUMMARY (continued)

	Par Value	Market Value	Percentage of Category
NOT RATED	2,725,000.00	2,727,994.81	54.25
Total of Category	\$5,059,000.00	\$5,028,452.71	100.00

BOND SUMMARY MESSAGES

Data contained within this section excluded Mutual Funds, Exchange Traded Funds, and Closed-Ended Funds.

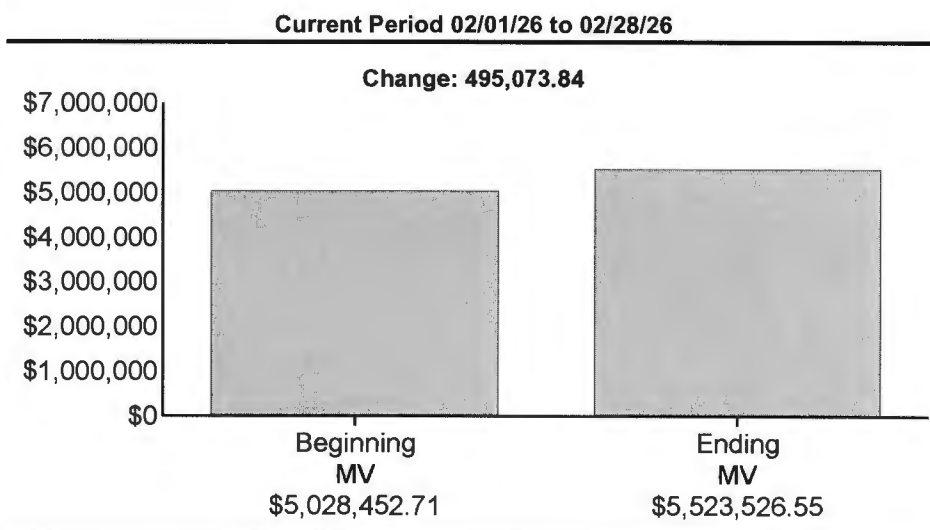


COOKE COUNTY
ACCOUNT NUMBER: [REDACTED]

Page 1 of 13
February 1, 2026 to February 28, 2026

MARKET VALUE SUMMARY

	Current Period 02/01/26 to 02/28/26	Year-to-Date 01/01/26 to 02/28/26
Beginning Market Value	\$5,028,452.71	\$5,526,666.23
Taxable Interest	5,826.28	16,726.39
Taxable Dividends	44.79	44.79
Cash Receipts	490,000.00	490,000.00
Cash Disbursements	-5,826.28	-514,726.39
Change in Investment Value	5,029.05	4,815.53
Ending Market Value	\$5,523,526.55	\$5,523,526.55





COOKE COUNTY
ACCOUNT NUMBER: [REDACTED]

Page 2 of 13
February 1, 2026 to February 28, 2026

ASSET SUMMARY

Assets	Current Period Market Value	% of Total	Estimated Annual Income
Cash & Equivalents	44.79	0.00	1.50
Taxable Bonds	5,523,481.76	100.00	143,768.61
Total Market Value	\$5,523,526.55	100.00	\$143,770.11

Fixed Income Summary



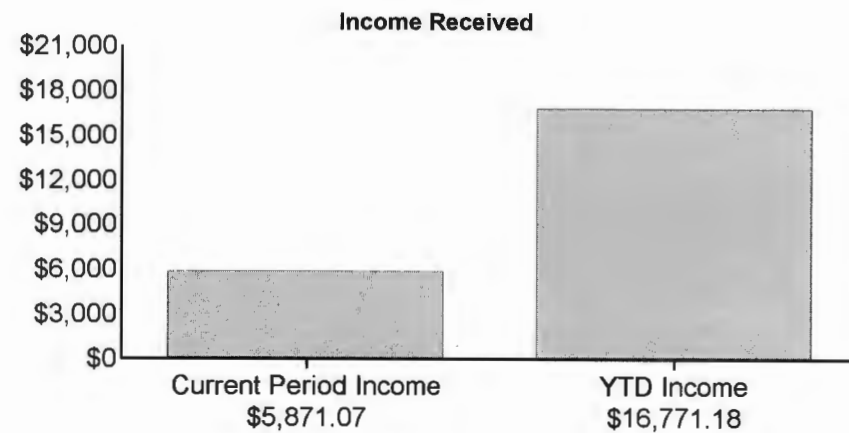


COOKE COUNTY
ACCOUNT NUMBER: [REDACTED]

Page 3 of 13
February 1, 2026 to February 28, 2026

INCOME SUMMARY

	Income Received Current Period	Income Received YTD
Taxable Interest	5,826.28	16,726.39
Taxable Dividends	44.79	44.79
Total Current Period Income	\$5,871.07	\$16,771.18





COOKE COUNTY
ACCOUNT NUMBER: ██████████

Page 4 of 13
February 1, 2026 to February 28, 2026

ASSET DETAIL

Security Description

Shares/Face Amt	Price	Market Value	Tax Cost	Unrealized Gain/Loss	Percent of Total Portfolio	Estimated Annual Income	Estimated Current Yield
Cash & Equivalents							
Cash/Money Market							
L Plus Platinum Class Z - USBLPPZ **							
44.790	1.0000	44.79	44.79	0.00	0.0	1.50	3.35
Total Cash/Money Market		\$44.79	\$44.79	\$0.00	0.0	\$1.50	
Total Cash & Equivalents		\$44.79	\$44.79	\$0.00	0.0	\$1.50	

Taxable Bonds

US Government Issues

Federal Agri Mtg Corp M T N - 31422XDX7 0.830 03/27/2026							
1,000,000.000	99.8000	998,000.00	948,533.00	49,467.00	18.1	8,300.00	0.83
U S Treasury Bond - 912833PB0 Generic Int Pmt 11/15/2026							
1,085,000.000	97.4850	1,057,712.25	998,905.25	58,807.00	19.1	0.11	0.00
Total US Government Issues		\$2,055,712.25	\$1,947,438.25	\$108,274.00	37.2	\$8,300.11	

Corporate Issues

Little Horn ST Bk Hardin Mont - 53724CAV9 C D 4.000 08/17/2026							
249,000.000	100.1270	249,316.23	249,000.00	316.23	4.5	9,960.00	3.99



COOKE COUNTY

ACCOUNT NUMBER: [REDACTED]

Page 5 of 13

February 1, 2026 to February 28, 2026

ASSET DETAIL (continued)

Security Description	Shares/Face Amt	Price	Market Value	Tax Cost	Unrealized Gain/Loss	Percent of Total Portfolio	Estimated Annual Income	Estimated Current Yield
Queensborough Natl Bk Tr Co - 74824XDQ6 C D 4.000 08/21/2026	249,000.000	100.1170	249,291.33	249,000.00	291.33	4.5	9,960.00	3.99
Dort Finl Cr Un Grand Blanc Mi - 25844MCA4 C D 3.850 09/24/2026	247,000.000	99.9960	246,990.12	247,000.00	-9.88	4.5	9,509.50	3.85
Skyla Fed Cr Un Charlotte Nort - 83086XAF7 C D 4.100 01/29/2027	249,000.000	100.3390	249,844.11	249,000.00	844.11	4.5	10,209.00	4.09
Goldman Sachs Bk USA - 38150VS26 C D 4.000 03/18/2027	245,000.000	100.2380	245,583.10	245,000.00	583.10	4.4	9,800.00	3.99
Austin Telco Fed - 052392EM5 C D 4.100 03/22/2027	249,000.000	100.3880	249,966.12	249,000.00	966.12	4.5	10,209.00	4.08
Corporate Amer Family Cr Un EI - 219873AP1 C D 3.800 03/29/2027	249,000.000	100.0440	249,109.56	249,000.00	109.56	4.5	9,462.00	3.80
Bmw Bk North Amer Salt Lake Ci - 05612LEU2 C D 3.950 05/10/2027	245,000.000	100.2050	245,502.25	245,000.00	502.25	4.4	9,677.50	3.94
Bny Mellon N A Instl Ctf Dep P - 05584CX84 C D 3.900 05/14/2027	245,000.000	100.1360	245,333.20	245,000.00	333.20	4.4	9,555.00	3.89



COOKE COUNTY
ACCOUNT NUMBER: [REDACTED]

Page 7 of 13
February 1, 2026 to February 28, 2026

ASSET DETAIL MESSAGES

Time of trade execution and trading party (if not disclosed) will be provided upon request.

Publicly traded assets are valued in accordance with market quotations or valuation methodologies from financial industry services believed by us to be reliable. Assets that are not publicly traded may be reflected at values from other external sources. Assets for which a current value is not available may be reflected at a previous value or as not valued, at par value, or at a nominal value. Values shown do not necessarily reflect prices at which assets could be bought or sold. Values are updated based on internal policy and may be updated less frequently than statement generation.

You can exclude a participating bank from holding your deposits in the Liquidity Plus program by directing U.S. Bank to remove the bank from the Bank List. See usbank.com/LiquidityPlus to obtain the current Bank List and Opt-Out Form.

****Your U.S. Bank Liquidity Plus Program as of 02/27/2026 was allocated as follows:**

Total Balance \$44.79

Bank Name	Balance	Excluded Bank Name
Webster Bank	\$22.67	None
Schaumburg Bank and Trust Com	\$22.12	



COOKE COUNTY

ACCOUNT NUMBER: [REDACTED]

Page 8 of 13

February 1, 2026 to February 28, 2026

TRANSACTION DETAIL

Date Posted	Activity	Description	Income Cash	Principal Cash	Tax Cost
Beginning Balance 02/01/2026			\$0.00	\$0.00	\$4,921,438.25
02/02/26	Asset Income	Interest Earned On Austin Telco C D 4.100% 3/22/27 0.003482 USD/\$1 Pv On 249,000 Par Value Due 2/1/26	867.07		
02/02/26	Asset Income	Interest Earned On Live Oak C D 3.650% 9/23/27 0.0031 USD/\$1 Pv On 249,000 Par Value Due 2/1/26	771.90		
02/02/26	Asset Income	Interest Earned On Skyla Fed Cr C D 4.100% 1/29/27 0.003482 USD/\$1 Pv On 249,000 Par Value Due 2/1/26	867.07		
02/02/26	Cash Disbursement	Cash Disbursement Paid To Simmons Bank Xxxx0287 ACH Transfer To Checking	-2,506.04		
02/10/26	Cash Receipt	Cash Receipt Incoming Wires Cooke County 101 S Dixon ST Ste 113 762404745 Gain Esville Texas US - Simmons Bank Pine Bluff Ar		245,000.00	
02/10/26	Cash Receipt	Cash Receipt Incoming Wires Cooke County 101 S Dixon ST Ste 113 762404745 Gain Esville Texas US - Simmons Bank Pine Bluff Ar		245,000.00	
02/10/26	Purchase	Purchased 490,000 Shares Of L Plus Platinum Class Z Trade Date 2/10/26 Purchased Through Direct From Issuer 490,000 Shares At 1.00 USD		-490,000.00	490,000.00
02/11/26	Purchase	Purchased 245,000 Par Value Of Morgan Stanley C D 3.850% 2/11/28 Trade Date 2/3/26 Purchased Through Concourse Financial Group 245,000 Par Value At 100 %		-245,000.00	245,000.00
02/11/26	Purchase	Purchased 245,000 Par Value Of Morgan Stanley C D 3.850% 2/11/28 Trade Date 2/3/26 Purchased Through Concourse Financial Group 245,000 Par Value At 100 %		-245,000.00	245,000.00



COOKE COUNTY

ACCOUNT NUMBER: [REDACTED]

Page 9 of 13

February 1, 2026 to February 28, 2026

TRANSACTION DETAIL (continued)

Date Posted	Activity	Description	Income Cash	Principal Cash	Tax Cost
02/11/26	Sale	Sold 490,000 Shares Of L Plus Platinum Class Z Trade Date 2/11/26 Sold Through Direct From Issuer 490,000 Shares At 1.00 USD		490,000.00	-490,000.00
02/17/26	Asset Income	Interest Earned On Little Horn ST C D 4.000% 8/17/26 0.003397 USD/\$1 Pv On 249,000 Par Value Due 2/16/26	845.92		
02/17/26	Cash Disbursement	Cash Disbursement Paid To Simmons Bank Xxx0287 ACH Transfer To Checking	-845.92		
02/23/26	Asset Income	Interest Earned On Queensborough C D 4.000% 8/21/26 0.003397 USD/\$1 Pv On 249,000 Par Value Due 2/21/26	845.92		
02/23/26	Asset Income	Interest Earned On Connexus Cr Un C D 4.100% 7/23/27 0.003482 USD/\$1 Pv On 249,000 Par Value Due 2/23/26	867.07		
02/23/26	Cash Disbursement	Cash Disbursement Paid To Simmons Bank Xxx0287 ACH Transfer To Checking	-1,712.99		
02/26/26	Asset Income	Interest Earned On Enterprise Bk C D 3.600% 9/24/27 0.003058 USD/\$1 Pv On 249,000 Par Value Due 2/26/26	761.33		
02/26/26	Cash Disbursement	Cash Disbursement Paid To Simmons Bank Xxx0287 ACH Transfer To Checking	-761.33		
02/27/26	Asset Income	Dividend Earned On L Plus Platinum Class Z	44.79		
02/27/26	Cash Disbursement	Cash Disbursement Transfer To Principal	-44.79		
02/27/26	Cash Receipt	Cash Receipt Transfer From Income		44.79	



COOKE COUNTY

ACCOUNT NUMBER: [REDACTED]

Page 10 of 13

February 1, 2026 to February 28, 2026

TRANSACTION DETAIL (continued)

Date Posted	Activity	Description	Income Cash	Principal Cash	Tax Cost
02/27/26	Purchase	Purchased 44.79 Shares Of L Plus Platinum Class Z Trade Date 2/27/26 Reinvestment Of Income Received 2/27/26		-44.79	44.79
Ending Balance 02/28/2026			\$0.00	\$0.00	\$5,411,483.04



COOKE COUNTY

ACCOUNT NUMBER: [REDACTED]

Page 11 of 13

February 1, 2026 to February 28, 2026

SALE/MATURITY SUMMARY

Settlement Date	Description	Tax Cost	Proceeds	Estimated Gain/Loss
Cash and Equivalents				
L Plus Platinum Class Z USBLPPZ				
02/11/26	Sold 490,000 Shares Trade Date 2/11/26 Sold Through Direct From Issuer 490,000 Shares At 1.00 USD	-490,000.00	490,000.00	
Total Cash and Equivalents		-\$490,000.00	\$490,000.00	\$0.00
Total Sales & Maturities		-\$490,000.00	\$490,000.00	\$0.00

SALE/MATURITY SUMMARY MESSAGES


Estimates should not be used for tax purposes



COOKE COUNTY
ACCOUNT NUMBER: [REDACTED]

Page 12 of 13
February 1, 2026 to February 28, 2026

BOND SUMMARY



	Par Value	Market Value	Percentage of Category
MATURITY			
2026	2,830,000.00	2,801,309.93	50.72
2027	2,229,000.00	2,232,191.43	40.41
2028	490,000.00	489,980.40	8.87
Total of Category	\$5,549,000.00	\$5,523,481.76	100.00

MOODY'S RATING			
N/A	2,334,000.00	2,305,678.37	41.74
NOT RATED	3,215,000.00	3,217,803.39	58.26
Total of Category	\$5,549,000.00	\$5,523,481.76	100.00

S&P RATING			
N/A	2,334,000.00	2,305,678.37	41.74



COOKE COUNTY
ACCOUNT NUMBER: [REDACTED]

Page 13 of 13
February 1, 2026 to February 28, 2026

BOND SUMMARY (continued)

	Par Value	Market Value	Percentage of Category
NOT RATED	3,215,000.00	3,217,803.39	58.26
Total of Category	\$5,549,000.00	\$5,523,481.76	100.00

BOND SUMMARY MESSAGES

Data contained within this section excluded Mutual Funds, Exchange Traded Funds, and Closed-Ended Funds.



COOKE COUNTY

ACCOUNT NUMBER: [REDACTED]

Page 1 of 16

March 1, 2026 to March 31, 2026

SPECIAL MESSAGES

This notice is to make you aware that the terms and conditions of Liquidity Plus were amended to increase the limit on end-of-day cash that is swept to Deposit Banks to be eligible for FDIC insurance coverage. The 'Deposit Limit' increased from \$5,000,000 to \$10,000,000 on February 23rd, 2026.

The following sentences in your terms and conditions have been amended to reflect the change from \$5,000,000 to \$10,000,000. No other changes are being made to the terms and conditions at this time.

The maximum amount of Federal Deposit Insurance Corporation ("FDIC") deposit insurance coverage available for funds swept under Liquidity Plus is currently \$10,000,000, subject to certain exceptions and the ability to place such cash balances, as more fully explained below ("Deposit Limit").

and

Customer's Deposits are deposited into interest-bearing omnibus deposit accounts at the Program Banks in a manner currently designed to provide Customer with up to \$10,000,000 of total FDIC deposit insurance coverage, subject to certain exceptions described herein.

If you have previously received this notice, please disregard as no further changes have been made.

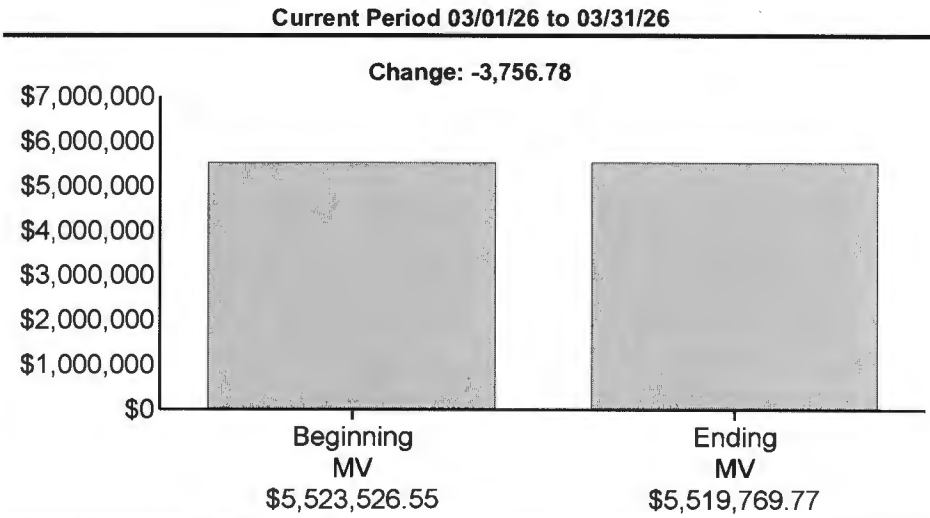


COOKE COUNTY
ACCOUNT NUMBER: [REDACTED]

Page 2 of 16
March 1, 2026 to March 31, 2026

MARKET VALUE SUMMARY

	Current Period 03/01/26 to 03/31/26	Year-to-Date 01/01/26 to 03/31/26
Beginning Market Value	\$5,523,526.55	\$5,526,666.23
Taxable Interest	15,559.45	32,285.84
Taxable Dividends	227.98	272.77
Cash Receipts	996,307.19	1,486,307.19
Cash Disbursements	-1,015,559.45	-1,530,285.84
Long Term Gains/Losses	51,467.00	51,467.00
Change in Investment Value	-51,758.95	-46,943.42
Ending Market Value	\$5,519,769.77	\$5,519,769.77





COOKE COUNTY
ACCOUNT NUMBER: [REDACTED]

Page 3 of 16
March 1, 2026 to March 31, 2026

ASSET SUMMARY

Assets	Current Period Market Value	% of Total	Estimated Annual Income
Cash & Equivalents	514.96	0.00	17.14
Taxable Bonds	5,519,254.81	100.00	174,086.11
Total Market Value	\$5,519,769.77	100.00	\$174,103.25

Fixed Income Summary



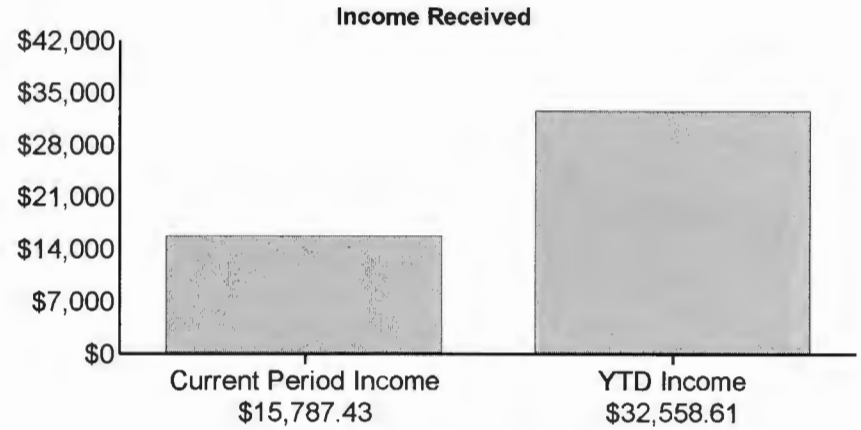


COOKE COUNTY
ACCOUNT NUMBER: [REDACTED]

Page 4 of 16
March 1, 2026 to March 31, 2026

INCOME SUMMARY

	Income Received Current Period	Income Received YTD
Taxable Interest	15,559.45	32,285.84
Taxable Dividends	227.98	272.77
Total Current Period Income	\$15,787.43	\$32,558.61





COOKE COUNTY
ACCOUNT NUMBER: [REDACTED]

Page 5 of 16
March 1, 2026 to March 31, 2026

ASSET DETAIL

Security Description

Shares/Face Amt	Price	Market Value	Tax Cost	Unrealized Gain/Loss	Percent of Total Portfolio	Estimated Annual Income	Estimated Current Yield
-----------------	-------	--------------	----------	----------------------	----------------------------	-------------------------	-------------------------

Cash & Equivalents

Cash/Money Market

L Plus Platinum Class Z - USBLPPZ **

514.960	1.0000	514.96	514.96	0.00	0.0	17.14	3.33
---------	--------	--------	--------	------	-----	-------	------

Total Cash/Money Market

		\$514.96	\$514.96	\$0.00	0.0	\$17.14	
--	--	-----------------	-----------------	---------------	------------	----------------	--

Total Cash & Equivalents

		\$514.96	\$514.96	\$0.00	0.0	\$17.14	
--	--	-----------------	-----------------	---------------	------------	----------------	--

Taxable Bonds

US Government Issues

U S Treasury Bond - 912833PB0
Generic Int Pmt
11/15/2026

1,085,000.000	97.6950	1,059,990.75	998,905.25	61,085.50	19.2	0.11	0.00
---------------	---------	--------------	------------	-----------	------	------	------

Federal Farm Credit Bks - 3133EWJZ4
3.875 03/27/2028

750,000.000	100.0960	750,720.00	751,065.00	-345.00	13.6	29,062.50	3.87
-------------	----------	------------	------------	---------	------	-----------	------

Total US Government Issues

		\$1,810,710.75	\$1,749,970.25	\$60,740.50	32.8	\$29,062.61	
--	--	-----------------------	-----------------------	--------------------	-------------	--------------------	--

Corporate Issues

Little Horn ST Bk Hardin Mont - 53724CAV9
C D
4.000 08/17/2026

249,000.000	100.0470	249,117.03	249,000.00	117.03	4.5	9,960.00	4.00
-------------	----------	------------	------------	--------	-----	----------	------



COOKE COUNTY
ACCOUNT NUMBER: [REDACTED]

Page 6 of 16
March 1, 2026 to March 31, 2026

ASSET DETAIL (continued)

Security Description	Shares/Face Amt	Price	Market Value	Tax Cost	Unrealized Gain/Loss	Percent of Total Portfolio	Estimated Annual Income	Estimated Current Yield
Queensborough Natl Bk Tr Co - 74824XDQ6 C D 4.000 08/21/2026	249,000.000	100.0380	249,094.62	249,000.00	94.62	4.5	9,960.00	4.00
Dort Finl Cr Un Grand Blanc Mi - 25844MCA4 C D 3.850 09/24/2026	247,000.000	99.9530	246,883.91	247,000.00	-116.09	4.5	9,509.50	3.85
Skyla Fed Cr Un Charlotte Nort - 83086XAF7 C D 4.100 01/29/2027	249,000.000	100.1930	249,480.57	249,000.00	480.57	4.5	10,209.00	4.09
Goldman Sachs Bk USA - 38150VS26 C D 4.000 03/18/2027	245,000.000	100.0720	245,176.40	245,000.00	176.40	4.4	9,800.00	4.00
Austin Telco Fed - 052392EM5 C D 4.100 03/22/2027	249,000.000	100.2090	249,520.41	249,000.00	520.41	4.5	10,209.00	4.09
Corporate Amer Family Cr Un EI - 219873AP1 C D 3.800 03/29/2027	249,000.000	99.9120	248,780.88	249,000.00	-219.12	4.5	9,462.00	3.80
Bmw Bk North Amer Salt Lake Ci - 05612LEU2 C D 3.950 05/10/2027	245,000.000	100.0700	245,171.50	245,000.00	171.50	4.4	9,677.50	3.95
Bny Mellon N A Instl Ctf Dep P - 05584CX84 C D 3.900 05/14/2027	245,000.000	100.0050	245,012.25	245,000.00	12.25	4.4	9,555.00	3.90



COOKE COUNTY

ACCOUNT NUMBER: ██████████

Page 8 of 16

March 1, 2026 to March 31, 2026

ASSET DETAIL MESSAGES

Time of trade execution and trading party (if not disclosed) will be provided upon request.

Publicly traded assets are valued in accordance with market quotations or valuation methodologies from financial industry services believed by us to be reliable. Assets that are not publicly traded may be reflected at values from other external sources. Assets for which a current value is not available may be reflected at a previous value or as not valued, at par value, or at a nominal value. Values shown do not necessarily reflect prices at which assets could be bought or sold. Values are updated based on internal policy and may be updated less frequently than statement generation.

You can exclude a participating bank from holding your deposits in the Liquidity Plus program by directing U.S. Bank to remove the bank from the Bank List. See usbank.com/LiquidityPlus to obtain the current Bank List and Opt-Out Form.

****Your U.S. Bank Liquidity Plus Program as of 03/31/2026 was allocated as follows:**

Total Balance \$514.96

Bank Name	Balance	Excluded Bank Name
US Bank	\$67.82	None
Webster Bank	\$67.82	
Bell Bank	\$6.28	
Stryv Bank	\$2.01	
Washington Federal Bank	\$67.82	
CornerStone Bank	\$.09	
Prime Alliance Bank	\$16.10	
Vista Bank	\$.01	
Wheaton Bank and Trust, N.A.	\$287.01	



COOKE COUNTY

ACCOUNT NUMBER: [REDACTED]

Page 9 of 16

March 1, 2026 to March 31, 2026

TRANSACTION DETAIL

Date Posted	Activity	Description	Income Cash	Principal Cash	Tax Cost
Beginning Balance 03/01/2026			\$0.00	\$0.00	\$5,411,483.04
03/02/26	Asset Income	Interest Earned On Corporate Amer C D 3.800% 3/29/27 0.003123 USD/\$1 Pv On 249,000 Par Value Due 2/28/26	777.70		
03/02/26	Asset Income	Interest Earned On Austin Telco C D 4.100% 3/22/27 0.003145 USD/\$1 Pv On 249,000 Par Value Due 3/1/26	783.16		
03/02/26	Asset Income	Interest Earned On Live Oak C D 3.650% 9/23/27 0.0028 USD/\$1 Pv On 249,000 Par Value Due 3/1/26	697.20		
03/02/26	Asset Income	Interest Earned On Skyla Fed Cr C D 4.100% 1/29/27 0.003145 USD/\$1 Pv On 249,000 Par Value Due 3/1/26	783.16		
03/02/26	Cash Disbursement	Cash Disbursement Paid To Simmons Bank Xxxx0287 ACH Transfer To Checking	-3,041.22		
03/16/26	Asset Income	Interest Earned On Little Horn ST C D 4.000% 8/17/26 0.003068 USD/\$1 Pv On 249,000 Par Value Due 3/16/26	764.05		
03/16/26	Cash Disbursement	Cash Disbursement Paid To Simmons Bank Xxxx0287 ACH Transfer To Checking	-764.05		
03/18/26	Asset Income	Interest Earned On Goldman Sachs Bk C D 4.000% 3/18/27 0.019836 USD/\$1 Pv On 245,000 Par Value Due 3/18/26	4,859.73		
03/18/26	Cash Disbursement	Cash Disbursement Paid To Simmons Bank Xxxx0287 ACH Transfer To Checking	-4,859.73		
03/23/26	Asset Income	Interest Earned On Queensborough C D 4.000% 8/21/26 0.003068 USD/\$1 Pv On 249,000 Par Value Due 3/21/26	764.05		
03/23/26	Asset Income	Interest Earned On Connexus Cr Un C D 4.100% 7/23/27 0.003145 USD/\$1 Pv On 249,000 Par Value Due 3/23/26	783.16		



COOKE COUNTY
ACCOUNT NUMBER: [REDACTED]

Page 10 of 16
March 1, 2026 to March 31, 2026

TRANSACTION DETAIL (continued)

Date Posted	Activity	Description	Income Cash	Principal Cash	Tax Cost
03/23/26	Cash Disbursement	Cash Disbursement Paid To Simmons Bank Xxxx0287 ACH Transfer To Checking	-1,547.21		
03/26/26	Asset Income	Interest Earned On Enterprise Bk C D 3.600% 9/24/27 0.002762 USD/\$1 Pv On 249,000 Par Value Due 3/26/26	687.65		
03/26/26	Cash Disbursement	Cash Disbursement Paid To Simmons Bank Xxxx0287 ACH Transfer To Checking	-687.65		
03/27/26	Cash Receipt	Cash Receipt Incoming Wires Cooke County Simmons Bank Pine Bluff Ar		751,307.19	
03/27/26	Sale	Matured 1,000,000 Par Value Of F A M C M T N 0.830% 3/27/26 Trade Date 3/27/26 1,000,000 Par Value At 100 %		1,000,000.00	-948,533.00
03/27/26	Asset Income	Interest Earned On F A M C M T N 0.830% 3/27/26 0.00415 USD/\$1 Pv On 1,000,000 Par Value Due 3/27/26	4,150.00		
03/27/26	Cash Disbursement	Cash Disbursement Paid To Simmons Bank Xxxx0287 ACH Transfer To Checking		-1,000,000.00	
03/27/26	Cash Disbursement	Cash Disbursement Paid To Simmons Bank Xxxx0287 ACH Transfer To Checking	-4,150.00		
03/27/26	Purchase	Purchased 751,307.19 Shares Of L Plus Platinum Class Z Trade Date 3/27/26 Purchased Through Direct From Issuer 751,307.19 Shares At 1.00 USD		-751,307.19	751,307.19
03/30/26	Cash Receipt	Cash Receipt Incoming Wires Cooke County Simmons Bank Pine Bluff Ar		245,000.00	



COOKE COUNTY
ACCOUNT NUMBER: [REDACTED]

Page 11 of 16
March 1, 2026 to March 31, 2026

TRANSACTION DETAIL (continued)

Date Posted	Activity	Description	Income Cash	Principal Cash	Tax Cost
03/30/26	Purchase	Purchased 750,000 Par Value Of F F C B Deb 3.875% 3/27/28 Trade Date 3/24/26 Purchased Through Pershing LLC 750,000 Par Value At 100.142 %		-751,065.00	751,065.00
03/30/26	Purchase Accrued Interest	Paid Accrued Interest On Purchase Of F F C B Deb 3.875% 3/27/28 Income Debit 242.19- USD	-242.19		
03/30/26	Asset Income	Interest Earned On Corporate Amer C D 3.800% 3/29/27 0.003019 USD/\$1 Pv On 249,000 Par Value Due 3/29/26	751.78		
03/30/26	Cash Disbursement	Cash Disbursement Paid To Simmons Bank Xxxx0287 ACH Transfer To Checking	-509.59		
03/30/26	Sale	Sold 506,065 Shares Of L Plus Platinum Class Z Trade Date 3/30/26 Sold Through Direct From Issuer 506,065 Shares At 1.00 USD		506,065.00	-506,065.00
03/31/26	Purchase	Purchased 245,000 Par Value Of Manufacturers C D 3.900% 3/31/28 Trade Date 3/24/26 Purchased Through Concourse Financial Group 245,000 Par Value At 100 %		-245,000.00	245,000.00
03/31/26	Asset Income	Dividend Earned On L Plus Platinum Class Z	227.98		
03/31/26	Cash Disbursement	Cash Disbursement Transfer To Principal	-227.98		
03/31/26	Cash Receipt	Cash Receipt Transfer From Income		227.98	
03/31/26	Purchase	Purchased 227.98 Shares Of L Plus Platinum Class Z Trade Date 3/31/26 Reinvestment Of Income Received 3/31/26		-227.98	227.98



COOKE COUNTY
ACCOUNT NUMBER: [REDACTED]

Page 12 of 16
March 1, 2026 to March 31, 2026

TRANSACTION DETAIL (continued)

Date Posted	Activity	Description	Income Cash	Principal Cash	Tax Cost
03/31/26	Sale	Sold 245,000 Shares Of L Plus Platinum Class Z Trade Date 3/31/26 Sold Through Direct From Issuer 245,000 Shares At 1.00 USD		245,000.00	-245,000.00
Ending Balance 03/31/2026			\$0.00	\$0.00	\$5,459,485.21



COOKE COUNTY
ACCOUNT NUMBER: [REDACTED]

Page 13 of 16
March 1, 2026 to March 31, 2026

SALE/MATURITY SUMMARY

Settlement Date	Description	Tax Cost	Proceeds	Estimated Gain/Loss
Cash and Equivalents				
L Plus Platinum Class Z USBLPPZ				
03/30/26	Sold 506,065 Shares Trade Date 3/30/26 Sold Through Direct From Issuer 506,065 Shares At 1.00 USD	-506,065.00	506,065.00	
03/31/26	Sold 245,000 Shares Trade Date 3/31/26 Sold Through Direct From Issuer 245,000 Shares At 1.00 USD	-245,000.00	245,000.00	
Total L Plus Platinum Class Z		-\$751,065.00	\$751,065.00	\$0.00
Total Cash and Equivalents		-\$751,065.00	\$751,065.00	\$0.00
Taxable Bonds				
Federal Agri Mtg Corp M T N 0.830 03/27/2026 31422XDX7				
03/27/26	Matured 1,000,000 Par Value Trade Date 3/27/26 1,000,000 Par Value At 100 %	-948,533.00	1,000,000.00	51,467.00
Total Taxable Bonds		-\$948,533.00	\$1,000,000.00	\$51,467.00
Total Sales & Maturities		-\$1,699,598.00	\$1,751,065.00	\$51,467.00



COOKE COUNTY
ACCOUNT NUMBER: [REDACTED]

Page 14 of 16
March 1, 2026 to March 31, 2026

SALE/MATURITY SUMMARY MESSAGES

Estimated Year-To-Date Long-Term Gain (Loss): \$51,467.00

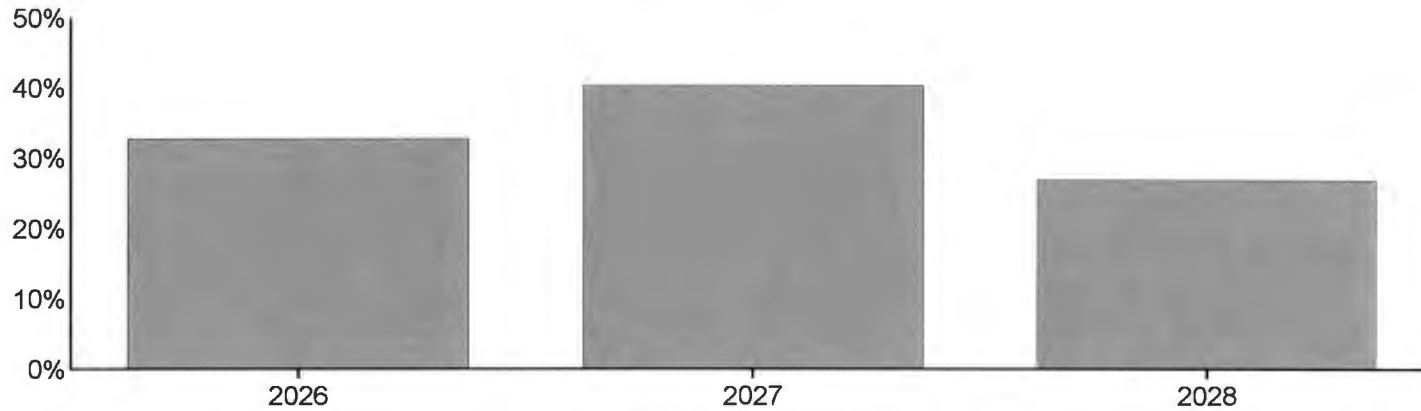
Estimates should not be used for tax purposes



COOKE COUNTY
ACCOUNT NUMBER: ██████████

Page 15 of 16
March 1, 2026 to March 31, 2026

BOND SUMMARY



	Par Value	Market Value	Percentage of Category
MATURITY			
2026	1,830,000.00	1,805,086.31	32.71
2027	2,229,000.00	2,228,887.05	40.38
2028	1,485,000.00	1,485,281.45	26.91
Total of Category	\$5,544,000.00	\$5,519,254.81	100.00

MOODY'S RATING			
Aa1	750,000.00	750,720.00	13.60
N/A	1,334,000.00	1,309,511.16	23.73
NOT RATED	3,460,000.00	3,459,023.65	62.67
Total of Category	\$5,544,000.00	\$5,519,254.81	100.00

S&P RATING			
AA+	750,000.00	750,720.00	13.60



COOKE COUNTY
ACCOUNT NUMBER: [REDACTED]

Page 16 of 16
March 1, 2026 to March 31, 2026

BOND SUMMARY (continued)

	Par Value	Market Value	Percentage of Category
N/A	1,334,000.00	1,309,511.16	23.73
NOT RATED	3,460,000.00	3,459,023.65	62.67
Total of Category	\$5,544,000.00	\$5,519,254.81	100.00

BOND SUMMARY MESSAGES

Data contained within this section excluded Mutual Funds, Exchange Traded Funds, and Closed-Ended Funds.

FOR INSTITUTIONAL INVESTOR USE ONLY

Portfolio Summary

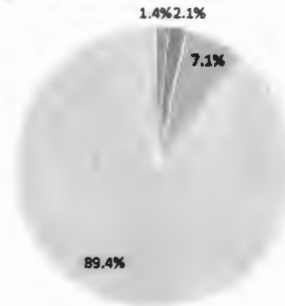
Wgtd Avg YTM *	3.95%
Wgtd Avg YTM with Lq. Bal.*	3.48%
Wgtd Avg YTW **	3.95%
Wgtd Avg Mat (no call)	1.16 yrs
Wgtd Avg Mat with Lq. Bal.	0.12 yrs

Market Value 3/31/2026 5,519,255

Par Value	5,544,000
Liquid Balances	46,769,619
Total Par with Liquid Bal.	52,313,619
Current MV with Liquid Bal.	52,288,874


Portfolio Composition (incl. Liquid Balances)

Sector	Par Value	YTM *	Weight
Agencies	750,000	3.80%	1.4%
Treasuries	1,085,000	4.20%	2.1%
Certificates of Deposit	3,709,000	3.91%	7.1%
Municipal Bonds			
Corporate Bonds			
Mortgages			
Commercial Paper			
Supra Nationals			
Total	5,544,000	3.95%	10.6%
Account Name	Balance	Rate	Weight
Texpool	11,642,546	3.67%	22.3%
LOGIC	12,816,232	3.79%	24.5%
Texstar	11,532,145	3.65%	22.0%
Simmons Bank	10,778,696	2.50%	20.6%
Total Liquid Balances	46,769,619	3.43%	89.4%



■ Agencies ■ Treasuries ■ Certificates of Deposit ■ Liquid Balances

Portfolio Ratings (Worst*)**



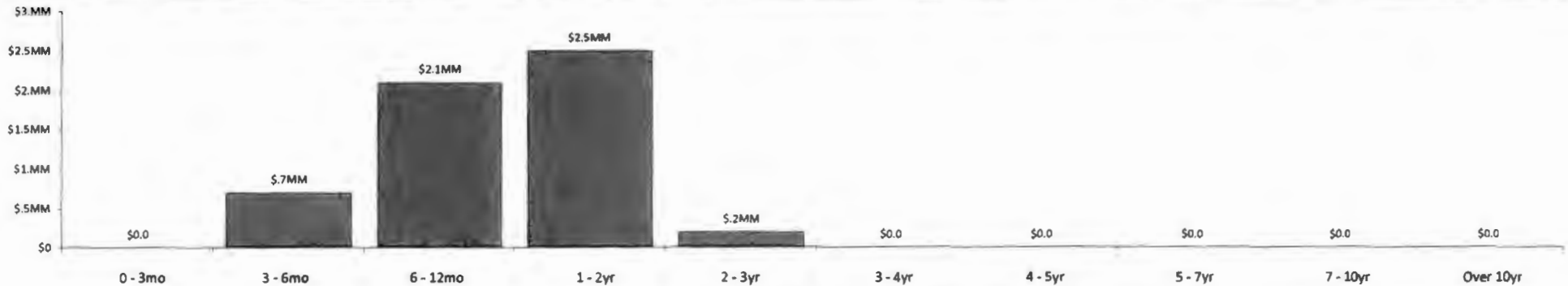
■ AA+ ■ NR

*** All ratings are shown in S&P format. Ratings Do Not Include Liquid Balances.

* Purchase Yield to Maturity

** Purchase Yield to Worst

Maturity Distribution



Performance versus Benchmark as of 3/31/2026

	1Yr Average	As of 3/31/2026	1Mo Ago	3Mos Ago	6Mos Ago	9Mos Ago	As of 12/31/2025	1Yr Ago	3Yrs Ago	5Yrs Ago
Yield to Maturity:										
Portfolio	n/a	3.95%	4.01%	4.06%	5.00%	n/a	4.06%	n/a	n/a	n/a
2-Year Treasury	3.67%	3.84%	3.38%	3.47%	3.60%	3.72%	3.47%	3.89%	4.06%	0.16%
Fed Funds	4.19%	3.75%	3.75%	3.75%	4.25%	4.50%	3.75%	4.50%	5.00%	0.25%

Excluded Securities

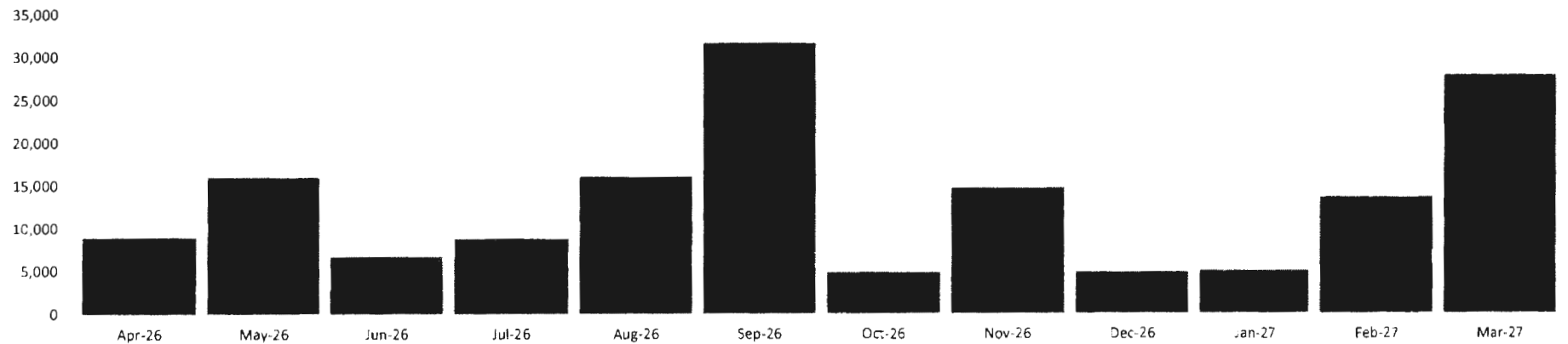
Bonds that are not found will not be shown
Cusip Reason

FOR INSTITUTIONAL INVESTOR USE ONLY

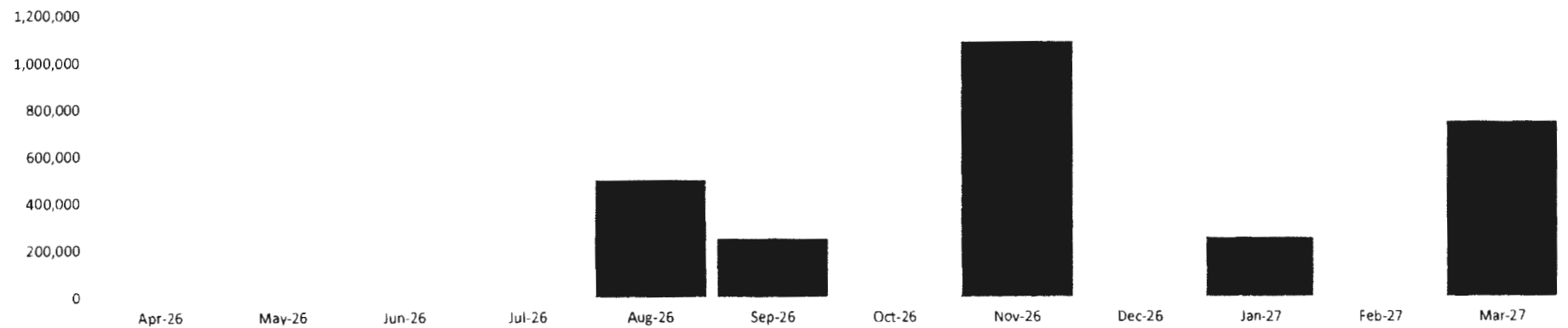
Cash-Flows - from 04/2026 to 03/2027 - Assuming None Called

Type	Par	Apr-26	May-26	Jun-26	Jul-26	Aug-26	Sep-26	Oct-26	Nov-26	Dec-26	Jan-27	Feb-27	Mar-27
Callable	0	0	0	0	0	0	0	0	0	0	0	0	0
Non-Callable	5,544,000	8,975	15,954	6,630	8,788	513,984	278,597	4,779	1,099,634	4,779	253,938	13,555	770,832
TOTAL	5,544,000	8,975	15,954	6,630	8,788	513,984	278,597	4,779	1,099,634	4,779	253,938	13,555	770,832

Interest Payments



Principal Payments



FOR INSTITUTIONAL INVESTOR USE ONLY

Extended Cash-Flows

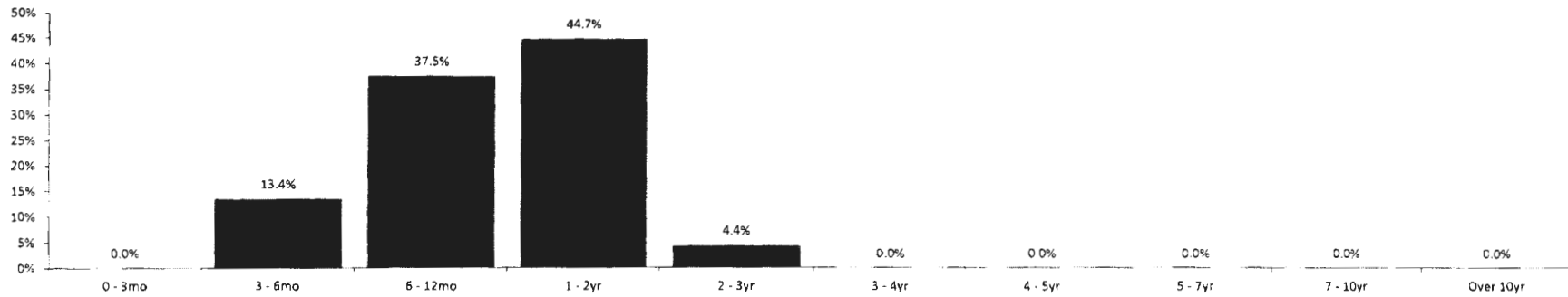
#	Cusip	Par Value	Apr-26	May-26	Jun-26	Jul-26	Aug-26	Sep-26	Oct-26	Nov-26	Dec-26	Jan-27	Feb-27	Mar-27	Year 1 Total
1	53724CAV9	249,000	846	819	846	819	249,846	0	0	0	0	0	0	0	253,176
2	74824XDQ6	249,000	846	819	846	819	249,846	0	0	0	0	0	0	0	253,176
3	25844MCA4	247,000	2,345	0	0	2,371	0	249,397	0	0	0	0	0	0	254,113
4	912833P80	1,085,000	0	0	0	0	0	0	0	1,085,000	0	0	0	0	1,085,000
5	83086XAF7	249,000	867	839	867	839	867	867	839	867	839	249,867	0	0	257,558
6	38150VS26	245,000	0	0	0	0	0	4,940	0	0	0	0	0	249,860	254,800
7	052392EM5	249,000	867	839	867	839	867	867	839	867	839	867	867	249,783	259,208
8	219873AP1	249,000	804	778	804	778	804	804	778	804	778	804	778	249,752	258,466
9	05612LEU2	245,000	0	4,799	0	0	0	0	0	4,879	0	0	0	0	9,678
10	05584CX84	245,000	0	4,738	0	0	0	0	0	4,817	0	0	0	0	9,555
11	20825WDY3	249,000	867	839	867	839	867	867	839	867	839	867	867	783	10,208
12	5380365P5	249,000	772	747	772	747	772	772	747	772	747	772	772	697	9,089
13	29367SMQ4	249,000	761	737	761	737	761	761	737	761	737	761	761	688	8,963
14	61776NU84	245,000	0	0	0	0	4,677	0	0	0	0	0	4,755	0	9,432
15	61778EPC9	245,000	0	0	0	0	4,677	0	0	0	0	0	4,755	0	9,432
16	3133EWjZ4	750,000	0	0	0	0	0	14,531	0	0	0	0	0	14,531	29,062
17	564759SZ2	245,000	0	0	0	0	0	4,791	0	0	0	0	0	4,738	9,529
TOTAL		5,544,000	8,975	15,954	6,630	8,788	513,984	278,597	4,779	1,099,634	4,779	253,938	13,555	770,832	2,980,445

* Callable - currently not likely to be called

See Cash-Flows graph above "Recognizing Likelihood of Call" for current projected cash-flows

FOR INSTITUTIONAL INVESTOR USE ONLY

Maturity Distribution



Portfolio Details - Sorted by Maturity

#	CUSIP/Sec-ID	Sec Desc 1	Weight	Par Value	Coupon *	Settle Dt	Mat Dt	Nxt Call Dt	Rating ***	YTM **	YTW **	Duration	Call Type	Estimated Bps to Call	Estimated Redem. Date
0	Total Liquid Balances		89.4%	46,769,619											
1	53724CAV9	LITTLE HORN ST BK HARDIN MONT	0.5%	249,000	4.000	5/16/2025	8/17/2026		NR	4.00	4.00	0.38			8/17/2026
2	74824XDQ6	QUEENSBOROUGH NATL BK TR CO	0.5%	249,000	4.000	5/21/2025	8/21/2026		NR	4.00	4.00	0.39			8/21/2026
3	25844MCA4	DORT FINL CR UN GRAND BLANC MI	0.5%	247,000	3.850	9/24/2025	9/24/2026		NR	3.85	3.85	0.47			9/24/2026
4	912833PB0	U S TREASURY BOND	2.1%	1,085,000	0.000	11/19/2024	11/15/2026		AA+	4.20	4.20	0.61			11/15/2026
5	83086XAF7	SKYLA FED CR UN CHARLOTTE NORT	0.5%	249,000	4.100	7/31/2025	1/29/2027		NR	4.10	4.10	0.81			1/29/2027
6	38150VS26	GOLDMAN SACHS BK USA	0.5%	245,000	4.000	3/18/2025	3/18/2027		NR	4.00	4.00	0.94			3/18/2027
7	052392EM5	AUSTIN TELCO FED	0.5%	249,000	4.100	3/21/2025	3/22/2027		NR	4.10	4.10	0.95			3/22/2027
8	219873AP1	CORPORATE AMER FAMILY CR UN EL	0.5%	249,000	3.800	9/29/2025	3/29/2027		NR	3.80	3.80	0.97			3/29/2027
9	05612LEU2	BMW BK NORTH AMER SALT LAKE CI	0.5%	245,000	3.950	5/9/2025	5/10/2027		NR	3.95	3.95	1.06			5/10/2027
10	05584CX84	BNY MELLON N A INSTL CTF DEP P	0.5%	245,000	3.900	5/14/2025	5/14/2027		NR	3.90	3.90	1.08			5/14/2027
11	20825WDY3	CONNEXUS CR JN WAUSAJ W/S	0.5%	249,000	4.100	7/23/2025	7/23/2027		NR	4.10	4.10	1.27			7/23/2027
12	5380365P5	LIVE OAK BKG	0.5%	249,000	3.650	9/23/2025	9/23/2027		NR	3.65	3.65	1.43			9/23/2027
13	293675MQ4	ENTERPRISE BK TR CLAYTON MO	0.5%	249,000	3.600	9/26/2025	9/24/2027		NR	3.60	3.60	1.43			9/24/2027
14	61776NU84	MORGAN STANLEY PRIVATE BK NATL	0.5%	245,000	3.850	2/11/2026	2/11/2028		NR	3.85	3.85	1.78			2/11/2028
15	61778EPC9	MORGAN STANLEY BK N A SALT LAK	0.5%	245,000	3.850	2/11/2026	2/11/2028		NR	3.85	3.85	1.78			2/11/2028
16	3133EWJ24	FFCB	1.4%	750,000	3.875	3/30/2026	3/27/2028		AA+	3.80	3.80	1.90			3/27/2028
17	564759S22	MANUFACTURERS TRADERS TR CO	0.5%	245,000	3.900	3/31/2026	3/31/2028		NR	3.90	3.90	1.91			3/31/2028

TOTAL and AVERAGES	100.0%	52,313,619	1.16 yrs	3.95	3.95	1.12
---------------------------	---------------	-------------------	-----------------	-------------	-------------	-------------

* Semi-Annual interest payment

** Yields calculated using cost price, at settlement date


*** Ratings Shown Are: Lowest Rating in S&P format, NR AGY = Non-Rated U.S. Government Agency

FOR INSTITUTIONAL INVESTOR USE ONLY

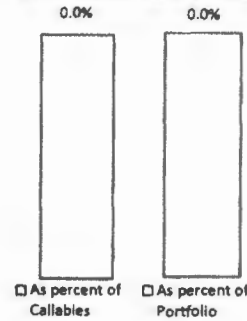
Agency Distribution



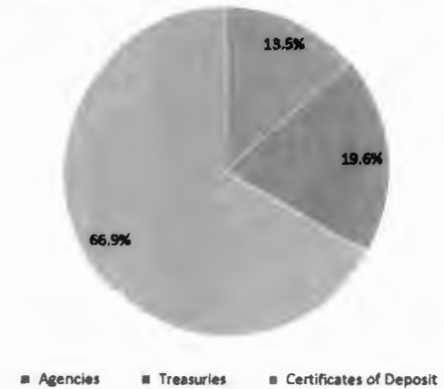
Callable Breakdown



Callables purchased at Discount



Portfolio Composition *



Amortization/Accretion Book Calculations

#	CUSIP/Sec-ID	Sec Desc 1	Cpn	Mat Dt	Par Value	Cost	Purch Px	Book Val	Book Px	Book YTM	Mkt Val	Mkt Px	Mkt YTM	Unrealized Gain/Loss
1	53724CAV9	LITTLE HORN ST BK HARDIN MO	4.00	8/17/2026	249,000	249,000	100.00	249,000	100.00	4.00	249,117	100.05	3.87	117
2	74824XDQ6	QUEENSBOROUGH NATL BK TR	4.00	8/21/2026	249,000	249,000	100.00	249,000	100.00	4.00	249,095	100.04	3.90	95
3	25844MCA4	DORT FINL CR UN GRAND BLAN	3.85	9/24/2026	247,000	247,000	100.00	247,000	100.00	3.85	246,884	99.95	3.95	(116)
4	912833PB0	U S TREASURY BOND	0.00	11/15/2026	1,085,000	998,905	92.07	1,057,142	97.43	4.20	1,059,991	97.70	3.77	2,849
5	83086XAF7	SKYLA FED CR UN CHARLOTTE N	4.10	1/29/2027	249,000	249,000	100.00	249,000	100.00	4.10	249,481	100.19	3.86	481
6	38150VS26	GOLDMAN SACHS BK USA	4.00	3/18/2027	245,000	245,000	100.00	245,000	100.00	4.00	245,176	100.07	3.92	176
7	052392EM5	AUSTIN TELCO FED	4.10	3/22/2027	249,000	249,000	100.00	249,000	100.00	4.10	249,520	100.21	3.88	520
8	219873AP1	CORPORATE AMER FAMILY CR L	3.80	3/29/2027	249,000	249,000	100.00	249,000	100.00	3.80	248,781	99.91	3.89	(219)
9	05612LEU2	BMW BK NORTH AMER SALT LA	3.95	5/10/2027	245,000	245,000	100.00	245,000	100.00	3.95	245,172	100.07	3.88	172
#	05584CX84	BNY MELLON N A INSTL CTF DEF	3.90	5/14/2027	245,000	245,000	100.00	245,000	100.00	3.90	245,012	100.01	3.89	12
#	20825WDY3	CONNEXUS CR UN WAUSAU WI	4.10	7/23/2027	249,000	249,000	100.00	249,000	100.00	4.10	249,655	100.26	3.89	655
#	5380365P5	LIVE OAK BKG	3.65	9/23/2027	249,000	249,000	100.00	249,000	100.00	3.65	248,124	99.65	3.90	(876)
#	29367SMQ4	ENTERPRISE BK TR CLAYTON MC	3.60	9/24/2027	249,000	249,000	100.00	249,000	100.00	3.60	247,967	99.59	3.89	(1,033)
#	61776NU84	MORGAN STANLEY PRIVATE BK	3.85	2/11/2028	245,000	245,000	100.00	245,000	100.00	3.85	244,772	99.91	3.90	(228)
#	61778EPC9	MORGAN STANLEY BK N A SALT	3.85	2/11/2028	245,000	245,000	100.00	245,000	100.00	3.85	244,772	99.91	3.90	(228)
#	3133EWJZ4	FFCB	3.88	3/27/2028	750,000	751,065	100.14	751,063	100.14	3.80	750,720	100.10	3.82	(343)
#	564759SZ2	MANUFACTURERS TRADERS TR	3.90	3/31/2028	245,000	245,000	100.00	245,000	100.00	3.90	245,017	100.01	3.90	17
TOTAL and AVERAGES					5,544,000	5,458,970		5,517,205		3.95	5,519,255		3.86	2,050