



MONTHLY REPORT

MARCH 2026

SUSAN WELLS

COOKE COUNTY TREASURER

AFFIDAVIT

STATE OF TEXAS

COUNTY OF COOKE


The members of the Commissioners' Court of Cooke County, Texas, state as follows:

The requirement of Subsection (C) of the Texas Local Government Code, §114.026 have been met for the term of **March 2026**. The amount of cash and other assets in the custody of the County Treasurer at the time of examination are:

Cash (includes on hand, money market accounts, and short-term investments) **\$ 41,181,052.81**

Other Assets (long term investments) **\$5,519,769.77**


Sworn to and subscribed this 16 day of April 2020.




John Q. Roane, Cooke County Judge



Gary Hollowell, Commissioner, Pct 1



Jason Snuggs, Commissioner, Pct 2




Adam Arendt, Commissioner, Pct 3



Matt Sicking, Commissioner, Pct 4

ATTEST:




Pam Harrison, County Clerk

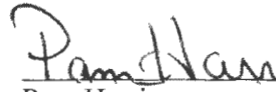


FINANCIAL REPORTS


April 6, 2026


In accordance with Local Government Code 114.026, this affidavit states the current cash and reports in the custody of the county treasurer as of the date of March 31st 2026



John O. Roane,
Cooke County Judge



Pam Harrison,
Cooke County Clerk




Gary Hollowell,
Commissioner Pct. #1


Jason Snuggs,
Commissioner Pct. #2


Adam Arendt,
Commission Pct. #3


Matt Sicking,
Commissioner Pct. #4

PRIOR MONTH ENDING BANK STATEMENT BALANCE	\$15,882,122.77	
CLEARED DEPOSITS	\$3,449,982.40	60
CLEARED ADDITIONS	\$27,359.43	3
CLEARED CHECKS	\$3,937,104.08-	494
CLEARED DEDUCTIONS	\$6,773,617.63-	8
<hr/>		
CURRENT MONTH ENDING BANK STATEMENT BALANCE	\$8,648,742.89	
CURRENT MONTH ENDING BANK STATEMENT BALANCE	\$8,648,742.89	
OUTSTANDING DEPOSITS	\$.00	
OUTSTANDING ADDITIONS	\$.00	
OUTSTANDING CHECKS	\$831,817.09-	762
OUTSTANDING DEDUCTIONS	\$.00	
<hr/>		
RECONCILED BOOK BALANCE	\$7,816,925.80	
ENDING STATEMENT DATE	03/31/2026	CLERK: SW

CC1 PROD

DISTRB

PT J1

AS OF CLOSE OF BUSINESS 03-31-2026

PLEDGEE: COOKE COUNTY J7BM INSTITUTION ID: #J7BM
100 S. DIXON STREET STE113

GAINESVILLE TX 76240 4745

HOLDER : 082900432 - SIMMONS PB AR RESP FRB:H2

ACCOUNT: J7BM - *COOKE COUNTY

CUSIP #

3140LCDE8 MNAR XX.XXX HFBS1900 05-01-31

BVF	PAR BALANCE	BOOK VALUE
1.0000000000	12,575,000.00	12,575,000.00
SUBTOTAL:	12,575,000.00	12,575,000.00
GRAND TOTAL:	12,575,000.00	12,575,000.00

03/25/26 CC1 PROD

DISTRB

PT J1

CYCLE DATE 03-25-2026

PLEDGE: COOKE COUNTY
100 S. DIXON STREET STE113

J7BM INSTITUTION ID: #J7BM

GAINESVILLE		TX 76240 4745				
HOLDER : 082900432 - SIMMONS PB AR			RESP FRB:H2			
ACCOUNT: J7BM - *COOKE COUNTY						
CUSIP #	TRANSACTION ID		PAR AMOUNT	CLOSING PAR BAL	BVF	BOOK VALUE
3140LCDE8	MNAR XX.XXX HFBS1900	05-01-31		12,575,000.00	1.0000000000	12,575,000.00
	0325 QMGBA002 000282		1,000,000.00-			
3140QHPU3	FNMS 02.000 CICA9434	03-01-36		.00	0.4515904300	.00
	0325 QMGBA001 000201		7,300,000.00-			
	0325 QMGBA001 000203		2,500,000.00-			
	0325 QMGBA001 000260		1,600,000.00-			
	0325 QMGBA001 000261		1,290,000.00-			
	0325 QMGBA001 000262		1,000,000.00-			
	0325 QMGBA002 000226		5,775,000.00-			
	0325 QMGBA002 000228		2,700,000.00-			
	0325 QMGBA003 000255		2,500,000.00-			
	0325 QMGBA003 000310		1,500,000.00-			

CC1 PROD

DISTRB

PT J1

AS OF CLOSE OF BUSINESS 02-27-2026

PLEDGEE: COOKE COUNTY J7BM INSTITUTION ID: #J7BM
100 S. DIXON STREET STE113

GAINESVILLE TX 76240 4745

HOLDER : 082900432 - SIMMONS PB AR RESP FRB:H2

ACCOUNT: J7BM - *COOKE COUNTY

CUSIP #		BVF	PAR BALANCE	BOOK VALUE
3140LCDE8	MNAR XX.XXX HFBS1900 05-01-31	1.0000000000	13,575,000.00	13,575,000.00
3140QHPU3	FNMS 02.000 CICA9434 03-01-36	0.4599248300	26,165,000.00	12,033,933.18
	SUBTOTAL:		39,740,000.00	25,608,933.18
	GRAND TOTAL:		39,740,000.00	25,608,933.18

Security Description Security Description	Rate	Maturity Date Issue Date	Original Face Current Face	Market Price Market Value	Haircut Required	CUSIP
Pledge collateral As of 03/25/26						
FNMA MBS MF SOFR ARM 0.537 20310501	3.919000	05/01/2031 05/01/2021	2,200,000.00 2,200,000.00	99.109187 2,180,402.11	110.0000	3140LCDE8
FNMA MBS MF SOFR ARM 0.537 20310501	3.919000	05/01/2031 05/01/2021	900,000.00 900,000.00	99.109187 891,982.68	110.0000	3140LCDE8
FNMA MBS MF SOFR ARM 0.537 20310501	3.919000	05/01/2031 05/01/2021	950,000.00 950,000.00	99.109187 941,537.28	110.0000	3140LCDE8
FNMA MBS MF SOFR ARM 0.537 20310501	3.919000	05/01/2031 05/01/2021	700,000.00 700,000.00	99.109187 693,764.31	110.0000	3140LCDE8
FNMA MBS MF SOFR ARM 0.537 20310501	3.919000	05/01/2031 05/01/2021	6,100,000.00 6,100,000.00	99.109187 6,045,660.41	110.0000	3140LCDE8
FNMA MBS MF SOFR ARM 0.537 20310501	3.919000	05/01/2031 05/01/2021	1,200,000.00 1,200,000.00	99.109187 1,189,310.24	110.0000	3140LCDE8
FNMA MBS MF SOFR ARM 0.537 20310501	3.919000	05/01/2031 05/01/2021	525,000.00 525,000.00	99.109187 520,323.23	110.0000	3140LCDE8
Totals		Original Face/Par Current Face	12,575,000.00 12,575,000.00	12,462,980.26	Market Value	
Deposit Information	Current Balance 03/24/2026		11,305,655.96	Minimum Coll.		12,107,522.24
	Loc Amount		3,000,000.00	Variance		127.71%
	FDIC Insurance		298,817.56			
	Net Deposit		11,006,838.40			



March 24, 2026

Safekeeping Joint Custody
Federal Reserve Bank – Boston
bos.jointcustodyfax@bos.frb.org

Attn: Safekeeping Department

Bank Name: Simmons Bank
Bank Routing Number: 082900432

Please release the following securities pledged to the entity identified below:

Pledgee Name: County of Cooke
Pledgee Account Number: J7BM

<u>CUSIP</u>	<u>PAR Release Amount</u>	<u>CUSIP</u>	<u>PAR Release Amount</u>
3140QHPU3	7,300,000	3140LCDE8	1,000,000
3140QHPU3	5,775,000	3140QHPU3	1,600,000
3140QHPU3	2,700,000	3140QHPU3	1,500,000
3140QHPU3	2,500,000	3140QHPU3	1,290,000
3140QHPU3	2,500,000	3140QHPU3	1,000,000

Please notify Becky Coonts once the securities have been released at becky.coonts@simmonsbank.com or (405)742-1443.

Thank you,

County of Cooke

Susan Wells
Susan Wells, Treasurer

3/24/26
Date



March 24, 2026

Safekeeping Joint Custody
Federal Reserve Bank – Boston
bos.jointcustodyfax@bos.frb.org

Attn: Safekeeping Department

Bank Name: Simmons Bank
Bank Routing Number: 082900432

Please release the following securities pledged to the entity identified below:

Pledgee Name: County of Cooke
Pledgee Account Number: J7BM

<u>CUSIP</u>	<u>PAR Release Amount</u>	<u>CUSIP</u>	<u>PAR Release Amount</u>
3140QHPU3	7,300,000	3140LCDE8	1,000,000
3140QHPU3	5,775,000	3140QHPU3	1,600,000
3140QHPU3	2,700,000	3140QHPU3	1,500,000
3140QHPU3	2,500,000	3140QHPU3	1,290,000
3140QHPU3	2,500,000	3140QHPU3	1,000,000

Please notify Becky Coonts once the securities have been released at becky.coonts@simmonsbank.com or (405)742-1443.

Thank you,

County of Cooke

Susan Wells

Susan Wells, Treasurer

3/24/26

Date

Security Description Security Description	Rate	Maturity Date Issue Date	Original Face Current Face	Market Price Market Value	Haircut Required	CUSIP
Pledge collateral As of 03/24/26						
FNMA MBS MF SOFR ARM 0.537 20310501	3.919000	05/01/2031 05/01/2021	2,200,000.00 2,200,000.00	99.109187 2,180,402.11	110.0000	3140LCDE8
FNMA MBS MF SOFR ARM 0.537 20310501	3.919000	05/01/2031 05/01/2021	900,000.00 900,000.00	99.109187 891,982.68	110.0000	3140LCDE8
FNMA MBS MF SOFR ARM 0.537 20310501	3.919000	05/01/2031 05/01/2021	950,000.00 950,000.00	99.109187 941,537.28	110.0000	3140LCDE8
FNMA MBS MF SOFR ARM 0.537 20310501	3.919000	05/01/2031 05/01/2021	700,000.00 700,000.00	99.109187 693,764.31	110.0000	3140LCDE8
FNMA MBS MF SOFR ARM 0.537 20310501	3.919000	05/01/2031 05/01/2021	6,100,000.00 6,100,000.00	99.109187 6,045,660.41	110.0000	3140LCDE8
FNMA MBS MF SOFR ARM 0.537 20310501	3.919000	05/01/2031 05/01/2021	1,000,000.00 1,000,000.00	99.109187 991,091.87	110.0000	3140LCDE8
FNMA MBS MF SOFR ARM 0.537 20310501	3.919000	05/01/2031 05/01/2021	1,200,000.00 1,200,000.00	99.109187 1,189,310.24	110.0000	3140LCDE8
FNMA MBS MF SOFR ARM 0.537 20310501	3.919000	05/01/2031 05/01/2021	525,000.00 525,000.00	99.109187 520,323.23	110.0000	3140LCDE8
FNMA UMBS INT 15 YEAR 2.000 20360301	2.000000	03/01/2036 03/01/2021	5,775,000.00 2,607,934.73	91.819754 2,394,599.25	110.0000	3140QHPU3
FNMA UMBS INT 15 YEAR 2.000 20360301	2.000000	03/01/2036 03/01/2021	7,300,000.00 3,296,610.14	91.819754 3,026,939.32	110.0000	3140QHPU3
FNMA UMBS INT 15 YEAR 2.000 20360301	2.000000	03/01/2036 03/01/2021	1,600,000.00 722,544.69	91.819754 663,438.76	110.0000	3140QHPU3

Security Description Security Description	Rate	Maturity Date Issue Date	Original Face Current Face	Market Price Market Value	Haircut Required	CUSIP
Pledge collateral As of 03/24/26						
FNMA UMBS INT 15 YEAR 2.000 20360301	2.000000	03/01/2036 03/01/2021	1,000,000.00 451,590.43	91.819754 414,649.22	110.0000	3140QHPU3
FNMA UMBS INT 15 YEAR 2.000 20360301	2.000000	03/01/2036 03/01/2021	2,500,000.00 1,128,976.08	91.819754 1,036,623.06	110.0000	3140QHPU3
FNMA UMBS INT 15 YEAR 2.000 20360301	2.000000	03/01/2036 03/01/2021	2,700,000.00 1,219,294.16	91.819754 1,119,552.90	110.0000	3140QHPU3
FNMA UMBS INT 15 YEAR 2.000 20360301	2.000000	03/01/2036 03/01/2021	1,500,000.00 677,385.65	91.819754 621,973.84	110.0000	3140QHPU3
FNMA UMBS INT 15 YEAR 2.000 20360301	2.000000	03/01/2036 03/01/2021	2,500,000.00 1,128,976.08	91.819754 1,036,623.06	110.0000	3140QHPU3
FNMA UMBS INT 15 YEAR 2.000 20360301	2.000000	03/01/2036 03/01/2021	1,290,000.00 582,551.65	91.819754 534,897.49	110.0000	3140QHPU3

Totals		Original Face/Par Current Face	39,740,000.00 25,390,863.60	24,303,369.03	Market Value	
---------------	--	---	--	----------------------	---------------------	--

Deposit Information	Current Balance 03/23/2026	11,343,288.95	Minimum Coll.	12,148,920.41
	Loc Amount	3,000,000.00	Variance	224.74%
	FDIC Insurance	298,815.85		
	Net Deposit	11,044,473.10		

releasing securities after market value will be 11,045,000 uninsured



COOKE COUNTY
CZN9545

Deposit Balance Collateral Verification

03/02/2026
Page 1

Security Description	Rate	Maturity Date	Original Face	Market Price	Haircut Required	CUSIP
Security Description		Issue Date	Current Face	Market Value		
Pledge collateral As of 03/02/26						
FNMA MBS MF SOFR ARM 0.537 20310501	3.929000	05/01/2031 05/01/2021	2,200,000.00 2,200,000.00	99.099352 2,180,185.74	110.0000	3140LCDE8
FNMA MBS MF SOFR ARM 0.537 20310501	3.929000	05/01/2031 05/01/2021	900,000.00 900,000.00	99.099352 891,894.17	110.0000	3140LCDE8
FNMA MBS MF SOFR ARM 0.537 20310501	3.929000	05/01/2031 05/01/2021	950,000.00 950,000.00	99.099352 941,443.84	110.0000	3140LCDE8
FNMA MBS MF SOFR ARM 0.537 20310501	3.929000	05/01/2031 05/01/2021	700,000.00 700,000.00	99.099352 693,695.46	110.0000	3140LCDE8
FNMA MBS MF SOFR ARM 0.537 20310501	3.929000	05/01/2031 05/01/2021	6,100,000.00 6,100,000.00	99.099352 6,045,060.47	110.0000	3140LCDE8
FNMA MBS MF SOFR ARM 0.537 20310501	3.929000	05/01/2031 05/01/2021	1,000,000.00 1,000,000.00	99.099352 990,993.52	110.0000	3140LCDE8
FNMA MBS MF SOFR ARM 0.537 20310501	3.929000	05/01/2031 05/01/2021	1,200,000.00 1,200,000.00	99.099352 1,189,192.22	110.0000	3140LCDE8
FNMA MBS MF SOFR ARM 0.537 20310501	3.929000	05/01/2031 05/01/2021	525,000.00 525,000.00	99.099352 520,271.60	110.0000	3140LCDE8
FNMA UMBS INT 15 YEAR 2.000 20360301	2.000000	03/01/2036 03/01/2021	5,775,000.00 2,656,065.89	93.594105 2,485,921.10	110.0000	3140QHPU3
FNMA UMBS INT 15 YEAR 2.000 20360301	2.000000	03/01/2036 03/01/2021	7,300,000.00 3,357,451.26	93.594105 3,142,376.46	110.0000	3140QHPU3
FNMA UMBS INT 15 YEAR 2.000 20360301	2.000000	03/01/2036 03/01/2021	1,600,000.00 735,879.73	93.594105 688,740.05	110.0000	3140QHPU3



Deposit Balance Collateral Verification

Security Description Security Description	Rate	Maturity Date Issue Date	Original Face Current Face	Market Price Market Value	Haircut Required	CUSIP
Pledge collateral As of 03/02/26						
FNMA UMBS INT 15 YEAR 2.000 20360301	2.000000	03/01/2036 03/01/2021	1,000,000.00 459,924.83	93.594105 430,462.53	110.0000	3140QHPU3
FNMA UMBS INT 15 YEAR 2.000 20360301	2.000000	03/01/2036 03/01/2021	2,500,000.00 1,149,812.08	93.594105 1,076,156.33	110.0000	3140QHPU3
FNMA UMBS INT 15 YEAR 2.000 20360301	2.000000	03/01/2036 03/01/2021	2,700,000.00 1,241,797.04	93.594105 1,162,248.83	110.0000	3140QHPU3
FNMA UMBS INT 15 YEAR 2.000 20360301	2.000000	03/01/2036 03/01/2021	1,500,000.00 689,887.25	93.594105 645,693.80	110.0000	3140QHPU3
FNMA UMBS INT 15 YEAR 2.000 20360301	2.000000	03/01/2036 03/01/2021	2,500,000.00 1,149,812.08	93.594105 1,076,156.33	110.0000	3140QHPU3
FNMA UMBS INT 15 YEAR 2.000 20360301	2.000000	03/01/2036 03/01/2021	1,290,000.00 593,303.03	93.594105 555,296.66	110.0000	3140QHPU3
Totals		Original Face/Par Current Face	39,740,000.00 25,608,933.18	24,715,789.11	Market Value	
Deposit Information	Current Balance	02/27/2026	18,245,054.39	Minimum Coll.	19,740,903.64	
	Loc Amount		3,000,000.00	Variance	140.40%	
	FDIC Insurance		298,778.35			
	Net Deposit		17,946,276.04			



Simmons Bank Account Status

3/31/2026

Account Name	Status	Current Balance	Collected Balance	Available Balance	
Checking	Active	\$ 29,500.00	\$ 32,883.33	\$ 29,500.00	
Checking 0090	Active	\$ 197,285.53	\$ 148,251.34	\$ 197,285.53	
Checking 0287	Active	\$ 8,648,742.89	\$ 12,402,130.85	\$ 8,648,742.89	
CountyClerk Trust	Active	\$ 379,298.32	\$ 379,149.40	\$ 379,298.32	
CountyClerk Bond	Active	\$ 38,000.00	\$ 42,733.33	\$ 38,000.00	
Checking	Active	\$ 26,940.92	\$ 26,414.60	\$ 26,940.92	
DC Registry Account	Active	\$ 1,307,428.37	\$ 1,226,537.82	\$ 1,307,428.37	
DC Criminal Bond	Active	\$ 151,500.00	\$ 146,166.66	\$ 151,500.00	
		\$ 10,778,696.03		\$ 10,778,696.03	
					INTEREST
SIMMONS CD INVESTMENTS				Maturity Date	RATE
Time Deposit	Redeemed	\$ -			
Time Deposit	Redeemed	\$ -			
Library- Liddell	Active	\$ 7,500.00		1/25/2027	1.00%
Library- Liddell	Active	\$ 7,500.00		1/25/2027	1.00%
Library- Rosenstein Mer	Active	\$ 11,000.00		12/12/2026	3.00%
Library- Rosenstein Mer	Active	\$ 8,000.00		3/24/2027	2.97%
		\$ 34,000.00			
FIRST STATE BANK CD INVESTMENTS				Maturity Date	
CD		\$ 250,000.00		9/19/2026	3.54%
		\$ 11,062,696.03			
		Balance Forward	Interest Earned	Ending Balance	
TexPool TTL		\$ 11,481,571.79	\$ 35,974.50	\$ 11,642,546.29	3.67%
Logic TTL		\$ 12,775,140.96	\$ 41,091.36	\$ 12,816,232.32	3.79%
TexSTAR TTL		\$ 5,861,644.03	\$ 25,500.80	\$ 11,532,144.83	3.65%
US BANK (SAFEKEEPING) - TVI BROKER			\$ -		
	USD Cost	\$ 5,458,970.00			
	Market Value	\$ 5,519,255.00	\$ 67,706.74	\$ 5,519,255.00	3.95%
Total Investments		\$ 35,637,611.78	\$ 170,273.40	\$ 41,510,178.44	3.74%

INVESTMENTS**MARCH 2026****ENDING BALANCE 3-31-26**

ACCT NAME	TEXPOOL	LOGIC	TEXSTAR	TTL
GENERAL	\$ 3,962,679.64	\$ 4,457,835.17	\$ 4,045,991.33	\$ 12,466,506.14
R & B -1	\$ 1,119,129.97	\$ 1,837,965.37	\$ 1,493,715.56	\$ 4,450,810.90
R & B -2	\$ 929,990.21	\$ 1,072,483.87	\$ 970,502.22	\$ 2,972,976.30
R & B -3	\$ 470,200.96	\$ 610,485.95	\$ 777,300.03	\$ 1,857,986.94
R & B -4	\$ 1,185,156.18	\$ 1,712,989.77	\$ 1,497,995.33	\$ 4,396,141.28
FM & L	\$ 328,570.03	\$ 323,114.65	\$ 356,244.21	\$ 1,007,928.89
ADULT PROBATION	\$ 149,714.47	\$ 218,693.13	\$ 124,644.91	\$ 493,052.51
PERM IMP	\$ 2,261,922.96	\$ 1,672,889.81	\$ 1,511,953.27	\$ 5,446,766.04
LAW LIBRARY	\$ 138,647.13	\$ 100,039.08	\$ 21,939.14	\$ 260,625.35
CC LIBRARY	\$ 42,786.35	\$ 60,662.45	\$ 31,493.37	\$ 134,942.17
COURTHOUSE SECURITY	\$ 29,796.24	\$ 94,700.69	\$ 100,296.81	\$ 224,793.74
RECORDS MANAGEMENT	\$ 199,229.32	\$ 24,849.11	\$ -	\$ 224,078.43
ARCHIVE FEES	\$ 91,629.36	\$ 91,053.53	\$ 103,973.05	\$ 286,655.94
DIST ATTY FORFEITURE	\$ 45,155.52	\$ 78,502.67	\$ -	\$ 123,658.19
SHERIFF FOREITURE	\$ 86,023.93	\$ 53,610.05	\$ -	\$ 139,633.98
JAIL COMMISSARY	\$ 99,637.08	\$ 82,113.33	\$ 85,931.25	\$ 267,681.66
2012 GO REFUNDING	\$ 18,441.01	\$ 51,979.78	\$ 18,659.80	\$ 89,080.59
HOTEL TAX FUND	\$ 262,703.83	\$ 181,371.83	\$ 291,087.02	\$ 735,162.68
AMERICAN RESCUE GRANT	\$ -	\$ 376.80	\$ 100,417.53	\$ 100,794.33
STATE FUNDS	\$ 1,604.90	\$ -	\$ -	\$ 1,604.90
JP'S TECH FUND	\$ 33,018.90	\$ -	\$ -	\$ 33,018.90
COURT REPORTER FEES	\$ 41,252.68	\$ -	\$ -	\$ 41,252.68
LAW ENFORCEMENT ED	\$ 12,570.65	\$ -	\$ -	\$ 12,570.65
JP-CH SECURITY	\$ 36,468.85	\$ -	\$ -	\$ 36,468.85
DIST CLERK RECORDS MGMT	\$ 76,167.55	\$ -	\$ -	\$ 76,167.55
DIST CLERK ARCHIVE	\$ 20,048.57	\$ -	\$ -	\$ 20,048.57
RECORDS PRESERVATION	\$ -	\$ 80,458.05	\$ -	\$ 80,458.05
LAW ENFORCE ED	\$ -	\$ 10,057.23	\$ -	\$ 10,057.23
Total Pool Balances	\$ 11,642,546.29	\$ 12,816,232.32	\$ 11,532,144.83	\$ 35,990,923.44

**INVESTMENTS
LOGIC
MARCH 2026**

ACCT NAME	BALANCE FORWARD	DEPOSITS	WITH- DRAWALS	CURRENT INTEREST	ENDING BALANCE	AVERAGE BALANCE
GENERAL	\$ 4,443,542.39	\$ -	\$ -	\$ 14,292.78	\$ 4,457,835.17	\$ 4,443,542.39
R & B -1	\$ 1,832,072.49	\$ -	\$ -	\$ 5,892.88	\$ 1,837,965.37	\$ 1,832,072.49
R & B -2	\$ 1,069,045.29	\$ -	\$ -	\$ 3,438.58	\$ 1,072,483.87	\$ 1,069,045.29
R & B -3	\$ 608,528.60	\$ -	\$ -	\$ 1,957.35	\$ 610,485.95	\$ 608,528.60
R & B -4	\$ 1,707,497.60	\$ -	\$ -	\$ 5,492.17	\$ 1,712,989.77	\$ 1,707,497.60
FM & L	\$ 322,078.64	\$ -	\$ -	\$ 1,036.01	\$ 323,114.65	\$ 322,078.64
ADULT PROBATION	\$ 217,991.98	\$ -	\$ -	\$ 701.15	\$ 218,693.13	\$ 217,991.98
PERM IMP	\$ 1,667,526.18	\$ -	\$ -	\$ 5,363.63	\$ 1,672,889.81	\$ 1,667,526.18
LAW LIBRARY	\$ 99,718.35	\$ -	\$ -	\$ 320.73	\$ 100,039.08	\$ 99,718.35
CC LIBRARY	\$ 60,467.95	\$ -	\$ -	\$ 194.50	\$ 60,662.45	\$ 60,467.95
COURTHOUSE SECURITY	\$ 94,397.06	\$ -	\$ -	\$ 303.63	\$ 94,700.69	\$ 94,397.06
RECORDS MANAGEMENT	\$ 24,769.46	\$ -	\$ -	\$ 79.65	\$ 24,849.11	\$ 24,769.46
ARCHIVE FEES	\$ 90,761.59	\$ -	\$ -	\$ 291.94	\$ 91,053.53	\$ 90,761.59
DIST ATTY FORFEITURE	\$ 78,250.98	\$ -	\$ -	\$ 251.69	\$ 78,502.67	\$ 78,250.98
SHERIFF FOREITURE	\$ 53,438.16	\$ -	\$ -	\$ 171.89	\$ 53,610.05	\$ 53,438.16
JAIL COMMISSARY	\$ 81,850.08	\$ -	\$ -	\$ 263.25	\$ 82,113.33	\$ 81,850.08
2012 GO REFUNDING	\$ 51,813.14	\$ -	\$ -	\$ 166.64	\$ 51,979.78	\$ 51,813.14
HOTEL TAX FUND	\$ 180,790.35	\$ -	\$ -	\$ 581.48	\$ 181,371.83	\$ 180,790.35
AMERICAN RESCUE GRANT	\$ 375.56	\$ -	\$ -	\$ 1.24	\$ 376.80	\$ 376.80
RECORDS PRESERVATION	\$ 80,200.11	\$ -	\$ -	\$ 257.94	\$ 80,458.05	\$ 80,200.11
LAW ENFORCE ED	\$ 10,025.00	\$ -	\$ -	\$ 32.23	\$ 10,057.23	\$ 10,025.00
TOTAL: TREAS FUND	\$ 12,775,140.96	\$ -	\$ -	\$ 41,091.36	\$ 12,816,232.32	\$ 12,775,142.20
2026 FISCAL OCT-SEPT YEAR - TO - DATE INTEREST	BAL FORWARD	CURRENT INT.	BALANCE			
	\$ 134,496.98	\$ 41,091.36	\$ 175,588.34			
Avg Yeild for MAR 2026	3.79%	MKT VALU/SHARE	1.00			

INVESTMENTS

TEXSTAR

MARCH 2026

ACCT NAME	BALANCE FORWARD	DEPOSITS	WITH-DRAWALS	CURRENT INTEREST	ENDING BALANCE	AVERAGE BALANCE
GENERAL	\$ 639,596.26	\$ 3,400,000.00	\$ -	\$ 6,395.07	\$ 4,045,991.33	\$ 2,065,402.71
R & B -1	\$ 1,199,619.47	\$ 290,000.00	\$ -	\$ 4,096.09	\$ 1,493,715.56	\$ 1,321,232.37
R & B -2	\$ 543,266.18	\$ 425,000.00	\$ -	\$ 2,236.04	\$ 970,502.22	\$ 721,491.99
R & B -3	\$ 245,849.97	\$ 530,000.00		\$ 1,450.06	\$ 777,300.03	\$ 468,108.03
R & B -4	\$ 1,089,092.72	\$ 405,000.00		\$ 3,902.61	\$ 1,497,995.33	\$ 1,258,931.43
FM & L	\$ 355,142.96	\$ -	\$ -	\$ 1,101.25	\$ 356,244.21	\$ 355,142.96
ADULT PROBATION	\$ 124,259.61	\$ -	\$ -	\$ 385.30	\$ 124,644.91	\$ 124,259.61
PERM IMP	\$ 1,237,764.83	\$ 270,000.00	\$ -	\$ 4,188.44	\$ 1,511,953.27	\$ 1,350,990.64
LAW LIBRARY	\$ 21,871.32	\$ -	\$ -	\$ 67.82	\$ 21,939.14	\$ 21,871.32
CC LIBRARY	\$ 31,396.02	\$ -	\$ -	\$ 97.35	\$ 31,493.37	\$ 31,396.02
COURTHOUSE SECURITY	\$ 99,986.77	\$ -	\$ -	\$ 310.04	\$ 100,296.81	\$ 99,986.77
ARCHIVE FEES	\$ 78,696.58	\$ 25,000.00	\$ -	\$ 276.47	\$ 103,973.05	\$ 89,180.45
JAIL COMMISSARY	\$ 85,665.62	\$ -	\$ -	\$ 265.63	\$ 85,931.25	\$ 85,665.62
2012 GO REFUNDING	\$ 18,602.12	\$ -	\$ -	\$ 57.68	\$ 18,659.80	\$ 18,602.12
HOTEL TAX FUND	\$ 90,546.74	\$ 200,000.00	\$ -	\$ 540.28	\$ 291,087.02	\$ 174,417.71
AMERICAN RESCUE GRANT	\$ 286.86	\$ 100,000.00	\$ -	\$ 130.67	\$ 100,417.53	\$ 42,222.34
TOTAL: TREAS FUND	\$ 5,861,644.03	\$ 5,645,000.00	\$ -	\$ 25,500.80	\$ 11,532,144.83	\$ 8,228,902.09
2026 FISCAL OCT-SEPT YEAR - TO - DATE INTEREST	BAL FORWARD	CURRENT INT.	BALANCE			
	\$ 111,030.95	\$ 25,500.80	\$ 136,531.75			
Avg Yeild for MAR 2026	3.65%	MKT VALU/SHARE	1.00			

**INVESTMENTS
TEXPOOL
MARCH 2026**

ACCT NAME	BALANCE FORWARD	DEPOSITS	WITH- DRAWALS	CURRENT INTEREST	ENDING BALANCE	AVERAGE BALANCE
PERM IMP	\$ 2,254,889.91	\$ -	\$ -	\$ 7,033.05	\$ 2,261,922.96	\$2,255,116.78
R & B -1	\$ 1,115,650.23	\$ -	\$ -	\$ 3,479.74	\$ 1,119,129.97	\$1,115,762.48
R & B -2	\$ 927,098.56	\$ -	\$ -	\$ 2,891.65	\$ 929,990.21	\$927,191.84
R & B -3	\$ 468,738.96	\$ -	\$ -	\$ 1,462.00	\$ 470,200.96	\$468,786.12
R & B -4	\$ 1,181,471.16	\$ -	\$ -	\$ 3,685.02	\$ 1,185,156.18	\$1,181,590.03
FM & L	\$ 327,548.37	\$ -	\$ -	\$ 1,021.66	\$ 328,570.03	\$327,581.33
GENERAL	\$ 3,950,358.38	\$ -	\$ -	\$ 12,321.26	\$ 3,962,679.64	\$3,950,755.84
STATE FUNDS	\$ 1,599.94	\$ -	\$ -	\$ 4.96	\$ 1,604.90	\$1,600.10
RECORDS MANAGEMENT	\$ 158,682.13	\$ 40,000.00	\$ -	\$ 547.19	\$ 199,229.32	\$176,764.30
CC LIBRARY	\$ 42,653.31	\$ -	\$ -	\$ 133.04	\$ 42,786.35	\$42,657.60
ADULT PROBATION	\$ 149,248.97	\$ -	\$ -	\$ 465.50	\$ 149,714.47	\$149,263.99
COURTHOUSE SECURITY	\$ 29,703.59	\$ -	\$ -	\$ 92.65	\$ 29,796.24	\$29,706.58
ARCHIVE FEES	\$ 91,344.47	\$ -	\$ -	\$ 284.89	\$ 91,629.36	\$91,353.66
LAW LIBRARY	\$ 138,216.03	\$ -	\$ -	\$ 431.10	\$ 138,647.13	\$138,229.94
JP'S TECH FUND	\$ 32,916.24	\$ -	\$ -	\$ 102.66	\$ 33,018.90	\$32,919.55
COURT REPORTER FEES	\$ 26,151.54	\$ 15,000.00	\$ -	\$ 101.14	\$ 41,252.68	\$32,929.00
LAW ENFORCEMENT ED	\$ 12,531.54	\$ -	\$ -	\$ 39.11	\$ 12,570.65	\$12,532.80
JP-CH SECURITY	\$ 36,355.47	\$ -	\$ -	\$ 113.38	\$ 36,468.85	\$36,359.13
DIST CLERK RECORDS MGMT	\$ 45,984.95	\$ 30,000.00	\$ -	\$ 182.60	\$ 76,167.55	\$59,539.23
DIST CLERK ARCHIVE	\$ 5,013.33	\$ 15,000.00	\$ -	\$ 35.24	\$ 20,048.57	\$11,788.66
DIST ATTY FORFEITURE	\$ 45,015.14	\$ -	\$ -	\$ 140.38	\$ 45,155.52	\$45,019.67
SHERIFF FOREITURE	\$ 60,801.63	\$ 25,000.00	\$ -	\$ 222.30	\$ 86,023.93	\$72,099.12
JAIL COMMISSARY	\$ 99,327.27	\$ -	\$ -	\$ 309.81	\$ 99,637.08	\$99,337.26
2012 GO REFUNDING	\$ 18,383.69	\$ -	\$ -	\$ 57.32	\$ 18,441.01	\$18,385.54
HOTEL TAX FUND	\$ 261,886.98	\$ -	\$ -	\$ 816.85	\$ 262,703.83	\$261,913.33
AMERICAN RESCUE GRANT					\$ -	
TOTAL: TREAS FUND	\$ 11,481,571.79	\$ 125,000.00	\$ -	\$ 35,974.50	\$ 11,642,546.29	\$ 11,539,183.88
2026 FISCAL OCT-SEPT YEAR - TO - DATE INTEREST	BAL FORWARD	CURRENT INT.	BALANCE			
	\$ 109,303.20	\$ 35,974.50	\$ 145,277.70			
Avg Yelid for MAR 2026	3.67%	MKT VALU/SHARE	1.00			

TVI Platinum Reporting Prepared for:



Cooke County

As of March 31, 2026

Recipient Info:

Provider Info:

Time Value Investments, Inc.
9725 3rd Ave NE, Suite 610
Seattle, WA 98115

Disclaimer:

Information contained within investment reports provided by Time Value Investments, Inc (TVI) are believed to be reliable but may not have been independently verified. TVI does not guaranty, represent or warrant, or accept any responsibility or liability as to, the accuracy, completeness or appropriateness of the information contained in these reports. Information contained herein may not be current due to, among other things, changes in the financial markets or economic environment. Opinions reflected in these reports are subject to change without notice. Forecasts represent estimates.

Investing carries risk of losses. Information provided by Time Value Investments does not constitute, and should not be used as a substitute for, tax, legal or investment advice. Clients retain responsibility for their internal accounting policies, implementing and enforcing internal controls and generating ledger entries or otherwise recording transactions. Market prices on TVI reports are typically derived from the client's custodian's reports. Client is encouraged to confirm that market values on this report match those on custodian's report. Although TVI believes the prices to be reliable, the values of the securities do not always represent the prices at which the securities could have been bought or sold.

Callable securities are subject to redemption prior to maturity and may be redeemed in whole or in part before maturity by the issuer, which could affect the yield represented. Certain call dates may not appear on the report if the call date has passed and if the security is continuously callable. Information provided for credit ratings is based upon a good faith inquiry of selected sources, but its accuracy and completeness are not guaranteed. All opinions expressed in this report constitute the judgments as of the dates indicated and are subject to change without notice.

This report is for informative purposes only and is not intended as an offer or solicitation with respect to the purchase or sale of any product. Investment in securities involves risks, including the possible loss of the amount invested. None of the securities in this portfolio are in any way guaranteed from loss.

All information is believed to be from reliable sources. However, Cetera Advisor Networks makes no representation as to its completeness or accuracy. Please keep your original, official statement(s) in a safe, secure location.

Data is provided by US Bank (add any other sources) and is not guaranteed or provided by Cetera.

Cetera Advisor Networks and Cetera Investment Advisers exclusively provide investment products and services through its representatives. Although Cetera does not provide tax or legal advice, or supervise tax, accounting or legal services, Cetera representatives may offer these services through their independent outside business. This information is not intended as tax or legal advice.

FOR INSTITUTIONAL INVESTOR USE ONLY

9725 3rd Ave NE, Suite 610

Seattle, WA 98115

(877) 707-7787

<http://www.timevalueinv.com/>

FOR INSTITUTIONAL INVESTOR USE ONLY

Portfolio Summary

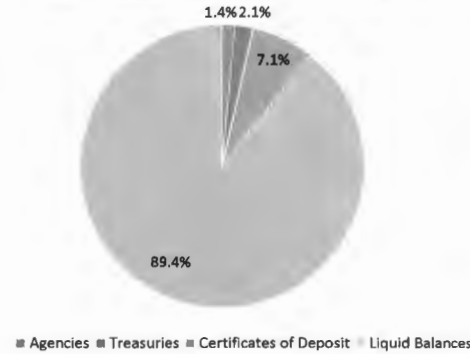
Wgtd Avg YTM *	3.95%
Wgtd Avg YTM with Liq. Bal.*	3.48%
Wgtd Avg YTW **	3.95%
Wgtd Avg Mat (no call)	1.16 yrs
Wgtd Avg Mat with Liq. Bal.	0.12 yrs

Market Value 3/31/2026 5,519,255

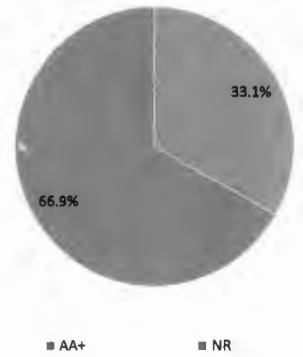
Par Value	5,544,000
Liquid Balances	46,769,619
Total Par with Liquid Bal.	52,313,619
Current MV with Liquid Bal.	52,288,874

Portfolio Composition (incl. Liquid Balances)

Sector	Par Value	YTM *	Weight
Agencies	750,000	3.80%	1.4%
Treasuries	1,085,000	4.20%	2.1%
Certificates of Deposit	3,709,000	3.91%	7.1%
Municipal Bonds			
Corporate Bonds			
Mortgages			
Commercial Paper			
Supra Nationals			
Total	5,544,000	3.95%	10.6%
Account Name	Balance	Rate	Weight
Texpool	11,642,546	3.67%	22.3%
LOGIC	12,816,232	3.79%	24.5%
Texstar	11,532,145	3.65%	22.0%
Simmons Bank	10,778,696	2.50%	20.6%
Total Liquid Balances	46,769,619	3.43%	89.4%



Portfolio Ratings (Worst*)**

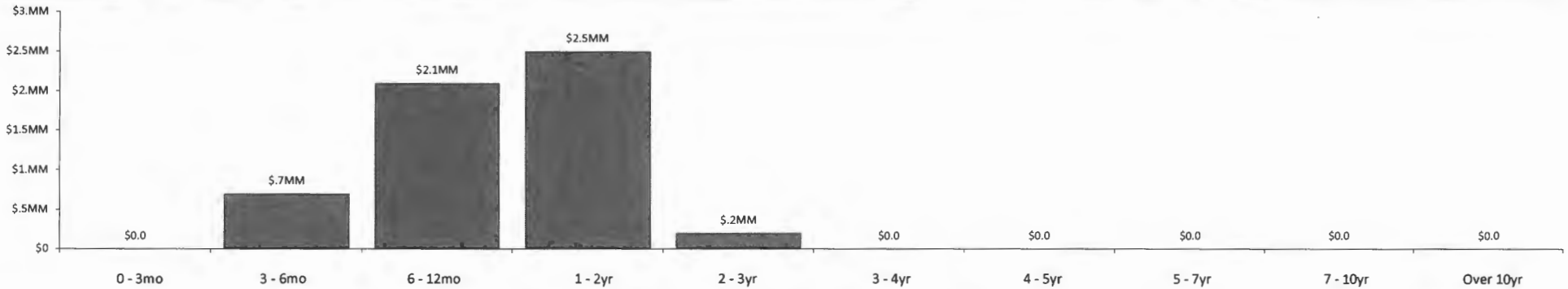


*** All ratings are shown in S&P format. Ratings Do Not Include Liquid Balances.

* Purchase Yield to Maturity

** Purchase Yield to Worst

Maturity Distribution



Performance versus Benchmark as of 3/31/2026

	1Yr Average	As of 3/31/2026	1Mo Ago	3Mos Ago	6Mos Ago	9Mos Ago	As of 12/31/2025	1Yr Ago	3Yrs Ago	5Yrs Ago
Yield to Maturity:										
Portfolio	n/a	3.95%	4.01%	4.06%	5.00%	n/a	4.06%	n/a	n/a	n/a
2-Year Treasury	3.67%	3.84%	3.38%	3.47%	3.60%	3.72%	3.47%	3.89%	4.06%	0.16%
Fed Funds	4.19%	3.75%	3.75%	3.75%	4.25%	4.50%	3.75%	4.50%	5.00%	0.25%

Excluded Securities

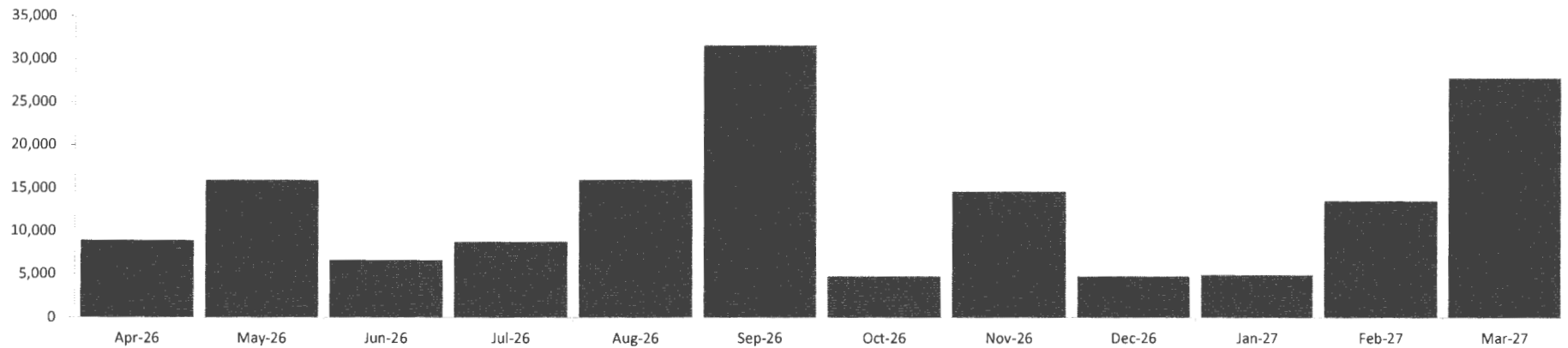
Bonds that are not found will not be shown
Cusip Reason

FOR INSTITUTIONAL INVESTOR USE ONLY

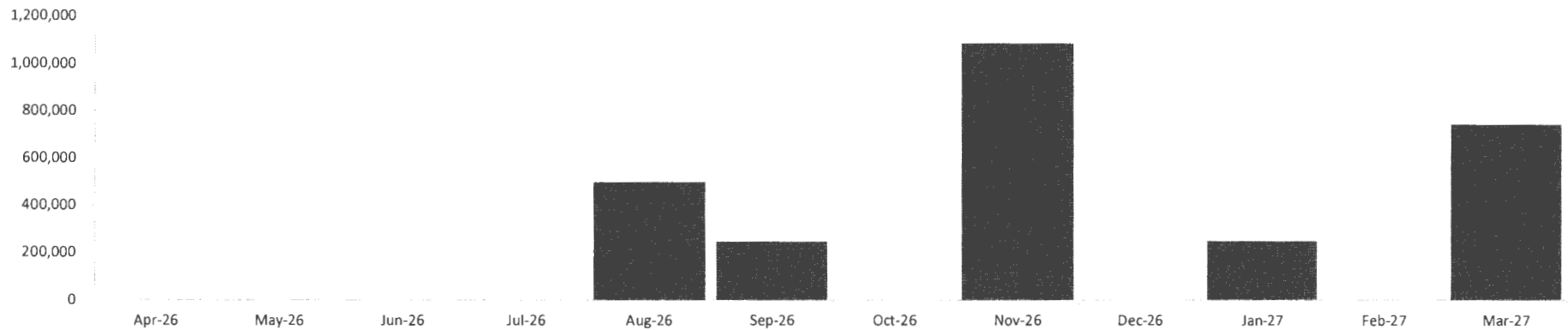
Cash-Flows - from 04/2026 to 03/2027 - Assuming None Called

Type	Par	Apr-26	May-26	Jun-26	Jul-26	Aug-26	Sep-26	Oct-26	Nov-26	Dec-26	Jan-27	Feb-27	Mar-27
Callable	0	0	0	0	0	0	0	0	0	0	0	0	0
Non-Callable	5,544,000	8,975	15,954	6,630	8,788	513,984	278,597	4,779	1,099,634	4,779	253,938	13,555	770,832
TOTAL	5,544,000	8,975	15,954	6,630	8,788	513,984	278,597	4,779	1,099,634	4,779	253,938	13,555	770,832

Interest Payments



Principal Payments



FOR INSTITUTIONAL INVESTOR USE ONLY

Extended Cash-Flows

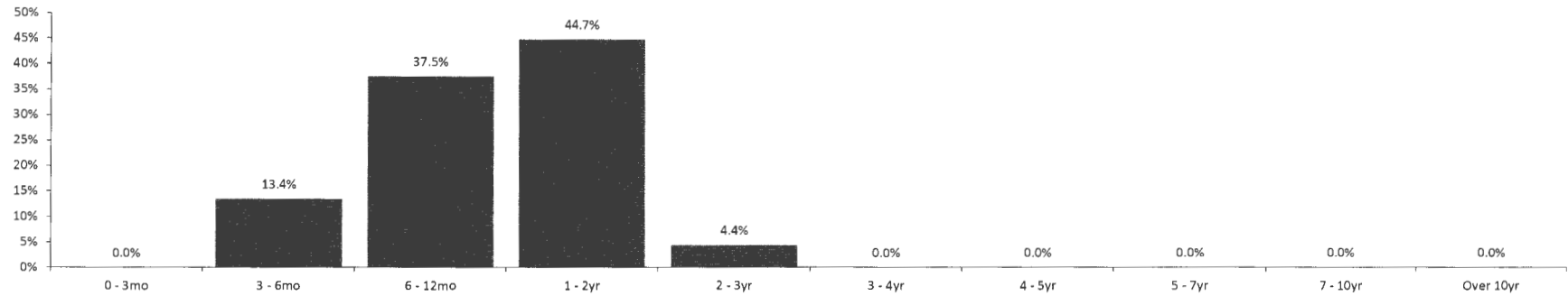
#	Cusip	Par Value	Apr-26	May-26	Jun-26	Jul-26	Aug-26	Sep-26	Oct-26	Nov-26	Dec-26	Jan-27	Feb-27	Mar-27	Year 1 Total
1	53724CAV9	249,000	846	819	846	819	249,846	0	0	0	0	0	0	0	253,176
2	74824XDQ6	249,000	846	819	846	819	249,846	0	0	0	0	0	0	0	253,176
3	25844MCA4	247,000	2,345	0	0	2,371	0	249,397	0	0	0	0	0	0	254,113
4	912833PB0	1,085,000	0	0	0	0	0	0	0	1,085,000	0	0	0	0	1,085,000
5	83086XAF7	249,000	867	839	867	839	867	867	839	867	839	249,867	0	0	257,558
6	38150V526	245,000	0	0	0	0	0	4,940	0	0	0	0	0	249,860	254,800
7	052392EM5	249,000	867	839	867	839	867	867	839	867	839	867	867	249,783	259,208
8	219873AP1	249,000	804	778	804	778	804	804	778	804	778	804	778	249,752	258,466
9	05612LEU2	245,000	0	4,799	0	0	0	0	0	4,879	0	0	0	0	9,678
10	05584CX84	245,000	0	4,738	0	0	0	0	0	4,817	0	0	0	0	9,555
11	20825WDY3	249,000	867	839	867	839	867	867	839	867	839	867	867	783	10,208
12	5380365P5	249,000	772	747	772	747	772	772	747	772	747	772	772	697	9,089
13	29367SMQ4	249,000	761	737	761	737	761	761	737	761	737	761	761	688	8,963
14	61776NU84	245,000	0	0	0	0	4,677	0	0	0	0	0	4,755	0	9,432
15	61778EPC9	245,000	0	0	0	0	4,677	0	0	0	0	0	4,755	0	9,432
16	3133FWJZ4	750,000	0	0	0	0	0	14,531	0	0	0	0	0	14,531	29,062
17	564759SZ2	245,000	0	0	0	0	0	4,791	0	0	0	0	0	4,738	9,529
TOTAL		5,544,000	8,975	15,954	6,630	8,788	513,984	278,597	4,779	1,099,634	4,779	253,938	13,555	770,832	2,980,445

* Callable - currently not likely to be called
 ** Callable - currently not likely to be called

See Cash-Flows graph above "Recognizing Likelihood of Call" for current projected cash-flows

FOR INSTITUTIONAL INVESTOR USE ONLY

Maturity Distribution



Portfolio Details - Sorted by Maturity

#	CUSIP/Sec-ID	Sec Desc 1	Weight	Par Value	Coupon *	Settle Dt	Mat Dt	Nxt Call Dt	Rating ***	YTM **	YTW **	Duration	Call Type	Estimated Bps to Call	Estimated Redem. Date
0	Total Liquid Balances		89.4%	46,769,619											
1	53724CAV9	LITTLE HORN ST BK HARDIN MONT	0.5%	249,000	4.000	5/16/2025	8/17/2026		NR	4.00	4.00	0.38			8/17/2026
2	74824XDQ6	QUEENSBOROUGH NATL BK TR CO	0.5%	249,000	4.000	5/21/2025	8/21/2026		NR	4.00	4.00	0.39			8/21/2026
3	25844MCA4	DORT FINL CR UN GRAND BLANC MI	0.5%	247,000	3.850	9/24/2025	9/24/2026		NR	3.85	3.85	0.47			9/24/2026
4	912833PB0	U S TREASURY BOND	2.1%	1,085,000	0.000	11/19/2024	11/15/2026		AA+	4.20	4.20	0.61			11/15/2026
5	83086XAF7	SKYLA FED CR UN CHARLOTTE NORT	0.5%	249,000	4.100	7/31/2025	1/29/2027		NR	4.10	4.10	0.81			1/29/2027
6	38150VS26	GOLDMAN SACHS BK USA	0.5%	245,000	4.000	3/18/2025	3/18/2027		NR	4.00	4.00	0.94			3/18/2027
7	052392EM5	AUSTIN TELCO FED	0.5%	249,000	4.100	3/21/2025	3/22/2027		NR	4.10	4.10	0.95			3/22/2027
8	219873AP1	CORPORATE AMER FAMILY CR UN EL	0.5%	249,000	3.800	9/29/2025	3/29/2027		NR	3.80	3.80	0.97			3/29/2027
9	05612LEU2	BMW BK NORTH AMER SALT LAKE CI	0.5%	245,000	3.950	5/9/2025	5/10/2027		NR	3.95	3.95	1.06			5/10/2027
10	05584CX84	BNY MELLON N A INSTL CTF DEP P	0.5%	245,000	3.900	5/14/2025	5/14/2027		NR	3.90	3.90	1.08			5/14/2027
11	20825WDY3	CONNEXUS CR UN WAUSAU WIS	0.5%	249,000	4.100	7/23/2025	7/23/2027		NR	4.10	4.10	1.27			7/23/2027
12	5380365P5	LIVE OAK BKG	0.5%	249,000	3.650	9/23/2025	9/23/2027		NR	3.65	3.65	1.43			9/23/2027
13	293675MQ4	ENTERPRISE BK TR CLAYTON MO	0.5%	249,000	3.600	9/26/2025	9/24/2027		NR	3.60	3.60	1.43			9/24/2027
14	61776NU84	MORGAN STANLEY PRIVATE BK NATL	0.5%	245,000	3.850	2/11/2026	2/11/2028		NR	3.85	3.85	1.78			2/11/2028
15	61778EPC9	MORGAN STANLEY BK N A SALT LAK	0.5%	245,000	3.850	2/11/2026	2/11/2028		NR	3.85	3.85	1.78			2/11/2028
16	3133EWJ24	FFCB	1.4%	750,000	3.875	3/30/2026	3/27/2028		AA+	3.80	3.80	1.90			3/27/2028
17	564759S22	MANUFACTURERS TRADERS TR CO	0.5%	245,000	3.900	3/31/2026	3/31/2028		NR	3.90	3.90	1.91			3/31/2028
TOTAL and AVERAGES			100.0%	52,313,619			1.16 yrs			3.95	3.95	1.12			

* Semi-Annual interest payment

** Yields calculated using cost price, at settlement date


*** Ratings Shown Are: Lowest Rating in S&P format, NR AGY = Non-Rated U.S. Government Agency

FOR INSTITUTIONAL INVESTOR USE ONLY

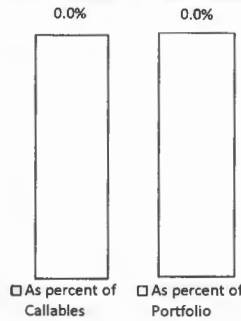
Agency Distribution



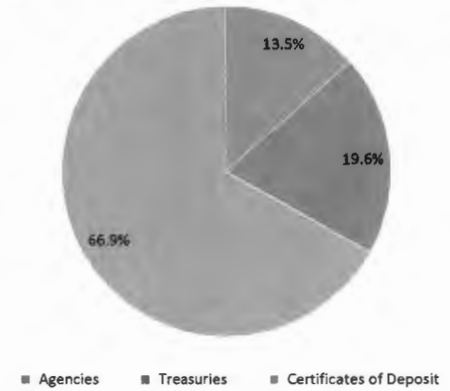
Callable Breakdown



Callables purchased at Discount



Portfolio Composition *



Amortization/Accretion Book Calculations

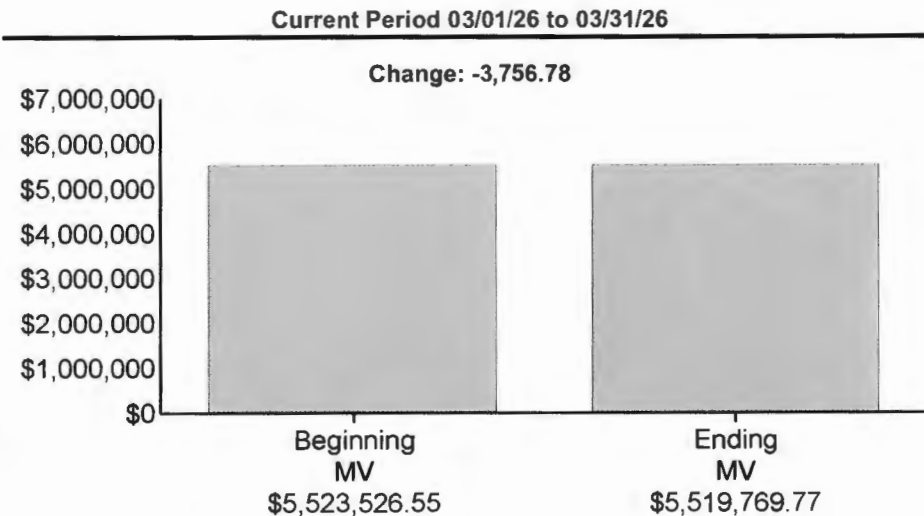
#	CUSIP/Sec-ID	Sec Desc 1	Cpn	Mat Dt	Par Value	Cost	Purch Px	Book Val	Book Px	Book YTM	Mkt Val	Mkt Px	Mkt YTM	Unrealized Gain/Loss
1	53724CAV9	LITTLE HORN ST BK HARDIN MO	4.00	8/17/2026	249,000	249,000	100.00	249,000	100.00	4.00	249,117	100.05	3.87	117
2	74824XDQ6	QUEENSBOROUGH NATL BK TR	4.00	8/21/2026	249,000	249,000	100.00	249,000	100.00	4.00	249,095	100.04	3.90	95
3	25844MCA4	DORT FINL CR UN GRAND BLAN	3.85	9/24/2026	247,000	247,000	100.00	247,000	100.00	3.85	246,884	99.95	3.95	(116)
4	912833PB0	U S TREASURY BOND	0.00	11/15/2026	1,085,000	998,905	92.07	1,057,142	97.43	4.20	1,059,991	97.70	3.77	2,849
5	83086XAF7	SKYLA FED CR UN CHARLOTTE N	4.10	1/29/2027	249,000	249,000	100.00	249,000	100.00	4.10	249,481	100.19	3.86	481
6	38150V526	GOLDMAN SACHS BK USA	4.00	3/18/2027	245,000	245,000	100.00	245,000	100.00	4.00	245,176	100.07	3.92	176
7	052392EM5	AUSTIN TELCO FED	4.10	3/22/2027	249,000	249,000	100.00	249,000	100.00	4.10	249,520	100.21	3.88	520
8	219873AP1	CORPORATE AMER FAMILY CR L	3.80	3/29/2027	249,000	249,000	100.00	249,000	100.00	3.80	248,781	99.91	3.89	(219)
9	05612LEU2	BMW BK NORTH AMER SALT LA	3.95	5/10/2027	245,000	245,000	100.00	245,000	100.00	3.95	245,172	100.07	3.88	172
#	05584CX84	BNY MELLON N A INSTL CTF DEF	3.90	5/14/2027	245,000	245,000	100.00	245,000	100.00	3.90	245,012	100.01	3.89	12
#	20825WDY3	CONNEXUS CR UN WAUSAU WI	4.10	7/23/2027	249,000	249,000	100.00	249,000	100.00	4.10	249,655	100.26	3.89	655
#	5380365P5	LIVE OAK BKG	3.65	9/23/2027	249,000	249,000	100.00	249,000	100.00	3.65	248,124	99.65	3.90	(876)
#	293675MQ4	ENTERPRISE BK TR CLAYTON MC	3.60	9/24/2027	249,000	249,000	100.00	249,000	100.00	3.60	247,967	99.59	3.89	(1,033)
#	61776NU84	MORGAN STANLEY PRIVATE BK	3.85	2/11/2028	245,000	245,000	100.00	245,000	100.00	3.85	244,772	99.91	3.90	(228)
#	61778EPC9	MORGAN STANLEY BK N A SALT	3.85	2/11/2028	245,000	245,000	100.00	245,000	100.00	3.85	244,772	99.91	3.90	(228)
#	3133EWJZ4	FFCB	3.88	3/27/2028	750,000	751,065	100.14	751,063	100.14	3.80	750,720	100.10	3.82	(343)
#	564759SZ2	MANUFACTURERS TRADERS TR	3.90	3/31/2028	245,000	245,000	100.00	245,000	100.00	3.90	245,017	100.01	3.90	17
TOTAL and AVERAGES					5,544,000	5,458,970		5,517,205		3.95	5,519,255		3.86	2,050



COOKE COUNTY
ACCOUNT NUMBER: ██████████

MARKET VALUE SUMMARY

	Current Period 03/01/26 to 03/31/26	Year-to-Date 01/01/26 to 03/31/26
Beginning Market Value	\$5,523,526.55	\$5,526,666.23
Taxable Interest	15,559.45	32,285.84
Taxable Dividends	227.98	272.77
Cash Receipts	996,307.19	1,486,307.19
Cash Disbursements	-1,015,559.45	-1,530,285.84
Long Term Gains/Losses	51,467.00	51,467.00
Change in Investment Value	-51,758.95	-46,943.42
Ending Market Value	\$5,519,769.77	\$5,519,769.77





COOKE COUNTY
ACCOUNT NUMBER: [REDACTED]

Page 3 of 16
March 1, 2026 to March 31, 2026

ASSET SUMMARY

Assets	Current Period Market Value	% of Total	Estimated Annual Income
Cash & Equivalents	514.96	0.00	17.14
Taxable Bonds	5,519,254.81	100.00	174,086.11
Total Market Value	\$5,519,769.77	100.00	\$174,103.25

Fixed Income Summary



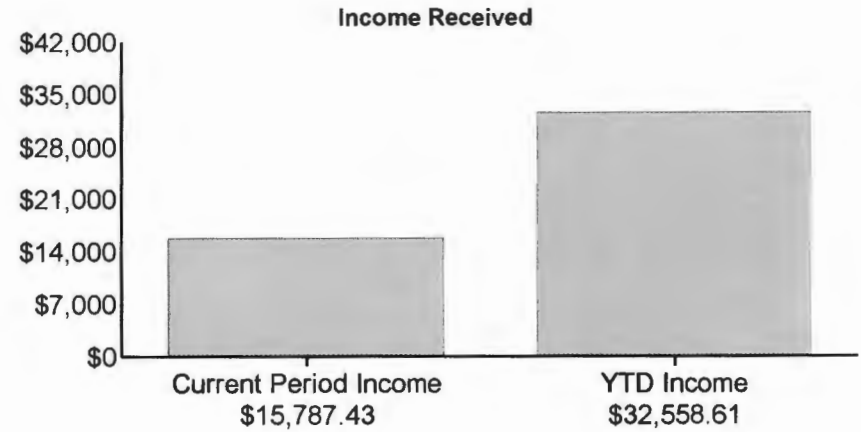


COOKE COUNTY
ACCOUNT NUMBER: [REDACTED]

Page 4 of 16
March 1, 2026 to March 31, 2026

INCOME SUMMARY

	Income Received Current Period	Income Received YTD
Taxable Interest	15,559.45	32,285.84
Taxable Dividends	227.98	272.77
Total Current Period Income	\$15,787.43	\$32,558.61





COOKE COUNTY
ACCOUNT NUMBER [REDACTED]

ASSET DETAIL

Security Description	Shares/Face Amt	Price	Market Value	Tax Cost	Unrealized Gain/Loss	Percent of Total Portfolio	Estimated Annual Income	Estimated Current Yield
Cash & Equivalents								
Cash/Money Market								
L Plus Platinum Class Z - USBLPPZ **	514.960	1.0000	514.96	514.96	0.00	0.0	17.14	3.33
Total Cash/Money Market			\$514.96	\$514.96	\$0.00	0.0	\$17.14	
Total Cash & Equivalents			\$514.96	\$514.96	\$0.00	0.0	\$17.14	
Taxable Bonds								
US Government Issues								
U S Treasury Bond - 912833PB0 Generic Int Pmt 11/15/2026	1,085,000.000	97.6950	1,059,990.75	998,905.25	61,085.50	19.2	0.11	0.00
Federal Farm Credit Bks - 3133EWJZ4 3.875 03/27/2028	750,000.000	100.0960	750,720.00	751,065.00	-345.00	13.6	29,062.50	3.87
Total US Government Issues			\$1,810,710.75	\$1,749,970.25	\$60,740.50	32.8	\$29,062.61	
Corporate Issues								
Little Horn ST Bk Hardin Mont - 53724CAV9 C D 4.000 08/17/2026	249,000.000	100.0470	249,117.03	249,000.00	117.03	4.5	9,960.00	4.00



COOKE COUNTY
ACCOUNT NUMBER: [REDACTED]

Page 6 of 16
March 1, 2026 to March 31, 2026

ASSET DETAIL (continued)

Security Description	Shares/Face Amt	Price	Market Value	Tax Cost	Unrealized Gain/Loss	Percent of Total Portfolio	Estimated Annual Income	Estimated Current Yield
Queensborough Natl Bk Tr Co - 74824XDQ6 C D 4.000 08/21/2026	249,000.000	100.0380	249,094.62	249,000.00	94.62	4.5	9,960.00	4.00
Dort Finl Cr Un Grand Blanc Mi - 25844MCA4 C D 3.850 09/24/2026	247,000.000	99.9530	246,883.91	247,000.00	-116.09	4.5	9,509.50	3.85
Skyla Fed Cr Un Charlotte Nort - 83086XAF7 C D 4.100 01/29/2027	249,000.000	100.1930	249,480.57	249,000.00	480.57	4.5	10,209.00	4.09
Goldman Sachs Bk USA - 38150VS26 C D 4.000 03/18/2027	245,000.000	100.0720	245,176.40	245,000.00	176.40	4.4	9,800.00	4.00
Austin Telco Fed - 052392EM5 C D 4.100 03/22/2027	249,000.000	100.2090	249,520.41	249,000.00	520.41	4.5	10,209.00	4.09
Corporate Amer Family Cr Un EI - 219873AP1 C D 3.800 03/29/2027	249,000.000	99.9120	248,780.88	249,000.00	-219.12	4.5	9,462.00	3.80
Bmw Bk North Amer Salt Lake Ci - 05612LEU2 C D 3.950 05/10/2027	245,000.000	100.0700	245,171.50	245,000.00	171.50	4.4	9,677.50	3.95
Bny Mellon N A Instl Ctf Dep P - 05584CX84 C D 3.900 05/14/2027	245,000.000	100.0050	245,012.25	245,000.00	12.25	4.4	9,555.00	3.90



COOKE COUNTY
ACCOUNT NUMBER: ██████████

Page 7 of 16
March 1, 2026 to March 31, 2026

ASSET DETAIL (continued)

Security Description	Shares/Face Amt	Price	Market Value	Tax Cost	Unrealized Gain/Loss	Percent of Total Portfolio	Estimated Annual Income	Estimated Current Yield
Connexus Cr Un Wausau Wis - 20825WDY3 C D 4.100 07/23/2027	249,000.000	100.2630	249,654.87	249,000.00	654.87	4.5	10,209.00	4.09
Live Oak Bkg - 5380365P5 C D 3.650 09/23/2027	249,000.000	99.6480	248,123.52	249,000.00	-876.48	4.5	9,088.50	3.66
Enterprise Bk Tr Clayton Mo - 29367SMQ4 C D 3.600 09/24/2027	249,000.000	99.5850	247,966.65	249,000.00	-1,033.35	4.5	8,964.00	3.61
Morgan Stanley Private Bk Natl Assn - 61776NU84 C D 3.850 02/11/2028	245,000.000	99.9070	244,772.15	245,000.00	-227.85	4.4	9,432.50	3.85
Morgan Stanley Bk N A Salt Lake City - 61778EPC9 C D 3.850 02/11/2028	245,000.000	99.9070	244,772.15	245,000.00	-227.85	4.4	9,432.50	3.85
Manufacturers Traders Tr Co - 564759S22 C D 3.900 03/31/2028	245,000.000	100.0070	245,017.15	245,000.00	17.15	4.4	9,555.00	3.90
Total Corporate Issues			\$3,708,544.06	\$3,709,000.00	-\$455.94	67.2	\$145,023.50	
Total Taxable Bonds			\$5,519,254.81	\$5,458,970.25	\$60,284.56	100.0	\$174,086.11	
Total Assets			\$5,519,769.77	\$5,459,485.21	\$60,284.56	100.0	\$174,103.25	

Estimated Current Yield

3.15



COOKE COUNTY

ACCOUNT NUMBER: [REDACTED]

Page 8 of 16

March 1, 2026 to March 31, 2026

ASSET DETAIL MESSAGES

Time of trade execution and trading party (if not disclosed) will be provided upon request.

Publicly traded assets are valued in accordance with market quotations or valuation methodologies from financial industry services believed by us to be reliable. Assets that are not publicly traded may be reflected at values from other external sources. Assets for which a current value is not available may be reflected at a previous value or as not valued, at par value, or at a nominal value. Values shown do not necessarily reflect prices at which assets could be bought or sold. Values are updated based on internal policy and may be updated less frequently than statement generation.

You can exclude a participating bank from holding your deposits in the Liquidity Plus program by directing U.S. Bank to remove the bank from the Bank List. See usbank.com/LiquidityPlus to obtain the current Bank List and Opt-Out Form.

****Your U.S. Bank Liquidity Plus Program as of 03/31/2026 was allocated as follows:**

Total Balance \$514.96

Bank Name	Balance	Excluded Bank Name
US Bank	\$67.82	None
Webster Bank	\$67.82	
Bell Bank	\$6.28	
Stryv Bank	\$2.01	
Washington Federal Bank	\$67.82	
CornerStone Bank	\$.09	
Prime Alliance Bank	\$16.10	
Vista Bank	\$.01	
Wheaton Bank and Trust, N.A.	\$287.01	



COOKE COUNTY

ACCOUNT NUMBER: [REDACTED]

Page 9 of 16

March 1, 2026 to March 31, 2026

TRANSACTION DETAIL

Date Posted	Activity	Description	Income Cash	Principal Cash	Tax Cost
Beginning Balance 03/01/2026			\$0.00	\$0.00	\$5,411,483.04
03/02/26	Asset Income	Interest Earned On Corporate Amer C D 3.800% 3/29/27 0.003123 USD/\$1 Pv On 249,000 Par Value Due 2/28/26	777.70		
03/02/26	Asset Income	Interest Earned On Austin Telco C D 4.100% 3/22/27 0.003145 USD/\$1 Pv On 249,000 Par Value Due 3/1/26	783.16		
03/02/26	Asset Income	Interest Earned On Live Oak C D 3.650% 9/23/27 0.0028 USD/\$1 Pv On 249,000 Par Value Due 3/1/26	697.20		
03/02/26	Asset Income	Interest Earned On Skyla Fed Cr C D 4.100% 1/29/27 0.003145 USD/\$1 Pv On 249,000 Par Value Due 3/1/26	783.16		
03/02/26	Cash Disbursement	Cash Disbursement Paid To Simmons Bank Xxxx0287 ACH Transfer To Checking	-3,041.22		
03/16/26	Asset Income	Interest Earned On Little Horn ST C D 4.000% 8/17/26 0.003068 USD/\$1 Pv On 249,000 Par Value Due 3/16/26	764.05		
03/16/26	Cash Disbursement	Cash Disbursement Paid To Simmons Bank Xxxx0287 ACH Transfer To Checking	-764.05		
03/18/26	Asset Income	Interest Earned On Goldman Sachs Bk C D 4.000% 3/18/27 0.019836 USD/\$1 Pv On 245,000 Par Value Due 3/18/26	4,859.73		
03/18/26	Cash Disbursement	Cash Disbursement Paid To Simmons Bank Xxxx0287 ACH Transfer To Checking	-4,859.73		
03/23/26	Asset Income	Interest Earned On Queensborough C D 4.000% 8/21/26 0.003068 USD/\$1 Pv On 249,000 Par Value Due 3/21/26	764.05		
03/23/26	Asset Income	Interest Earned On Connexus Cr Un C D 4.100% 7/23/27 0.003145 USD/\$1 Pv On 249,000 Par Value Due 3/23/26	783.16		



COOKE COUNTY

ACCOUNT NUMBER: [REDACTED]

Page 10 of 16

March 1, 2026 to March 31, 2026

TRANSACTION DETAIL (continued)

Date Posted	Activity	Description	Income Cash	Principal Cash	Tax Cost
03/23/26	Cash Disbursement	Cash Disbursement Paid To Simmons Bank Xxxx0287 ACH Transfer To Checking	-1,547.21		
03/26/26	Asset Income	Interest Earned On Enterprise Bk C D 3.600% 9/24/27 0.002762 USD/\$1 Pv On 249,000 Par Value Due 3/26/26	687.65		
03/26/26	Cash Disbursement	Cash Disbursement Paid To Simmons Bank Xxxx0287 ACH Transfer To Checking	-687.65		
03/27/26	Cash Receipt	Cash Receipt Incoming Wires Cooke County Simmons Bank Pine Bluff Ar		751,307.19	
03/27/26	Sale	Matured 1,000,000 Par Value Of F A M C M T N 0.830% 3/27/26 Trade Date 3/27/26 1,000,000 Par Value At 100 %		1,000,000.00	-948,533.00
03/27/26	Asset Income	Interest Earned On F A M C M T N 0.830% 3/27/26 0.00415 USD/\$1 Pv On 1,000,000 Par Value Due 3/27/26	4,150.00		
03/27/26	Cash Disbursement	Cash Disbursement Paid To Simmons Bank Xxxx0287 ACH Transfer To Checking		-1,000,000.00	
03/27/26	Cash Disbursement	Cash Disbursement Paid To Simmons Bank Xxxx0287 ACH Transfer To Checking	-4,150.00		
03/27/26	Purchase	Purchased 751,307.19 Shares Of L Plus Platinum Class Z Trade Date 3/27/26 Purchased Through Direct From Issuer 751,307.19 Shares At 1.00 USD		-751,307.19	751,307.19
03/30/26	Cash Receipt	Cash Receipt Incoming Wires Cooke County Simmons Bank Pine Bluff Ar		245,000.00	



COOKE COUNTY
ACCOUNT NUMBER [REDACTED]

Page 11 of 16
March 1, 2026 to March 31, 2026

TRANSACTION DETAIL (continued)

Date Posted	Activity	Description	Income Cash	Principal Cash	Tax Cost
03/30/26	Purchase	Purchased 750,000 Par Value Of F F C B Deb 3.875% 3/27/28 Trade Date 3/24/26 Purchased Through Pershing LLC 750,000 Par Value At 100.142 %		-751,065.00	751,065.00
03/30/26	Purchase Accrued Interest	Paid Accrued Interest On Purchase Of F F C B Deb 3.875% 3/27/28 Income Debit 242.19- USD	-242.19		
03/30/26	Asset Income	Interest Earned On Corporate Amer C D 3.800% 3/29/27 0.003019 USD/\$1 Pv On 249,000 Par Value Due 3/29/26	751.78		
03/30/26	Cash Disbursement	Cash Disbursement Paid To Simmons Bank Xxxx0287 ACH Transfer To Checking	-509.59		
03/30/26	Sale	Sold 506,065 Shares Of L Plus Platinum Class Z Trade Date 3/30/26 Sold Through Direct From Issuer 506,065 Shares At 1.00 USD		506,065.00	-506,065.00
03/31/26	Purchase	Purchased 245,000 Par Value Of Manufacturers C D 3.900% 3/31/28 Trade Date 3/24/26 Purchased Through Concourse Financial Group 245,000 Par Value At 100 %		-245,000.00	245,000.00
03/31/26	Asset Income	Dividend Earned On L Plus Platinum Class Z	227.98		
03/31/26	Cash Disbursement	Cash Disbursement Transfer To Principal	-227.98		
03/31/26	Cash Receipt	Cash Receipt Transfer From Income		227.98	
03/31/26	Purchase	Purchased 227.98 Shares Of L Plus Platinum Class Z Trade Date 3/31/26 Reinvestment Of Income Received 3/31/26		-227.98	227.98



COOKE COUNTY

ACCOUNT NUMBER: [REDACTED]

Page 12 of 16

March 1, 2026 to March 31, 2026

TRANSACTION DETAIL (continued)

Date Posted	Activity	Description	Income Cash	Principal Cash	Tax Cost
03/31/26	Sale	Sold 245,000 Shares Of L Plus Platinum Class Z Trade Date 3/31/26 Sold Through Direct From Issuer 245,000 Shares At 1.00 USD		245,000.00	-245,000.00
Ending Balance 03/31/2026			\$0.00	\$0.00	\$5,459,485.21



COOKE COUNTY

ACCOUNT NUMBER: [REDACTED]

Page 13 of 16

March 1, 2026 to March 31, 2026

SALE/MATURITY SUMMARY

Settlement Date	Description	Tax Cost	Proceeds	Estimated Gain/Loss
Cash and Equivalents				
L Plus Platinum Class Z USBLPPZ				
03/30/26	Sold 506,065 Shares Trade Date 3/30/26 Sold Through Direct From Issuer 506,065 Shares At 1.00 USD	-506,065.00	506,065.00	
03/31/26	Sold 245,000 Shares Trade Date 3/31/26 Sold Through Direct From Issuer 245,000 Shares At 1.00 USD	-245,000.00	245,000.00	
Total L Plus Platinum Class Z		-\$751,065.00	\$751,065.00	\$0.00
Total Cash and Equivalents		-\$751,065.00	\$751,065.00	\$0.00
Taxable Bonds				
Federal Agri Mtg Corp M T N 0.830 03/27/2026 31422XDX7				
03/27/26	Matured 1,000,000 Par Value Trade Date 3/27/26 1,000,000 Par Value At 100 %	-948,533.00	1,000,000.00	51,467.00
Total Taxable Bonds		-\$948,533.00	\$1,000,000.00	\$51,467.00
Total Sales & Maturities		-\$1,699,598.00	\$1,751,065.00	\$51,467.00



COOKE COUNTY
ACCOUNT NUMBER: 001051018908

Page 14 of 16
March 1, 2026 to March 31, 2026

SALE/MATURITY SUMMARY MESSAGES

Estimated Year-To-Date Long-Term Gain (Loss): \$51,467.00

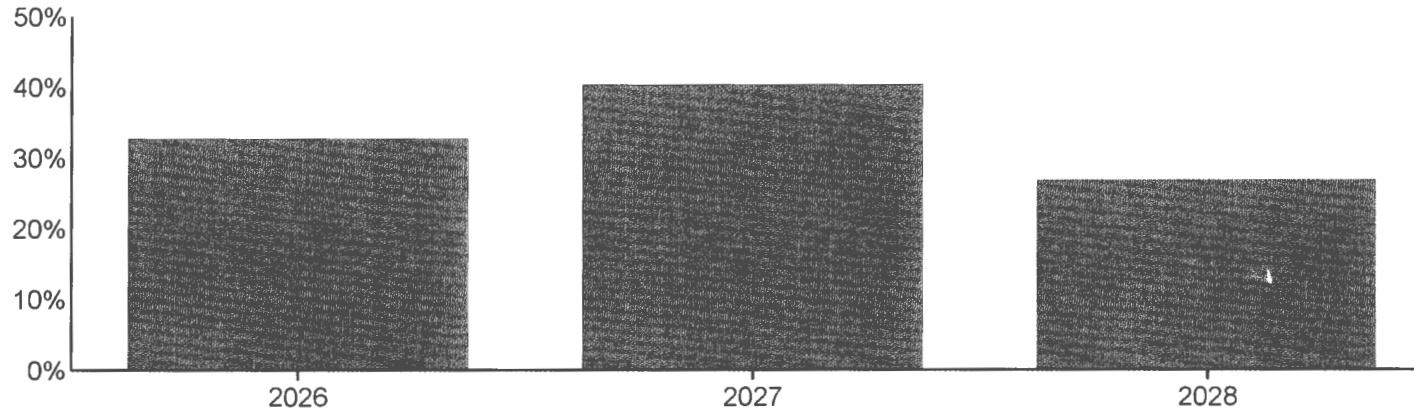
Estimates should not be used for tax purposes



COOKE COUNTY
ACCOUNT NUMBER: [REDACTED]

Page 15 of 16
March 1, 2026 to March 31, 2026

BOND SUMMARY



	Par Value	Market Value	Percentage of Category
MATURITY			
2026	1,830,000.00	1,805,086.31	32.71
2027	2,229,000.00	2,228,887.05	40.38
2028	1,485,000.00	1,485,281.45	26.91
Total of Category	\$5,544,000.00	\$5,519,254.81	100.00

	Par Value	Market Value	Percentage of Category
MOODY'S RATING			
Aa1	750,000.00	750,720.00	13.60
N/A	1,334,000.00	1,309,511.16	23.73
NOT RATED	3,460,000.00	3,459,023.65	62.67
Total of Category	\$5,544,000.00	\$5,519,254.81	100.00

	Par Value	Market Value	Percentage of Category
S&P RATING			
AA+	750,000.00	750,720.00	13.60



COOKE COUNTY

ACCOUNT NUMBER: [REDACTED]

Page 16 of 16

March 1, 2026 to March 31, 2026

BOND SUMMARY (continued)

	Par Value	Market Value	Percentage of Category
N/A	1,334,000.00	1,309,511.16	23.73
NOT RATED	3,460,000.00	3,459,023.65	62.67
Total of Category	\$5,544,000.00	\$5,519,254.81	100.00

BOND SUMMARY MESSAGES

Data contained within this section excluded Mutual Funds, Exchange Traded Funds, and Closed-Ended Funds.

FUND NAME	CHECKING ACCOUNT	CHECKING AMOUNT	TDOA ACCOUNT	TDOA AMOUNT	FUND TOTAL
2026 001 GENERAL	TREAS FUND	3,923,418.22	TEXPOOL LOGIC TEXSTAR T-BILLS CERT DEPOS	3,950,358.38 4,443,542.39 4,039,596.26 1,947,438.25 4,710,307.19	23,014,660.69
2026 011 ROAD & BRIDGE 1	TREAS FUND	338,815.98	TEXPOOL LOGIC TEXSTAR	1,115,650.23 1,832,072.49 1,489,619.47	4,776,158.17
2026 012 ROAD & BRIDGE 2	TREAS FUND	269,820.63	TEXPOOL LOGIC TEXSTAR	927,098.56 1,069,045.29 968,266.18	3,234,230.66
2026 013 ROAD & BRIDGE 3	TREAS FUND	320,631.63	TEXPOOL LOGIC TEXSTAR	468,738.96 608,528.60 775,849.97	2,173,749.16
2026 014 ROAD & BRIDGE 4	TREAS FUND	353,921.47	TEXPOOL LOGIC TEXSTAR	1,181,471.16 1,707,497.60 1,494,092.72	4,736,982.95
2026 019 FM & LATERAL	TREAS FUND	35,913.87	TEXPOOL LOGIC TEXSTAR	327,548.37 322,078.64 355,142.96	1,040,683.84
2026 020 TJPC	TREAS FUND	54,763.55	TEXPOOL LOGIC TEXSTAR		54,763.55
2026 022 JUVENILE PROBATION	TREAS FUND	90,615.42	TEXPOOL		90,615.42
2026 023 JUVENILE PROB. IV-E	TREAS FUND	233.55	TEXPOOL LOGIC TEXSTAR		233.55
2026 024 JUVENILE DELINQUENCY PREVTNT	TREAS FUND	77,477.88	TEXPOOL LOGIC TEXSTAR		77,477.88
2026 028 ADULT PROBATION	TREAS FUND	104,777.11	TEXPOOL LOGIC TEXSTAR	149,248.97 217,991.98 124,259.61	596,277.67
2026 029 COMMUNITY CORRECTIONS	TREAS FUND	17,985.02	TEXPOOL LOGIC		17,985.02
2026 031 CONTRACT ELECTIONS	TREAS FUND	41,650.46	TEXPOOL LOGIC		41,650.46
2026 032 DISTRICT CLERK PRESERVATION	TREAS FUND	9,515.70-	TEXPOOL LOGIC TEXSTAR		9,515.70-
2026 033 COUNTY/DISTRICT TECHNOLOGY	FTREAS FUND	14,267.40	TEXPOOL LOGIC		

FUND NAME	CHECKING ACCOUNT	CHECKING AMOUNT	TDOA ACCOUNT	TDOA AMOUNT	FUND TOTAL
			TEXSTAR		14,267.40
2026 034 COURT REPORTER	TREAS FUND	19,360.21	TEXPOOL LOGIC TEXSTAR	41,151.54	60,511.75
2026 035 PERMANENT IMPROVEMENT	TREAS FUND	128,194.95	TEXPOOL LOGIC TEXSTAR STONE	2,254,889.91 1,667,526.18 1,507,764.83	5,558,375.87
2026 037 LAW ENFORCEMENT ED	TREAS FUND	24,257.05	TEXPOOL LOGIC TEXSTAR	12,531.54 10,025.00	46,813.59
2026 038 JP TECH	TREAS FUND	15,372.50	TEXPOOL LOGIC TEXSTAR	32,916.24	48,288.74
2026 040 LAW LIBRARY	TREAS FUND	44,669.34	TEXPOOL LOGIC TEXSTAR	137,916.77 99,718.35 21,871.32	304,175.78
2026 041 CC LIBRARY FUND	TREAS FUND	37,888.44	TEXPOOL LOGIC TEXSTAR	42,952.57 60,467.95 31,396.02	172,704.98
2026 042 CC HISTORICAL COMM.	TREAS FUND	2,888.95			2,888.95
2026 043 JP COURTHOUSE SECURITY	TREAS FUND	43,257.34	TEXPOOL LOGIC TEXSTAR	36,355.47	79,612.81
2026 044 COURTHOUSE SECURITY	TREAS FUND	52,700.46	TEXPOOL LOGIC TEXSTAR	29,703.59 94,397.06 99,986.77	276,787.88
2026 046 CHAPTER 19	TREAS FUND		TEXPOOL		
2026 047 CC RECORDS MANAGEMENT	TREAS FUND	45,291.85	TEXPOOL		45,291.85
2026 048 COUNTY RECORDS MANAGEMENT	TREAS FUND	2,671.03	TEXPOOL LOGIC TEXSTAR	24,769.46	27,440.49
2026 049 CC RECORDS PRESERVATION	TREAS FUND	50,951.86	TEXPOOL LOGIC TEXSTAR	198,682.13 80,200.11	329,834.10
2026 050 DIST CLERK RECORDS MANAGEMENT	TREAS FUND	32,489.92	TEXPOOL LOGIC TEXSTAR	75,984.95	108,474.87
2026 051 DISTRICT CLERK ARCHIVE	TREAS FUND	17,903.23	TEXPOOL LOGIC TEXSTAR	20,013.33	37,916.56

FUND NAME	CHECKING ACCOUNT	CHECKING AMOUNT	TDOA ACCOUNT	TDOA AMOUNT	FUND TOTAL
2026 052 COUNTY CLERK ARCHIVE FEE	TREAS FUND	17,295.93	TEXPOOL LOGIC TEXSTAR	91,344.47 90,761.59 103,696.58	303,098.57
2026 053 CA CHECK COLLECTING	TREAS FUND	3,577.75	TEXPOOL LOGIC TEXSTAR		3,577.75
2026 054 DA CHECK COLLECTING	TREAS FUND	1,285.92	TEXPOOL		1,285.92
2026 056 DISTRICT ATTY FORFEITURE	TREAS FUND	12,264.95	TEXPOOL LOGIC TEXSTAR	45,015.14 78,250.98	135,531.07
2026 057 D A SEIZURE FUND	TREAS FUND	91,134.67	TEXPOOL		91,134.67
2026 058 SHERIFF FORFEITURE	TREAS FUND	17,598.58	TEXPOOL LOGIC TEXSTAR	85,801.63 53,438.16	156,838.37
2026 059 JAIL COMMISSARY	TREAS FUND	61,136.99	TEXPOOL LOGIC TEXSTAR	99,327.27 81,850.08 85,665.62	327,979.96
2026 061 2004 GO REFUNDING DEBT SERVITREAS FUND	TREAS FUND	13,772.80	TEXPOOL LOGIC TEXSTAR	18,383.69 51,813.14 18,602.12	102,571.75
2026 088 STATE FEES	TREAS FUND	131,065.71	TEXPOOL LOGIC TEXSTAR	1,599.94	132,665.65
2026 090 OFFICER'S TRUST	TREAS FUND		TEXPOOL		
2026 091 LIBRARY TRUST - LIDDELL	TREAS FUND	2,261.96	CERT DEPOS	15,000.00	17,261.96
2026 092 LIBRARY TRUST - ROSENSTEIN	TREAS FUND	1,577.36	CERT DEPOS	19,000.00	20,577.36
2026 093 TAX ASSESSOR COLLECTOR ACCOU					
2026 094 COUNTY CLERK ACCOUNTS					
2026 095 DISTRICT CLERK ACCOUNTS					
2026 096 SHERIFF'S OFFICE ACCOUNTS					
2026 097 COUNTY ATTORNEY ACCOUNT					
2026 098 PAYROLL CLEARING	PAYROLL	1,294,567.18			1,294,567.18
2026 099 DISTRICT ATTORNEY RESTITUTIO					
2026 100 CHILD ABUSE PREVENTION FUND	TREAS FUND	1,055.84	TEXPOOL		1,055.84
2026 101 PRETRIAL DIVERSION	TREAS FUND	100,881.82	TEXPOOL LOGIC		100,881.82

FUND NAME	CHECKING ACCOUNT	CHECKING AMOUNT	TDOA ACCOUNT	TDOA AMOUNT	FUND TOTAL
2026 102 HOTEL OCCUPANCY TAX FUND	TREAS FUND	165,134.56	TEXPOOL LOGIC TEXSTAR	261,886.98 180,790.35 290,546.74	898,358.63
2026 104 AMERICAN RESCUE PROG GRANT	TREAS FUND	54,733.87	TEXPOOL LOGIC TEXSTAR	375.56 100,286.86	155,396.29
2026 105 JUNIOR EMS PROGRAM	TREAS FUND	573.16			573.16
2026 106 PAUPERS CEMETERY	TREAS FUND	7,127.27			7,127.27
2026 107 OPIOID SETTLEMENT FUNDS	TREAS FUND	144,648.73	TEXPOOL LOGIC TEXSTAR		144,648.73
2026 108 SB 22 GRANT	TREAS FUND	408,571.60	TEXPOOL LOGIC TEXSTAR		408,571.60
		-----		-----	-----
TOTAL		8,682,940.27		42,580,102.22	51,263,042.49

CHECK ACCOUNT	CHECK
ACCOUNT BALANCE - TREAS FUND	7,388,373.09
ACCOUNT BALANCE - PAYROLL	1,294,567.18
	<hr/>
TOTAL	8,682,940.27

TDOA ACCOUNT	TDOA
ACCOUNT BALANCE - TEXPOOL	11,606,571.79
ACCOUNT BALANCE - LOGIC	12,775,140.96
ACCOUNT BALANCE - TEXSTAR	11,506,644.03
ACCOUNT BALANCE - T-BILLS	1,947,438.25
ACCOUNT BALANCE - CERT DEPOS	4,744,307.19
	<hr/>
TOTAL	42,580,102.22

ACCOUNT NAME	BEGINNING CASH BALANCE	CASH RECEIPTS	CASH DISBURSEMENTS	ENDING CASH BALANCE
2026 001 GENERAL				
CASH - GENERAL FUND	11,265,362.93	1,243,862.38	8,585,807.09-	3,923,418.22
CASH ON HAND	14,121.51	.00	.00	14,121.51
CASH INVESTED - TEXPOOL	3,950,358.38	.00	.00	3,950,358.38
CASH INVESTED - LOGIC	4,443,542.39	.00	.00	4,443,542.39
CASH INVESTED - TEXSTAR	639,596.26	3,400,000.00	.00	4,039,596.26
CASH INVESTED - STONE CASTLE	.00	.00	.00	.00
T-BILLS - INVESTMENTS	1,947,438.25	.00	.00	1,947,438.25
CASH INVESTMENT-CD	3,714,000.00	1,747,372.19	751,065.00-	4,710,307.19
FUND TOTALS	<u>25,974,419.72</u>	<u>6,391,234.57</u>	<u>9,336,872.09-</u>	<u>23,028,782.20</u>
2026 011 ROAD & BRIDGE 1				
CASH - ROAD & BRIDGE # 1	1,449,268.37	86,970.72	1,197,423.11-	338,815.98
CASH INVESTED - TEXPOOL	1,115,650.23	.00	.00	1,115,650.23
CASH INVESTED - LOGIC	1,832,072.49	.00	.00	1,832,072.49
CASH INVESTED - TEXSTAR	1,199,619.47	290,000.00	.00	1,489,619.47
T-BILL INVESTMENTS	.00	.00	.00	.00
FUND TOTALS	<u>5,596,610.56</u>	<u>376,970.72</u>	<u>1,197,423.11-</u>	<u>4,776,158.17</u>
2026 012 ROAD & BRIDGE 2				
CASH - ROAD & BRIDGE # 2	1,579,421.23	134,733.86	1,444,334.46-	269,820.63
CASH INVESTED - TEXPOOL	927,098.56	.00	.00	927,098.56
CASH INVESTED - LOGIC	1,069,045.29	.00	.00	1,069,045.29
CASH INVESTED - TEXSTAR	543,266.18	425,000.00	.00	968,266.18
T-BILL INVESTMENTS	.00	.00	.00	.00
FUND TOTALS	<u>4,118,831.26</u>	<u>559,733.86</u>	<u>1,444,334.46-</u>	<u>3,234,230.66</u>
2026 013 ROAD & BRIDGE 3				
CASH - ROAD & BRIDGE # 3	1,252,951.26	87,425.79	1,019,745.42-	320,631.63
CASH INVESTED - TEXPOOL	468,738.96	.00	.00	468,738.96
CASH INVESTED - LOGIC	608,528.60	.00	.00	608,528.60
CASH INVESTED - TEXSTAR	245,849.97	530,000.00	.00	775,849.97
T-BILL INVESTMENTS	.00	.00	.00	.00
FUND TOTALS	<u>2,576,068.79</u>	<u>617,425.79</u>	<u>1,019,745.42-</u>	<u>2,173,749.16</u>
2026 014 ROAD & BRIDGE 4				
CASH - ROAD & BRIDGE # 4	1,398,817.31	86,978.34	1,131,874.18-	353,921.47
CASH INVESTED - TEXPOOL	1,181,471.16	.00	.00	1,181,471.16
CASH INVESTED - LOGIC	1,707,497.60	.00	.00	1,707,497.60
CASH INVESTED - TEXSTAR	1,089,092.72	405,000.00	.00	1,494,092.72
T-BILL INVESTMENTS	.00	.00	.00	.00
FUND TOTALS	<u>5,376,878.79</u>	<u>491,978.34</u>	<u>1,131,874.18-</u>	<u>4,736,982.95</u>
2026 019 FM & LATERAL				
CASH - F M & LATERAL	35,716.61	197.26	.00	35,913.87
CASH INVESTED - TEXPOOL	327,548.37	.00	.00	327,548.37
CASH INVESTED - LOGIC	322,078.64	.00	.00	322,078.64
CASH INVESTED - TEXSTAR	355,142.96	.00	.00	355,142.96
T-BILL INVESTMENT	.00	.00	.00	.00
FUND TOTALS	<u>1,040,486.58</u>	<u>197.26</u>	<u>.00</u>	<u>1,040,683.84</u>
2026 020 TUPC				
CASH - T.J.P.C.	51,394.07	30,620.00	27,250.52-	54,763.55
CASH INVESTED - TEXPOOL	.00	.00	.00	.00
CASH INVESTED - LOGIC	.00	.00	.00	.00
CASH INVESTED - TEXSTAR	.00	.00	.00	.00

ACCOUNT NAME	BEGINNING CASH BALANCE	CASH RECEIPTS	CASH DISBURSEMENTS	ENDING CASH BALANCE
FUND TOTALS	51,394.07	30,620.00	27,250.52-	54,763.55
2026 022 JUVENILE PROBATION				
CASH - JUV. PROB. DIV	90,615.42	.00	.00	90,615.42
CASH INVESTED - TEXPOOL	.00	.00	.00	.00
FUND TOTALS	90,615.42	.00	.00	90,615.42
2026 023 JUVENILE PROB. IV-E				
CASH - IV-E	233.55	.00	.00	233.55
CASH INVESTED - TEXPOOL	.00	.00	.00	.00
CASH INVESTED - LOGIC	.00	.00	.00	.00
CASH INVESTED - TEXSTAR	.00	.00	.00	.00
FUND TOTALS	233.55	.00	.00	233.55
2026 024 JUVENILE DELINQUENCY PREVNTN				
CASH - JUVENILE DELINQUENCY PR	77,477.88	.00	.00	77,477.88
CASH INVESTED - TEXPOOL	.00	.00	.00	.00
CASH INVESTED - LOGIC	.00	.00	.00	.00
CASH INVESTED - TEXSTAR	.00	.00	.00	.00
FUND TOTALS	77,477.88	.00	.00	77,477.88
2026 028 ADULT PROBATION				
CASH - ADULT PROBATION	68,905.34	88,515.00	52,643.23-	104,777.11
CASH ON HAND	75.00	.00	.00	75.00
CASH INVESTED - TEXPOOL	189,248.97	.00	40,000.00-	149,248.97
CASH INVESTED - LOGIC	217,991.98	.00	.00	217,991.98
CASH INVESTED - TEXSTAR	124,259.61	.00	.00	124,259.61
FUND TOTALS	600,480.90	88,515.00	92,643.23-	596,352.67
2026 029 COMMUNITY CORRECTIONS				
CASH - COMMUNITY CORRECTI	6,733.56	17,237.00	5,985.54-	17,985.02
CASH INVESTED - TEXPOOL	.00	.00	.00	.00
CASH INVESTED - LOGIC	.00	.00	.00	.00
FUND TOTALS	6,733.56	17,237.00	5,985.54-	17,985.02
2026 031 CONTRACT ELECTIONS				
CASH - CONTRACT ELECTIONS	41,650.46	.00	.00	41,650.46
CASH INVESTED - TEXPOOL	.00	.00	.00	.00
CASH INVESTED - LOGIC	.00	.00	.00	.00
FUND TOTALS	41,650.46	.00	.00	41,650.46
2026 032 DISTRICT CLERK PRESERVATION				
CASH - DISTRICT CLERK PRESVATI	8,019.14-	70.00	1,566.56-	9,515.70-
CASH INVESTED - TEXPOOL	.00	.00	.00	.00
CASH INVESTED - LOGIC	.00	.00	.00	.00
CASH INVESTED - TEXSTAR	.00	.00	.00	.00
FUND TOTALS	8,019.14-	70.00	1,566.56-	9,515.70-
2026 033 COUNTY/DISTRICT TECHNOLOGY FUN				
CASH - COUNTY/DISTRICT TECH	14,437.74	9.65	179.99-	14,267.40
CASH INVESTED - TEXPOOL	.00	.00	.00	.00
CASH INVESTED - LOGIC	.00	.00	.00	.00
CASH INVESTED - TEXSTAR	.00	.00	.00	.00
FUND TOTALS	14,437.74	9.65	179.99-	14,267.40
2026 034 COURT REPORTER				
CASH - COURT REPORTER FUND	51,569.45	.00	32,209.24-	19,360.21

ACCOUNT NAME	BEGINNING CASH BALANCE	CASH RECEIPTS	CASH DISBURSEMENTS	ENDING CASH BALANCE
CASH INVESTED - TEXPOOL	26,151.54	30,000.00	15,000.00-	41,151.54
CASH INVESTED - LOGIC	.00	.00	.00	.00
CASH INVESTED - TEXSTAR	.00	.00	.00	.00
FUND TOTALS	<u>77,720.99</u>	<u>30,000.00</u>	<u>47,209.24-</u>	<u>60,511.75</u>
2026 035 PERMANENT IMPROVEMENT				
CASH - PERMANENT IMPROVEM	576,971.69	21,223.26	470,000.00-	128,194.95
CASH INVESTED - TEXPOOL	2,254,889.91	.00	.00	2,254,889.91
CASH INVESTED - LOGIC	1,667,526.18	.00	.00	1,667,526.18
CASH INVESTED - TEXSTAR	1,237,764.83	270,000.00	.00	1,507,764.83
STONE CASTLE	.00	.00	.00	.00
T-BILL INVESTMENTS	.00	.00	.00	.00
FUND TOTALS	<u>5,737,152.61</u>	<u>291,223.26</u>	<u>470,000.00-</u>	<u>5,558,375.87</u>
2026 037 LAW ENFORCEMENT ED				
CASH - LAW ENFORCEMENT ED	9,704.71	16,975.10	2,422.76-	24,257.05
CASH INVESTED - TEXPOOL	12,531.54	.00	.00	12,531.54
CASH INVESTED - LOGIC	10,025.00	.00	.00	10,025.00
CASH INVESTED - TEXSTAR	.00	.00	.00	.00
FUND TOTALS	<u>32,261.25</u>	<u>16,975.10</u>	<u>2,422.76-</u>	<u>46,813.59</u>
2026 038 JP TECH				
CASH - J P TECH FUND	15,810.76	52.00	490.26-	15,372.50
CASH INVESTED - TEXPOOL	32,916.24	.00	.00	32,916.24
CASH INVESTED - LOGIC	.00	.00	.00	.00
CASH INVESTED - TEXSTAR	.00	.00	.00	.00
FUND TOTALS	<u>48,727.00</u>	<u>52.00</u>	<u>490.26-</u>	<u>48,288.74</u>
2026 040 LAW LIBRARY				
CASH - LAW LIBRARY	45,341.62	.00	672.28-	44,669.34
CASH INVESTED - TEXPOOL	137,916.77	.00	.00	137,916.77
CASH INVESTED - LOGIC	99,718.35	.00	.00	99,718.35
CASH INVESTED - TEXSTAR	21,871.32	.00	.00	21,871.32
FUND TOTALS	<u>304,848.06</u>	<u>.00</u>	<u>672.28-</u>	<u>304,175.78</u>
2026 041 CC LIBRARY FUND				
CASH - COOKE COUNTY LIBRA	37,659.48	933.75	704.79-	37,888.44
CASH INVESTED - TEXPOOL	42,952.57	.00	.00	42,952.57
CASH INVESTED - LOGIC	60,467.95	.00	.00	60,467.95
CASH INVESTED - TEXSTAR	31,396.02	.00	.00	31,396.02
T-BILL INVESTMENTS	.00	.00	.00	.00
FUND TOTALS	<u>172,476.02</u>	<u>933.75</u>	<u>704.79-</u>	<u>172,704.98</u>
2026 042 CC HISTORICAL COMM.				
CASH - COOKE CO. HISTORIC	2,888.95	.00	.00	2,888.95
FUND TOTALS	<u>2,888.95</u>	<u>.00</u>	<u>.00</u>	<u>2,888.95</u>
2026 043 JP COURTHOUSE SECURITY				
CASH - JP COURTHOUSE SECURITY	43,244.34	13.00	.00	43,257.34
CASH INVESTED-TEXPOOL	36,355.47	.00	.00	36,355.47
CASH INVESTED - LOGIC	.00	.00	.00	.00
CASH INVESTED - TEXSTAR	.00	.00	.00	.00
FUND TOTALS	<u>79,599.81</u>	<u>13.00</u>	<u>.00</u>	<u>79,612.81</u>
2026 044 COURTHOUSE SECURITY				
CASH - COURTHOUSE SECURIT	56,501.80	76.09	3,877.43-	52,700.46
CASH INVESTED - TEXPOOL	29,703.59	.00	.00	29,703.59

ACCOUNT NAME	BEGINNING CASH BALANCE	CASH RECEIPTS	CASH DISBURSEMENTS	ENDING CASH BALANCE
CASH INVESTED - LOGIC	94,397.06	.00	.00	94,397.06
CASH INVESTED - TEXSTAR	99,986.77	.00	.00	99,986.77
FUND TOTALS	<u>280,589.22</u>	<u>76.09</u>	<u>3,877.43-</u>	<u>276,787.88</u>
2026 046 CHAPTER 19				
CASH - CHAPTER 19	.00	.00	.00	.00
CASH INVESTED - TEXPOOL	.00	.00	.00	.00
FUND TOTALS	<u>.00</u>	<u>.00</u>	<u>.00</u>	<u>.00</u>
2026 047 CC RECORDS MANAGEMENT				
CASH - CC RECORDS MANAGEMENT	45,287.93	3.92	.00	45,291.85
CASH INVESTED - TEXPOOL	.00	.00	.00	.00
FUND TOTALS	<u>45,287.93</u>	<u>3.92</u>	<u>.00</u>	<u>45,291.85</u>
2026 048 COUNTY RECORDS MANAGEMENT				
CASH - RECORDS MANAGEMENT	2,566.34	109.69	5.00-	2,671.03
CASH INVESTED - TEXPOOL	.00	.00	.00	.00
CASH INVESTED - LOGIC	24,769.46	.00	.00	24,769.46
CASH INVESTED - TEXSTAR	.00	.00	.00	.00
FUND TOTALS	<u>27,335.80</u>	<u>109.69</u>	<u>5.00-</u>	<u>27,440.49</u>
2026 049 CC RECORDS PRESERVATION				
CASH - RECORDS PRESERVATN	84,144.86	6,807.00	40,000.00-	50,951.86
CASH INVESTED - TEXPOOL	158,682.13	40,000.00	.00	198,682.13
CASH INVESTED - LOGIC	80,200.11	.00	.00	80,200.11
CASH INVESTED - TEXSTAR	.00	.00	.00	.00
FUND TOTALS	<u>323,027.10</u>	<u>46,807.00</u>	<u>40,000.00-</u>	<u>329,834.10</u>
2026 050 DIST CLERK RECORDS MANAGEMENT				
CASH - D C RECORDS MANAGEMENT	62,457.46	37.46	30,005.00-	32,489.92
CASH INVESTED - TEXPOOL	45,984.95	30,000.00	.00	75,984.95
CASH INVESTED - LOGIC	.00	.00	.00	.00
CASH INVESTED - TEXSTAR	.00	.00	.00	.00
FUND TOTALS	<u>108,442.41</u>	<u>30,037.46</u>	<u>30,005.00-</u>	<u>108,474.87</u>
2026 051 DISTRICT CLERK ARCHIVE				
DISTRICT CLERK ARCHIVE	32,843.23	70.00	15,010.00-	17,903.23
CASH INVESTED - TEXPOOL	5,013.33	15,000.00	.00	20,013.33
CASH INVESTED - LOGIC	.00	.00	.00	.00
CASH INVESTED - TEXSTAR	.00	.00	.00	.00
FUND TOTALS	<u>37,856.56</u>	<u>15,070.00</u>	<u>15,010.00-</u>	<u>37,916.56</u>
2026 052 COUNTY CLERK ARCHIVE FEE				
CASH -RECORDS ARCHIVE	50,139.93	6,500.00	39,344.00-	17,295.93
CASH INVESTED - TEXPOOL	91,344.47	.00	.00	91,344.47
CASH INVESTED - LOGIC	90,761.59	.00	.00	90,761.59
CASH INVESTED - TEXSTAR	78,696.58	25,000.00	.00	103,696.58
FUND TOTALS	<u>310,942.57</u>	<u>31,500.00</u>	<u>39,344.00-</u>	<u>303,098.57</u>
2026 053 CA CHECK COLLECTING				
CASH - CHECK COLLECTING &	3,577.75	.00	.00	3,577.75
CASH INVESTED - TEXPOOL	.00	.00	.00	.00
CASH INVESTED - LOGIC	.00	.00	.00	.00
CASH INVESTED - TEXSTAR	.00	.00	.00	.00
FUND TOTALS	<u>3,577.75</u>	<u>.00</u>	<u>.00</u>	<u>3,577.75</u>
2026 054 DA CHECK COLLECTING				
CASH - DA CHECK COLLECTING	1,285.92	.00	.00	1,285.92

ACCOUNT NAME	BEGINNING CASH BALANCE	CASH RECEIPTS	CASH DISBURSEMENTS	ENDING CASH BALANCE
CASH INVESTED - TEXPOOL	.00	.00	.00	.00
FUND TOTALS	<u>1,285.92</u>	<u>.00</u>	<u>.00</u>	<u>1,285.92</u>
2026 056 DISTRICT ATTY FORFEITURE				
CASH - D.A. FORFEITURE FU	12,264.95	.00	.00	12,264.95
CASH INVESTED - TEXPOOL	45,015.14	.00	.00	45,015.14
CASH INVESTED - LOGIC	78,250.98	.00	.00	78,250.98
CASH INVESTED - TEXSTAR	.00	.00	.00	.00
FUND TOTALS	<u>135,531.07</u>	<u>.00</u>	<u>.00</u>	<u>135,531.07</u>
2026 057 D A SEIZURE FUND				
CASH - SEIZURE-LAW	91,134.67	.00	.00	91,134.67
CASH INVESTED - TEXPOOL	.00	.00	.00	.00
FUND TOTALS	<u>91,134.67</u>	<u>.00</u>	<u>.00</u>	<u>91,134.67</u>
2026 058 SHERIFF FORFEITURE				
CASH- SHERIFF FORFEITURE	42,827.45	.00	25,228.87-	17,598.58
CASH INVESTED - TEXPOOL	60,801.63	25,000.00	.00	85,801.63
CASH INVESTED - LOGIC	53,438.16	.00	.00	53,438.16
CASH INVESTED - TEXSTAR	.00	.00	.00	.00
FUND TOTALS	<u>157,067.24</u>	<u>25,000.00</u>	<u>25,228.87-</u>	<u>156,838.77</u>
2026 059 JAIL COMMISSARY				
CASH - JAIL COMMISSARY	57,310.40	4,254.40	427.81-	61,136.99
CASH INVESTED - TEXPOOL	99,327.27	.00	.00	99,327.27
CASH INVESTED - LOGIC	81,850.08	.00	.00	81,850.08
CASH INVESTED - TEXSTAR	85,665.62	.00	.00	85,665.62
FUND TOTALS	<u>324,153.37</u>	<u>4,254.40</u>	<u>427.81-</u>	<u>327,979.96</u>
2026 061 2004 GO REFUNDING DEBT SERVICE				
CASH - 2004 GO REFUNDING D/S	13,591.33	181.47	.00	13,772.80
CASH INVESTED - TEXPOOL	18,383.69	.00	.00	18,383.69
CASH INVESTED - LOGIC	51,813.14	.00	.00	51,813.14
CASH INVESTED - TEXSTAR	18,602.12	.00	.00	18,602.12
T-BILL INVESTMENTS	.00	.00	.00	.00
FUND TOTALS	<u>102,390.28</u>	<u>181.47</u>	<u>.00</u>	<u>102,571.75</u>
2026 088 STATE FEES				
CASH - STATE FEES	87,285.33	43,917.38	137.00-	131,065.71
CASH INVESTED - TEXPOOL	1,599.94	.00	.00	1,599.94
CASH INVESTED - LOGIC	.00	.00	.00	.00
CASH INVESTED - TEXSTAR	.00	.00	.00	.00
FUND TOTALS	<u>88,885.27</u>	<u>43,917.38</u>	<u>137.00-</u>	<u>132,665.65</u>
2026 090 OFFICER'S TRUST				
CASH-OFFICERS TRUST	.00	.00	.00	.00
CASH INVESTED - TEXPOOL	.00	.00	.00	.00
CASH INVESTED - LOGIC	.00	.00	.00	.00
FUND TOTALS	<u>.00</u>	<u>.00</u>	<u>.00</u>	<u>.00</u>
2026 091 LIBRARY TRUST - LIDDELL				
CASH-LIBRARY TRUST/LIDDELL	2,261.96	.00	.00	2,261.96
CD INVESTMENT	15,000.00	.00	.00	15,000.00
FUND TOTALS	<u>17,261.96</u>	<u>.00</u>	<u>.00</u>	<u>17,261.96</u>
2026 092 LIBRARY TRUST - ROSENSTEIN				
CASH-LIBRARY TRUST/ROSENSTEIN	1,495.99	81.37	.00	1,577.36

ACCOUNT NAME	BEGINNING CASH BALANCE	CASH RECEIPTS	CASH DISBURSEMENTS	ENDING CASH BALANCE
CD INVESTMENT	19,000.00	.00	.00	19,000.00
FUND TOTALS	20,495.99	81.37	.00	20,577.36
2026 093 TAX ASSESSOR COLLECTOR ACCOUNT				
CASH - TAC PWL-BOAT SALES TAX	27,366.53	.00	.00	27,366.53
CASH - TAC CREDIT CARDS	31,297.24	.00	.00	31,297.24
CASH - TAC TX DOT/COUNTY-STATE	157,090.34	.00	.00	157,090.34
CASH - TAC IRP ACCOUNT	393.94	.00	.00	393.94
CASH - TAC IVTRS ACCOUNT	20,394.78	.00	.00	20,394.78
CASH - TAC SALES TAX FUND-MVD	218,888.26	.00	.00	218,888.26
CASH - TAC PWL-BOAT TITLE-REG	479.00	.00	.00	479.00
CSH - TAC BEVERAGE-VOTER REG	1,890.00	.00	.00	1,890.00
FUND TOTALS	457,800.09	.00	.00	457,800.09
2026 094 COUNTY CLERK ACCOUNTS				
CASH - COUNTY CLERK BONDS	45,000.00	.00	.00	45,000.00
CASH - COUNTY CLERK REGISTRY	370,259.40	.00	.00	370,259.40
CASH INVESTMENT - CD	75,465.55	.00	.00	75,465.55
FUND TOTALS	490,724.95	.00	.00	490,724.95
2026 095 DISTRICT CLERK ACCOUNTS				
CASH - DISTRICT CLERK BOND	136,500.00	.00	.00	136,500.00
CASH - DISTRICT CLERK REGISTRY	1,043,248.02	.00	.00	1,043,248.02
CASH INVESTMENT - CD	84,704.75	.00	.00	84,704.75
FUND TOTALS	1,264,452.77	.00	.00	1,264,452.77
2026 096 SHERIFF'S OFFICE ACCOUNTS				
CASH - SHERIFF'S BOND ACCOUNT	33,000.00	.00	.00	33,000.00
CASH - INMATE TRUST FUND	.00	.00	.00	.00
FUND TOTALS	33,000.00	.00	.00	33,000.00
2026 097 COUNTY ATTORNEY ACCOUNT				
CASH - CNTY ATTORNEY HOT CHECK	.00	.00	.00	.00
COUNTY ATTORNEY - RESTITUTION	.00	.00	.00	.00
FUND TOTALS	.00	.00	.00	.00
2026 098 PAYROLL CLEARING				
CASH - PAYROLL CLEARING	.00	1,294,567.18	.00	1,294,567.18
CASH INVESTED - TEXPOOL	.00	.00	.00	.00
FUND TOTALS	.00	1,294,567.18	.00	1,294,567.18
2026 099 DISTRICT ATTORNEY RESTITUTION				
CASH - DISTRICT ATTORNEY RESTI	.00	.00	.00	.00
FUND TOTALS	.00	.00	.00	.00
2026 100 CHILD ABUSE PREVENTION FUND				
CASH-CHILD ABUSE PREVENTION	1,051.00	4.84	.00	1,055.84
CASH INVESTED - TEXPOOL	.00	.00	.00	.00
FUND TOTALS	1,051.00	4.84	.00	1,055.84
2026 101 PRETRIAL DIVERSION				
CASH-PRETRIAL DIVERSION	97,407.84	3,960.00	486.02-	100,881.82
CASH INVESTED - TEXPOOL	.00	.00	.00	.00
CASH INVESTED - LOGIC	.00	.00	.00	.00
FUND TOTALS	97,407.84	3,960.00	486.02-	100,881.82
2026 102 HOTEL OCCUPANCY TAX FUND				
CASH - HOTEL OCCUPANCY TAX	384,197.66	18,045.01	237,108.11-	165,134.56

ACCOUNT NAME	BEGINNING CASH BALANCE	CASH RECEIPTS	CASH DISBURSEMENTS	ENDING CASH BALANCE
CASH INVESTED - TEXPOOL	261,886.98	.00	.00	261,886.98
CASH INVESTED - LOGIC	180,790.35	.00	.00	180,790.35
CASH INVESTED - TEXSTAR	90,546.74	200,000.00	.00	290,546.74
FUND TOTALS	<u>917,421.73</u>	<u>218,045.01</u>	<u>237,108.11-</u>	<u>898,358.63</u>
2026 104 AMERICAN RESCUE PROG GRANT				
CASH - AMERICAN RESCUE PROG GR	160,945.69	.00	106,211.82-	54,733.87
CASH INVESTED - TEXPOOL	.00	.00	.00	.00
CASH INVESTED - LOGIC	375.56	.00	.00	375.56
CASH INVESTED - TEXSTAR	286.86	100,000.00	.00	100,286.86
FUND TOTALS	<u>161,608.11</u>	<u>100,000.00</u>	<u>106,211.82-</u>	<u>155,396.29</u>
2026 105 JUNIOR EMS PROGRAM				
CASH - JUNIOR EMS PROGRAM	573.16	.00	.00	573.16
FUND TOTALS	<u>573.16</u>	<u>.00</u>	<u>.00</u>	<u>573.16</u>
2026 106 PAUPERS CEMETERY				
CASH - PAUPERS CEMETERY	7,127.27	.00	.00	7,127.27
FUND TOTALS	<u>7,127.27</u>	<u>.00</u>	<u>.00</u>	<u>7,127.27</u>
2026 107 OPIOID SETTLEMENT FUNDS				
CASH - OPIOID SETTLEMENT FUNDS	144,648.73	.00	.00	144,648.73
CASH INVESTED - TEXPOOL	.00	.00	.00	.00
CASH INVESTED - LOGIC	.00	.00	.00	.00
CASH INVESTED - TEXSTAR	.00	.00	.00	.00
FUND TOTALS	<u>144,648.73</u>	<u>.00</u>	<u>.00</u>	<u>144,648.73</u>
2026 108 SB 22 GRANT				
CASH - SB 22 GRANT	460,993.63	.00	52,422.03-	408,571.60
CASH INVESTED - TEXPOOL	.00	.00	.00	.00
CASH INVESTED - LOGIC	.00	.00	.00	.00
CASH INVESTED - TEXSTAR	.00	.00	.00	.00
FUND TOTALS	<u>460,993.63</u>	<u>.00</u>	<u>52,422.03-</u>	<u>408,571.60</u>
GRAND TOTALS	<u>58,126,049.22</u>	<u>10,726,805.11</u>	<u>15,329,637.52-</u>	<u>53,523,216.81</u>