



MONTHLY REPORT

APRIL 2026

SUSAN WELLS

COOKE COUNTY TREASURER

AFFIDAVIT

STATE OF TEXAS

COUNTY OF COOKE

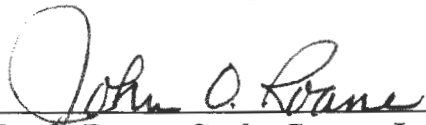
The members of the Commissioners' Court of Cooke County, Texas, state as follows:

The requirement of Subsection (C) of the Texas Local Government Code, §114.026 have been met for the term of April 2026. The amount of cash and other assets in the custody of the County Treasurer at the time of examination are:


Cash (includes on hand, money market accounts, and short-term investments) \$ 46,434,530.86

Other Assets (long term investments) \$5,520,060.86


Sworn to and subscribed this 26th day of May 2026.



John O. Roane, Cooke County Judge



Gary Hollowell, Commissioner, Pct 1



Jason Snuggs, Commissioner, Pct 2



Adam Arendt, Commissioner, Pct 3



Matt Sicking, Commissioner, Pct 4

ATTEST:




Pam Harrison, County Clerk




FINANCIAL REPORTS

May 11, 2026


In accordance with Local Government Code 114.026, this affidavit states the current cash and reports in the custody of the county treasurer as of the date of April 30th 2026




John O. Roane,
Cooke County Judge



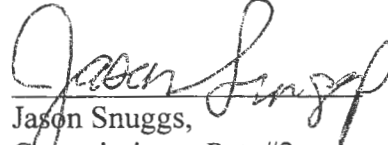
Gary Hollowell,
Commissioner Pct. #1




Adam Arendt,
Commission Pct. #3



Pam Harrison,
Cooke County Clerk



Jason Snuggs,
Commissioner Pct. #2



Matt Sicking,
Commissioner Pct. #4



PRIOR MONTH ENDING BANK STATEMENT BALANCE	\$8,648,742.89	
CLEARED DEPOSITS	\$3,413,998.42	56
CLEARED ADDITIONS	\$152,455.19	4
CLEARED CHECKS	\$3,837,201.67-	393
CLEARED DEDUCTIONS	\$547,425.00-	7

CURRENT MONTH ENDING BANK STATEMENT BALANCE \$7,830,569.83

CURRENT MONTH ENDING BANK STATEMENT BALANCE	\$7,830,569.83	
OUTSTANDING DEPOSITS	\$.00	
OUTSTANDING ADDITIONS	\$.00	
OUTSTANDING CHECKS	\$1,375,167.46-	803
OUTSTANDING DEDUCTIONS	\$.00	

RECONCILED BOOK BALANCE \$6,455,402.37

ENDING STATEMENT DATE 04/30/2026 CLERK: SW

CC3 PROD

DISTRB

PT J1

AS OF CLOSE OF BUSINESS 04-30-2026

PLEDGEE: COOKE COUNTY J7BM INSTITUTION ID: #J7BM
100 S. DIXON STREET STE113

GAINESVILLE TX 76240 4745

HOLDER : 082900432 - SIMMONS PB AR RESP FRB:H2

ACCOUNT: J7BM - *COOKE COUNTY

CUSIP #	BVF	PAR BALANCE	BOOK VALUE
3140LCDE8 MNAR XX.XXX HFBS1900 05-01-31	1.0000000000	12,575,000.00	12,575,000.00
	SUBTOTAL:	12,575,000.00	12,575,000.00
	GRAND TOTAL:	12,575,000.00	12,575,000.00

Security Description Security Description	Rate	Maturity Date Issue Date	Original Face Current Face	Market Price Market Value	Haircut Required	CUSIP
Pledge collateral As of 04/01/26						
FNMA MBS MF SOFR ARM 0.537 20310501	3.919000	05/01/2031 05/01/2021	2,200,000.00 2,200,000.00	99.101871 2,180,241.16	110.0000	3140LCDE8
FNMA MBS MF SOFR ARM 0.537 20310501	3.919000	05/01/2031 05/01/2021	900,000.00 900,000.00	99.101871 891,916.84	110.0000	3140LCDE8
FNMA MBS MF SOFR ARM 0.537 20310501	3.919000	05/01/2031 05/01/2021	950,000.00 950,000.00	99.101871 941,467.77	110.0000	3140LCDE8
FNMA MBS MF SOFR ARM 0.537 20310501	3.919000	05/01/2031 05/01/2021	700,000.00 700,000.00	99.101871 693,713.10	110.0000	3140LCDE8
FNMA MBS MF SOFR ARM 0.537 20310501	3.919000	05/01/2031 05/01/2021	6,100,000.00 6,100,000.00	99.101871 6,045,214.13	110.0000	3140LCDE8
FNMA MBS MF SOFR ARM 0.537 20310501	3.919000	05/01/2031 05/01/2021	1,200,000.00 1,200,000.00	99.101871 1,189,222.45	110.0000	3140LCDE8
FNMA MBS MF SOFR ARM 0.537 20310501	3.919000	05/01/2031 05/01/2021	525,000.00 525,000.00	99.101871 520,284.82	110.0000	3140LCDE8
Totals		Original Face/Par Current Face	12,575,000.00 12,575,000.00	12,462,060.27	Market Value	
Deposit Information	Current Balance	03/31/2026	11,219,230.18	Minimum Coll.	12,012,440.77	
	Loc Amount		.00	Variance	103.74%	
	FDIC Network Amt		.00			
	FDIC Insurance		298,829.48			
	Net Deposit		10,920,400.70			

Simmons Bank Account Status

4/30/2026

Account Name	Status	Current Balance	Collected Balance	Available Balance	
Checking	Active	\$ 21,500.00	\$ 25,666.66	\$ 21,500.00	
Checking 0090	Active	\$ 637,467.29	\$ 156,995.03	\$ 637,467.29	
Checking 0287	Active	\$ 7,830,569.83	\$ 7,496,791.54	\$ 7,830,569.83	
CountyClerk Trust	Active	\$ 379,298.32	\$ 379,298.32	\$ 379,298.32	
CountyClerk Bond	Active	\$ 40,500.00	\$ 39,250.00	\$ 40,500.00	
Checking	Active	\$ 28,263.41	\$ 28,769.72	\$ 28,263.41	
DC Registry Account	Active	\$ 1,161,106.11	\$ 1,290,012.95	\$ 1,161,106.11	
DC Criminal Bond	Active	\$ 151,500.00	\$ 151,500.00	\$ 151,500.00	
		\$ 10,250,204.96		\$ 10,250,204.96	
					INTEREST
SIMMONS CD INVESTMENTS				Maturity Date	RATE
Time Deposit	Redeemed	\$ -			
Time Deposit	Redeemed	\$ -			
Library- Liddell	Active	\$ 7,500.00		1/25/2027	1.00%
Library- Liddell	Active	\$ 7,500.00		1/25/2027	1.00%
Library- Rosenstein Mer	Active	\$ 11,000.00		12/12/2026	3.00%
Library- Rosenstein Mer	Active	\$ 8,000.00		3/24/2027	2.97%
		\$ 34,000.00			
FIRST STATE BANK CD INVESTMENTS				Maturity Date	
CD		\$ 250,000.00		9/19/2026	3.54%
		\$ 10,534,204.96			
		Balance Forward	Interest Earned	Ending Balance	
TexPool TTL		\$ 11,551,948.75	\$ 41,164.59	\$ 11,593,113.34	3.66%
Logic TTL		\$ 12,816,232.32	\$ 39,642.67	\$ 11,180,874.99	3.78%
TexSTAR TTL		\$ 11,532,144.83	\$ 35,473.52	\$ 11,917,618.35	3.64%
US BANK (SAFEKEEPING) - TVI BROKER			\$ -		
	USD Cost	\$ 5,458,971.61			
	Market Value	\$ 5,520,060.86	\$ 8,974.71	\$ 5,520,060.86	3.95%
Total Investments		\$ 41,420,386.76	\$ 125,255.49	\$ 40,211,667.54	3.73%

INVESTMENTS**APRIL 2026****ENDING BALANCE 3-31-26**

ACCT NAME	TEXPOOL	LOGIC	TEXSTAR	TTL
GENERAL	\$ 1,898,050.33	\$ 4,471,684.14	\$ 4,058,089.14	\$ 10,427,823.61
R & B -1	\$ 1,134,356.12	\$ 1,443,633.96	\$ 1,498,181.86	\$ 4,076,171.94
R & B -2	\$ 660,351.14	\$ 575,764.06	\$ 973,404.10	\$ 2,209,519.30
R & B -3	\$ 653,521.64	\$ 212,341.21	\$ 779,624.21	\$ 1,645,487.06
R & B -4	\$ 1,304,180.00	\$ 1,418,280.44	\$ 1,502,474.44	\$ 4,224,934.88
FM & L	\$ 316,609.55	\$ 324,118.46	\$ 357,309.39	\$ 998,037.40
ADULT PROBATION	\$ 243,597.26	\$ 219,372.52	\$ 125,017.60	\$ 587,987.38
PERM IMP	\$ 3,671,995.75	\$ 1,678,086.91	\$ 1,516,474.15	\$ 6,866,556.81
LAW LIBRARY	\$ 133,600.15	\$ 100,349.86	\$ 22,004.74	\$ 255,954.75
CC LIBRARY	\$ 41,228.86	\$ 60,850.91	\$ 31,587.54	\$ 133,667.31
COURTHOUSE SECURITY	\$ 86,959.99	\$ 44,989.74	\$ 50,591.72	\$ 182,541.45
RECORDS MANAGEMENT	\$ 153,382.75	\$ 24,926.33	\$ -	\$ 178,309.08
ARCHIVE FEES	\$ 88,293.92	\$ 91,336.42	\$ 104,283.93	\$ 283,914.27
DIST ATTY FORFEITURE	\$ 43,511.73	\$ 78,746.55	\$ -	\$ 122,258.28
SHERIFF FOREITURE	\$ 58,771.10	\$ 28,774.03	\$ -	\$ 87,545.13
JAIL COMMISSARY	\$ 96,010.25	\$ 82,368.42	\$ 86,188.18	\$ 264,566.85
2012 GO REFUNDING	\$ 17,769.72	\$ 52,141.28	\$ 18,715.59	\$ 88,626.59
HOTEL TAX FUND	\$ 253,140.90	\$ 181,935.30	\$ 291,957.41	\$ 727,033.61
AMERICAN RESCUE GRANT	\$ 597,095.37	\$ 378.00	\$ 100,717.78	\$ 698,191.15
STATE FUNDS	\$ 1,546.94	\$ -	\$ -	\$ 1,546.94
JP'S TECH FUND	\$ 31,816.93	\$ -	\$ -	\$ 31,816.93
COURT REPORTER FEES	\$ 10,773.28	\$ -	\$ -	\$ 10,773.28
LAW ENFORCEMENT ED	\$ 12,113.05	\$ -	\$ -	\$ 12,113.05
JP-CH SECURITY	\$ 35,141.36	\$ -	\$ -	\$ 35,141.36
DIST CLERK RECORDS MGMT	\$ 44,449.28	\$ -	\$ -	\$ 44,449.28
DIST CLERK ARCHIVE	\$ 4,845.97	\$ -	\$ -	\$ 4,845.97
RECORDS PRESERVATION	\$ -	\$ 80,707.99	\$ -	\$ 80,707.99
LAW ENFORCE ED	\$ -	\$ 10,088.46	\$ -	\$ 10,088.46
SB 22 GRANT	\$ -	\$ -	\$ 300,747.43	\$ 300,747.43
OPIOD SETTLEMENT FUND	\$ -	\$ -	\$ 100,249.14	\$ 100,249.14
Total Pool Balances	\$ 11,593,113.34	\$ 11,180,874.99	\$ 11,917,618.35	\$ 34,691,606.68

**INVESTMENTS
LOGIC
APRIL 2026**

ACCT NAME	BALANCE FORWARD	DEPOSITS	WITH-DRAWALS	CURRENT INTEREST	ENDING BALANCE	AVERAGE BALANCE
GENERAL	\$ 4,457,835.17	\$ -	\$ -	\$ 13,848.97	\$ 4,471,684.14	\$ 4,457,835.17
R & B -1	\$ 1,837,965.37	\$ -	\$ 400,000.00	\$ 5,668.59	\$ 1,443,633.96	\$ 1,824,632.04
R & B -2	\$ 1,072,483.87	\$ -	\$ 500,000.00	\$ 3,280.19	\$ 575,764.06	\$ 1,055,817.20
R & B -3	\$ 610,485.95	\$ -	\$ 400,000.00	\$ 1,855.26	\$ 212,341.21	\$ 597,152.62
R & B -4	\$ 1,712,989.77	\$ -	\$ 300,000.00	\$ 5,290.67	\$ 1,418,280.44	\$ 1,702,989.77
FM & L	\$ 323,114.65	\$ -	\$ -	\$ 1,003.81	\$ 324,118.46	\$ 323,114.65
ADULT PROBATION	\$ 218,693.13	\$ -	\$ -	\$ 679.39	\$ 219,372.52	\$ 218,693.13
PERM IMP	\$ 1,672,889.81	\$ -	\$ -	\$ 5,197.10	\$ 1,678,086.91	\$ 1,672,889.81
LAW LIBRARY	\$ 100,039.08	\$ -	\$ -	\$ 310.78	\$ 100,349.86	\$ 100,039.08
CC LIBRARY	\$ 60,662.45	\$ -	\$ -	\$ 188.46	\$ 60,850.91	\$ 60,662.45
COURTHOUSE SECURITY	\$ 94,700.69	\$ -	\$ 50,000.00	\$ 289.05	\$ 44,989.74	\$ 93,034.02
RECORDS MANAGEMENT	\$ 24,849.11	\$ -	\$ -	\$ 77.22	\$ 24,926.33	\$ 24,849.11
ARCHIVE FEES	\$ 91,053.53	\$ -	\$ -	\$ 282.89	\$ 91,336.42	\$ 91,053.53
DIST ATTY FORFEITURE	\$ 78,502.67	\$ -	\$ -	\$ 243.88	\$ 78,746.55	\$ 78,502.67
SHERIFF FOREITURE	\$ 53,610.05	\$ -	\$ 25,000.00	\$ 163.98	\$ 28,774.03	\$ 52,776.72
JAIL COMMISSARY	\$ 82,113.33	\$ -	\$ -	\$ 255.09	\$ 82,368.42	\$ 82,368.42
2012 GO REFUNDING	\$ 51,979.78	\$ -	\$ -	\$ 161.50	\$ 52,141.28	\$ 51,979.78
HOTEL TAX FUND	\$ 181,371.83	\$ -	\$ -	\$ 563.47	\$ 181,935.30	\$ 181,371.83
AMERICAN RESCUE GRANT	\$ 376.80	\$ -	\$ -	\$ 1.20	\$ 378.00	\$ 376.80
RECORDS PRESERVATION	\$ 80,458.05	\$ -	\$ -	\$ 249.94	\$ 80,707.99	\$ 80,458.05
LAW ENFORCE ED	\$ 10,057.23	\$ -	\$ -	\$ 31.23	\$ 10,088.46	\$ 10,057.23
TOTAL: TREAS FUND	\$ 12,816,232.32	\$ -	\$ 1,675,000.00	\$ 39,642.67	\$ 11,180,874.99	\$ 12,760,654.08
2026 FISCAL OCT-SEPT YEAR - TO - DATE INTEREST	BAL FORWARD	CURRENT INT.	BALANCE			
	\$ 175,588.34	\$ 39,642.67	\$ 215,231.01			
Avg Yeild for APR 2026	3.78%	MKT VALU/SHARE	1.00			

INVESTMENTS

TEXSTAR

APRIL 2026

ACCT NAME	BALANCE FORWARD	DEPOSITS	WITH-DRAWALS	CURRENT INTEREST	ENDING BALANCE	AVERAGE BALANCE
GENERAL	\$ 4,045,991.33			\$ 12,097.81	\$ 4,058,089.14	\$ 4,045,991.33
R & B -1	\$ 1,493,715.56			\$ 4,466.30	\$ 1,498,181.86	\$ 1,493,715.56
R & B -2	\$ 970,502.22			\$ 2,901.88	\$ 973,404.10	\$ 970,502.22
R & B -3	\$ 777,300.03			\$ 2,324.18	\$ 779,624.21	\$ 777,300.03
R & B -4	\$ 1,497,995.33			\$ 4,479.11	\$ 1,502,474.44	\$ 1,497,995.33
FM & L	\$ 356,244.21			\$ 1,065.18	\$ 357,309.39	\$ 356,244.21
ADULT PROBATION	\$ 124,644.91			\$ 372.69	\$ 125,017.60	\$ 124,644.91
PERM IMP	\$ 1,511,953.27			\$ 4,520.88	\$ 1,516,474.15	\$ 1,511,953.27
LAW LIBRARY	\$ 21,939.14			\$ 65.60	\$ 22,004.74	\$ 21,939.14
CC LIBRARY	\$ 31,493.37			\$ 94.17	\$ 31,587.54	\$ 31,493.37
COURTHOUSE SECURITY	\$ 100,296.81		\$ 50,000.00	\$ 294.91	\$ 50,591.72	\$ 98,630.14
ARCHIVE FEES	\$ 103,973.05			\$ 310.88	\$ 104,283.93	\$ 103,973.05
JAIL COMMISSARY	\$ 85,931.25			\$ 256.93	\$ 86,188.18	\$ 85,931.25
2012 GO REFUNDING	\$ 18,659.80			\$ 55.79	\$ 18,715.59	\$ 18,659.80
HOTEL TAX FUND	\$ 291,087.02			\$ 870.39	\$ 291,957.41	\$ 291,087.02
AMERICAN RESCUE GRANT	\$ 100,417.53			\$ 300.25	\$ 100,717.78	\$ 100,417.53
SB 22 GRANT	\$ -	\$ 300,000.00		\$ 747.43	\$ 300,747.43	\$ 250,000.00
OPIOD SETTLEMENT FUND	\$ -	\$ 100,000.00		\$ 249.14	\$ 100,249.14	\$ 83,333.33
TOTAL: TREAS FUND	\$ 11,532,144.83	\$ 400,000.00	\$ 50,000.00	\$ 35,473.52	\$ 11,917,618.35	\$ 11,863,811.49
2026 FISCAL OCT-SEPT YEAR - TO - DATE INTEREST	BAL FORWARD	CURRENT INT.	BALANCE			
	\$ 136,531.75	\$ 35,473.52	\$ 172,005.27			
Avg Yeild for APR 2026	3.64%	MKT VALU/SHARE	1.00			

INVESTMENTS

TEXPOOL

APRIL 2026

ACCT NAME	BALANCE FORWARD	DEPOSITS	WITH-DRAWALS	CURRENT INTEREST	ENDING BALANCE	AVERAGE BALANCE
PERM IMP	\$ 3,658,957.32			\$ 13,038.43	\$ 3,671,995.75	\$3,659,391.93
R & B -1	\$ 1,130,328.24			\$ 4,027.88	\$ 1,134,356.12	\$1,130,462.50
R & B -2	\$ 658,006.38			\$ 2,344.76	\$ 660,351.14	\$658,084.54
R & B -3	\$ 651,201.12			\$ 2,320.52	\$ 653,521.64	\$651,278.47
R & B -4	\$ 1,299,549.14			\$ 4,630.86	\$ 1,304,180.00	\$1,299,703.50
FM & L	\$ 315,485.33			\$ 1,124.22	\$ 316,609.55	\$315,522.80
GENERAL	\$ 1,891,310.78			\$ 6,739.55	\$ 1,898,050.33	\$1,891,535.43
STATE FUNDS	\$ 1,541.54			\$ 5.40	\$ 1,546.94	\$1,541.72
RECORDS MANAGEMENT	\$ 152,838.13			\$ 544.62	\$ 153,382.75	\$152,856.28
CC LIBRARY	\$ 41,082.49			\$ 146.37	\$ 41,228.86	\$41,087.37
ADULT PROBATION	\$ 242,732.30			\$ 864.96	\$ 243,597.26	\$242,761.13
COURTHOUSE SECURITY	\$ 86,651.23			\$ 308.76	\$ 86,959.99	\$86,661.52
ARCHIVE FEES	\$ 87,980.40			\$ 313.52	\$ 88,293.92	\$87,990.85
LAW LIBRARY	\$ 133,125.73			\$ 474.42	\$ 133,600.15	\$133,141.54
JP'S TECH FUND	\$ 31,703.92			\$ 113.01	\$ 31,816.93	\$31,707.69
COURT REPORTER FEES	\$ 10,735.00			\$ 38.28	\$ 10,773.28	\$10,736.28
LAW ENFORCEMENT ED	\$ 12,070.00			\$ 43.05	\$ 12,113.05	\$12,071.44
JP-CH SECURITY	\$ 35,016.61			\$ 124.75	\$ 35,141.36	\$35,020.77
DIST CLERK RECORDS MGMT	\$ 44,291.42			\$ 157.86	\$ 44,449.28	\$44,296.68
DIST CLERK ARCHIVE	\$ 4,828.73			\$ 17.24	\$ 4,845.97	\$4,829.30
DIST ATTY FORFEITURE	\$ 43,357.23			\$ 154.50	\$ 43,511.73	\$43,362.38
SHERIFF FOREITURE	\$ 58,562.42			\$ 208.68	\$ 58,771.10	\$58,569.38
JAIL COMMISSARY	\$ 95,669.34			\$ 340.91	\$ 96,010.25	\$95,680.70
2012 GO REFUNDING	\$ 17,706.65			\$ 63.07	\$ 17,769.72	\$17,708.75
HOTEL TAX FUND	\$ 252,242.04			\$ 898.86	\$ 253,140.90	\$252,272.00
AMERICAN RESCUE GRANT	\$ 594,975.26			\$ 2,120.11	\$ 597,095.37	\$595,045.93
TOTAL: TREAS FUND	\$ 11,551,948.75	\$ -	\$ -	\$ 41,164.59	\$ 11,593,113.34	\$ 11,553,320.88
2026 FISCAL OCT-SEPT YEAR - TO - DATE INTEREST	BAL FORWARD	CURRENT INT.	BALANCE			
	\$ 145,277.70	\$ 41,164.59	\$ 186,442.29			
Avg Yeild for APR 2026	3.66%	MKT VALU/SHARE	1.00			

TVI Platinum Reporting Prepared for:



Cooke County

As of April 30, 2026

Recipient Info:

Provider Info:

Time Value Investments, Inc.
9725 3rd Ave NE, Suite 610
Seattle, WA 98115

Disclaimer:

Information contained within investment reports provided by Time Value Investments, Inc (TVI) are believed to be reliable but may not have been independently verified. TVI does not guaranty, represent or warrant, or accept any responsibility or liability as to, the accuracy, completeness or appropriateness of the information contained in these reports. Information contained herein may not be current due to, among other things, changes in the financial markets or economic environment. Opinions reflected in these reports are subject to change without notice. Forecasts represent estimates.

Investing carries risk of losses. Information provided by Time Value Investments does not constitute, and should not be used as a substitute for, tax, legal or investment advice. Clients retain responsibility for their internal accounting policies, implementing and enforcing internal controls and generating ledger entries or otherwise recording transactions. Market prices on TVI reports are typically derived from the client's custodian's reports. Client is encouraged to confirm that market values on this report match those on custodian's report. Although TVI believes the prices to be reliable, the values of the securities do not always represent the prices at which the securities could have been bought or sold.

Callable securities are subject to redemption prior to maturity and may be redeemed in whole or in part before maturity by the issuer, which could affect the yield represented. Certain call dates may not appear on the report if the call date has passed and if the security is continuously callable. Information provided for credit ratings is based upon a good faith inquiry of selected sources, but its accuracy and completeness are not guaranteed. All opinions expressed in this report constitute the judgments as of the dates indicated and are subject to change without notice.

This report is for informative purposes only and is not intended as an offer or solicitation with respect to the purchase or sale of any product. Investment in securities involves risks, including the possible loss of the amount invested. None of the securities in this portfolio are in any way guaranteed from loss.

All information is believed to be from reliable sources. However, Cetera Advisor Networks makes no representation as to its completeness or accuracy. Please keep your original, official statement(s) in a safe, secure location.

Data is provided by US Bank (add any other sources) and is not guaranteed or provided by Cetera.

Cetera Advisor Networks and Cetera Investment Advisers exclusively provide investment products and services through its representatives. Although Cetera does not provide tax or legal advice, or supervise tax, accounting or legal services, Cetera representatives may offer these services through their independent outside business. This information is not intended as tax or legal advice.

FOR INSTITUTIONAL INVESTOR USE ONLY

9725 3rd Ave NE, Suite 610
Seattle, WA 98115

(877) 707-7787

<http://www.timevalueinv.com/>

FOR INSTITUTIONAL INVESTOR USE ONLY

Portfolio Summary

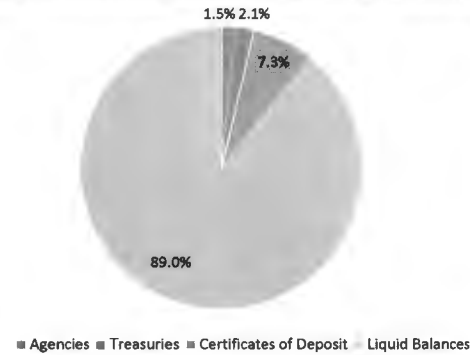
Wgtd Avg YTM *	3.95%
Wgtd Avg YTM with Liq. Bal.*	3.48%
Wgtd Avg YTW **	3.95%
Wgtd Avg Mat (no call)	1.08 yrs
Wgtd Avg Mat with Liq. Bal.	0.12 yrs

Market Value 4/30/2026 5,520,060

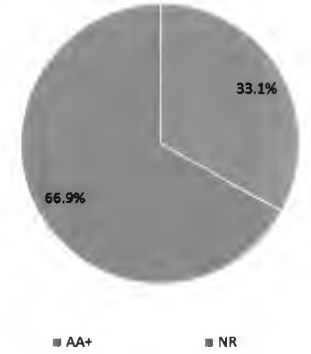
Par Value	5,544,000
Liquid Balances	44,941,811
Total Par with Liquid Bal.	50,485,811
Current MV with Liquid Bal.	50,461,871

Portfolio Composition (incl. Liquid Balances)

<u>Sector</u>	<u>Par Value</u>	<u>YTM *</u>	<u>Weight</u>
Agencies	750,000	3.80%	1.5%
Treasuries	1,085,000	4.20%	2.1%
Certificates of Deposit	3,709,000	3.91%	7.3%
Municipal Bonds			
Corporate Bonds			
Mortgages			
Commercial Paper			
Supra Nationals			
Total	5,544,000	3.95%	11.0%
<u>Account Name</u>	<u>Balance</u>	<u>Rate</u>	<u>Weight</u>
Texpool	11,593,113	3.66%	23.0%
LOGIC	11,180,875	3.78%	22.1%
Texstar	11,917,618	3.64%	23.6%
Simmons Bank	10,250,205	2.50%	20.3%
Total Liquid Balances	44,941,811	3.42%	89.0%



Portfolio Ratings (Worst*)**

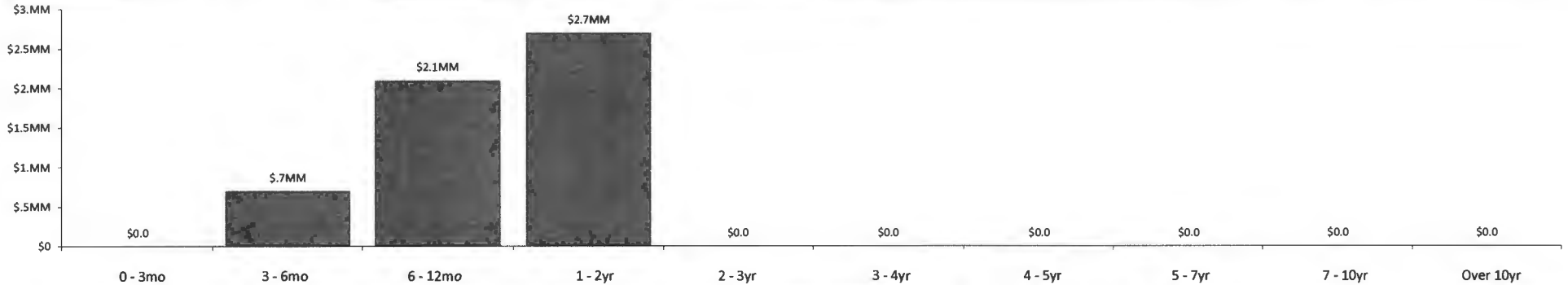


*** All ratings are shown in S&P format. Ratings Do Not Include Liquid Balances.

* Purchase Yield to Maturity

** Purchase Yield to Worst

Maturity Distribution



Performance versus Benchmark as of 4/30/2026

	1Yr Average	As of 4/30/2026	1Mo Ago	3Mos Ago	6Mos Ago	9Mos Ago	As of 12/31/2025	1Yr Ago	3Yrs Ago	5Yrs Ago
<u>Yield to Maturity:</u>										
Portfolio	n/a	3.95%	3.95%	4.02%	4.06%	n/a	4.06%	n/a	n/a	n/a
2-Year Treasury	3.68%	3.90%	3.82%	3.52%	3.61%	3.94%	3.47%	3.60%	4.04%	0.16%
Fed Funds	4.13%	3.75%	3.75%	3.75%	4.00%	4.50%	3.75%	4.50%	5.00%	0.25%

Excluded Securities

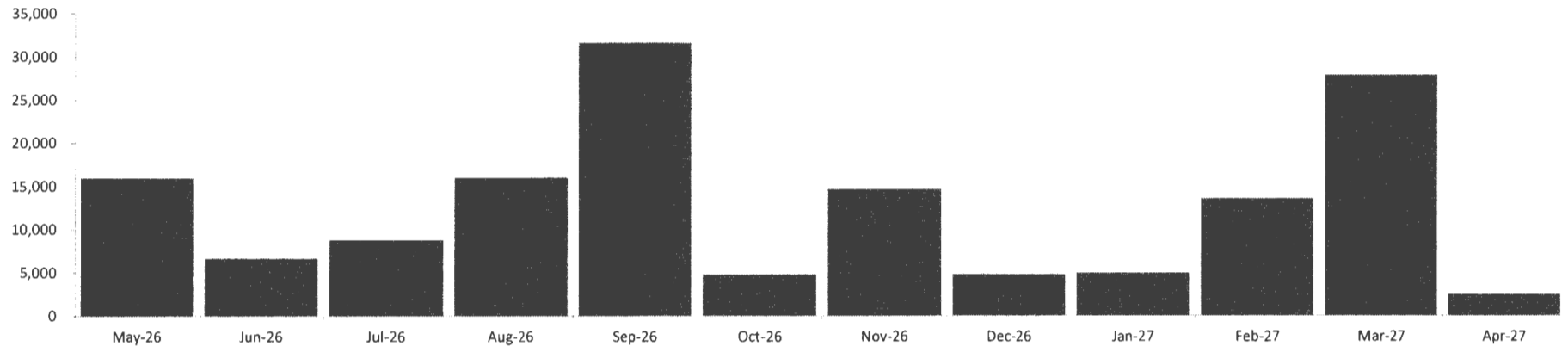
Bonds that are not found will not be shown
Cusip Reason

FOR INSTITUTIONAL INVESTOR USE ONLY

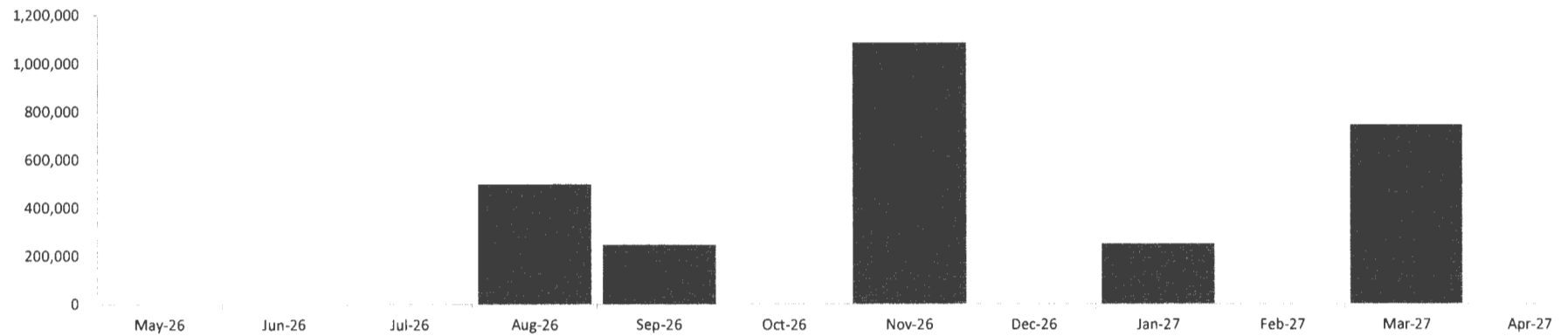
Cash-Flows - from 05/2026 to 04/2027 - Assuming None Called

Type	Par	May-26	Jun-26	Jul-26	Aug-26	Sep-26	Oct-26	Nov-26	Dec-26	Jan-27	Feb-27	Mar-27	Apr-27
Callable	0	0	0	0	0	0	0	0	0	0	0	0	0
Non-Callable	5,544,000	15,954	6,630	8,788	513,984	278,597	4,779	1,099,634	4,779	253,938	13,555	770,832	2,400
TOTAL	5,544,000	15,954	6,630	8,788	513,984	278,597	4,779	1,099,634	4,779	253,938	13,555	770,832	2,400

Interest Payments



Principal Payments



FOR INSTITUTIONAL INVESTOR USE ONLY

Extended Cash-Flows

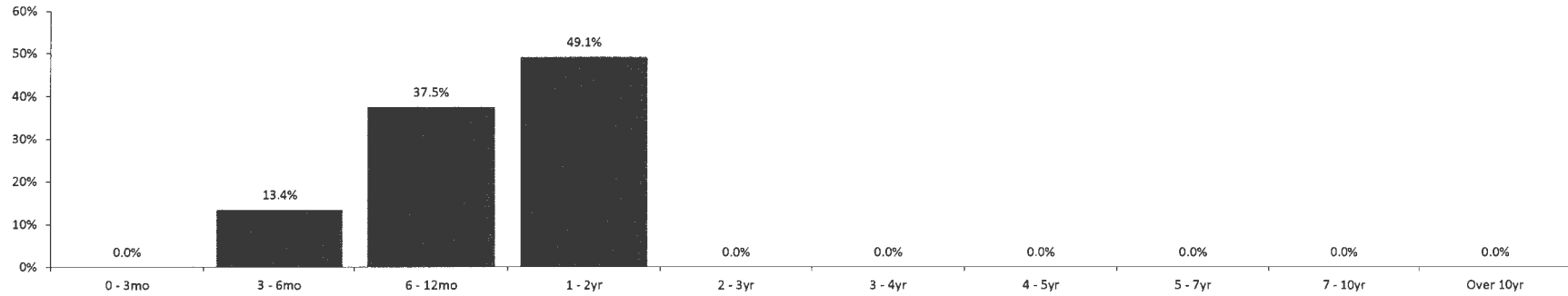
# Cusip	Par Value	May-26	Jun-26	Jul-26	Aug-26	Sep-26	Oct-26	Nov-26	Dec-26	Jan-27	Feb-27	Mar-27	Apr-27	Year 1 Total
1 53724CAV9	249,000	819	846	819	249,846	0	0	0	0	0	0	0	0	252,330
2 74824XDQ6	249,000	819	846	819	249,846	0	0	0	0	0	0	0	0	252,330
3 25844MCA4	247,000	0	0	2,371	0	249,397	0	0	0	0	0	0	0	251,768
4 912833PB0	1,085,000	0	0	0	0	0	0	1,085,000	0	0	0	0	0	1,085,000
5 83086XAF7	249,000	839	867	839	867	867	839	867	839	249,867	0	0	0	256,691
6 38150VS26	245,000	0	0	0	0	4,940	0	0	0	0	0	249,860	0	254,800
7 052392EM5	249,000	839	867	839	867	867	839	867	839	867	867	249,783	0	258,341
8 219873AP1	249,000	778	804	778	804	804	778	804	778	804	778	249,752	0	257,662
9 05612LEU2	245,000	4,799	0	0	0	0	0	4,879	0	0	0	0	0	9,678
10 05584CX84	245,000	4,738	0	0	0	0	0	4,817	0	0	0	0	0	9,555
11 20825WDY3	249,000	839	867	839	867	867	839	867	839	867	867	783	867	10,208
12 5380365P5	249,000	747	772	747	772	772	747	772	747	772	772	697	772	9,089
13 29367SMQ4	249,000	737	761	737	761	761	737	761	737	761	761	688	761	8,963
14 61776NU84	245,000	0	0	0	4,677	0	0	0	0	0	4,755	0	0	9,432
15 61778EPC9	245,000	0	0	0	4,677	0	0	0	0	0	4,755	0	0	9,432
16 3133EWJZ4	750,000	0	0	0	0	14,531	0	0	0	0	0	14,531	0	29,062
17 564759SZ2	245,000	0	0	0	0	4,791	0	0	0	0	0	4,738	0	9,529
TOTAL	5,544,000	15,954	6,630	8,788	513,984	278,597	4,779	1,099,634	4,779	253,938	13,555	770,832	2,400	2,973,870

* Callable - currently not likely to be called

See Cash-Flows graph above "Recognizing Likelihood of Coll" for current projected cash-flows

FOR INSTITUTIONAL INVESTOR USE ONLY

Maturity Distribution



Portfolio Details - Sorted by Maturity

#	CUSIP/Sec-ID	Sec Desc 1	Weight	Par Value	Coupon *	Settle Dt	Mat Dt	Nxt Call Dt	Rating ***	YTM **	YTW **	Duration	Call Type	Estimated Bps to Call	Estimated Redem. Date
0	Total Liquid Balances		89.0%	44,941,811											
1	53724CAV9	LITTLE HORN ST BK HARDIN MONT	0.5%	249,000	4.000	5/16/2025	8/17/2026		NR	4.00	4.00	0.30			8/17/2026
2	74824XDQ6	QUEENSBOROUGH NATL BK TR CO	0.5%	249,000	4.000	5/21/2025	8/21/2026		NR	4.00	4.00	0.31			8/21/2026
3	25844MCA4	DORT FINL CR UN GRAND BLANC MI	0.5%	247,000	3.850	9/24/2025	9/24/2026		NR	3.85	3.85	0.39			9/24/2026
4	912833PB0	U 5 TREASURY BOND	2.1%	1,085,000	0.000	11/19/2024	11/15/2026		AA+	4.20	4.20	0.53			11/15/2026
5	83086XAF7	SKYLA FED CR UN CHARLOTTE NORT	0.5%	249,000	4.100	7/31/2025	1/29/2027		NR	4.10	4.10	0.73			1/29/2027
6	38150VS26	GOLDMAN SACHS BK USA	0.5%	245,000	4.000	3/18/2025	3/18/2027		NR	4.00	4.00	0.86			3/18/2027
7	052392EM5	AUSTIN TELCO FED	0.5%	249,000	4.100	3/21/2025	3/22/2027		NR	4.10	4.10	0.87			3/22/2027
8	219873AP1	CORPORATE AMER FAMILY CR UN EL	0.5%	249,000	3.800	9/29/2025	3/29/2027		NR	3.80	3.80	0.89			3/29/2027
9	05612LEU2	BMW BK NORTH AMER SALT LAKE CI	0.5%	245,000	3.950	5/9/2025	5/10/2027		NR	3.95	3.95	0.98			5/10/2027
10	05584CX84	BNY MELLON N A INSTL CTF DEP P	0.5%	245,000	3.900	5/14/2025	5/14/2027		NR	3.90	3.90	0.99			5/14/2027
11	20825WDY3	CONNEXUS CR UN WAUSAU WIS	0.5%	249,000	4.100	7/23/2025	7/23/2027		NR	4.10	4.10	1.19			7/23/2027
12	5380365P5	LIVE OAK BKG	0.5%	249,000	3.650	9/23/2025	9/23/2027		NR	3.65	3.65	1.35			9/23/2027
13	293675MQ4	ENTERPRISE BK TR CLAYTON MO	0.5%	249,000	3.600	9/26/2025	9/24/2027		NR	3.60	3.60	1.35			9/24/2027
14	61776NU84	MORGAN STANLEY PRIVATE BK NATL	0.5%	245,000	3.850	2/11/2026	2/11/2028		NR	3.85	3.85	1.70			2/11/2028
15	61778EPC9	MORGAN STANLEY BK N A SALT LAK	0.5%	245,000	3.850	2/11/2026	2/11/2028		NR	3.85	3.85	1.70			2/11/2028
16	3133EWJZ4	FFCB	1.5%	750,000	3.875	3/30/2026	3/27/2028		AA+	3.80	3.80	1.82			3/27/2028
17	564759S22	MANUFACTURERS TRADERS TR CO	0.5%	245,000	3.900	3/31/2026	3/31/2028		NR	3.90	3.90	1.82			3/31/2028

TOTAL and AVERAGES			100.0%	50,485,811		1.08 yrs			3.95	3.95	1.04				
---------------------------	--	--	---------------	-------------------	--	-----------------	--	--	-------------	-------------	-------------	--	--	--	--

* Semi-Annual interest payment

** Yields calculated using cost price, at settlement date

*** Ratings Shown Are: Lowest Rating in S&P format, NR AGY = Non-Rated U.S. Government Agency

FOR INSTITUTIONAL INVESTOR USE ONLY

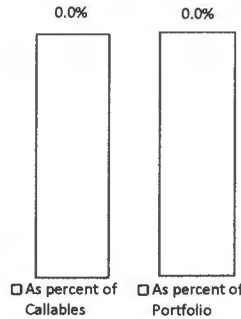
Agency Distribution



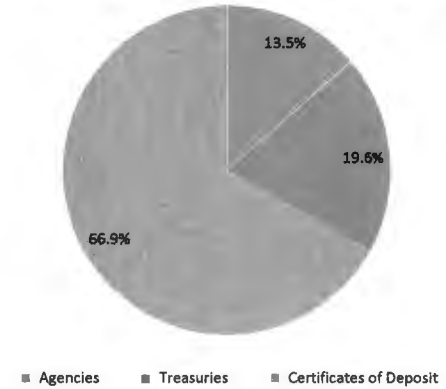
Callable Breakdown



Callables purchased at Discount



Portfolio Composition *



Amortization/Accretion Book Calculations


#	CUSIP/Sec-ID	Sec Desc 1	Cpn	Mat Dt	Par Value	Cost	Purch Px	Book Val	Book Px	Book YTM	Mkt Val	Mkt Px	Mkt YTM	Unrealized Gain/Loss
1	53724CAV9	LITTLE HORN ST BK HARDIN MO	4.00	8/17/2026	249,000	249,000	100.00	249,000	100.00	4.00	249,129	100.05	3.82	129
2	74824XDQ6	QUEENSBOROUGH NATL BK TR	4.00	8/21/2026	249,000	249,000	100.00	249,000	100.00	4.00	249,105	100.04	3.86	105
3	25844MCA4	DORT FINL CR UN GRAND BLAN	3.85	9/24/2026	247,000	247,000	100.00	247,000	100.00	3.85	246,879	99.95	3.96	(121)
4	912833PB0	U S TREASURY BOND	0.00	11/15/2026	1,085,000	998,905	92.07	1,060,710	97.76	4.20	1,063,289	98.00	3.77	2,579
5	83086XAF7	SKYLA FED CR UN CHARLOTTE N	4.10	1/29/2027	249,000	249,000	100.00	249,000	100.00	4.10	249,391	100.16	3.89	391
6	38150VS26	GOLDMAN SACHS BK USA	4.00	3/18/2027	245,000	245,000	100.00	245,000	100.00	4.00	245,096	100.04	3.95	96
7	052392EM5	AUSTIN TELCO FED	4.10	3/22/2027	249,000	249,000	100.00	249,000	100.00	4.10	249,456	100.18	3.89	456
8	219873AP1	CORPORATE AMER FAMILY CR L	3.80	3/29/2027	249,000	249,000	100.00	249,000	100.00	3.80	248,776	99.91	3.90	(224)
9	056121EU2	BMW BK NORTH AMER SALT LA	3.95	5/10/2027	245,000	245,000	100.00	245,000	100.00	3.95	245,115	100.05	3.90	115
#	05584CX84	BNY MELLON N A INSTL CTF DEF	3.90	5/14/2027	245,000	245,000	100.00	245,000	100.00	3.90	244,966	99.99	3.91	(34)
#	20825WDY3	CONNEXUS CR UN WAUSAU WI	4.10	7/23/2027	249,000	249,000	100.00	249,000	100.00	4.10	249,563	100.23	3.91	563
#	5380365P5	LIVE OAK BKG	3.65	9/23/2027	249,000	249,000	100.00	249,000	100.00	3.65	248,089	99.63	3.92	(911)
#	29367SMQ4	ENTERPRISE BK TR CLAYTON MC	3.60	9/24/2027	249,000	249,000	100.00	249,000	100.00	3.60	247,937	99.57	3.91	(1,063)
#	61776NU84	MORGAN STANLEY PRIVATE BK	3.85	2/11/2028	245,000	245,000	100.00	245,000	100.00	3.85	244,588	99.83	3.95	(412)
#	61778EPC9	MORGAN STANLEY BK N A SALT	3.85	2/11/2028	245,000	245,000	100.00	245,000	100.00	3.85	244,588	99.83	3.95	(412)
#	3133EWJZ4	FFCB	3.88	3/27/2028	750,000	751,065	100.14	751,004	100.13	3.80	749,385	99.92	3.92	(1,619)
#	5647595Z2	MANUFACTURERS TRADERS TR	3.90	3/31/2028	245,000	245,000	100.00	245,000	100.00	3.90	244,708	99.88	3.96	(292)
TOTAL and AVERAGES					5,544,000	5,458,970		5,520,714		3.95	5,520,060		3.88	(654)



COOKE COUNTY
ACCOUNT NUMBER: [REDACTED]

MARKET VALUE SUMMARY

	Current Period 04/01/26 to 04/30/26	Year-to-Date 01/01/26 to 04/30/26
Beginning Market Value	\$5,519,769.77	\$5,526,666.23
Taxable Interest	8,974.71	41,260.55
Taxable Dividends	1.36	274.13
Cash Receipts		1,486,307.19
Cash Disbursements	-9,489.67	-1,539,775.51
Long Term Gains/Losses		51,467.00
Change in Investment Value	804.69	-46,138.73
Ending Market Value	\$5,520,060.86	\$5,520,060.86





COOKE COUNTY

ACCOUNT NUMBER: [REDACTED]

Page 3 of 13

April 1, 2026 to April 30, 2026

ASSET SUMMARY

Assets	Current Period Market Value	% of Total	Estimated Annual Income
Cash & Equivalents	1.36	0.00	0.05
Taxable Bonds	5,520,059.50	100.00	174,086.11
Total Market Value	\$5,520,060.86	100.00	\$174,086.16

Fixed Income Summary

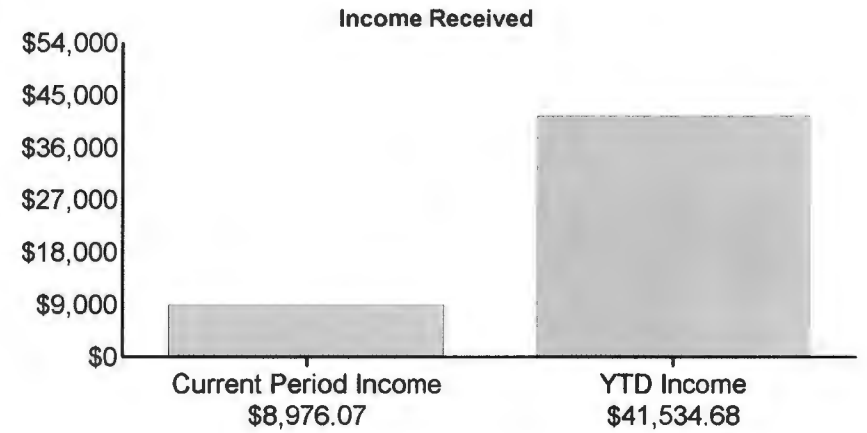



COOKE COUNTY
ACCOUNT NUMBER: [REDACTED]

Page 4 of 13
April 1, 2026 to April 30, 2026

INCOME SUMMARY

	Income Received Current Period	Income Received YTD
Taxable Interest	8,974.71	41,260.55
Taxable Dividends	1.36	274.13
Total Current Period Income	\$8,976.07	\$41,534.68





COOKE COUNTY
ACCOUNT NUMBER: ██████████

Page 5 of 13
April 1, 2026 to April 30, 2026

ASSET DETAIL

Security Description	Shares/Face Amt	Price	Market Value	Tax Cost	Unrealized Gain/Loss	Percent of Total Portfolio	Estimated Annual Income	Estimated Current Yield
Cash & Equivalents								
Cash/Money Market								
L Plus Platinum Class Z - USBLPPZ **	1.360	1.0000	1.36	1.36	0.00	0.0	0.05	3.68
Total Cash/Money Market			\$1.36	\$1.36	\$0.00	0.0	\$0.05	
Total Cash & Equivalents			\$1.36	\$1.36	\$0.00	0.0	\$0.05	
Taxable Bonds								
US Government Issues								
U S Treasury Bond - 912833PB0 Generic Int Pmt 11/15/2026	1,085,000.000	97.9990	1,063,289.15	998,905.25	64,383.90	19.3	0.11	0.00
Federal Farm Credit Bks - 3133EWJZ4 3.875 03/27/2028	750,000.000	99.9180	749,385.00	751,065.00	-1,680.00	13.6	29,062.50	3.88
Total US Government Issues			\$1,812,674.15	\$1,749,970.25	\$62,703.90	32.8	\$29,062.61	
Corporate Issues								
Little Horn ST Bk Hardin Mont - 53724CAV9 C D 4.000 08/17/2026	249,000.000	100.0520	249,129.48	249,000.00	129.48	4.5	9,960.00	4.00



COOKE COUNTY

ACCOUNT NUMBER: ██████████

Page 6 of 13
April 1, 2026 to April 30, 2026

ASSET DETAIL (continued)

Security Description	Shares/Face Amt	Price	Market Value	Tax Cost	Unrealized Gain/Loss	Percent of Total Portfolio	Estimated Annual Income	Estimated Current Yield
Queensborough Natl Bk Tr Co - 74824XDQ6 C D 4.000 08/21/2026	249,000.000	100.0420	249,104.58	249,000.00	104.58	4.5	9,960.00	4.00
Dort Finl Cr Un Grand Blanc Mi - 25844MCA4 C D 3.850 09/24/2026	247,000.000	99.9510	246,878.97	247,000.00	-121.03	4.5	9,509.50	3.85
Skyla Fed Cr Un Charlotte Nort - 83086XAF7 C D 4.100 01/29/2027	249,000.000	100.1570	249,390.93	249,000.00	390.93	4.5	10,209.00	4.09
Goldman Sachs Bk USA - 38150VS26 C D 4.000 03/18/2027	245,000.000	100.0390	245,095.55	245,000.00	95.55	4.4	9,800.00	4.00
Austin Telco Fed - 052392EM5 C D 4.100 03/22/2027	249,000.000	100.1830	249,455.67	249,000.00	455.67	4.5	10,209.00	4.09
Corporate Amer Family Cr Un EI - 219873AP1 C D 3.800 03/29/2027	249,000.000	99.9100	248,775.90	249,000.00	-224.10	4.5	9,462.00	3.80
Bmw Bk North Amer Salt Lake Ci - 05612LEU2 C D 3.950 05/10/2027	245,000.000	100.0470	245,115.15	245,000.00	115.15	4.4	9,677.50	3.95
Bny Mellon N A Instl Ctf Dep P - 05584CX84 C D 3.900 05/14/2027	245,000.000	99.9860	244,965.70	245,000.00	-34.30	4.4	9,555.00	3.90



COOKE COUNTY

ACCOUNT NUMBER: ██████████

Page 7 of 13
April 1, 2026 to April 30, 2026

ASSET DETAIL (continued)

Security Description	Shares/Face Amt	Price	Market Value	Tax Cost	Unrealized Gain/Loss	Percent of Total Portfolio	Estimated Annual Income	Estimated Current Yield
Connexus Cr Un Wausau Wis - 20825WDY3 C D 4.100 07/23/2027	249,000.000	100.2260	249,562.74	249,000.00	562.74	4.5	10,209.00	4.09
Live Oak Bkg - 5380365P5 C D 3.650 09/23/2027	249,000.000	99.6340	248,088.66	249,000.00	-911.34	4.5	9,088.50	3.66
Enterprise Bk Tr Clayton Mo - 29367SMQ4 C D 3.600 09/24/2027	249,000.000	99.5730	247,936.77	249,000.00	-1,063.23	4.5	8,964.00	3.61
Morgan Stanley Private Bk Natl Assn - 61776NU84 C D 3.850 02/11/2028	245,000.000	99.8320	244,588.40	245,000.00	-411.60	4.4	9,432.50	3.86
Morgan Stanley Bk N A Salt Lake City - 61778EPC9 C D 3.850 02/11/2028	245,000.000	99.8320	244,588.40	245,000.00	-411.60	4.4	9,432.50	3.86
Manufacturers Traders Tr Co - 564759SZ2 C D 3.900 03/31/2028	245,000.000	99.8810	244,708.45	245,000.00	-291.55	4.4	9,555.00	3.90
Total Corporate Issues			\$3,707,385.35	\$3,709,000.00	-\$1,614.65	67.2	\$145,023.50	
Total Taxable Bonds			\$5,520,059.50	\$5,458,970.25	\$61,089.25	100.0	\$174,086.11	
Total Assets			\$5,520,060.86	\$5,458,971.61	\$61,089.25	100.0	\$174,086.16	

Estimated Current Yield

3.15



COOKE COUNTY

ACCOUNT NUMBER: [REDACTED]

Page 9 of 13
April 1, 2026 to April 30, 2026

TRANSACTION DETAIL

Date Posted	Activity	Description	Income Cash	Principal Cash	Tax Cost
Beginning Balance 04/01/2026			\$0.00	\$0.00	\$5,459,485.21
04/01/26	Asset Income	Interest Earned On Austin Telco C D 4.100% 3/22/27 0.003482 USD/\$1 Pv On 249,000 Par Value Due 4/1/26	867.07		
04/01/26	Asset Income	Interest Earned On Dort Finl Cr Un C D 3.850% 9/24/26 0.009493 USD/\$1 Pv On 247,000 Par Value Due 4/1/26	2,344.81		
04/01/26	Asset Income	Interest Earned On Live Oak C D 3.650% 9/23/27 0.0031 USD/\$1 Pv On 249,000 Par Value Due 4/1/26	771.90		
04/01/26	Asset Income	Interest Earned On Skyla Fed Cr C D 4.100% 1/29/27 0.003482 USD/\$1 Pv On 249,000 Par Value Due 4/1/26	867.07		
04/01/26	Cash Disbursement	Cash Disbursement Paid To Simmons Bank Xxxx0287 ACH Transfer To Checking	-4,850.85		
04/16/26	Asset Income	Interest Earned On Little Horn ST C D 4.000% 8/17/26 0.003397 USD/\$1 Pv On 249,000 Par Value Due 4/16/26	845.92		
04/16/26	Cash Disbursement	Cash Disbursement Paid To Simmons Bank Xxxx0287 ACH Transfer To Checking	-845.92		
04/21/26	Asset Income	Interest Earned On Queensborough C D 4.000% 8/21/26 0.003397 USD/\$1 Pv On 249,000 Par Value Due 4/21/26	845.92		
04/21/26	Cash Disbursement	Cash Disbursement Paid To Simmons Bank Xxxx0287 ACH Transfer To Checking	-845.92		
04/23/26	Asset Income	Interest Earned On Connexus Cr Un C D 4.100% 7/23/27 0.003482 USD/\$1 Pv On 249,000 Par Value Due 4/23/26	867.07		
04/23/26	Cash Disbursement	Cash Disbursement Paid To Simmons Bank Xxxx0287 ACH Transfer To Checking	-867.07		



COOKE COUNTY

ACCOUNT NUMBER: ██████████

Page 10 of 13

April 1, 2026 to April 30, 2026

TRANSACTION DETAIL (continued)

Date Posted	Activity	Description	Income Cash	Principal Cash	Tax Cost
04/27/26	Asset Income	Interest Earned On Enterprise Bk C D 3.600% 9/24/27 0.003058 USD/\$1 Pv On 249,000 Par Value Due 4/26/26	761.33		
04/27/26	Cash Disbursement	Cash Disbursement Paid To Simmons Bank Xxxx0287 ACH Transfer To Checking	-761.33		
04/29/26	Asset Income	Interest Earned On Corporate Amer C D 3.800% 3/29/27 0.003227 USD/\$1 Pv On 249,000 Par Value Due 4/29/26	803.62		
04/29/26	Cash Disbursement	Cash Disbursement Paid To Simmons Bank Xxxx0287 ACH Transfer To Checking	-803.62		
04/30/26	Cash Disbursement	Cash Disbursement Paid To Simmons Bank Xxxx0287 ACH Transfer To Checking		-514.96	
04/30/26	Asset Income	Dividend Earned On L Plus Platinum Class Z	1.36		
04/30/26	Cash Disbursement	Cash Disbursement Transfer To Principal	-1.36		
04/30/26	Cash Receipt	Cash Receipt Transfer From Income		1.36	
04/30/26	Purchase	Purchased 1.36 Shares Of L Plus Platinum Class Z Trade Date 4/30/26 Reinvestment Of Income Received 4/30/26		-1.36	1.36
04/30/26	Sale	Sold 514.96 Shares Of L Plus Platinum Class Z Trade Date 4/30/26 Sold Through Direct From Issuer 514.96 Shares At 1.00 USD		514.96	-514.96
Ending Balance 04/30/2026			\$0.00	\$0.00	\$5,458,971.61



COOKE COUNTY

ACCOUNT NUMBER: ██████████

Page 11 of 13

April 1, 2026 to April 30, 2026

SALE/MATURITY SUMMARY

	Settlement Date	Description	Tax Cost	Proceeds	Estimated Gain/Loss
Cash and Equivalents					
L Plus Platinum Class Z USBLPPZ					
	04/30/26	Sold 514.96 Shares Trade Date 4/30/26 Sold Through Direct From Issuer 514.96 Shares At 1.00 USD	-514.96	514.96	
Total Cash and Equivalents			-\$514.96	\$514.96	\$0.00
Total Sales & Maturities			-\$514.96	\$514.96	\$0.00

SALE/MATURITY SUMMARY MESSAGES

Estimated Year-To-Date Long-Term Gain (Loss): \$51,467.00

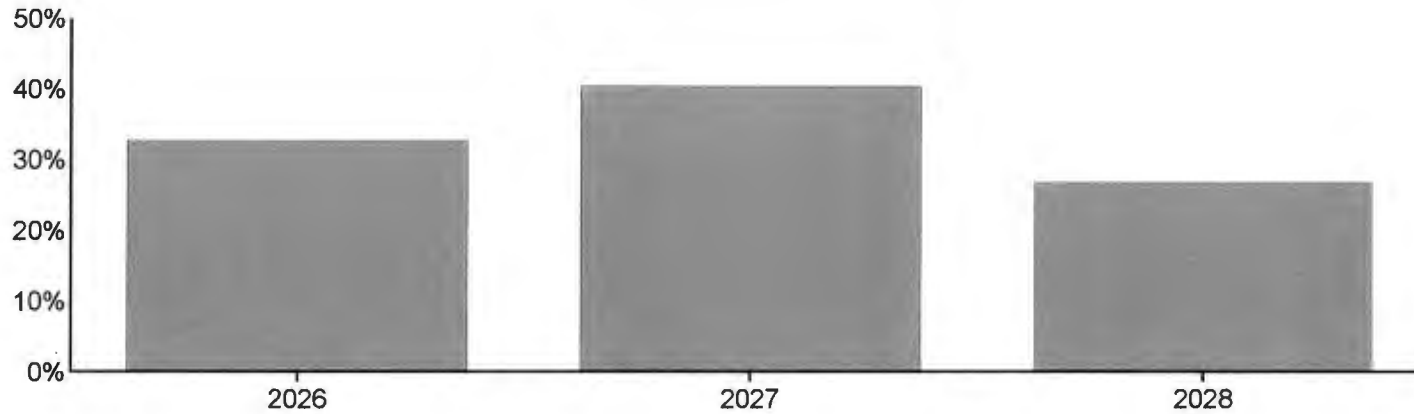
Estimates should not be used for tax purposes



COOKE COUNTY
ACCOUNT NUMBER: ██████████

Page 12 of 13
April 1, 2026 to April 30, 2026

BOND SUMMARY



	Par Value	Market Value	Percentage of Category
MATURITY			
2026	1,830,000.00	1,808,402.18	32.77
2027	2,229,000.00	2,228,387.07	40.36
2028	1,485,000.00	1,483,270.25	26.87
Total of Category	\$5,544,000.00	\$5,520,059.50	100.00

MOODY'S RATING			
Aa1	750,000.00	749,385.00	13.58
N/A	1,334,000.00	1,312,744.82	23.78
NOT RATED	3,460,000.00	3,457,929.68	62.64
Total of Category	\$5,544,000.00	\$5,520,059.50	100.00

S&P RATING			
AA+	750,000.00	749,385.00	13.58

FUND NAME	CHECKING ACCOUNT	CHECKING AMOUNT	TDOA ACCOUNT	TDOA AMOUNT	FUND TOTAL
2026 001 GENERAL	TREAS FUND	3,039,528.44	TEXPOOL LOGIC TEXSTAR T-BILLS CERT DEPOS	3,962,679.64 4,457,835.17 4,045,991.33 1,749,970.25 3,959,000.00	21,215,004.83
2026 011 ROAD & BRIDGE 1	TREAS FUND	539,662.46	TEXPOOL LOGIC TEXSTAR	1,119,129.97 1,437,965.37 1,493,715.56	4,590,473.36
2026 012 ROAD & BRIDGE 2	TREAS FUND	601,366.94	TEXPOOL LOGIC TEXSTAR	929,990.21 572,483.87 970,502.22	3,074,343.24
2026 013 ROAD & BRIDGE 3	TREAS FUND	516,909.29	TEXPOOL LOGIC TEXSTAR	470,200.96 210,485.95 777,300.03	1,974,896.23
2026 014 ROAD & BRIDGE 4	TREAS FUND	490,623.69	TEXPOOL LOGIC TEXSTAR	1,185,156.18 1,412,989.77 1,497,995.33	4,586,764.97
2026 019 FM & LATERAL	TREAS FUND	36,135.67	TEXPOOL LOGIC TEXSTAR	328,570.03 323,114.65 356,244.21	1,044,064.56
2026 020 TJPC	TREAS FUND	56,202.06	TEXPOOL LOGIC TEXSTAR		56,202.06
2026 022 JUVENILE PROBATION	TREAS FUND	90,852.06	TEXPOOL		90,852.06
2026 023 JUVENILE PROB. IV-E	TREAS FUND	234.13	TEXPOOL LOGIC TEXSTAR		234.13
2026 024 JUVENILE DELINQUENCY PREVTNT	TREAS FUND	83,229.80	TEXPOOL LOGIC TEXSTAR		83,229.80
2026 028 ADULT PROBATION	TREAS FUND	84,058.25	TEXPOOL LOGIC TEXSTAR	149,714.47 218,693.13 124,644.91	577,110.76
2026 029 COMMUNITY CORRECTIONS	TREAS FUND	9,636.56	TEXPOOL LOGIC		9,636.56
2026 031 CONTRACT ELECTIONS	TREAS FUND	43,217.92	TEXPOOL LOGIC		43,217.92
2026 032 DISTRICT CLERK PRESERVATION	TREAS FUND	321,621.07-	TEXPOOL LOGIC TEXSTAR		321,621.07-
2026 033 COUNTY/DISTRICT TECHNOLOGY	TREAS FUND	14,666.54	TEXPOOL LOGIC		

FUND NAME	CHECKING ACCOUNT	CHECKING AMOUNT	TDOA ACCOUNT	TDOA AMOUNT	FUND TOTAL
			TEXSTAR		14,666.54
2026 034 COURT REPORTER	TREAS FUND	17,973.09	TEXPOOL LOGIC TEXSTAR	41,252.68	59,225.77
2026 035 PERMANENT IMPROVEMENT	TREAS FUND	122,398.62	TEXPOOL LOGIC TEXSTAR STONE	2,261,922.96 1,672,889.81 1,511,953.27	5,569,164.66
2026 037 LAW ENFORCEMENT ED	TREAS FUND	21,463.45	TEXPOOL LOGIC TEXSTAR	12,570.65 10,057.23	44,091.33
2026 038 JP TECH	TREAS FUND	19,080.72	TEXPOOL LOGIC TEXSTAR	33,018.90	52,099.62
2026 040 LAW LIBRARY	TREAS FUND	47,003.19	TEXPOOL LOGIC TEXSTAR	138,347.87 100,039.08 21,939.14	307,329.28
2026 041 CC LIBRARY FUND	TREAS FUND	37,024.71	TEXPOOL LOGIC TEXSTAR	43,085.61 60,662.45 31,493.37	172,266.14
2026 042 CC HISTORICAL COMM.	TREAS FUND	2,896.49			2,896.49
2026 043 JP COURTHOUSE SECURITY	TREAS FUND	48,686.27	TEXPOOL LOGIC TEXSTAR	36,468.85	85,155.12
2026 044 COURTHOUSE SECURITY	TREAS FUND	87,504.91	TEXPOOL LOGIC TEXSTAR	29,796.24 44,700.69 50,296.81	212,298.65
2026 046 CHAPTER 19	TREAS FUND		TEXPOOL		
2026 047 CC RECORDS MANAGEMENT	TREAS FUND	47,049.91	TEXPOOL		47,049.91
2026 048 COUNTY RECORDS MANAGEMENT	TREAS FUND	2,013.44	TEXPOOL LOGIC TEXSTAR	24,849.11	26,862.55
2026 049 CC RECORDS PRESERVATION	TREAS FUND	61,731.21	TEXPOOL LOGIC TEXSTAR	199,229.32 80,458.05	341,418.58
2026 050 DIST CLERK RECORDS MANAGEMENT	TREAS FUND	34,209.93	TEXPOOL LOGIC TEXSTAR	76,167.55	110,377.48
2026 051 DISTRICT CLERK ARCHIVE	TREAS FUND	17,969.67	TEXPOOL LOGIC TEXSTAR	20,048.57	38,018.24

FUND NAME	CHECKING ACCOUNT	CHECKING AMOUNT	TDOA ACCOUNT	TDOA AMOUNT	FUND TOTAL
2026 052 COUNTY CLERK ARCHIVE FEE	TREAS FUND	20,245.78	TEXPOOL LOGIC TEXSTAR	91,629.36 91,053.53 103,973.05	306,901.72
2026 053 CA CHECK COLLECTING	TREAS FUND	3,577.75	TEXPOOL LOGIC TEXSTAR		3,577.75
2026 054 DA CHECK COLLECTING	TREAS FUND	1,285.92	TEXPOOL		1,285.92
2026 056 DISTRICT ATTY FORFEITURE	TREAS FUND	12,296.90	TEXPOOL LOGIC TEXSTAR	45,155.52 78,502.67	135,955.09
2026 057 D A SEIZURE FUND	TREAS FUND	91,134.67	TEXPOOL		91,134.67
2026 058 SHERIFF FORFEITURE	TREAS FUND	51,852.40	TEXPOOL LOGIC TEXSTAR	86,023.93 28,610.05	166,486.38
2026 059 JAIL COMMISSARY	TREAS FUND	63,672.12	TEXPOOL LOGIC TEXSTAR	99,637.08 82,113.33 85,931.25	331,353.78
2026 061 2004 GO REFUNDING DEBT SERVITREAS FUND	TREAS FUND	14,600.95	TEXPOOL LOGIC TEXSTAR	18,441.01 51,979.78 18,659.80	103,681.54
2026 088 STATE FEES	TREAS FUND	200,668.72	TEXPOOL LOGIC TEXSTAR	1,604.90	202,273.62
2026 090 OFFICER'S TRUST	TREAS FUND		TEXPOOL		
2026 091 LIBRARY TRUST - LIDDELL	TREAS FUND	2,304.83	CERT DEPOS	15,000.00	17,304.83
2026 092 LIBRARY TRUST - ROSENSTEIN	TREAS FUND	1,639.85	CERT DEPOS	19,000.00	20,639.85
2026 093 TAX ASSESSOR COLLECTOR ACCOU					
2026 094 COUNTY CLERK ACCOUNTS					
2026 095 DISTRICT CLERK ACCOUNTS					
2026 096 SHERIFF'S OFFICE ACCOUNTS					
2026 097 COUNTY ATTORNEY ACCOUNT					
2026 098 PAYROLL CLEARING	PAYROLL	2,766,058.46			2,766,058.46
2026 099 DISTRICT ATTORNEY RESTITUTIO					
2026 100 CHILD ABUSE PREVENTION FUND	TREAS FUND	1,063.94	TEXPOOL		1,063.94
2026 101 PRETRIAL DIVERSION	TREAS FUND	105,383.66	TEXPOOL LOGIC		105,383.66

FUND NAME	CHECKING ACCOUNT	CHECKING AMOUNT	TDOA ACCOUNT	TDOA AMOUNT	FUND TOTAL
2026 102 HOTEL OCCUPANCY TAX FUND	TREAS FUND	120,323.94	TEXPOOL LOGIC TEXSTAR	262,703.83 181,371.83 291,087.02	855,486.62
2026 104 AMERICAN RESCUE PROG GRANT	TREAS FUND	32,181.23-	TEXPOOL LOGIC TEXSTAR	376.80 100,417.53	68,613.10
2026 105 JUNIOR EMS PROGRAM	TREAS FUND	574.63			574.63
2026 106 PAUPERS CEMETERY	TREAS FUND	7,145.87			7,145.87
2026 107 OPIOID SETTLEMENT FUNDS	TREAS FUND	60,509.87	TEXPOOL LOGIC TEXSTAR	100,000.00	160,509.87
2026 108 SB 22 GRANT	TREAS FUND	34,304.51	TEXPOOL LOGIC TEXSTAR	300,000.00	334,304.51
2026 109 SB 8 SHERIFFS IMMIGRATION GR			TEXPOOL LOGIC TEXSTAR		
		-----		-----	-----
TOTAL		9,378,171.89		40,408,893.69	49,787,065.58

CHECK ACCOUNT	CHECK
ACCOUNT BALANCE - TREAS FUND	6,612,113.43
ACCOUNT BALANCE - PAYROLL	2,766,058.46
TOTAL	9,378,171.89

TDOA ACCOUNT	TDOA
ACCOUNT BALANCE - TEXPOOL	11,642,546.29
ACCOUNT BALANCE - LOGIC	11,141,232.32
ACCOUNT BALANCE - TEXSTAR	11,882,144.83
ACCOUNT BALANCE - T-BILLS	1,749,970.25
ACCOUNT BALANCE - CERT DEPOS	3,993,000.00
TOTAL	40,408,893.69

ACCOUNT NAME	BEGINNING CASH BALANCE	CASH RECEIPTS	CASH DISBURSEMENTS	ENDING CASH BALANCE
2026 001 GENERAL				
CASH - GENERAL FUND	5,425,784.77	1,292,998.77	3,679,255.10-	3,039,528.44
CASH ON HAND	14,121.51	.00	.00	14,121.51
CASH INVESTED - TEXPOOL	3,962,679.64	.00	.00	3,962,679.64
CASH INVESTED - LOGIC	4,457,835.17	.00	.00	4,457,835.17
CASH INVESTED - TEXSTAR	4,045,991.33	.00	.00	4,045,991.33
CASH INVESTED - STONE CASTLE	.00	.00	.00	.00
T-BILLS - INVESTMENTS	1,749,970.25	.00	.00	1,749,970.25
CASH INVESTMENT-CD	3,959,000.00	751,307.19	751,307.19-	3,959,000.00
FUND TOTALS	<u>23,615,382.67</u>	<u>2,044,305.96</u>	<u>4,430,562.29-</u>	<u>21,229,126.34</u>
2026 011 ROAD & BRIDGE 1				
CASH - ROAD & BRIDGE # 1	354,179.22	444,105.08	258,621.84-	539,662.46
CASH INVESTED - TEXPOOL	1,119,129.97	.00	.00	1,119,129.97
CASH INVESTED - LOGIC	1,837,965.37	.00	400,000.00-	1,437,965.37
CASH INVESTED - TEXSTAR	1,493,715.56	.00	.00	1,493,715.56
T-BILL INVESTMENTS	.00	.00	.00	.00
FUND TOTALS	<u>4,804,990.12</u>	<u>444,105.08</u>	<u>658,621.84-</u>	<u>4,590,473.36</u>
2026 012 ROAD & BRIDGE 2				
CASH - ROAD & BRIDGE # 2	330,260.48	544,926.47	273,820.01-	601,366.94
CASH INVESTED - TEXPOOL	929,990.21	.00	.00	929,990.21
CASH INVESTED - LOGIC	1,072,483.87	.00	500,000.00-	572,483.87
CASH INVESTED - TEXSTAR	970,502.22	.00	.00	970,502.22
T-BILL INVESTMENTS	.00	.00	.00	.00
FUND TOTALS	<u>3,303,236.78</u>	<u>544,926.47</u>	<u>773,820.01-</u>	<u>3,074,343.24</u>
2026 013 ROAD & BRIDGE 3				
CASH - ROAD & BRIDGE # 3	336,157.42	444,105.21	263,353.34-	516,909.29
CASH INVESTED - TEXPOOL	470,200.96	.00	.00	470,200.96
CASH INVESTED - LOGIC	610,485.95	.00	400,000.00-	210,485.95
CASH INVESTED - TEXSTAR	777,300.03	.00	.00	777,300.03
T-BILL INVESTMENTS	.00	.00	.00	.00
FUND TOTALS	<u>2,194,144.36</u>	<u>444,105.21</u>	<u>663,353.34-</u>	<u>1,974,896.23</u>
2026 014 ROAD & BRIDGE 4				
CASH - ROAD & BRIDGE # 4	369,935.87	344,105.27	223,417.45-	490,623.69
CASH INVESTED - TEXPOOL	1,185,156.18	.00	.00	1,185,156.18
CASH INVESTED - LOGIC	1,712,989.77	.00	300,000.00-	1,412,989.77
CASH INVESTED - TEXSTAR	1,497,995.33	.00	.00	1,497,995.33
T-BILL INVESTMENTS	.00	.00	.00	.00
FUND TOTALS	<u>4,766,077.15</u>	<u>344,105.27</u>	<u>523,417.45-</u>	<u>4,586,764.97</u>
2026 019 FM & LATERAL				
CASH - F M & LATERAL	36,042.02	93.65	.00	36,135.67
CASH INVESTED - TEXPOOL	328,570.03	.00	.00	328,570.03
CASH INVESTED - LOGIC	323,114.65	.00	.00	323,114.65
CASH INVESTED - TEXSTAR	356,244.21	.00	.00	356,244.21
T-BILL INVESTMENT	.00	.00	.00	.00
FUND TOTALS	<u>1,043,970.91</u>	<u>93.65</u>	<u>.00</u>	<u>1,044,064.56</u>
2026 020 TJPC				
CASH - T.J.P.C.	58,080.36	30,620.00	32,498.30-	56,202.06
CASH INVESTED - TEXPOOL	.00	.00	.00	.00
CASH INVESTED - LOGIC	.00	.00	.00	.00
CASH INVESTED - TEXSTAR	.00	.00	.00	.00

ACCOUNT NAME	BEGINNING CASH BALANCE	CASH RECEIPTS	CASH DISBURSEMENTS	ENDING CASH BALANCE
FUND TOTALS	58,080.36	30,620.00	32,498.30-	56,202.06
2026 022 JUVENILE PROBATION				
CASH - JUV. PROB. DIV	90,852.06	.00	.00	90,852.06
CASH INVESTED - TEXPOOL	.00	.00	.00	.00
FUND TOTALS	90,852.06	.00	.00	90,852.06
2026 023 JUVENILE PROB. IV-E				
CASH - IV-E	234.13	.00	.00	234.13
CASH INVESTED - TEXPOOL	.00	.00	.00	.00
CASH INVESTED - LOGIC	.00	.00	.00	.00
CASH INVESTED - TEXSTAR	.00	.00	.00	.00
FUND TOTALS	234.13	.00	.00	234.13
2026 024 JUVENILE DELINQUENCY PREVNTN				
CASH - JUVENILE DELINQUENCY PR	83,229.80	.00	.00	83,229.80
CASH INVESTED - TEXPOOL	.00	.00	.00	.00
CASH INVESTED - LOGIC	.00	.00	.00	.00
CASH INVESTED - TEXSTAR	.00	.00	.00	.00
FUND TOTALS	83,229.80	.00	.00	83,229.80
2026 028 ADULT PROBATION				
CASH - ADULT PROBATION	109,828.40	22,273.50	48,043.65-	84,058.25
CASH ON HAND	75.00	.00	.00	75.00
CASH INVESTED - TEXPOOL	149,714.47	.00	.00	149,714.47
CASH INVESTED - LOGIC	218,693.13	.00	.00	218,693.13
CASH INVESTED - TEXSTAR	124,644.91	.00	.00	124,644.91
FUND TOTALS	602,955.91	22,273.50	48,043.65-	577,185.76
2026 029 COMMUNITY CORRECTIONS				
CASH - COMMUNITY CORRECTI	17,985.02	.00	8,348.46-	9,636.56
CASH INVESTED - TEXPOOL	.00	.00	.00	.00
CASH INVESTED - LOGIC	.00	.00	.00	.00
FUND TOTALS	17,985.02	.00	8,348.46-	9,636.56
2026 031 CONTRACT ELECTIONS				
CASH - CONTRACT ELECTIONS	41,759.22	1,458.70	.00	43,217.92
CASH INVESTED - TEXPOOL	.00	.00	.00	.00
CASH INVESTED - LOGIC	.00	.00	.00	.00
FUND TOTALS	41,759.22	1,458.70	.00	43,217.92
2026 032 DISTRICT CLERK PRESERVATION				
CASH - DISTRICT CLERK PRESVATI	9,515.70-	.00	312,105.37-	321,621.07-
CASH INVESTED - TEXPOOL	.00	.00	.00	.00
CASH INVESTED - LOGIC	.00	.00	.00	.00
CASH INVESTED - TEXSTAR	.00	.00	.00	.00
FUND TOTALS	9,515.70-	.00	312,105.37-	321,621.07-
2026 033 COUNTY/DISTRICT TECHNOLOGY FUN				
CASH - COUNTY/DISTRICT TECH	14,663.94	2.60	.00	14,666.54
CASH INVESTED - TEXPOOL	.00	.00	.00	.00
CASH INVESTED - LOGIC	.00	.00	.00	.00
CASH INVESTED - TEXSTAR	.00	.00	.00	.00
FUND TOTALS	14,663.94	2.60	.00	14,666.54
2026 034 COURT REPORTER				
CASH - COURT REPORTER FUND	21,647.79	15.00	3,689.70-	17,973.09

ACCOUNT NAME	BEGINNING CASH BALANCE	CASH RECEIPTS	CASH DISBURSEMENTS	ENDING CASH BALANCE
CASH INVESTED - TEXPOOL	41,252.68	.00	.00	41,252.68
CASH INVESTED - LOGIC	.00	.00	.00	.00
CASH INVESTED - TEXSTAR	.00	.00	.00	.00
FUND TOTALS	<u>62,900.47</u>	<u>15.00</u>	<u>3,689.70-</u>	<u>59,225.77</u>
2026 035 PERMANENT IMPROVEMENT				
CASH - PERMANENT IMPROVEM	134,386.84	10,661.78	22,650.00-	122,398.62
CASH INVESTED - TEXPOOL	2,261,922.96	.00	.00	2,261,922.96
CASH INVESTED - LOGIC	1,672,889.81	.00	.00	1,672,889.81
CASH INVESTED - TEXSTAR	1,511,953.27	.00	.00	1,511,953.27
STONE CASTLE	.00	.00	.00	.00
T-BILL INVESTMENTS	.00	.00	.00	.00
FUND TOTALS	<u>5,581,152.88</u>	<u>10,661.78</u>	<u>22,650.00-</u>	<u>5,569,164.66</u>
2026 037 LAW ENFORCEMENT ED				
CASH - LAW ENFORCEMENT ED	24,303.45	.00	2,840.00-	21,463.45
CASH INVESTED - TEXPOOL	12,570.65	.00	.00	12,570.65
CASH INVESTED - LOGIC	10,057.23	.00	.00	10,057.23
CASH INVESTED - TEXSTAR	.00	.00	.00	.00
FUND TOTALS	<u>46,931.33</u>	<u>.00</u>	<u>2,840.00-</u>	<u>44,091.33</u>
2026 038 JP TECH				
CASH - J P TECH FUND	19,763.27	44.00	726.55-	19,080.72
CASH INVESTED - TEXPOOL	33,018.90	.00	.00	33,018.90
CASH INVESTED - LOGIC	.00	.00	.00	.00
CASH INVESTED - TEXSTAR	.00	.00	.00	.00
FUND TOTALS	<u>52,782.17</u>	<u>44.00</u>	<u>726.55-</u>	<u>52,099.62</u>
2026 040 LAW LIBRARY				
CASH - LAW LIBRARY	47,776.35	.00	773.16-	47,003.19
CASH INVESTED - TEXPOOL	138,347.87	.00	.00	138,347.87
CASH INVESTED - LOGIC	100,039.08	.00	.00	100,039.08
CASH INVESTED - TEXSTAR	21,939.14	.00	.00	21,939.14
FUND TOTALS	<u>308,102.44</u>	<u>.00</u>	<u>773.16-</u>	<u>307,329.28</u>
2026 041 CC LIBRARY FUND				
CASH - COOKE COUNTY LIBRA	38,329.59	1,147.99	2,452.87-	37,024.71
CASH INVESTED - TEXPOOL	43,085.61	.00	.00	43,085.61
CASH INVESTED - LOGIC	60,662.45	.00	.00	60,662.45
CASH INVESTED - TEXSTAR	31,493.37	.00	.00	31,493.37
T-BILL INVESTMENTS	.00	.00	.00	.00
FUND TOTALS	<u>173,571.02</u>	<u>1,147.99</u>	<u>2,452.87-</u>	<u>172,266.14</u>
2026 042 CC HISTORICAL COMM.				
CASH - COOKE CO. HISTORIC	2,896.49	.00	.00	2,896.49
FUND TOTALS	<u>2,896.49</u>	<u>.00</u>	<u>.00</u>	<u>2,896.49</u>
2026 043 JP COURTHOUSE SECURITY				
CASH - JP COURTHOUSE SECURITY	48,677.27	9.00	.00	48,686.27
CASH INVESTED-TEXPOOL	36,468.85	.00	.00	36,468.85
CASH INVESTED - LOGIC	.00	.00	.00	.00
CASH INVESTED - TEXSTAR	.00	.00	.00	.00
FUND TOTALS	<u>85,146.12</u>	<u>9.00</u>	<u>.00</u>	<u>85,155.12</u>
2026 044 COURTHOUSE SECURITY				
CASH - COURTHOUSE SECURIT	55,225.89	100,047.97	67,768.95-	87,504.91
CASH INVESTED - TEXPOOL	29,796.24	.00	.00	29,796.24

ACCOUNT NAME	BEGINNING CASH BALANCE	CASH RECEIPTS	CASH DISBURSEMENTS	ENDING CASH BALANCE
CASH INVESTED - LOGIC	94,700.69	.00	50,000.00-	44,700.69
CASH INVESTED - TEXSTAR	100,296.81	.00	50,000.00-	50,296.81
FUND TOTALS	<u>280,019.63</u>	<u>100,047.97</u>	<u>167,768.95-</u>	<u>212,298.65</u>
2026 046 CHAPTER 19				
CASH - CHAPTER 19	.00	.00	.00	.00
CASH INVESTED - TEXPOOL	.00	.00	.00	.00
FUND TOTALS	<u>.00</u>	<u>.00</u>	<u>.00</u>	<u>.00</u>
2026 047 CC RECORDS MANAGEMENT				
CASH - CC RECORDS MANAGEMENT	47,049.91	.00	.00	47,049.91
CASH INVESTED - TEXPOOL	.00	.00	.00	.00
FUND TOTALS	<u>47,049.91</u>	<u>.00</u>	<u>.00</u>	<u>47,049.91</u>
2026 048 COUNTY RECORDS MANAGEMENT				
CASH - RECORDS MANAGEMENT	2,704.83	41.21	732.60-	2,013.44
CASH INVESTED - TEXPOOL	.00	.00	.00	.00
CASH INVESTED - LOGIC	24,849.11	.00	.00	24,849.11
CASH INVESTED - TEXSTAR	.00	.00	.00	.00
FUND TOTALS	<u>27,553.94</u>	<u>41.21</u>	<u>732.60-</u>	<u>26,862.55</u>
2026 049 CC RECORDS PRESERVATION				
CASH - RECORDS PRESERVATN	53,335.21	8,396.00	.00	61,731.21
CASH INVESTED - TEXPOOL	199,229.32	.00	.00	199,229.32
CASH INVESTED - LOGIC	80,458.05	.00	.00	80,458.05
CASH INVESTED - TEXSTAR	.00	.00	.00	.00
FUND TOTALS	<u>333,022.58</u>	<u>8,396.00</u>	<u>.00</u>	<u>341,418.58</u>
2026 050 DIST CLERK RECORDS MANAGEMENT				
CASH - D C RECORDS MANAGEMENT	35,041.65	2.03	833.75-	34,209.93
CASH INVESTED - TEXPOOL	76,167.55	.00	.00	76,167.55
CASH INVESTED - LOGIC	.00	.00	.00	.00
CASH INVESTED - TEXSTAR	.00	.00	.00	.00
FUND TOTALS	<u>111,209.20</u>	<u>2.03</u>	<u>833.75-</u>	<u>110,377.48</u>
2026 051 DISTRICT CLERK ARCHIVE				
DISTRICT CLERK ARCHIVE	17,967.67	2.00	.00	17,969.67
CASH INVESTED - TEXPOOL	20,048.57	.00	.00	20,048.57
CASH INVESTED - LOGIC	.00	.00	.00	.00
CASH INVESTED - TEXSTAR	.00	.00	.00	.00
FUND TOTALS	<u>38,016.24</u>	<u>2.00</u>	<u>.00</u>	<u>38,018.24</u>
2026 052 COUNTY CLERK ARCHIVE FEE				
CASH -RECORDS ARCHIVE	19,447.78	7,970.00	7,172.00-	20,245.78
CASH INVESTED - TEXPOOL	91,629.36	.00	.00	91,629.36
CASH INVESTED - LOGIC	91,053.53	.00	.00	91,053.53
CASH INVESTED - TEXSTAR	103,973.05	.00	.00	103,973.05
FUND TOTALS	<u>306,103.72</u>	<u>7,970.00</u>	<u>7,172.00-</u>	<u>306,901.72</u>
2026 053 CA CHECK COLLECTING				
CASH - CHECK COLLECTING &	3,577.75	.00	.00	3,577.75
CASH INVESTED - TEXPOOL	.00	.00	.00	.00
CASH INVESTED - LOGIC	.00	.00	.00	.00
CASH INVESTED - TEXSTAR	.00	.00	.00	.00
FUND TOTALS	<u>3,577.75</u>	<u>.00</u>	<u>.00</u>	<u>3,577.75</u>
2026 054 DA CHECK COLLECTING				
CASH - DA CHECK COLLECTING	1,285.92	.00	.00	1,285.92

ACCOUNT NAME	BEGINNING CASH BALANCE	CASH RECEIPTS	CASH DISBURSEMENTS	ENDING CASH BALANCE
CASH INVESTED - TEXPOOL	.00	.00	.00	.00
FUND TOTALS	<u>1,285.92</u>	<u>.00</u>	<u>.00</u>	<u>1,285.92</u>
2026 056 DISTRICT ATTY FORFEITURE				
CASH - D.A. FORFEITURE FU	12,296.90	.00	.00	12,296.90
CASH INVESTED - TEXPOOL	45,155.52	.00	.00	45,155.52
CASH INVESTED - LOGIC	78,502.67	.00	.00	78,502.67
CASH INVESTED - TEXSTAR	.00	.00	.00	.00
FUND TOTALS	<u>135,955.09</u>	<u>.00</u>	<u>.00</u>	<u>135,955.09</u>
2026 057 D A SEIZURE FUND				
CASH - SEIZURE-LAW	91,134.67	.00	.00	91,134.67
CASH INVESTED - TEXPOOL	.00	.00	.00	.00
FUND TOTALS	<u>91,134.67</u>	<u>.00</u>	<u>.00</u>	<u>91,134.67</u>
2026 058 SHERIFF FORFEITURE				
CASH- SHERIFF FORFEITURE	17,674.24	45,513.80	11,335.64-	51,852.40
CASH INVESTED - TEXPOOL	86,023.93	.00	.00	86,023.93
CASH INVESTED - LOGIC	53,610.05	.00	25,000.00-	28,610.05
CASH INVESTED - TEXSTAR	.00	.00	.00	.00
FUND TOTALS	<u>157,308.22</u>	<u>45,513.80</u>	<u>36,335.64-</u>	<u>166,486.38</u>
2026 059 JAIL COMMISSARY				
CASH - JAIL COMMISSARY	61,284.77	3,598.69	1,211.34-	63,672.12
CASH INVESTED - TEXPOOL	99,637.08	.00	.00	99,637.08
CASH INVESTED - LOGIC	82,113.33	.00	.00	82,113.33
CASH INVESTED - TEXSTAR	85,931.25	.00	.00	85,931.25
FUND TOTALS	<u>328,966.43</u>	<u>3,598.69</u>	<u>1,211.34-</u>	<u>331,353.78</u>
2026 061 2004 GO REFUNDING DEBT SERVICE				
CASH - 2004 GO REFUNDING D/S	14,447.73	153.22	.00	14,600.95
CASH INVESTED - TEXPOOL	18,441.01	.00	.00	18,441.01
CASH INVESTED - LOGIC	51,979.78	.00	.00	51,979.78
CASH INVESTED - TEXSTAR	18,659.80	.00	.00	18,659.80
T-BILL INVESTMENTS	.00	.00	.00	.00
FUND TOTALS	<u>103,528.32</u>	<u>153.22</u>	<u>.00</u>	<u>103,681.54</u>
2026 088 STATE FEES				
CASH - STATE FEES	149,877.63	50,791.09	.00	200,668.72
CASH INVESTED - TEXPOOL	1,604.90	.00	.00	1,604.90
CASH INVESTED - LOGIC	.00	.00	.00	.00
CASH INVESTED - TEXSTAR	.00	.00	.00	.00
FUND TOTALS	<u>151,482.53</u>	<u>50,791.09</u>	<u>.00</u>	<u>202,273.62</u>
2026 090 OFFICER'S TRUST				
CASH-OFFICERS TRUST	.00	.00	.00	.00
CASH INVESTED - TEXPOOL	.00	.00	.00	.00
CASH INVESTED - LOGIC	.00	.00	.00	.00
FUND TOTALS	<u>.00</u>	<u>.00</u>	<u>.00</u>	<u>.00</u>
2026 091 LIBRARY TRUST - LIDDELL				
CASH-LIBRARY TRUST/LIDDELL	2,267.84	36.99	.00	2,304.83
CD INVESTMENT	15,000.00	.00	.00	15,000.00
FUND TOTALS	<u>17,267.84</u>	<u>36.99</u>	<u>.00</u>	<u>17,304.83</u>
2026 092 LIBRARY TRUST - ROSENSTEIN				
CASH-LIBRARY TRUST/ROSENSTEIN	1,639.85	.00	.00	1,639.85

ACCOUNT NAME	BEGINNING CASH BALANCE	CASH RECEIPTS	CASH DISBURSEMENTS	ENDING CASH BALANCE
CD INVESTMENT	19,000.00	.00	.00	19,000.00
FUND TOTALS	<u>20,639.85</u>	<u>.00</u>	<u>.00</u>	<u>20,639.85</u>
2026 093 TAX ASSESSOR COLLECTOR ACCOUNT				
CASH - TAC PWL-BOAT SALES TAX	27,366.53	.00	.00	27,366.53
CASH - TAC CREDIT CARDS	31,297.24	.00	.00	31,297.24
CASH - TAC TX DOT/COUNTY-STATE	157,090.34	.00	.00	157,090.34
CASH - TAC IRP ACCOUNT	393.94	.00	.00	393.94
CASH - TAC IVTRS ACCOUNT	20,394.78	.00	.00	20,394.78
CASH - TAC SALES TAX FUND-MVD	218,888.26	.00	.00	218,888.26
CASH - TAC PWL-BOAT TITLE-REG	479.00	.00	.00	479.00
CSH - TAC BEVERAGE-VOTER REG	1,890.00	.00	.00	1,890.00
FUND TOTALS	<u>457,800.09</u>	<u>.00</u>	<u>.00</u>	<u>457,800.09</u>
2026 094 COUNTY CLERK ACCOUNTS				
CASH - COUNTY CLERK BONDS	45,000.00	.00	.00	45,000.00
CASH - COUNTY CLERK REGISTRY	370,259.40	.00	.00	370,259.40
CASH INVESTMENT - CD	75,465.55	.00	.00	75,465.55
FUND TOTALS	<u>490,724.95</u>	<u>.00</u>	<u>.00</u>	<u>490,724.95</u>
2026 095 DISTRICT CLERK ACCOUNTS				
CASH - DISTRICT CLERK BOND	136,500.00	.00	.00	136,500.00
CASH - DISTRICT CLERK REGISTRY	1,043,248.02	.00	.00	1,043,248.02
CASH INVESTMENT - CD	84,704.75	.00	.00	84,704.75
FUND TOTALS	<u>1,264,452.77</u>	<u>.00</u>	<u>.00</u>	<u>1,264,452.77</u>
2026 096 SHERIFF'S OFFICE ACCOUNTS				
CASH - SHERIFF'S BOND ACCOUNT	33,000.00	.00	.00	33,000.00
CASH - INMATE TRUST FUND	.00	.00	.00	.00
FUND TOTALS	<u>33,000.00</u>	<u>.00</u>	<u>.00</u>	<u>33,000.00</u>
2026 097 COUNTY ATTORNEY ACCOUNT				
CASH - CNTY ATTORNEY HOT CHECK	.00	.00	.00	.00
COUNTY ATTORNEY - RESTITUTION	.00	.00	.00	.00
FUND TOTALS	<u>.00</u>	<u>.00</u>	<u>.00</u>	<u>.00</u>
2026 098 PAYROLL CLEARING				
CASH - PAYROLL CLEARING	1,490,288.39	1,275,770.07	.00	2,766,058.46
CASH INVESTED - TEXPOOL	.00	.00	.00	.00
FUND TOTALS	<u>1,490,288.39</u>	<u>1,275,770.07</u>	<u>.00</u>	<u>2,766,058.46</u>
2026 099 DISTRICT ATTORNEY RESTITUTION				
CASH - DISTRICT ATTORNEY RESTI	.00	.00	.00	.00
FUND TOTALS	<u>.00</u>	<u>.00</u>	<u>.00</u>	<u>.00</u>
2026 100 CHILD ABUSE PREVENTION FUND				
CASH-CHILD ABUSE PREVENTION	1,058.56	5.38	.00	1,063.94
CASH INVESTED - TEXPOOL	.00	.00	.00	.00
FUND TOTALS	<u>1,058.56</u>	<u>5.38</u>	<u>.00</u>	<u>1,063.94</u>
2026 101 PRETRIAL DIVERSION				
CASH-PRETRIAL DIVERSION	102,781.82	3,300.00	698.16-	105,383.66
CASH INVESTED - TEXPOOL	.00	.00	.00	.00
CASH INVESTED - LOGIC	.00	.00	.00	.00
FUND TOTALS	<u>102,781.82</u>	<u>3,300.00</u>	<u>698.16-</u>	<u>105,383.66</u>
2026 102 HOTEL OCCUPANCY TAX FUND				
CASH - HOTEL OCCUPANCY TAX	173,479.27	30,852.78	84,008.11-	120,323.94

ACCOUNT NAME	BEGINNING CASH BALANCE	CASH RECEIPTS	CASH DISBURSEMENTS	ENDING CASH BALANCE
CASH INVESTED - TEXPOOL	262,703.83	.00	.00	262,703.83
CASH INVESTED - LOGIC	181,371.83	.00	.00	181,371.83
CASH INVESTED - TEXSTAR	291,087.02	.00	.00	291,087.02
FUND TOTALS	<u>908,641.95</u>	<u>30,852.78</u>	<u>84,008.11-</u>	<u>855,486.62</u>
2026 104 AMERICAN RESCUE PROG GRANT				
CASH - AMERICAN RESCUE PROG GR	23,964.06-	.00	8,217.17-	32,181.23-
CASH INVESTED - TEXPOOL	.00	.00	.00	.00
CASH INVESTED - LOGIC	376.80	.00	.00	376.80
CASH INVESTED - TEXSTAR	100,417.53	.00	.00	100,417.53
FUND TOTALS	<u>76,830.27</u>	<u>.00</u>	<u>8,217.17-</u>	<u>68,613.10</u>
2026 105 JUNIOR EMS PROGRAM				
CASH - JUNIOR EMS PROGRAM	574.63	.00	.00	574.63
FUND TOTALS	<u>574.63</u>	<u>.00</u>	<u>.00</u>	<u>574.63</u>
2026 106 PAUPERS CEMETERY				
CASH - PAUPERS CEMETERY	7,145.87	.00	.00	7,145.87
FUND TOTALS	<u>7,145.87</u>	<u>.00</u>	<u>.00</u>	<u>7,145.87</u>
2026 107 OPIOID SETTLEMENT FUNDS				
CASH - OPIOID SETTLEMENT FUNDS	160,509.87	.00	100,000.00-	60,509.87
CASH INVESTED - TEXPOOL	.00	.00	.00	.00
CASH INVESTED - LOGIC	.00	.00	.00	.00
CASH INVESTED - TEXSTAR	.00	100,000.00	.00	100,000.00
FUND TOTALS	<u>160,509.87</u>	<u>100,000.00</u>	<u>100,000.00-</u>	<u>160,509.87</u>
2026 108 SB 22 GRANT				
CASH - SB 22 GRANT	409,771.50	.00	375,466.99-	34,304.51
CASH INVESTED - TEXPOOL	.00	.00	.00	.00
CASH INVESTED - LOGIC	.00	.00	.00	.00
CASH INVESTED - TEXSTAR	.00	300,000.00	.00	300,000.00
FUND TOTALS	<u>409,771.50</u>	<u>300,000.00</u>	<u>375,466.99-</u>	<u>334,304.51</u>
2026 109 SB 8 SHERIFFS IMMIGRATION GRT				
CASH - SB 8 SHERIFFS IMMIGRATI	.00	.00	.00	.00
CASH INVESTED - TEXPOOL	.00	.00	.00	.00
CASH INVESTED - LOGIC	.00	.00	.00	.00
CASH INVESTED - TEXSTAR	.00	.00	.00	.00
FUND TOTALS	<u>.00</u>	<u>.00</u>	<u>.00</u>	<u>.00</u>
GRAND TOTALS	<u>54,499,232.16</u>	<u>5,814,355.44</u>	<u>8,266,347.70-</u>	<u>52,047,239.90</u>