



MONTHLY REPORT

MAY 2023

PATTY BRENNAN

COOKE COUNTY TREASURER


FINANCIAL REPORTS

June 26, 2023

In accordance with Local Government Code 114.026, this affidavit states the current cash and reports in the custody of the county treasurer as of the date of May 31, 2023.



John O. Roane,
Cooke County Judge




Pam Harrison,
Cooke County Clerk






Gary Hollowell,
Commissioner Pct. #1



Jason Snuggs,
Commissioner Pct. #2



Adam Arendt,
Commission Pct. #3



Matt Sicking,
Commissioner Pct. #4

AFFIDAVIT

STATE OF TEXAS

COUNTY OF COOKE

The members of the Commissioners' Court of Cooke County, Texas, state as follows:

The requirement of Subsection (C) of the Texas Local Government Code, §114.026 have been met for the term of May 2023. The amount of cash and other assets in the custody of the County Treasurer at the time of examination are:

Cash (includes on hand, money market accounts, and short-term investments) \$ 41,591,411.64


Other Assets (long term investments) \$ 0.00

Sworn to and subscribed this 26th day of June 2023.


John O. Roane, Cooke County Judge



Gary Hollowell, Commissioner, Pct 1


Jason Snuggs, Commissioner, Pct 2


Adam Arendt, Commissioner, Pct 3


Matt Sicking, Commissioner, Pct 4

ATTEST:


Pam Harrison, County Clerk



PRIOR MONTH ENDING BANK STATEMENT BALANCE \$5,220,523.08 154
 CLEARED DEPOSITS \$3,222,669.87 5
 CLEARED ADDITIONS \$119,705.11 5
 CLEARED CHECKS \$3,288,092.77- 542
 CLEARED DEDUCTIONS \$989,464.62- 5

CURRENT MONTH ENDING BANK STATEMENT BALANCE \$4,285,340.67

CURRENT MONTH ENDING BANK STATEMENT BALANCE \$4,285,340.67 1
 OUTSTANDING DEPOSITS \$2,830.00
 OUTSTANDING ADDITIONS \$0.00
 OUTSTANDING CHECKS \$538,664.22- 728
 OUTSTANDING DEDUCTIONS \$0.00

RECONCILED BOOK BALANCE \$3,749,506.45
 ENDING STATEMENT DATE 05/31/2023 CLERK: PB

Security Description Security Description	Rate	Maturity Date Issue Date	Original Face Current Face	Market Price Market Value	Haircut Required	CUSIP
Pledge collateral As of 06/01/23						
FEDERAL FARM CR BKS CONS BD 1.73%35	1.730000	09/10/2035 09/10/2020	2,640,000.00 2,640,000.00	72.774972 1,921,259.26	110.0000	3133EL6C3
FEDERAL FARM CR BKS CONS BD 1.95%35	1.950000	05/14/2035 05/14/2020	10,000,000.00 10,000,000.00	75.043224 7,504,322.40	110.0000	3133ELZB3
FHLMC UMBS 30Y FIXED 1.500 20510201	1.500000	02/01/2051 01/01/2021	2,614,672.00 2,368,167.03	78.004572 1,847,278.56	110.0000	3133KLAL1
FNMA MEGA ADJ SINGLE 2.560 20390901	4.505000	09/01/2039 02/01/2017	5,000,000.00 976,706.90	101.601424 992,348.12	110.0000	3138ESAM0
FNMA UMBS INT 15 YEAR 2.000 20360301	2.000000	03/01/2036 03/01/2021	5,775,000.00 4,197,573.36	89.780861 3,768,617.50	110.0000	3140QHPU3
Totals			Original Face/Par 26,029,672.00 Current Face 20,182,447.29	16,033,825.84	Market Value	
Deposit Information			Current Balance 05/31/2023 7,755,328.40	Minimum Coll. Required 8,239,323.62		
			FDIC Insurance 265,034.20	Variance 194.60%		
			Other Balance .00			
			Net Deposit 7,490,294.20			



PAGE 1 05/31/23 19:17:52
HOLDINGS BAPN032N
CC1 PROD

FEDERAL RESERVE BANK PLEDGEE

DISTRB PT J1
AS OF CLOSE OF BUSINESS 05-31-2023

PLEDGEE: COOKE COUNTY J7BM INSTITUTION ID: #J7BM
100 S. DIXON
RM. 106

GAINESVILLE TX 76240

HOLDER : 082900432 - SIMMONS PB AR

RESP FRB:H2

ACCOUNT: J78M - *COOKE COUNTY

CUSIP #

BVF

PAR

BALANCE	BOOK VALUE	
3133ELZB3 1.95 FCOR 21-35 AN 05-14-35		1.0000000000
10,000,000.00	10,000,000.00	
3133EL6C3 1.73 FCOR 21-35 AX 09-10-35		1.0000000000
2,640,000.00	2,640,000.00	
3133KLAL1 FEPC 01.500 CLRA4511 02-01-51		0.9057224100
2,614,672.00	2,368,167.03	
3138ESAM0 FNAR XX.XXX WSAL9911 09-01-39		0.1953413800
5,000,000.00	976,706.90	
3140QHPU3 FNMS 02.000 CICA9434 03-01-36		0.7268525300
5,775,000.00	4,197,573.36	
		SUBTOTAL:
26,029,672.00	20,182,447.29	
		GRAND TOTAL:
26,029,672.00	20,182,447.29	

INVESTMENTS-TEXPOOL
PATTY BRENNAN, COOKE COUNTY TREASURER
MAY 2023

ACCT NAME	BALANCE FORWARD	DEPOSITS	WITH-DRAWALS	CURRENT INTEREST	ENDING BALANCE
GENERAL	\$ 5,798,746.82	\$ -	\$ -	\$ 24,642.04	\$ 5,823,388.86
R & B -1	\$ 969,432.16	\$ -	\$ -	\$ 4,119.63	\$ 973,551.79
R & B -2	\$ 513,756.72	\$ -	\$ -	\$ 2,183.24	\$ 515,939.96
R & B -3	\$ 704,617.10	\$ -	\$ -	\$ 2,994.31	\$ 707,611.41
R & B -4	\$ 1,089,737.31	\$ -	\$ -	\$ 4,630.89	\$ 1,094,368.20
FM & L	\$ 286,195.84	\$ -	\$ -	\$ 1,216.22	\$ 287,412.06
STATE FUNDS	\$ 10,377.97	\$ -	\$ -	\$ 44.11	\$ 10,422.08
REC PRESV	\$ 66,064.67	\$ -	\$ -	\$ 280.74	\$ 66,345.41
ADULT PROB	\$ 210,326.01	\$ -	\$ -	\$ 893.79	\$ 211,219.80
COURT REP	\$ 9,738.34	\$ -	\$ -	\$ 41.39	\$ 9,779.73
PERM IMP	\$ 882,370.18	\$ -	\$ -	\$ 3,749.62	\$ 886,119.80
LAW ENFORCEMENT ED	\$ 10,949.43	\$ -	\$ -	\$ 46.57	\$ 10,996.00
JP-CH SECURITY	\$ 31,765.80	\$ -	\$ -	\$ 134.97	\$ 31,900.77
DIST CLK RECORDS MGMT	\$ 16,431.78	\$ -	\$ -	\$ 69.82	\$ 16,501.60
DIST CLK ARCHIVE	\$ 4,380.51	\$ -	\$ -	\$ 18.59	\$ 4,399.10
LAW LIBRARY	\$ 120,766.50	\$ -	\$ -	\$ 513.18	\$ 121,279.68
JP TECH	\$ 28,760.65	\$ -	\$ -	\$ 122.21	\$ 28,882.86
C H SECURITY	\$ 101,022.79	\$ -	\$ -	\$ 429.31	\$ 101,452.10
LIBRARY	\$ 26,046.48	\$ -	\$ -	\$ 110.69	\$ 26,157.17
ARCHIVE	\$ 79,812.21	\$ -	\$ -	\$ 339.15	\$ 80,151.36
DIST ATTY FORFEITURE	\$ 39,331.77	\$ -	\$ -	\$ 167.16	\$ 39,498.93
SHERIFF FORFEITURE	\$ 66,940.17	\$ -	\$ -	\$ 284.43	\$ 67,224.60
JAIL COMMISSARY	\$ 86,787.43	\$ -	\$ -	\$ 368.78	\$ 87,156.21
2004 GO-REFUNDING	\$ 105,105.01	\$ -	\$ -	\$ 446.64	\$ 105,551.65
HOTEL/MOTEL TAX	\$ 277,434.55	\$ -	\$ -	\$ 1,178.96	\$ 278,613.51
AMERICAN RESCUE GRANT	\$ 828,426.32	\$ -	\$ -	\$ 3,520.45	\$ 831,946.77
TOTAL: TREAS FUND	\$ 12,365,324.52	\$ -	\$ -	\$ 52,546.89	\$ 12,417,871.41

YEAR - TO - DATE INTEREST	BAL FORWARD:	CURRENT INT.:	BALANCE:
	\$ 242,813.22	\$ 52,546.89	\$ 295,360.11

AVG. YEILD FOR MAY 2023 5.00% MKT VALUE/ SHARI \$ 1.00

INVESTMENTS-TEX STAR
PATTY BRENNAN, COOKE COUNTY TREASURER
MAY 2023

ACCT NAME	BALANCE FORWARD	DEPOSITS	WITH-DRAWALS	CURRENT INTEREST	ENDING BALANCE
GENERAL	\$ 5,683,976.46	\$ -	\$ -	\$ 24,364.81	\$ 5,708,341.27
R & B -1	\$ 648,693.03	\$ -	\$ -	\$ 2,780.65	\$ 651,473.68
R & B -2	\$ 284,940.35	\$ -	\$ -	\$ 1,221.42	\$ 286,161.77
R & B -3	\$ 426,889.96	\$ -	\$ -	\$ 1,829.91	\$ 428,719.87
R & B -4	\$ 721,954.06	\$ -	\$ -	\$ 3,094.72	\$ 725,048.78
FM & L	\$ 273,037.31	\$ -	\$ -	\$ 1,170.39	\$ 274,207.70
ADULT PROBATION	\$ 158,878.37	\$ -	\$ -	\$ 681.02	\$ 159,559.39
PERM IMP	\$ 819,442.80	\$ -	\$ -	\$ 3,512.63	\$ 822,955.43
CC LIBRARY	\$ 25,612.78	\$ -	\$ -	\$ 109.76	\$ 25,722.54
COURTHOUSE SECURITY	\$ 101,210.13	\$ -	\$ -	\$ 433.84	\$ 101,643.97
ARCHIVE FEES	\$ 68,783.92	\$ -	\$ -	\$ 294.87	\$ 69,078.79
2012 GO REFUNDING	\$ 103,397.44	\$ -	\$ -	\$ 443.20	\$ 103,840.64
JAIL COMMISSARY	\$ 50,979.65	\$ -	\$ -	\$ 218.51	\$ 51,198.16
HOTEL/MOTEL TAX	\$ 193,564.12	\$ -	\$ -	\$ 829.72	\$ 194,393.84
AMERICAN RESCUE GRANT	\$ 678,730.93	\$ -	\$ -	\$ 2,909.44	\$ 681,640.37
TOTAL: TREAS FUND	\$ 10,240,091.31	\$ -	\$ -	\$ 43,894.89	\$ 10,283,986.20

YEAR - TO - DATE INTEREST	BAL FORWARD	CURRENT INT.	BALANCE
	\$ 202,124.26	\$ 43,894.89	\$ 246,019.15

AVG. YEILD FOR MAY 2023 5.05% MKT VALUE / SHARE \$ 1.00

INVESTMENTS-LOGIC
PATTY BRENNAN, COOKE COUNTY TREASURER
MAY 2023

ACCT NAME	BALANCE FORWARD	DEPOSITS	WITH-DRAWALS	CURRENT INTEREST	ENDING BALANCE
GENERAL	\$ 3,986,393.97	\$ -	\$ 986,000.00	\$ 13,216.85	\$ 3,013,610.82
R & B -1	\$ 988,132.34	\$ -	\$ 100,000.00	\$ 3,967.23	\$ 892,099.57
R & B -2	\$ 488,016.07	\$ -	\$ 150,000.00	\$ 1,977.60	\$ 339,993.67
R & B -3	\$ 987,301.93	\$ -	\$ 100,000.00	\$ 4,234.37	\$ 891,536.30
R & B -4	\$ 1,238,840.24	\$ -	\$ 100,000.00	\$ 5,342.40	\$ 1,144,182.64
FM & L	\$ 290,525.76	\$ -	\$ -	\$ 1,279.76	\$ 291,805.52
ADULT PROBATION	\$ 185,415.89	\$ -	\$ 50,000.00	\$ 759.40	\$ 136,175.29
PERM IMP	\$ 784,628.00	\$ -	\$ 200,000.00	\$ 3,226.83	\$ 587,854.83
LAW LIBRARY	\$ 73,716.56	\$ -	\$ -	\$ 324.73	\$ 74,041.29
COURTHOUSE SECURITY	\$ 95,958.72	\$ -	\$ -	\$ 422.71	\$ 96,381.43
CC LIBRARY	\$ 25,654.59	\$ -	\$ -	\$ 113.01	\$ 25,767.60
RECORDS MANAGEMENT	\$ 21,562.33	\$ -	\$ -	\$ 94.98	\$ 21,657.31
ARCHIVE FEES	\$ 79,010.08	\$ -	\$ -	\$ 348.05	\$ 79,358.13
DIST ATTY FORFEITURE	\$ 42,734.00	\$ -	\$ -	\$ 188.24	\$ 42,922.24
SHERIFF FOREITURE	\$ 62,746.49	\$ -	\$ -	\$ 276.39	\$ 63,022.88
JAIL COMMISSARY	\$ 30,846.95	\$ -	\$ -	\$ 135.88	\$ 30,982.83
2012 GO REFUNDING	\$ 250,047.34	\$ -	\$ -	\$ 1,101.44	\$ 251,148.78
HOTEL TAX FUND	\$ 180,768.97	\$ -	\$ -	\$ 796.30	\$ 181,565.27
AMERICAN RESCUE GRANT	\$ 684,093.50	\$ -	\$ -	\$ 3,013.46	\$ 687,106.96
TOTAL: TREAS FUND	\$ 10,496,393.73	\$ -	\$ 1,686,000.00	\$ 40,819.63	\$ 8,851,213.36

YEAR - TO - DATE INTEREST	BAL FORWARD	CURRENT INT.	BALANCE
	\$ 271,777.01	\$ 40,819.63	\$ 312,596.64

AVG. YEILD FOR MAY 2023 5.19% MKT VALU/SHARE \$ 1.00

Activity Date	Type	Description	Maturity	SK Receipt(s)	Par/Shares	Original Face	Interest/Dividend	Principal
Receipt	Security	Security			Withholding	Net Amount		
Settled/Cleared Activity								
RECEIPTS								
05/01/2023		FARMER MAC	01/25/2024		1,025,000.00	995,856.18		
		.79			.00	2,159.33		
409007516		31422XSMS			.00	998,015.51		
05/02/2023		WELLS FARGO BANK NATL ASSN	05/02/2025		249,000.00	249,000.00		
		4.80			.00	.00		
409007515		949764BP8			.00	249,000.00		
05/03/2023		MORGAN STANLEY BK N A	05/05/2025		244,000.00	244,000.00		
		4.80			.00	.00		
409007513		61690USF3			.00	244,000.00		
05/03/2023		MORGAN STANLEY PRIVATE BK NATL	05/05/2025		244,000.00	244,000.00		
		4.80			.00	.00		
409007514		61768ESV6			.00	244,000.00		
05/12/2023		FIRST TECHNOLOGY FEDERAL CREDI	05/12/2025		249,000.00	249,000.00		
		4.90			.00	.00		
409007512		33715LFE5			.00	249,000.00		
Total	RECEIPTS				2,011,000.00	1,981,856.18		2,159.33
					.00	1,984,015.51		
MATURITIES								
05/01/2023		UNITED STATES TREAS NOTE	04/30/2023		1,000,000.00	1,000,000.00		
		.125			.00	.00		
286005501		91282CBX8			.00	1,000,000.00		
Total	MATURITIES				1,000,000.00	1,000,000.00		.00
					.00	1,000,000.00		
INTEREST								
05/01/2023		UNITED STATES TREAS NOTE	04/30/2023		.00	.00		
		.125			.00	625.00		
286005501		91282CBX8			.00	625.00		
05/04/2023		CAPITAL ONE BANK USA NA CD	05/06/2024		.00	.00		
		2.65			.00	3,232.71		
409001971		14042TFT9			.00	3,232.71		
05/04/2023		CAPITAL ONE NA CD	05/06/2024		.00	.00		
		2.65			.00	3,232.71		
409001972		14042RQX2			.00	3,232.71		
05/24/2023		FEDERAL HOME LN MTG CORP	11/24/2023		.00	.00		
		.32			.00	1,600.00		
408000957		3134GXCA0			.00	1,600.00		

PNC and PNC Bank are registered marks of The PNC Financial Services Group, Inc. (PNC).
PNC makes no representations as to the accuracy or completeness of the information herein.



COOKE COUNTY
16960003

Activity Statement for Currency USD

05/01/2023 - 05/31/2023
Page 2

Activity Type	Description	Maturity	SK Receipt(s)	Par/Shares Original Face Withholding	Interest/Dividend Net Amount
Settled/Cleared Activity					
INTEREST				.00	.00
Total	INTEREST			.00	8,690.42
Upcoming Activity					
INTEREST	WELLS FARGO BANK NATL ASSN			.00	.00
06/02/2023	4.80	05/02/2025		.00	1,015.10
409007515	949764BP8			.00	1,015.10
06/12/2023	FIRST TECHNOLOGY FEDERAL CREDI			.00	.00
	4.90	05/12/2025		.00	1,036.25
409007512	33715LFEES			.00	1,036.25
Total	INTEREST			.00	.00
				.00	2,051.35
				.00	2,051.35

PNC and PNC Bank are registered marks of The PNC Financial Services Group, Inc. (PNC).
PNC makes no representations as to the accuracy or completeness of the information herein.



COOKE COUNTY
16960003

Custody Holdings for Currency USD

As of 05/31/2023
Page 3

Security Receipt	Settlement Date	Cost Basis	Par/Shares Original Face	Description Rate, Maturity	Principal Cost Market Value	Date Priced
14042RQX2	04/27/2022	100,000,000	246,000.00	CAPITAL ONE NA CD	246,000.00	05/31/2023
409001972	05/05/2022		.00	SET-UP	239,920.59	
				2.65, 05/06/2024		
14042FTF9	04/27/2022	100,000,000	246,000.00	CAPITAL ONE BANK USA NA CD	246,000.00	05/31/2023
409001971	05/05/2022		.00	SET-UP	239,920.59	
				2.65, 05/06/2024		
3134GXCA0	11/30/2021	99,645,700	1,000,000.00	FEDERAL HOME LN MTG CORP	996,457.00	05/31/2023
408000957	12/02/2021		.00	.32, 11/24/2023	975,628.40	
31422XSMS	05/01/2023	97,156,700	1,025,000.00	FARMER MAC	995,856.18	05/31/2023
409007516	05/01/2023		.00	.79, 01/25/2024	994,862.98	
33715LFE5	04/26/2023	100,000,000	249,000.00	FIRST TECHNOLOGY FEDERAL CREDI	249,000.00	05/31/2023
409007512	05/12/2023		.00	4.90, 05/12/2025	247,308.09	
61690U5F3	04/26/2023	100,000,000	244,000.00	MORGAN STANLEY BK N A	244,000.00	05/31/2023
409007513	05/03/2023		.00	4.80, 05/05/2025	241,901.52	
61768ESV6	04/26/2023	100,000,000	244,000.00	MORGAN STANLEY PRIVATE BK NATL	244,000.00	05/31/2023
409007514	05/03/2023		.00	4.80, 05/05/2025	241,901.52	
91282CDA6	03/16/2022	97,885,500	2,000,000.00	UNITED STATES TREAS NTS	1,957,710.00	05/31/2023
409001431	03/18/2022		.00	.25, 09/30/2023	1,966,328.12	
949764BP8	04/26/2023	100,000,000	249,000.00	WELLS FARGO BANK NATL ASSN	249,000.00	05/31/2023
409007515	05/02/2023		.00	4.80, 05/02/2025	246,859.84	
Total USD Par			5,503,000.00	Total USD Cost	5,428,023.18	
Total USD Original Face			5,503,000.00	Total USD Market Value	5,394,631.65	

PNC and PNC Bank are registered marks of The PNC Financial Services Group, Inc. (PNC).
PNC makes no representations as to the accuracy or completeness of the information herein.



C.D. INVESTMENTS

SIMMONS BANK

MAY 2023

<u>C.D.#</u>	<u>PURCHASE DATE</u>	<u>AMOUNT</u>	<u>MAT. DATE</u>
Library Liddell 2363	Jan 25, 2023	7,500.00	Jan 25, 2025
Library Liddell 2389	Jan 25, 2023	7,500.00	Jan 25, 2025
Library Rosenstein 5099	Dec 12, 2020	11,000.00	Dec 12, 2023
Library Rosenstein 8294	Mar 16, 2021	8,000.00	Mar 24, 2024

INT. EARNED MONTHLY:

2-Liddell CD's @ 2.25%
Rosenstein #5099 CD @ 1.00%
Rosenstein #8294 CD @ .60%

Interest is deposited into the Treasurer's Fund. The 4 Library's CDs' interest is deposited quarterly.

THE FIRST STATE BANK

<u>C.D.#</u>	<u>PURCHASE DATE</u>	<u>AMOUNT</u>	<u>MAT. DATE</u>
GEN/7619049	Dec 17, 2022	250,000.00	March 17, 2024

INT. EARNED MONTHLY:

Gen CD @ 4.00

Interest accrues monthly and is deposited monthly with depository bank into the Treasurer's Fund

FUND NAME	CHECKING ACCOUNT	CHECKING AMOUNT	TDOA ACCOUNT	TDOA AMOUNT	FUND TOTAL
2023 001 GENERAL	TREAS FUND	2,643,337.96	TEXPOOL LOGIC T-BILLS CERT DEPOS	5,798,746.82 3,000,393.97 3,683,976.46 2,959,373.43 1,728,000.00	21,813,828.64
2023 011 ROAD & BRIDGE 1	TREAS FUND	229,325.75	TEXPOOL LOGIC TEXSTAR	969,432.16 888,132.34 648,693.03	2,735,583.28
2023 012 ROAD & BRIDGE 2	TREAS FUND	285,511.04	TEXPOOL LOGIC TEXSTAR	513,756.72 338,016.07 284,940.35	1,422,224.18
2023 013 ROAD & BRIDGE 3	TREAS FUND	266,626.83	TEXPOOL LOGIC TEXSTAR	704,617.10 887,301.93 426,889.96	2,285,435.82
2023 014 ROAD & BRIDGE 4	TREAS FUND	312,780.71	TEXPOOL LOGIC TEXSTAR	1,089,737.31 1,138,840.24 721,954.06	3,263,312.32
2023 019 FM & LATERAL	TREAS FUND	20,763.07	TEXPOOL LOGIC TEXSTAR	286,195.84 290,525.76 273,037.31	870,521.98
2023 020 TUPC	TREAS FUND	36,281.46	TEXPOOL LOGIC TEXSTAR		36,281.46
2023 021 JUVENILE PROB-ISP	TREAS FUND		TEXPOOL LOGIC TEXSTAR		
2023 022 JUVENILE PROBATION	TREAS FUND	50,169.02	TEXPOOL LOGIC		50,169.02
2023 023 JUVENILE PROB. IV-E	TREAS FUND	108.14	TEXPOOL LOGIC TEXSTAR		108.14
2023 024 JUVENILE DELINQUENCY PREVENTN	TREAS FUND	29,453.81	TEXPOOL LOGIC TEXSTAR		29,453.81
2023 028 ADULT PROBATION	TREAS FUND	48,294.28	TEXPOOL LOGIC TEXSTAR	210,326.01 135,415.89 158,878.37	552,914.55
2023 029 COMMUNITY CORRECTIONS	TREAS FUND	9,155.17	TEXPOOL LOGIC		9,155.17
2023 031 CONTRACT ELECTIONS	TREAS FUND	23,365.18	TEXPOOL LOGIC		23,365.18
2023 032 DISTRICT CLERK PRESERVATION	TREAS FUND	261,207.70	TEXPOOL LOGIC		261,207.70

FUND NAME	CHECKING ACCOUNT	CHECKING AMOUNT	TDOA ACCOUNT	TDOA AMOUNT	FUND TOTAL
2023 033 COUNTY/DISTRICT TECHNOLOGY	TREAS FUND	12,336.49	TEXPOOL LOGIC TEXSTAR		12,336.49
2023 034 COURT REPORTER	TREAS FUND	20,678.94	TEXPOOL LOGIC TEXSTAR	9,738.34	30,417.28
2023 035 PERMANENT IMPROVEMENT	TREAS FUND	119,831.30	TEXPOOL LOGIC TEXSTAR STONE	882,370.18 584,628.00 819,442.80	2,406,272.28
2023 037 LAW ENFORCEMENT ED	TREAS FUND	6,836.50	TEXPOOL LOGIC TEXSTAR	10,949.43	17,785.93
2023 038 JP TECH	TREAS FUND	13,320.78	TEXPOOL LOGIC TEXSTAR	28,760.65	42,081.43
2023 040 LAW LIBRARY	TREAS FUND	28,595.43	TEXPOOL LOGIC TEXSTAR	120,766.50 73,716.56	223,078.49
2023 041 CC LIBRARY FUND	TREAS FUND	11,160.83	TEXPOOL LOGIC TEXSTAR	26,046.48 25,654.59 25,612.78	88,474.68
2023 042 CC HISTORICAL COMM.	TREAS FUND	2,600.54	TEXPOOL LOGIC TEXSTAR	31,765.80	2,600.54
2023 043 JP COURTHOUSE SECURITY	TREAS FUND	26,334.98	TEXPOOL LOGIC TEXSTAR	58,100.78	
2023 044 COURTHOUSE SECURITY	TREAS FUND	27,196.90	TEXPOOL LOGIC TEXSTAR	101,022.79 95,958.72 101,210.13	325,388.54
2023 046 CHAPTER 19	TREAS FUND	161.22-	TEXPOOL LOGIC TEXSTAR		161.22-
2023 047 CC RECORDS MANAGEMENT	TREAS FUND	17,594.98	TEXPOOL LOGIC TEXSTAR		17,594.98
2023 048 COUNTY RECORDS MANAGEMENT	TREAS FUND	7,465.07	TEXPOOL LOGIC TEXSTAR	21,562.33	29,027.40
2023 049 CC RECORDS PRESERVATION	TREAS FUND	23,250.23	TEXPOOL LOGIC TEXSTAR	66,064.67	89,314.90
2023 050 DIST CLERK RECORDS MANAGEMENT	TREAS FUND	40,053.63	TEXPOOL LOGIC TEXSTAR	16,431.78	56,485.41

DATE	FUND NAME	CHECKING ACCOUNT	CHECKING AMOUNT	TD0A ACCOUNT	TD0A AMOUNT	FUND TOTAL
2023 051	DISTRICT CLERK ARCHIVE	TREAS FUND	29,532.80	TEXPOOL LOGIC TEXSTAR	4,380.51	33,913.31
2023 052	COUNTY CLERK ARCHIVE FEE	TREAS FUND	22,070.97	TEXPOOL LOGIC TEXSTAR	79,812.21 79,010.08 68,783.92	249,677.18
2023 053	CA CHECK COLLECTING	TREAS FUND	596.18	TEXPOOL LOGIC TEXSTAR	596.18	596.18
2023 054	DA CHECK COLLECTING	TREAS FUND	375.34	TEXPOOL	375.34	375.34
2023 056	DISTRICT ATTY FORFEITURE	TREAS FUND	25,534.29	TEXPOOL LOGIC TEXSTAR	39,331.77 42,734.00	107,600.06
2023 057	D A SEIZURE FUND	TREAS FUND	177,012.90	TEXPOOL	177,012.90	177,012.90
2023 058	SHERIFF FORFEITURE	TREAS FUND	13,753.57	TEXPOOL LOGIC TEXSTAR	66,940.17 62,746.49	143,440.23
2023 059	JAIL COMMISSARY	TREAS FUND	38,541.60	TEXPOOL LOGIC TEXSTAR	86,787.43 30,846.95 50,979.65	207,155.63
2023 061	2004 GO REFUNDING DEBT SERVITREAS FUND	TREAS FUND	99,916.57	TEXPOOL LOGIC TEXSTAR	105,105.01 250,047.34 103,397.44	558,466.36
2023 088	STATE FEES	TREAS FUND	62,655.69	TEXPOOL LOGIC TEXSTAR	10,377.97	73,033.66
2023 090	OFFICER'S TRUST	TREAS FUND		TEXPOOL		
2023 091	LIBRARY TRUST - LIDDELL	TREAS FUND	1,440.27	CERT DEPOS	15,000.00	16,440.27
2023 092	LIBRARY TRUST - ROSENSTEIN	TREAS FUND	216.07	CERT DEPOS	19,000.00	19,216.07
2023 093	TAX ASSESSOR COLLECTOR ACCOU					
2023 094	COUNTY CLERK ACCOUNTS					
2023 095	DISTRICT CLERK ACCOUNTS					
2023 096	SHERIFF'S OFFICE ACCOUNTS					
2023 097	COUNTY ATTORNEY ACCOUNT					
2023 098	PAYROLL CLEARING	PAYROLL	1,306,551.18			1,306,551.18
2023 099	DISTRICT ATTORNEY RESTITUTIO					

FUND NAME	CHECKING ACCOUNT	CHECKING AMOUNT	TDOA ACCOUNT	TDOA AMOUNT	FUND TOTAL
2023 100 CHILD ABUSE PREVENTION FUND	TREAS FUND	502.48	TEXPOOL		502.48
2023 101 PRETRIAL DIVERSION	TREAS FUND	19,520.03	TEXPOOL LOGIC		19,520.03
2023 102 HOTEL OCCUPANCY TAX FUND	TREAS FUND	52,437.87	TEXPOOL LOGIC TEXSTAR	277,434.55 180,768.97 193,564.12	704,205.51
2023 103 HAVA GRANT FUND					
2023 104 AMERICAN RESCUE PROG GRANT	TREAS FUND	214,443.78	TEXPOOL LOGIC TEXSTAR	828,426.32 684,093.50 678,730.93	2,405,694.53
2023 105 JUNIOR EMS PROGRAM					
2023 106 PAUPERS CEMETERY					
2023 107 OPIOID SETTLEMENT FUNDS	TREAS FUND	63,110.12	TEXPOOL LOGIC TEXSTAR		63,110.12
TOTAL		6,179,271.81		36,137,182.99	42,316,454.80

CHECK ACCOUNT	CHECK
ACCOUNT BALANCE - TREAS FUND	4,872,720.63
ACCOUNT BALANCE - PAYROLL	1,306,551.18
	<hr/>

TOTAL 6,179,271.81

TDOA ACCOUNT	TDOA
ACCOUNT BALANCE - TEKPOOL	12,365,324.52
ACCOUNT BALANCE - LOGIC	8,810,393.73
ACCOUNT BALANCE - TEXSTAR	10,240,091.31
ACCOUNT BALANCE - T-BILLS	2,959,373.43
ACCOUNT BALANCE - CERT DEPOS	1,762,000.00
	<hr/>

TOTAL 36,137,182.99

ACCOUNT NAME	BEGINNING CASH BALANCE	CASH RECEIPTS	CASH DISBURSEMENTS	ENDING CASH BALANCE
2023 001 GENERAL - GENERAL FUND	2,524,744.59	3,147,676.05	3,029,082.68	2,643,337.96
CASH ON HAND	8,807.50	.00	.00	8,807.50
CASH INVESTED - TEXPOOL	5,798,746.82	.00	.00	5,798,746.82
CASH INVESTED - LOGIC	3,986,393.97	.00	.00	3,000,393.97
CASH INVESTED - TEXSTAR	5,683,976.46	.00	.00	5,683,976.46
CASH INVESTED - STONE CASTLE	.00	.00	.00	.00
T-BILLS - INVESTMENTS	3,959,373.43	.00	1,000,000.00	2,959,373.43
CASH INVESTMENT-CD	742,000.00	986,000.00	.00	1,728,000.00
FUND TOTALS	22,704,042.77	4,133,676.05	5,015,082.68	21,822,636.14
2023 011 ROAD & BRIDGE 1	239,430.74	128,173.69	138,278.68	229,325.75
CASH - ROAD & BRIDGE # 1	969,432.16	.00	.00	969,432.16
CASH INVESTED - LOGIC	988,132.34	.00	100,000.00	888,132.34
CASH INVESTED - TEXSTAR	648,693.03	.00	.00	648,693.03
T-BILL INVESTMENTS	.00	.00	.00	.00
FUND TOTALS	2,845,688.27	128,173.69	238,278.68	2,735,583.28
2023 012 ROAD & BRIDGE 2	245,632.43	178,173.68	138,295.07	285,511.04
CASH - ROAD & BRIDGE # 2	513,756.72	.00	.00	513,756.72
CASH INVESTED - TEXPOOL	488,016.07	.00	150,000.00	338,016.07
CASH INVESTED - LOGIC	284,940.35	.00	.00	284,940.35
T-BILL INVESTMENTS	.00	.00	.00	.00
FUND TOTALS	1,532,345.57	178,173.68	288,295.07	1,422,224.18
2023 013 ROAD & BRIDGE 3	232,479.06	225,224.67	191,076.90	266,626.83
CASH - ROAD & BRIDGE # 3	704,617.10	.00	.00	704,617.10
CASH INVESTED - TEXPOOL	987,301.93	.00	100,000.00	887,301.93
CASH INVESTED - LOGIC	426,889.96	.00	.00	426,889.96
T-BILL INVESTMENTS	.00	.00	.00	.00
FUND TOTALS	2,351,288.05	225,224.67	291,076.90	2,285,435.82
2023 014 ROAD & BRIDGE 4	277,136.79	228,628.34	192,984.42	312,780.71
CASH - ROAD & BRIDGE # 4	1,089,737.31	.00	.00	1,089,737.31
CASH INVESTED - TEXPOOL	1,238,840.24	.00	100,000.00	1,138,840.24
CASH INVESTED - LOGIC	721,954.06	.00	.00	721,954.06
T-BILL INVESTMENTS	.00	.00	.00	.00
FUND TOTALS	3,327,668.40	228,628.34	292,984.42	3,263,312.32
2023 019 FM & LATERAL	20,727.93	35.14	.00	20,763.07
CASH FM & LATERAL	286,195.84	.00	.00	286,195.84
CASH INVESTED - LOGIC	290,525.76	.00	.00	290,525.76
CASH INVESTED - TEXSTAR	273,037.31	.00	.00	273,037.31
T-BILL INVESTMENT	.00	.00	.00	.00
FUND TOTALS	870,486.84	35.14	.00	870,521.98
2023 020 TJPC	36,425.59	24,189.00	24,333.13	36,281.46
CASH - T.J.P.C.	.00	.00	.00	.00
CASH INVESTED - LOGIC	.00	.00	.00	.00
CASH INVESTED - TEXSTAR	.00	.00	.00	.00

ACCOUNT NAME	BEGINNING CASH BALANCE	CASH RECEIPTS	CASH DISBURSEMENTS	ENDING CASH BALANCE
2023 021 JUVENILE PROB-ISP	36,425.59	24,189.00	24,333.13	36,281.46
CASH - JUVENILE PROBATION INVESTMENTS	.00	.00	.00	.00
CASH INVESTED - LOGIC	.00	.00	.00	.00
CASH INVESTED - TEXSTAR	.00	.00	.00	.00
FUND TOTALS	.00	.00	.00	.00
2023 022 JUVENILE PROBATION	49,984.02	185.00	.00	50,169.02
CASH - JUV. PROB. DIV INVESTMENTS	.00	.00	.00	.00
FUND TOTALS	49,984.02	185.00	.00	50,169.02
2023 023 JUVENILE PROB. IV-E	108.14	.00	.00	108.14
CASH - IV-E	.00	.00	.00	.00
CASH INVESTED - LOGIC	.00	.00	.00	.00
CASH INVESTED - TEXSTAR	.00	.00	.00	.00
FUND TOTALS	108.14	.00	.00	108.14
2023 024 JUVENILE DELINQUENCY PREVENTN	29,453.81	.00	.00	29,453.81
CASH - JUVENILE DELINQUENCY PR INVESTMENTS	.00	.00	.00	.00
CASH INVESTED - LOGIC	.00	.00	.00	.00
CASH INVESTED - TEXSTAR	.00	.00	.00	.00
FUND TOTALS	29,453.81	.00	.00	29,453.81
2023 028 ADULT PROBATION	9,824.37	78,702.00	40,232.09	48,294.28
CASH - ADULT PROBATION	75.00	.00	.00	75.00
CASH ON HAND	210,326.01	.00	.00	210,326.01
CASH INVESTED - TEXPOOL	185,415.89	.00	50,000.00	135,415.89
CASH INVESTED - LOGIC	158,878.37	.00	.00	158,878.37
CASH INVESTED - TEXSTAR	564,519.64	78,702.00	90,232.09	552,989.55
FUND TOTALS	14,819.31	.00	5,664.14	9,155.17
2023 029 COMMUNITY CORRECTIONS	14,819.31	.00	.00	14,819.31
CASH - COMMUNITY CORRECTI INVESTMENTS	.00	.00	.00	.00
CASH INVESTED - LOGIC	.00	.00	.00	.00
FUND TOTALS	14,819.31	.00	.00	14,819.31
2023 031 CONTRACT ELECTIONS	23,048.32	316.86	.00	23,365.18
CASH - CONTRACT ELECTIONS	.00	.00	.00	.00
CASH INVESTED - TEXPOOL	.00	.00	.00	.00
CASH INVESTED - LOGIC	.00	.00	.00	.00
FUND TOTALS	23,048.32	316.86	.00	23,365.18
2023 032 DISTRICT CLERK PRESERVATION	259,898.74	20.00	1,328.96	261,207.70
CASH - DISTRICT CLERK PRESERVATI INVESTMENTS	.00	.00	.00	.00
CASH INVESTED - LOGIC	.00	.00	.00	.00
CASH INVESTED - TEXSTAR	.00	.00	.00	.00
FUND TOTALS	259,898.74	20.00	1,328.96	261,207.70
2023 033 COUNTY/DISTRICT TECHNOLOGY FUN	12,317.75	18.74	.00	12,336.49
CASH - COUNTY/DISTRICT TECH	.00	.00	.00	.00

ACCOUNT NAME	BEGINNING CASH BALANCE	CASH RECEIPTS	CASH DISBURSEMENTS	ENDING CASH BALANCE
INVESTMENTS	.00	.00	.00	.00
CASH INVESTED - LOGIC	.00	.00	.00	.00
CASH INVESTED - TEXSTAR	.00	.00	.00	.00
FUND TOTALS	12,317.75	18.74	.00	12,336.49

2023 034 COURT REPORTER				
CASH - COURT REPORTER FUND	20,871.73	.00	192.79	20,678.94
INVESTMENTS	9,738.34	.00	.00	9,738.34
CASH INVESTED - LOGIC	.00	.00	.00	.00
CASH INVESTED - TEXSTAR	.00	.00	.00	.00
FUND TOTALS	30,610.07	.00	192.79	30,417.28

2023 035 PERMANENT IMPROVEMENT				
CASH - PERMANENT IMPROVEM	80,970.18	204,101.12	165,240.00	119,831.30
CASH INVESTED - TEXPOOL	882,370.18	.00	.00	882,370.18
CASH INVESTED - LOGIC	784,628.00	.00	200,000.00	584,628.00
CASH INVESTED - TEXSTAR	819,442.80	.00	.00	819,442.80
STONE CASTLE	.00	.00	.00	.00
T-BILL INVESTMENTS	.00	.00	.00	.00
FUND TOTALS	2,567,411.16	204,101.12	365,240.00	2,406,272.28

2023 037 LAW ENFORCEMENT ED				
CASH - LAW ENFORCEMENT ED	7,816.50	.00	980.00	6,836.50
CASH INVESTED	10,949.43	.00	.00	10,949.43
CASH INVESTED - LOGIC	.00	.00	.00	.00
CASH INVESTED - TEXSTAR	.00	.00	.00	.00
FUND TOTALS	18,765.93	.00	980.00	17,785.93

2023 038 JP TECH				
CASH - J P TECH FUND	13,895.41	78.99	653.62	13,320.78
INVESTMENTS	28,760.65	.00	.00	28,760.65
CASH INVESTED - LOGIC	.00	.00	.00	.00
CASH INVESTED - TEXSTAR	.00	.00	.00	.00
FUND TOTALS	42,656.06	78.99	653.62	42,081.43

2023 040 LAW LIBRARY				
CASH - LAW LIBRARY	29,154.57	.00	559.14	28,595.43
CASH INVESTED	120,766.50	.00	.00	120,766.50
CASH INVESTED - LOGIC	73,716.56	.00	.00	73,716.56
CASH INVESTED - TEXSTAR	.00	.00	.00	.00
FUND TOTALS	223,637.63	.00	559.14	223,078.49

2023 041 CC LIBRARY FUND				
CASH - COOKE COUNTY LIBRA	12,231.37	876.75	1,947.29	11,160.83
CASH INVESTED	26,046.48	.00	.00	26,046.48
CASH INVESTED - LOGIC	25,654.59	.00	.00	25,654.59
CASH INVESTED - TEXSTAR	25,612.78	.00	.00	25,612.78
T-BILL INVESTMENTS	.00	.00	.00	.00
FUND TOTALS	89,545.22	876.75	1,947.29	88,474.68

2023 042 CC HISTORICAL COMM.				
CASH - COOKE CO. HISTORIC	2,600.54	.00	.00	2,600.54
FUND TOTALS	2,600.54	.00	.00	2,600.54

2023 043 JP COURTHOUSE SECURITY				
CASH - JP COURTHOUSE SECURITY	26,318.23	17.75	1.00	26,334.98
CASH INVESTED	31,765.80	.00	.00	31,765.80

ACCOUNT NAME	BEGINNING CASH BALANCE	CASH RECEIPTS	CASH DISBURSEMENTS	ENDING CASH BALANCE
2023 044 COURTHOUSE SECURITY				
CASH INVESTED - LOGIC	26,226.98	972.92	3.00-	27,196.90
CASH INVESTED - LOGIC	101,022.79	.00	.00	101,022.79
CASH INVESTED - TEXSTAR	95,958.72	.00	.00	95,958.72
CASH INVESTED - TEXSTAR	101,210.13	.00	.00	101,210.13
FUND TOTALS	324,418.62	972.92	3.00-	325,388.54
2023 046 CHAPTER 19				
CASH - CHAPTER 19	161.22-	159.67	159.67-	161.22-
INVESTMENTS	.00	.00	.00	.00
FUND TOTALS	161.22-	159.67	159.67-	161.22-
2023 047 CC RECORDS MANAGEMENT				
CASH - CC RECORDS MANAGEMENT	17,594.48	.50	.00	17,594.98
INVESTMENTS - TEXPOOL	.00	.00	.00	.00
FUND TOTALS	17,594.48	.50	.00	17,594.98
2023 048 COUNTY RECORDS MANAGEMENT				
CASH - RECORDS MANAGEMENT	7,311.74	153.33	.00	7,465.07
CASH INVESTED - TEXPOOL	.00	.00	.00	.00
CASH INVESTED - LOGIC	21,562.33	.00	.00	21,562.33
CASH INVESTED - TEXSTAR	.00	.00	.00	.00
FUND TOTALS	28,874.07	153.33	.00	29,027.40
2023 049 CC RECORDS PRESERVATION				
CASH - RECORDS PRESERVATION	14,103.23	9,147.00	.00	23,250.23
CASH INVESTED - TEXPOOL	66,064.67	.00	.00	66,064.67
CASH INVESTED - LOGIC	.00	.00	.00	.00
CASH INVESTED - TEXSTAR	.00	.00	.00	.00
FUND TOTALS	80,167.90	9,147.00	.00	89,314.90
2023 050 DIST CLERK RECORDS MANAGEMENT				
CASH - D C RECORDS MANAGEMENT	41,348.94	22.53	1,317.84-	40,053.63
CASH INVESTED	16,431.78	.00	.00	16,431.78
CASH INVESTED - LOGIC	.00	.00	.00	.00
CASH INVESTED - TEXSTAR	.00	.00	.00	.00
FUND TOTALS	57,780.72	22.53	1,317.84-	56,485.41
2023 051 DISTRICT CLERK ARCHIVE				
DISTRICT CLERK ARCHIVE	29,512.80	20.00	.00	29,532.80
INVESTMENTS	4,380.51	.00	.00	4,380.51
CASH INVESTED - LOGIC	.00	.00	.00	.00
CASH INVESTED - TEXSTAR	.00	.00	.00	.00
FUND TOTALS	33,893.31	20.00	.00	33,913.31
2023 052 COUNTY CLERK ARCHIVE FEE				
CASH - RECORDS ARCHIVE	20,040.97	8,650.00	6,620.00-	22,070.97
INVESTMENTS	79,812.21	.00	.00	79,812.21
CASH INVESTED - LOGIC	79,010.08	.00	.00	79,010.08
CASH INVESTED - TEXSTAR	68,783.92	.00	.00	68,783.92
FUND TOTALS	247,647.18	8,650.00	6,620.00-	249,677.18
2023 053 CA CHECK COLLECTING				
CASH - CHECK COLLECTING &	566.18	30.00	.00	596.18

ACCOUNT NAME	BEGINNING CASH BALANCE	CASH RECEIPTS	CASH DISBURSEMENTS	ENDING CASH BALANCE
2023 054 DA CHECK COLLECTING				
CASH INVESTED - LOGIC	.00	.00	.00	.00
CASH INVESTED - TEXSTAR	.00	.00	.00	.00
FUND TOTALS	566.18	30.00	.00	596.18
2023 054 DA CHECK COLLECTING				
CASH - DA CHECK COLLECTING	375.34	8,857.25	8,857.25	375.34
FUND TOTALS	375.34	8,857.25	8,857.25	375.34
2023 056 DISTRICT ATTY FORFEITURE				
CASH - D.A. FORFEITURE FU	10,500.29	15,534.00	500.00	25,534.29
CASH INVESTED - TEXPOOL	39,331.77	.00	.00	39,331.77
CASH INVESTED - LOGIC	42,734.00	.00	.00	42,734.00
CASH INVESTED - TEXSTAR	.00	.00	.00	.00
FUND TOTALS	92,566.06	15,534.00	500.00	107,600.06
2023 057 D A SEIZURE FUND				
CASH - SEIZURE-LAW	177,012.90	.00	.00	177,012.90
INVESTMENTS	.00	.00	.00	.00
FUND TOTALS	177,012.90	.00	.00	177,012.90
2023 058 SHERIFF FORFEITURE				
CASH - SHERIFF FORFEITURE	17,585.38	.00	3,831.81	13,753.57
INVESTMENTS	66,940.17	.00	.00	66,940.17
CASH INVESTED - LOGIC	62,746.49	.00	.00	62,746.49
CASH INVESTED - TEXSTAR	.00	.00	.00	.00
FUND TOTALS	147,272.04	.00	3,831.81	143,440.23
2023 059 JAIL COMMISSARY				
CASH - JAIL COMMISSARY	31,962.99	6,970.90	392.29	38,541.60
CASH INVESTED - TEXPOOL	86,787.43	.00	.00	86,787.43
CASH INVESTED - LOGIC	30,846.95	.00	.00	30,846.95
CASH INVESTED - TEXSTAR	30,979.65	.00	.00	30,979.65
FUND TOTALS	200,577.02	6,970.90	392.29	207,155.63
2023 061 2004 GO REFUNDING DEBT SERVICE				
CASH - 2004 GO REFUNDING D/S	94,970.74	4,945.83	.00	99,916.57
CASH INVESTED - TEXPOOL	105,105.01	.00	.00	105,105.01
CASH INVESTED - LOGIC	250,047.34	.00	.00	250,047.34
CASH INVESTED - TEXSTAR	103,397.44	.00	.00	103,397.44
T-BILL INVESTMENTS	.00	.00	.00	.00
FUND TOTALS	553,520.53	4,945.83	.00	558,466.36
2023 088 STATE FEES				
CASH - STATE FEES	26,880.27	35,829.42	54.00	62,655.69
CASH INVESTED - LOGIC	10,377.97	.00	.00	10,377.97
CASH INVESTED - TEXSTAR	.00	.00	.00	.00
FUND TOTALS	37,258.24	35,829.42	54.00	73,033.66
2023 090 OFFICER'S TRUST				
CASH-OFFICERS TRUST	.00	.00	.00	.00
CASH INVESTED - LOGIC	.00	.00	.00	.00
CASH INVESTED - LOGIC	.00	.00	.00	.00
FUND TOTALS	.00	.00	.00	.00
2023 091 LIBRARY TRUST - LIDDELL				
CASH-LIBRARY TRUST/LIDDELL	1,440.27	.00	.00	1,440.27

ACCOUNT NAME	BEGINNING CASH BALANCE	CASH RECEIPTS	CASH DISBURSEMENTS	ENDING CASH BALANCE
2023 092 LIBRARY TRUST - ROSENSTEIN	216.07	.00	.00	216.07
CASH-LIBRARY TRUST/ROSENSTEIN	19,000.00	.00	.00	19,000.00
CD INVESTMENT	19,216.07	.00	.00	19,216.07
FUND TOTALS	16,440.27	.00	.00	16,440.27
2023 093 TAX ASSESSOR COLLECTOR ACCOUNT	58,528.46	.00	.00	58,528.46
CASH - TAC PML-BOAT SALES TAX	6,975.57	.00	.00	6,975.57
CASH - TAC CREDIT CARDS	498,938.09	.00	.00	498,938.09
CASH - TAC TX DOT/COUNTY-STATE	00	.00	.00	00
CASH - TAC IRP ACCOUNT	00	.00	.00	00
CASH - TAC IVTRS ACCOUNT	10,863.25	.00	.00	10,863.25
CASH - TAC SALES TAX FUND-MVD	135,702.45	.00	.00	135,702.45
CASH - TAC PML-BOAT TITLE-REG	738.00	.00	.00	738.00
CSH - TAC BEVERAGE-VOTER REG	534.20	.00	.00	534.20
FUND TOTALS	712,280.02	.00	.00	712,280.02
2023 094 COUNTY CLERK ACCOUNTS	55,800.00	.00	.00	55,800.00
CASH - COUNTY CLERK BONDS	1,109,225.80	.00	.00	1,109,225.80
CASH - COUNTY CLERK REGISTRY	62,679.33	.00	.00	62,679.33
FUND TOTALS	1,227,705.13	.00	.00	1,227,705.13
2023 095 DISTRICT CLERK ACCOUNTS	124,500.00	.00	.00	124,500.00
CASH - DISTRICT CLERK BOND	1,223,277.00	.00	.00	1,223,277.00
CASH - DISTRICT CLERK REGISTRY	1,084,768.07	.00	.00	1,084,768.07
CASH INVESTMENT - CD	2,432,545.07	.00	.00	2,432,545.07
FUND TOTALS	61,000.00	.00	.00	61,000.00
2023 096 SHERIFF'S OFFICE ACCOUNTS	20,793.96	.00	.00	20,793.96
CASH - SHERIFF'S BOND ACCOUNT	81,793.96	.00	.00	81,793.96
FUND TOTALS	1,407.00	.00	.00	1,407.00
2023 097 COUNTY ATTORNEY ACCOUNT	1,407.00	.00	.00	1,407.00
CASH - CNTY ATTORNEY HOT CHECK	00	.00	.00	00
COUNTY ATTORNEY - RESTITUTION	1,407.00	.00	.00	1,407.00
FUND TOTALS	1,306,551.18	.00	.00	1,306,551.18
2023 098 PAYROLL CLEARING	00	.00	.00	00
CASH - PAYROLL CLEARING	00	.00	.00	00
INVESTMENTS	00	.00	.00	00
FUND TOTALS	1,306,551.18	.00	.00	1,306,551.18
2023 099 DISTRICT ATTORNEY RESTITUTION	00	.00	.00	00
CASH - DISTRICT ATTORNEY RESTI	00	.00	.00	00
FUND TOTALS	502.48	.00	.00	502.48
2023 100 CHILD ABUSE PREVENTION FUND	502.48	.00	.00	502.48
CASH-CHILD ABUSE PREVENTION	00	.00	.00	00
CASH INVESTED	502.48	.00	.00	502.48
FUND TOTALS	19,320.03	200.00	.00	19,520.03
2023 101 PRETRIAL DIVERSION	19,320.03	200.00	.00	19,520.03
CASH-PRETRIAL DIVERSION				

ACCOUNT NAME	BEGINNING CASH BALANCE	CASH RECEIPTS	CASH DISBURSEMENTS	ENDING CASH BALANCE
2023 102 HOTEL OCCUPANCY TAX FUND	84,317.17	30,192.68	62,071.98	52,437.87
CASH - HOTEL OCCUPANCY TAX	277,434.55	.00	.00	277,434.55
CASH INVESTED - TEXPOOL	180,768.97	.00	.00	180,768.97
CASH INVESTED - LOGIC	193,564.12	.00	.00	193,564.12
CASH INVESTED - TEXSTAR	736,084.81	30,192.68	62,071.98	704,205.51
FUND TOTALS				
2023 103 HAVA GRANT FUND	.00	.00	.00	.00
CASH - HAVA GRANT FUND	.00	.00	.00	.00
CASH INVESTED - TEXPOOL	.00	.00	.00	.00
CASH INVESTED - LOGIC	.00	.00	.00	.00
CASH INVESTED - TEXSTAR	.00	.00	.00	.00
FUND TOTALS	.00	.00	.00	.00
2023 104 AMERICAN RESCUE PROG GRANT	287,287.00	.00	72,843.22	214,443.78
CASH - AMERICAN RESCUE PROG GR	828,426.32	.00	.00	828,426.32
CASH INVESTED - TEXPOOL	684,093.50	.00	.00	684,093.50
CASH INVESTED - LOGIC	678,730.93	.00	.00	678,730.93
CASH INVESTED - TEXSTAR	2,478,537.75	.00	72,843.22	2,405,694.53
FUND TOTALS				
2023 105 JUNIOR EMS PROGRAM	564.50	.00	.00	564.50
CASH - JUNIOR EMS PROGRAM	564.50	.00	.00	564.50
FUND TOTALS	564.50	.00	.00	564.50
2023 106 PAUPERS CEMETERY	26,990.00	.00	10,765.00	16,225.00
CASH - PAUPERS CEMETERY	26,990.00	.00	10,765.00	16,225.00
FUND TOTALS	26,990.00	.00	10,765.00	16,225.00
2023 107 OPIOID SETTLEMENT FUNDS	63,110.12	.00	.00	63,110.12
CASH - OPIOID SETTLEMENT FUNDS	.00	.00	.00	.00
CASH INVESTED - LOGIC	.00	.00	.00	.00
CASH INVESTED - TEXSTAR	.00	.00	.00	.00
FUND TOTALS	63,110.12	.00	.00	63,110.12
GRAND TOTALS	46,951,468.95	6,630,654.99	6,784,265.97	46,797,857.98