



MONTHLY REPORT

AUGUST 2023


PATTY BRENNAN


COOKE COUNTY TREASURER

FINANCIAL REPORTS

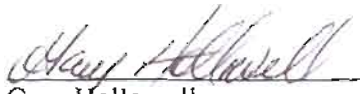
September 25, 2023


In accordance with Local Government Code 114.026, this affidavit states the current cash and reports in the custody of the county treasurer as of the date of August 31, 2023.



John O. Roane,
Cooke County Judge


Pam Harrison,
Cooke County Clerk




Gary Hollowell,
Commissioner Pct. #1


Jason Snuggs,
Commissioner Pct. #2


Adam Arendt,
Commission Pct. #3


Matt Sicking,
Commissioner Pct. #4

AFFIDAVIT

STATE OF TEXAS

COUNTY OF COOKE

The members of the Commissioners' Court of Cooke County, Texas, state as follows:

The requirement of Subsection (C) of the Texas Local Government Code, §114.026 have been met for the term of August 2023. The amount of cash and other assets in the custody of the County Treasurer at the time of examination are:

Cash (includes on hand, money market accounts, and short-term investments) \$ 37,947,620.79

Other Assets (long term investments) \$ 0.00


Sworn to and subscribed this 25th day of September 2023.


John O. Roane, Cooke County Judge


Gary Hollowell, Commissioner, Pct 1


Jason Snuggs, Commissioner, Pct 2


Adam Arendt, Commissioner, Pct 3


Matt Sicking, Commissioner, Pct 4

ATTEST:


Pam Harrison, County Clerk



| Security Description | Rate | Maturity Date | Original Face | Market Price | Haircut Required | CUSIP |
|----------------------------------|-------------|---------------|--|---|-------------------------|-----------|
| Pledge collateral As of 09/01/23 | | | | | | |
| FEDERAL FARM CR BKS | | 09/10/2035 | 2,640,000.00 | 71.354176 | 110.0000 | 3133EL6C3 |
| CONS BD 1.73%35 | 1.730000 | 09/10/2020 | 2,640,000.00 | 1,883,750.25 | | |
| FEDERAL FARM CR BKS | | 05/14/2035 | 10,000,000.00 | 73.676162 | 110.0000 | 3133ELZB3 |
| CONS BD 1.95%35 | 1.950000 | 05/14/2020 | 10,000,000.00 | 7,367,616.20 | | |
| FHLMC UMBS | 30Y FIXED | 02/01/2051 | 2,614,672.00 | 75.756402 | 110.0000 | 3133KLA11 |
| 1.500 20510201 | | 01/01/2021 | 2,352,845.02 | 1,782,430.73 | | |
| FNMA MEGA | ADJ SINGLE | 09/01/2039 | 5,000,000.00 | 101.501341 | 110.0000 | 3138ESAM0 |
| 2.560 20390901 | | 02/01/2017 | 944,554.60 | 958,735.59 | | |
| FNMA UMBS | INT 15 YEAR | 03/01/2036 | 5,775,000.00 | 88.398346 | 110.0000 | 3140QHPU3 |
| 2.000 20360301 | | 03/01/2021 | 4,028,720.56 | 3,561,322.34 | | |
| Totals | | | Original Face/Par 26,029,672.00 | 15,553,855.11 | Market Value | |
| Deposit Information | | | Current Balance 08/31/2023 9,357,707.95 | Minimum Coll. Required 10,001,940.10 | Variance 155.51% | |
| | | | FDIC Insurance 265,035.13 | Other Balance .00 | | |
| | | | Net Deposit 9,092,672.82 | | | |



PAGE 1 08/31/23 19:17:00
HOLDINGS BAPN032N
CC3 PROD

FEDERAL RESERVE BANK PLEDGEE

DISTRB PT J1
AS OF CLOSE OF BUSINESS 08-31-2023

PLEDGEE: COOKE COUNTY J7BM INSTITUTION ID: #J7BM
100 S. DIXON
RM. 106

GAINESVILLE TX 76240

HOLDER : 082900432 - SIMMONS PB AR

RESP FRB:H2

ACCOUNT: J7BM - *COOKE COUNTY

CUSIP #

BVF

PAR

| BALANCE | BOOK VALUE | |
|---|---------------|--------------|
| 3133ELZB3 1.95 FCOR 21-35 AN 05-14-35 | | 1.0000000000 |
| 10,000,000.00 | 10,000,000.00 | |
| 3133EL6C3 1.73 FCOR 21-35 AX 09-10-35 | | 1.0000000000 |
| 2,640,000.00 | 2,640,000.00 | |
| 3133KLAL1 FEPC 01.500 CLRA4511 02-01-51 | | 0.8998624000 |
| 2,614,672.00 | 2,352,845.02 | |
| 3138ESAM0 FNAR XX.XXX WSAL9911 09-01-39 | | 0.1889109200 |
| 5,000,000.00 | 944,554.60 | |
| 3140QHPU3 FNMS 02.000 CICA9434 03-01-36 | | 0.6976139500 |
| 5,775,000.00 | 4,028,720.56 | |
| | | SUBTOTAL: |
| 26,029,672.00 | 19,966,120.18 | |
| | | GRAND TOTAL: |
| 26,029,672.00 | 19,966,120.18 | |

PRIOR MONTH ENDING BANK STATEMENT BALANCE \$4,180,682.97 167
 CLEARED DEPOSITS \$2,548,120.74 7
 CLEARED ADDITIONS \$113,978.87 400
 CLEARED CHECKS \$2,709,259.38- 3
 CLEARED DEDUCTIONS \$14,779.62-

CURRENT MONTH ENDING BANK STATEMENT BALANCE \$4,118,743.58

CURRENT MONTH ENDING BANK STATEMENT BALANCE \$4,118,743.58
 OUTSTANDING DEPOSITS \$512.49 2
 OUTSTANDING ADDITIONS \$.00
 OUTSTANDING CHECKS \$892,752.97- 845
 OUTSTANDING DEDUCTIONS \$.00

RECONCILED BOOK BALANCE \$3,226,503.10
 ENDING STATEMENT DATE 08/31/2023 CLERK: PB

C.D. INVESTMENTS

SIMMONS BANK

August 2023

| <u>C.D.#</u> | <u>PURCHASE DATE</u> | <u>AMOUNT</u> | <u>MAT. DATE</u> |
|-------------------------|----------------------|---------------|------------------|
| Library Liddell 2363 | Jan 25, 2023 | 7,500.00 | Jan 25, 2025 |
| Library Liddell 2389 | Jan 25, 2023 | 7,500.00 | Jan 25, 2025 |
| Library Rosenstein 5099 | Dec 12, 2020 | 11,000.00 | Dec 12, 2023 |
| Library Rosenstein 8294 | Mar 16, 2021 | 8,000.00 | Mar 24, 2024 |

INT. EARNED MONTHLY:

2-Liddell CD's @ 2.25%
Rosenstein #5099 CD @ 1.00%
Rosenstein #8294 CD @ .60%

Interest is deposited into the Treasurer's Fund. The 4 Library's CDs' interest is deposited quarterly.

THE FIRST STATE BANK

| <u>C.D.#</u> | <u>PURCHASE DATE</u> | <u>AMOUNT</u> | <u>MAT. DATE</u> |
|--------------|----------------------|---------------|------------------|
| GEN/7619049 | Dec 17, 2022 | 250,000.00 | March 17, 2024 |

INT. EARNED MONTHLY:

Gen CD @ 4.00

Interest accrues monthly and is deposited monthly with depository bank into the Treasurer's Fund

INVESTMENTS-TEXPOOL
PATTY BRENNAN, COOKE COUNTY TREASURER
AUGUST 2023

| ACCT NAME | BALANCE FORWARD | DEPOSITS | WITH-DRAWALS | CURRENT INTEREST | ENDING BALANCE |
|--------------------------|-------------------------|-------------|----------------------|---------------------|-------------------------|
| GENERAL | \$ 4,867,559.15 | \$ - | \$ - | \$ 21,930.28 | \$ 4,889,489.43 |
| R & B -1 | \$ 981,850.29 | \$ - | \$ 200,000.00 | \$ 3,986.71 | \$ 785,837.00 |
| R & B -2 | \$ 444,927.70 | \$ - | \$ 200,000.00 | \$ 1,567.66 | \$ 246,495.36 |
| R & B -3 | \$ 713,643.04 | \$ - | \$ 250,000.00 | \$ 2,669.04 | \$ 466,312.08 |
| R & B -4 | \$ 1,103,696.57 | \$ - | \$ - | \$ 4,972.59 | \$ 1,108,669.16 |
| FM & L | \$ 289,861.95 | \$ - | \$ - | \$ 1,305.93 | \$ 291,167.88 |
| STATE FUNDS | \$ 10,510.89 | \$ - | \$ - | \$ 47.37 | \$ 10,558.26 |
| REC PRESV | \$ 66,910.88 | \$ - | \$ - | \$ 301.47 | \$ 67,212.35 |
| ADULT PROB | \$ 213,020.24 | \$ - | \$ - | \$ 959.74 | \$ 213,979.98 |
| COURT REP | \$ 9,863.07 | \$ - | \$ - | \$ 44.41 | \$ 9,907.48 |
| PERM IMP | \$ 893,673.05 | \$ - | \$ - | \$ 4,026.35 | \$ 897,699.40 |
| LAW ENFORCEMENT ED | \$ 11,089.72 | \$ - | \$ - | \$ 49.98 | \$ 11,139.70 |
| JP-CH SECURITY | \$ 32,172.75 | \$ - | \$ - | \$ 144.99 | \$ 32,317.74 |
| DIST CLK RECORDS MGMT | \$ 16,642.24 | \$ - | \$ - | \$ 75.02 | \$ 16,717.26 |
| DIST CLK ARCHIVE | \$ 4,436.68 | \$ - | \$ - | \$ 19.99 | \$ 4,456.67 |
| LAW LIBRARY | \$ 122,313.54 | \$ - | \$ - | \$ 551.07 | \$ 122,864.61 |
| JP TECH | \$ 29,129.06 | \$ - | \$ - | \$ 131.25 | \$ 29,260.31 |
| C H SECURITY | \$ 102,316.88 | \$ - | \$ - | \$ 460.96 | \$ 102,777.84 |
| LIBRARY | \$ 18,351.98 | \$ - | \$ - | \$ 82.75 | \$ 18,434.73 |
| ARCHIVE | \$ 80,834.57 | \$ - | \$ - | \$ 364.19 | \$ 81,198.76 |
| DIST ATTY FORFEITURE | \$ 39,835.66 | \$ - | \$ - | \$ 179.49 | \$ 40,015.15 |
| SHERIFF FORFEITURE | \$ 67,797.65 | \$ - | \$ - | \$ 305.44 | \$ 68,103.09 |
| JAIL COMMISSARY | \$ 87,899.15 | \$ - | \$ - | \$ 396.01 | \$ 88,295.16 |
| 2004 GO-REFUNDING | \$ 106,451.38 | \$ - | \$ - | \$ 479.62 | \$ 106,931.00 |
| HOTEL/MOTEL TAX | \$ 280,988.38 | \$ - | \$ - | \$ 1,265.98 | \$ 282,254.36 |
| AMERICAN RESCUE GRANT | \$ 738,491.48 | \$ - | \$ - | \$ 3,327.26 | \$ 741,818.74 |
| TOTAL: TREAS FUND | \$ 11,334,267.95 | \$ - | \$ 650,000.00 | \$ 49,645.55 | \$ 10,733,913.50 |

| YEAR - TO - DATE INTEREST | BAL FORWARD: | CURRENT INT.: | BALANCE: |
|---------------------------|---------------|---------------|---------------|
| | \$ 394,756.65 | \$ 49,645.55 | \$ 444,402.20 |

AVG. YEILD FOR AUG 2023 5.30% MKT VALUE/ SHAR: \$ 1.00

INVESTMENTS-TEX STAR
 PATTY BRENNAN, COOKE COUNTY TREASURER
 AUGUST 2023

| ACCT NAME | BALANCE FORWARD | DEPOSITS | WITH-DRAWALS | CURRENT INTEREST | ENDING BALANCE |
|--------------------------|------------------------|-------------|---------------------|---------------------|------------------------|
| GENERAL | \$ 4,751,589.77 | \$ - | \$ - | \$ 21,378.15 | \$ 4,772,967.92 |
| R & B -1 | \$ 657,032.97 | \$ - | \$ - | \$ 2,956.10 | \$ 659,989.07 |
| R & B -2 | \$ 288,603.72 | \$ - | \$ - | \$ 1,298.46 | \$ 289,902.18 |
| R & B -3 | \$ 432,378.33 | \$ - | \$ - | \$ 1,945.33 | \$ 434,323.66 |
| R & B -4 | \$ 731,235.92 | \$ - | \$ - | \$ 3,289.95 | \$ 734,525.87 |
| FM & L | \$ 276,547.66 | \$ - | \$ - | \$ 1,244.24 | \$ 277,791.90 |
| ADULT PROBATION | \$ 160,921.00 | \$ - | \$ - | \$ 723.99 | \$ 161,644.99 |
| PERM IMP | \$ 829,978.07 | \$ - | \$ - | \$ 3,734.22 | \$ 833,712.29 |
| CC LIBRARY | \$ 17,913.96 | \$ - | \$ - | \$ 80.62 | \$ 17,994.58 |
| TJPC | \$ 25,028.64 | \$ - | \$ 25,028.64 | \$ 36.28 | \$ 36.28 |
| COURTHOUSE SECURITY | \$ 102,511.33 | \$ - | \$ - | \$ 461.21 | \$ 102,972.54 |
| ARCHIVE FEES | \$ 69,668.28 | \$ - | \$ - | \$ 313.46 | \$ 69,981.74 |
| 2012 GO REFUNDING | \$ 104,726.75 | \$ - | \$ - | \$ 471.18 | \$ 105,197.93 |
| JAIL COMMISSARY | \$ 51,635.02 | \$ - | \$ - | \$ 232.31 | \$ 51,867.33 |
| HOTEL/MOTEL TAX | \$ 196,052.67 | \$ - | \$ - | \$ 882.08 | \$ 196,934.75 |
| AMERICAN RESCUE GRANT | \$ 687,457.07 | \$ - | \$ - | \$ 3,092.96 | \$ 690,550.03 |
| TOTAL: TREAS FUND | <u>\$ 9,383,281.16</u> | <u>\$ -</u> | <u>\$ 25,028.64</u> | <u>\$ 42,140.54</u> | <u>\$ 9,400,393.06</u> |

| | | | |
|---------------------------|---------------|--------------|---------------|
| YEAR - TO - DATE INTEREST | BAL FORWARD | CURRENT INT. | BALANCE |
| | \$ 328,314.11 | \$ 42,140.54 | \$ 370,454.65 |

AVG. YEILD FOR AUG 2023 5.30% MKT VALUE / SHARE \$ 1.00

INVESTMENTS-LOGIC
PATTY BRENNAN, COOKE COUNTY TREASURER
AUGUST 2023

| ACCT NAME | BALANCE FORWARD | DEPOSITS | WITH-DRAWALS | CURRENT INTEREST | ENDING BALANCE |
|--------------------------|------------------------|-------------|----------------------|---------------------|------------------------|
| GENERAL | \$ 3,040,244.61 | \$ - | \$ - | \$ 14,129.77 | \$ 3,054,374.38 |
| R & B -1 | \$ 739,347.16 | \$ - | \$ - | \$ 3,436.15 | \$ 742,783.31 |
| R & B -2 | \$ 217,851.27 | \$ - | \$ - | \$ 1,012.47 | \$ 218,863.74 |
| R & B -3 | \$ 768,814.25 | \$ - | \$ - | \$ 3,573.12 | \$ 772,387.37 |
| R & B -4 | \$ 1,124,259.39 | \$ - | \$ 250,000.00 | \$ 4,661.17 | \$ 878,920.56 |
| FM & L | \$ 294,384.43 | \$ - | \$ - | \$ 1,368.20 | \$ 295,752.63 |
| TJPC | \$ 25,029.44 | \$ - | \$ 25,029.44 | \$ 37.37 | \$ 37.37 |
| ADULT PROBATION | \$ 137,378.77 | \$ - | \$ - | \$ 638.48 | \$ 138,017.25 |
| PERM IMP | \$ 593,050.22 | \$ - | \$ - | \$ 2,756.23 | \$ 595,806.45 |
| LAW LIBRARY | \$ 74,695.66 | \$ - | \$ - | \$ 347.15 | \$ 75,042.81 |
| COURTHOUSE SECURITY | \$ 97,233.24 | \$ - | \$ - | \$ 451.91 | \$ 97,685.15 |
| CC LIBRARY | \$ 17,966.24 | \$ - | \$ - | \$ 83.49 | \$ 18,049.73 |
| RECORDS MANAGEMENT | \$ 21,848.71 | \$ - | \$ - | \$ 101.54 | \$ 21,950.25 |
| ARCHIVE FEES | \$ 80,059.50 | \$ - | \$ - | \$ 372.09 | \$ 80,431.59 |
| DIST ATTY FORFEITURE | \$ 43,301.59 | \$ - | \$ - | \$ 201.25 | \$ 43,502.84 |
| SHERIFF FOREITURE | \$ 63,579.88 | \$ - | \$ - | \$ 295.47 | \$ 63,875.35 |
| JAIL COMMISSARY | \$ 31,256.67 | \$ - | \$ - | \$ 145.27 | \$ 31,401.94 |
| 2012 GO REFUNDING | \$ 253,368.38 | \$ - | \$ 12,000.00 | \$ 1,145.10 | \$ 242,513.48 |
| HOTEL TAX FUND | \$ 183,169.93 | \$ - | \$ - | \$ 851.30 | \$ 184,021.23 |
| AMERICAN RESCUE GRANT | \$ 693,179.48 | \$ - | \$ - | \$ 3,221.58 | \$ 696,401.06 |
| TOTAL: TREAS FUND | \$ 8,500,018.82 | \$ - | \$ 287,029.44 | \$ 38,829.11 | \$ 8,251,818.49 |

| | | | |
|---------------------------|---------------|--------------|---------------|
| YEAR - TO - DATE INTEREST | BAL FORWARD | CURRENT INT. | BALANCE |
| | \$ 389,402.10 | \$ 38,829.11 | \$ 428,231.21 |

AVG. YEILD FOR AUG 2023 5.47% MKT VALU/SHARE \$ 1.00

| Security Receipt | Trade Date | Cost Basis | Par/Shares Original Face | Description Rate, Maturity | Principal Cost Market Value | Date Priced |
|--------------------------------|------------|------------|--------------------------|--------------------------------|-----------------------------|-------------|
| 14042RQX2 | 04/27/2022 | 100.000000 | 246,000.00 | CAPITAL ONE NA CD | 246,000.00 | |
| 409001972 | 05/05/2022 | | .00 | 2.65, 05/06/2024 | 241,376.02 | 08/31/2023 |
| 14042FT9 | 04/27/2022 | 100.000000 | 246,000.00 | CAPITAL ONE BANK USA NA CD | 246,000.00 | |
| 409001971 | 05/05/2022 | | .00 | 2.65, 05/06/2024 | 241,376.02 | 08/31/2023 |
| 3134GXCA0 | 11/30/2021 | 99.645700 | 1,000,000.00 | FEDERAL HOME LN MTG CORP | 996,457.00 | |
| 408000957 | 12/02/2021 | | .00 | .32, 11/24/2023 | 987,725.31 | 08/31/2023 |
| 31422XSMS5 | 05/01/2023 | 97.156700 | 1,025,000.00 | FARMER MAC | 995,856.18 | |
| 409007516 | 05/01/2023 | | .00 | .79, 01/25/2024 | 1,005,250.88 | 08/31/2023 |
| 33715LFE5 | 04/26/2023 | 100.000000 | 249,000.00 | FIRST TECHNOLOGY FEDERAL CREDI | 249,000.00 | |
| 409007512 | 05/12/2023 | | .00 | 4.90, 05/12/2025 | 246,553.94 | 08/31/2023 |
| 61690USF3 | 04/26/2023 | 100.000000 | 244,000.00 | MORGAN STANLEY BK N A | 244,000.00 | |
| 409007513 | 05/03/2023 | | .00 | 4.80, 05/05/2025 | 241,236.85 | 08/31/2023 |
| 61768ESV6 | 04/26/2023 | 100.000000 | 244,000.00 | MORGAN STANLEY PRIVATE BK NATL | 244,000.00 | |
| 409007514 | 05/03/2023 | | .00 | 4.80, 05/05/2025 | 241,236.85 | 08/31/2023 |
| 91282CDA6 | 03/16/2022 | 97.885500 | 2,000,000.00 | UNITED STATES TREAS NTS | 1,957,710.00 | |
| 409001431 | 03/18/2022 | | .00 | .25, 09/30/2023 | 1,991,813.62 | 08/31/2023 |
| 949764BP8 | 04/26/2023 | 100.000000 | 249,000.00 | WELLS FARGO BANK NATL ASSN | 249,000.00 | |
| 409007515 | 05/02/2023 | | .00 | 4.80, 05/02/2025 | 246,182.67 | 08/31/2023 |
| Total USD Par | | | 5,503,000.00 | Total USD Cost | 5,428,023.18 | |
| Total USD Original Face | | | 5,503,000.00 | Total USD Market Value | 5,442,752.16 | |

PNC and PNC Bank are registered marks of The PNC Financial Services Group, Inc. (PNC).
PNC makes no representations as to the accuracy or completeness of the information herein.



| Activity Type | Description | Maturity | S/K Receipt(s) | Par/Shares Original Face Withholding | Interest/Dividend Net Amount | Principal Dividend |
|---------------------------------|--------------------------------|------------|----------------|--|---------------------------------|-----------------------|
| Settled/Cleared Activity | | | | | | |
| INTEREST | WELLS FARGO BANK NATL ASSN | | | | | |
| 08/02/2023 | 4.80 | 05/02/2025 | | .00 | | .00 |
| 409007515 | 949764BP8 | | | .00 | | 1,015.10 |
| | FIRST TECHNOLOGY FEDERAL CREDI | | | .00 | | 1,015.10 |
| 08/14/2023 | 4.90 | 05/12/2025 | | .00 | | .00 |
| 409007512 | 33715LFE5 | | | .00 | | 1,036.25 |
| | INTEREST | | | .00 | | 1,036.25 |
| Total | | | | .00 | | 2,051.35 |
| | | | | .00 | | 2,051.35 |
| Upcoming Activity | | | | | | |
| INTEREST | WELLS FARGO BANK NATL ASSN | | | | | |
| 09/05/2023 | 4.80 | 05/02/2025 | | .00 | | .00 |
| 409007515 | 949764BP8 | | | .00 | | 1,015.10 |
| | FIRST TECHNOLOGY FEDERAL CREDI | | | .00 | | .00 |
| 09/12/2023 | 4.90 | 05/12/2025 | | .00 | | 1,036.25 |
| 409007512 | 33715LFE5 | | | .00 | | 1,036.25 |
| | INTEREST | | | .00 | | .00 |
| Total | | | | .00 | | 2,051.35 |
| | | | | .00 | | 2,051.35 |

PNC and PNC Bank are registered marks of The PNC Financial Services Group, Inc. (PNC).
PNC makes no representations as to the accuracy or completeness of the information herein.



COMBINED STATEMENT OF CASH POSITION FOR AUGUST

| FUND NAME | CHECKING ACCOUNT | CHECKING AMOUNT | TDOA ACCOUNT | TDOA AMOUNT | FUND TOTAL |
|--|------------------|-----------------|---|--|---------------|
| 2023 001 GENERAL | TREAS FUND | 451,003.34 | TEXPOOL LOGIC TEXSTAR T-BILLS CERT DEPOS | 4,889,489.43 3,054,374.38 4,772,967.92 3,957,388.94 1,728,000.00 | 18,853,224.01 |
| 2023 011 ROAD & BRIDGE 1 | TREAS FUND | 206,761.85 | TEXPOOL LOGIC TEXSTAR | 785,837.00 742,783.31 659,989.07 | 2,395,371.23 |
| 2023 012 ROAD & BRIDGE 2 | TREAS FUND | 177,947.33 | TEXPOOL LOGIC TEXSTAR | 246,495.36 218,863.74 289,902.18 | 933,208.61 |
| 2023 013 ROAD & BRIDGE 3 | TREAS FUND | 232,940.04 | TEXPOOL LOGIC TEXSTAR | 466,312.08 772,387.37 434,323.66 | 1,905,963.15 |
| 2023 014 ROAD & BRIDGE 4 | TREAS FUND | 240,312.45 | TEXPOOL LOGIC TEXSTAR | 1,108,669.16 878,920.56 734,525.87 | 2,962,428.04 |
| 2023 019 FM & LATERAL | TREAS FUND | 21,007.96 | TEXPOOL LOGIC TEXSTAR | 291,167.88 295,752.63 277,791.90 | 885,720.37 |
| 2023 020 T3PC | TREAS FUND | 11,436.02 | TEXPOOL LOGIC TEXSTAR | 37.37 36.28 | 11,509.67 |
| 2023 021 JUVENILE PROB-ISP | TREAS FUND | | TEXPOOL LOGIC TEXSTAR | | |
| 2023 022 JUVENILE PROBATION | TREAS FUND | 88,541.58 | TEXPOOL LOGIC | | 88,541.58 |
| 2023 023 JUVENILE PROB. IV-E | TREAS FUND | 109.24 | TEXPOOL LOGIC TEXSTAR | | 109.24 |
| 2023 024 JUVENILE DELINQUENCY PREVENTN | TREAS FUND | 33,076.98 | TEXPOOL LOGIC TEXSTAR | | 33,076.98 |
| 2023 028 ADULT PROBATION | TREAS FUND | 8,747.94 | TEXPOOL LOGIC TEXSTAR | 213,979.98 138,017.25 161,644.99 | 522,390.16 |
| 2023 029 COMMUNITY CORRECTIONS | TREAS FUND | 5,686.04 | TEXPOOL LOGIC | | 5,686.04 |
| 2023 031 CONTRACT ELECTIONS | TREAS FUND | 29,693.61 | TEXPOOL LOGIC | | 29,693.61 |
| 2023 032 DISTRICT CLERK PRESERVATION | TREAS FUND | 265,890.30 | TEXPOOL LOGIC | | 265,890.30 |

| DATE | FUND NAME | CHECKING ACCOUNT | CHECKING AMOUNT | TDOA ACCOUNT | TDOA AMOUNT | FUND TOTAL |
|----------|-------------------------------|------------------|-----------------|-----------------------------|--|--------------|
| 2023 033 | COUNTY/DISTRICT TECHNOLOGY | TREAS FUND | 12,856.56 | TEXPOOL LOGIC TEXSTAR | | 12,856.56 |
| 2023 034 | COURT REPORTER | TREAS FUND | 23,895.03 | TEXPOOL LOGIC TEXSTAR | 9,907.48 | 33,802.51 |
| 2023 035 | PERMANENT IMPROVEMENT | TREAS FUND | 1,086,648.45 | TEXPOOL LOGIC TEXSTAR STONE | 897,699.40 595,806.45 833,712.29 | 3,413,866.59 |
| 2023 037 | LAW ENFORCEMENT ED | TREAS FUND | 5,983.78 | TEXPOOL LOGIC TEXSTAR | 11,139.70 | 17,123.48 |
| 2023 038 | JP TECH | TREAS FUND | 10,167.86 | TEXPOOL LOGIC TEXSTAR | 29,260.31 | 39,428.17 |
| 2023 040 | LAW LIBRARY | TREAS FUND | 35,832.52 | TEXPOOL LOGIC TEXSTAR | 122,864.61 75,042.81 | 233,739.94 |
| 2023 041 | CC LIBRARY FUND | TREAS FUND | 40,339.58 | TEXPOOL LOGIC TEXSTAR | 18,434.73 18,049.73 17,994.58 | 94,818.62 |
| 2023 042 | CC HISTORICAL COMM. | TREAS FUND | 2,627.83 | TEXPOOL LOGIC TEXSTAR | 32,317.74 | 2,627.83 |
| 2023 043 | JP COURTHOUSE SECURITY | TREAS FUND | 29,860.50 | TEXPOOL LOGIC TEXSTAR | 62,178.24 | 62,178.24 |
| 2023 044 | COURTHOUSE SECURITY | TREAS FUND | 28,963.83 | TEXPOOL LOGIC TEXSTAR | 102,777.84 97,685.15 102,972.54 | 332,399.36 |
| 2023 046 | CHAPTER 19 | TREAS FUND | 108.43- | TEXPOOL LOGIC TEXSTAR | 108.43- | 108.43- |
| 2023 047 | CC RECORDS MANAGEMENT | TREAS FUND | 20,134.64 | TEXPOOL LOGIC TEXSTAR | 20,134.64 | 20,134.64 |
| 2023 048 | COUNTY RECORDS MANAGEMENT | TREAS FUND | 6,653.92 | TEXPOOL LOGIC TEXSTAR | 21,950.25 | 28,604.17 |
| 2023 049 | CC RECORDS PRESERVATION | TREAS FUND | 47,084.43 | TEXPOOL LOGIC TEXSTAR | 67,212.35 | 114,296.78 |
| 2023 050 | DIST CLERK RECORDS MANAGEMENT | TREAS FUND | 46,634.68 | TEXPOOL LOGIC TEXSTAR | 16,717.26 | 63,351.94 |

| FUND NAME | CHECKING ACCOUNT | CHECKING AMOUNT | TD0A ACCOUNT | TD0A AMOUNT | FUND TOTAL |
|---|------------------|-----------------|-----------------------|--|--------------|
| 2023 051 DISTRICT CLERK ARCHIVE | TREAS FUND | 29,863.10 | TEXPOOL LOGIC TEXSTAR | 4,456.67 | 34,319.77 |
| 2023 052 COUNTY CLERK ARCHIVE FEE | TREAS FUND | 24,633.87 | TEXPOOL LOGIC TEXSTAR | 81,198.76 80,431.59 69,981.74 | 256,245.96 |
| 2023 053 CA CHECK COLLECTING | TREAS FUND | 896.18 | TEXPOOL LOGIC TEXSTAR | 896.18 | 896.18 |
| 2023 054 DA CHECK COLLECTING | TREAS FUND | 525.92 | TEXPOOL LOGIC TEXSTAR | 525.92 | 525.92 |
| 2023 056 DISTRICT ATTY FORFEITURE | TREAS FUND | 15,521.51 | TEXPOOL LOGIC TEXSTAR | 40,015.15 43,502.84 | 99,039.50 |
| 2023 057 D A SEIZURE FUND | TREAS FUND | 206,137.90 | TEXPOOL LOGIC TEXSTAR | 68,103.09 63,875.35 | 206,137.90 |
| 2023 058 SHERIFF FORFEITURE | TREAS FUND | 10,998.88 | TEXPOOL LOGIC TEXSTAR | 88,295.16 31,401.94 51,867.33 | 142,977.32 |
| 2023 059 JAIL COMMISSARY | TREAS FUND | 48,151.71 | TEXPOOL LOGIC TEXSTAR | 106,931.00 242,513.48 105,197.93 | 219,716.14 |
| 2023 061 2004 GO REFUNDING DEBT SERVITREAS FUND | TREAS FUND | 115,728.66 | TEXPOOL LOGIC TEXSTAR | 570,371.07 | 570,371.07 |
| 2023 088 STATE FEES | TREAS FUND | 54,676.79 | TEXPOOL LOGIC TEXSTAR | 10,558.26 | 65,235.05 |
| 2023 090 OFFICER'S TRUST | TREAS FUND | | TEXPOOL | | |
| 2023 091 LIBRARY TRUST - LIDDELL | TREAS FUND | 1,539.45 | CERT DEPOS | 15,000.00 | 16,539.45 |
| 2023 092 LIBRARY TRUST - ROSENSTEIN | TREAS FUND | 258.25 | CERT DEPOS | 19,000.00 | 19,258.25 |
| 2023 093 TAX ASSESSOR COLLECTOR ACCOU | | | | | |
| 2023 094 COUNTY CLERK ACCOUNTS | | | | | |
| 2023 095 DISTRICT CLERK ACCOUNTS | | | | | |
| 2023 096 SHERIFF'S OFFICE ACCOUNTS | | | | | |
| 2023 097 COUNTY ATTORNEY ACCOUNT | | | | | |
| 2023 098 PAYROLL CLEARING | PAYROLL | 2,551,230.09 | | | 2,551,230.09 |
| 2023 099 DISTRICT ATTORNEY RESTITUTIO | | | | | |

COMBINED STATEMENT OF CASH POSITION FOR AUGUST

| FUND NAME | CHECKING ACCOUNT | CHECKING AMOUNT | TDOA ACCOUNT | TDOA AMOUNT | FUND TOTAL |
|--------------------------------------|------------------|-----------------|---------------|---------------|---------------|
| 2023 100 CHILD ABUSE PREVENTION FUND | TREAS FUND | 507.74 | TEXPOOL LOGIC | | 507.74 |
| 2023 101 PRETRIAL DIVERSION | TREAS FUND | 20,620.03 | TEXPOOL LOGIC | | 20,620.03 |
| 2023 102 HOTEL OCCUPANCY TAX FUND | TREAS FUND | 61,713.87 | TEXPOOL LOGIC | 282,254.36 | 724,924.21 |
| | | | LOGIC | 184,021.23 | |
| | | | TEXSTAR | 196,934.75 | |
| 2023 103 HAVA GRANT FUND | | | | | |
| 2023 104 AMERICAN RESCUE PROG GRANT | TREAS FUND | 56,581.43 | TEXPOOL LOGIC | 741,818.74 | 2,185,351.26 |
| | | | LOGIC | 696,401.06 | |
| | | | TEXSTAR | 690,550.03 | |
| 2023 105 JUNIOR EMS PROGRAM | TREAS FUND | 566.19 | | | 566.19 |
| 2023 106 PAUPERS CEMETERY | TREAS FUND | 16,835.57 | | | 16,835.57 |
| 2023 107 OPIOID SETTLEMENT FUNDS | TREAS FUND | 63,773.22 | TEXPOOL LOGIC | | 63,773.22 |
| | | | TEXSTAR | | |
| TOTAL | | 5,919,709.62 | | 34,105,513.99 | 40,025,223.61 |

| | |
|------------------------------|--------------|
| CHECK ACCOUNT | CHECK |
| ACCOUNT BALANCE - TREAS FUND | 3,368,479.53 |
| ACCOUNT BALANCE - PAYROLL | 2,551,230.09 |
| | <hr/> |

| | |
|-------|--------------|
| TOTAL | 5,919,709.62 |
|-------|--------------|

| | |
|------------------------------|---------------|
| TDOA ACCOUNT | TDOA |
| ACCOUNT BALANCE - TEXPOOL | 10,733,913.50 |
| ACCOUNT BALANCE - LOGIC | 8,251,818.49 |
| ACCOUNT BALANCE - TEXSTAR | 9,400,393.06 |
| ACCOUNT BALANCE - T-BILLS | 3,957,388.94 |
| ACCOUNT BALANCE - CERT DEPOS | 1,762,000.00 |
| | <hr/> |

| | |
|-------|---------------|
| TOTAL | 34,105,513.99 |
|-------|---------------|

| ACCOUNT NAME | BEGINNING CASH BALANCE | CASH RECEIPTS | CASH DISBURSEMENTS | ENDING CASH BALANCE |
|---------------------------------|------------------------|---------------|--------------------|---------------------|
| 2023 001 GENERAL - GENERAL FUND | 890,963.20 | 1,361,743.03 | 1,821,702.89 | 451,003.34 |
| CASH ON HAND | 8,807.50 | .00 | .00 | 8,807.50 |
| CASH INVESTED - TEXPOOL | 4,867,559.15 | 21,930.28 | .00 | 4,889,489.43 |
| CASH INVESTED - LOGIC | 3,040,244.61 | 14,129.77 | .00 | 3,054,374.38 |
| CASH INVESTED - TEXSTAR | 4,751,589.77 | 21,378.15 | .00 | 4,772,967.92 |
| CASH INVESTED - STONE CASTLE | 3,957,388.94 | .00 | .00 | 3,957,388.94 |
| T-BILLS - INVESTMENTS | 1,728,000.00 | .00 | .00 | 1,728,000.00 |
| CASH INVESTMENT-CD | 19,244,553.17 | .00 | .00 | 19,244,553.17 |
| FUND TOTALS | 19,244,553.17 | 1,439,181.23 | 1,821,702.89 | 18,862,031.51 |
| 2023 011 ROAD & BRIDGE 1 | 175,467.72 | 220,514.81 | 189,220.68 | 206,761.85 |
| CASH - ROAD & BRIDGE # 1 | 981,850.29 | 3,986.71 | 200,000.00 | 785,837.00 |
| CASH INVESTED - TEXPOOL | 739,347.16 | 3,436.15 | .00 | 742,783.31 |
| CASH INVESTED - LOGIC | 657,032.97 | 2,956.10 | .00 | 659,989.07 |
| CASH INVESTED - TEXSTAR | .00 | .00 | .00 | .00 |
| T-BILL INVESTMENTS | .00 | .00 | .00 | .00 |
| FUND TOTALS | 2,553,698.14 | 230,893.77 | 389,220.68 | 2,395,371.23 |
| 2023 012 ROAD & BRIDGE 2 | 165,310.57 | 220,479.81 | 207,843.05 | 177,947.33 |
| CASH - ROAD & BRIDGE # 2 | 444,927.70 | 1,567.66 | 200,000.00 | 246,495.36 |
| CASH INVESTED - TEXPOOL | 217,851.27 | 1,012.47 | .00 | 218,863.74 |
| CASH INVESTED - LOGIC | 288,603.72 | 1,298.46 | .00 | 289,902.18 |
| CASH INVESTED - TEXSTAR | .00 | .00 | .00 | .00 |
| T-BILL INVESTMENTS | .00 | .00 | .00 | .00 |
| FUND TOTALS | 1,116,693.26 | 224,358.40 | 407,843.05 | 933,208.61 |
| 2023 013 ROAD & BRIDGE 3 | 177,115.01 | 295,479.77 | 239,654.74 | 232,940.04 |
| CASH - ROAD & BRIDGE # 3 | 713,643.04 | 2,669.04 | 250,000.00 | 466,312.08 |
| CASH INVESTED - TEXPOOL | 768,814.25 | 3,573.12 | .00 | 772,387.37 |
| CASH INVESTED - LOGIC | 432,378.33 | 1,945.33 | .00 | 434,323.66 |
| CASH INVESTED - TEXSTAR | .00 | .00 | .00 | .00 |
| T-BILL INVESTMENTS | .00 | .00 | .00 | .00 |
| FUND TOTALS | 2,091,950.63 | 303,667.26 | 489,654.74 | 1,905,963.15 |
| 2023 014 ROAD & BRIDGE 4 | 176,156.09 | 270,479.82 | 206,323.46 | 240,312.45 |
| CASH - ROAD & BRIDGE # 4 | 1,103,696.57 | 4,972.59 | .00 | 1,108,669.16 |
| CASH INVESTED - TEXPOOL | 1,124,259.39 | 4,661.17 | 250,000.00 | 878,920.56 |
| CASH INVESTED - LOGIC | 731,235.92 | 3,289.95 | .00 | 734,525.87 |
| CASH INVESTED - TEXSTAR | .00 | .00 | .00 | .00 |
| T-BILL INVESTMENTS | .00 | .00 | .00 | .00 |
| FUND TOTALS | 3,135,347.97 | 283,403.53 | 456,323.46 | 2,962,428.04 |
| 2023 019 FM & LATERAL | 21,007.96 | 1,305.93 | .00 | 21,007.96 |
| CASH - FM & LATERAL | 289,861.95 | 1,368.20 | .00 | 291,167.88 |
| CASH INVESTED - LOGIC | 1,294,384.43 | 1,244.24 | .00 | 295,752.63 |
| CASH INVESTED - TEXSTAR | 276,547.66 | .00 | .00 | 277,791.90 |
| T-BILL INVESTMENT | .00 | .00 | .00 | .00 |
| FUND TOTALS | 881,802.00 | 3,918.37 | .00 | 885,720.37 |
| 2023 020 TUPC | 32,401.78 | 50,058.08 | 71,023.84 | 11,436.02 |
| CASH - T.J.P.C. | 75,029.44 | 37.37 | 75,029.44 | 37.37 |
| CASH INVESTED - LOGIC | 75,028.64 | 36.28 | 75,028.64 | 36.28 |
| CASH INVESTED - TEXSTAR | .00 | .00 | .00 | .00 |

| ACCOUNT NAME | BEGINNING CASH BALANCE | CASH RECEIPTS | CASH DISBURSEMENTS | ENDING CASH BALANCE |
|---|------------------------|---------------|--------------------|---------------------|
| 2023 021 JUVENILE PROB-ISP | 182,459.86 | 50,131.73 | 221,081.92 | 11,509.67 |
| CASH - JUVENILE PROBATION | .00 | .00 | .00 | .00 |
| INVESTMENTS | .00 | .00 | .00 | .00 |
| CASH INVESTED - LOGIC | .00 | .00 | .00 | .00 |
| CASH INVESTED - TEXSTAR | .00 | .00 | .00 | .00 |
| FUND TOTALS | .00 | .00 | .00 | .00 |
| 2023 022 JUVENILE PROBATION | 92,667.93 | 318.65 | 4,445.00 | 88,541.58 |
| CASH - JUV. PROB. DIV | .00 | .00 | .00 | .00 |
| INVESTMENTS | .00 | .00 | .00 | .00 |
| CASH INVESTED - LOGIC | .00 | .00 | .00 | .00 |
| CASH INVESTED - TEXSTAR | .00 | .00 | .00 | .00 |
| FUND TOTALS | 92,667.93 | 318.65 | 4,445.00 | 88,541.58 |
| 2023 023 JUVENILE PROB. IV-E | 109.24 | .00 | .00 | 109.24 |
| CASH - IV-E | .00 | .00 | .00 | .00 |
| CASH INVESTED | .00 | .00 | .00 | .00 |
| CASH INVESTED - LOGIC | .00 | .00 | .00 | .00 |
| CASH INVESTED - TEXSTAR | .00 | .00 | .00 | .00 |
| FUND TOTALS | 109.24 | .00 | .00 | 109.24 |
| 2023 024 JUVENILE DELINQUENCY PREVENTN | 33,076.98 | .00 | .00 | 33,076.98 |
| CASH - JUVENILE DELINQUENCY PR | .00 | .00 | .00 | .00 |
| INVESTMENTS | .00 | .00 | .00 | .00 |
| CASH INVESTED - LOGIC | .00 | .00 | .00 | .00 |
| CASH INVESTED - TEXSTAR | .00 | .00 | .00 | .00 |
| FUND TOTALS | 33,076.98 | .00 | .00 | 33,076.98 |
| 2023 028 ADULT PROBATION | 17,464.29 | 28,150.54 | 36,866.89 | 8,747.94 |
| CASH ON HAND | 75.00 | .00 | .00 | 75.00 |
| CASH INVESTED - TEXPOOL | 213,020.24 | 959.74 | .00 | 213,979.98 |
| CASH INVESTED - LOGIC | 137,378.77 | 638.48 | .00 | 138,017.25 |
| CASH INVESTED - TEXSTAR | 160,921.00 | 723.99 | .00 | 161,644.99 |
| FUND TOTALS | 528,859.30 | 30,472.75 | 36,866.89 | 522,465.16 |
| 2023 029 COMMUNITY CORRECTIONS | 11,350.18 | .00 | 5,664.14 | 5,686.04 |
| CASH - COMMUNITY CORRECTI | .00 | .00 | .00 | .00 |
| INVESTMENTS | .00 | .00 | .00 | .00 |
| CASH INVESTED - LOGIC | .00 | .00 | .00 | .00 |
| FUND TOTALS | 11,350.18 | .00 | 5,664.14 | 5,686.04 |
| 2023 031 CONTRACT ELECTIONS | 29,693.61 | .00 | .00 | 29,693.61 |
| CASH - CONTRACT ELECTIONS | .61 | .00 | .00 | .61 |
| CASH INVESTED - TEXPOOL | .00 | .00 | .00 | .00 |
| CASH INVESTED - LOGIC | .00 | .00 | .00 | .00 |
| FUND TOTALS | 29,693.61 | .00 | .00 | 29,693.61 |
| 2023 032 DISTRICT CLERK PRESERVATION | 265,128.84 | .00 | 761.46 | 265,890.30 |
| CASH - DISTRICT CLERK PRESERVATI | .00 | .00 | .00 | .00 |
| INVESTMENTS | .00 | .00 | .00 | .00 |
| CASH INVESTED - LOGIC | .00 | .00 | .00 | .00 |
| CASH INVESTED - TEXSTAR | .00 | .00 | .00 | .00 |
| FUND TOTALS | 265,128.84 | .00 | 761.46 | 265,890.30 |
| 2023 033 COUNTY/DISTRICT TECHNOLOGY FUN | 12,840.67 | 15.89 | .00 | 12,856.56 |
| CASH - COUNTY/DISTRICT TECH | .00 | .00 | .00 | .00 |

| ACCOUNT NAME | BEGINNING CASH BALANCE | CASH RECEIPTS | CASH DISBURSEMENTS | ENDING CASH BALANCE |
|--|------------------------|---------------|--------------------|---------------------|
| 2023 034 COURT REPORTER INVESTMENTS - LOGIC | 12,840.67 | 15.89 | .00 | 12,856.56 |
| CASH INVESTED - TEXSTAR | .00 | .00 | .00 | .00 |
| FUND TOTALS | 12,840.67 | 15.89 | .00 | 12,856.56 |
| 2023 034 COURT REPORTER INVESTMENTS - LOGIC | 22,493.87 | 1,786.74 | 385.58 | 23,895.03 |
| CASH INVESTED - LOGIC | 9,863.07 | 44.41 | .00 | 9,907.48 |
| CASH INVESTED - TEXSTAR | .00 | .00 | .00 | .00 |
| FUND TOTALS | 32,356.94 | 1,831.15 | 385.58 | 33,802.51 |
| 2023 035 PERMANENT IMPROVEMENT PERMANENT IMPROVEM | 1,089,384.52 | 5,063.93 | 7,800.00 | 1,086,648.45 |
| CASH INVESTED - TEXPOOL | 893,673.05 | 4,026.35 | .00 | 897,699.40 |
| CASH INVESTED - LOGIC | 593,050.22 | 2,756.23 | .00 | 595,806.45 |
| CASH INVESTED - TEXSTAR | 829,978.07 | 3,734.22 | .00 | 833,712.29 |
| STONE CASTLE T-BILL INVESTMENTS | .00 | .00 | .00 | .00 |
| FUND TOTALS | 3,406,085.86 | 15,580.73 | 7,800.00 | 3,413,866.59 |
| 2023 037 LAW ENFORCEMENT ED LAW ENFORCEMENT ED | 6,333.78 | .00 | 350.00 | 5,983.78 |
| CASH INVESTED - LOGIC | 11,089.72 | 49.98 | .00 | 11,139.70 |
| CASH INVESTED - TEXSTAR | .00 | .00 | .00 | .00 |
| FUND TOTALS | 17,423.50 | 49.98 | 350.00 | 17,123.48 |
| 2023 038 JP TECH J P TECH FUND | 12,079.36 | 57.87 | 1,969.37 | 10,167.86 |
| CASH INVESTED - LOGIC | 29,129.06 | 131.25 | .00 | 29,260.31 |
| CASH INVESTED - TEXSTAR | .00 | .00 | .00 | .00 |
| FUND TOTALS | 41,208.42 | 189.12 | 1,969.37 | 39,428.17 |
| 2023 040 LAW LIBRARY LAW LIBRARY | 33,890.23 | 2,501.43 | 559.14 | 35,832.52 |
| CASH INVESTED | 122,313.54 | 551.07 | .00 | 122,864.61 |
| CASH INVESTED - LOGIC | 74,693.66 | 347.15 | .00 | 75,042.81 |
| CASH INVESTED - TEXSTAR | .00 | .00 | .00 | .00 |
| FUND TOTALS | 230,899.43 | 3,399.65 | 559.14 | 233,739.94 |
| 2023 041 CC LIBRARY FUND COOKE COUNTY LIBRA | 17,534.89 | 25,877.30 | 3,072.61 | 40,339.58 |
| CASH INVESTED | 18,351.98 | 82.75 | .00 | 18,434.73 |
| CASH INVESTED - LOGIC | 17,966.24 | 83.49 | .00 | 18,049.73 |
| CASH INVESTED - TEXSTAR | 17,913.96 | 80.62 | .00 | 17,994.58 |
| T-BILL INVESTMENTS | .00 | .00 | .00 | .00 |
| FUND TOTALS | 71,767.07 | 26,124.16 | 3,072.61 | 94,818.62 |
| 2023 042 CC HISTORICAL COMM. COOKE CO. HISTORIC | 2,627.83 | .00 | .00 | 2,627.83 |
| CASH INVESTED | 2,627.83 | .00 | .00 | 2,627.83 |
| FUND TOTALS | 2,627.83 | .00 | .00 | 2,627.83 |
| 2023 043 JP COURTHOUSE SECURITY JP COURTHOUSE SECURITY | 29,846.03 | 14.47 | .00 | 29,860.50 |
| CASH INVESTED | 32,172.75 | 144.99 | .00 | 32,317.74 |

| ACCOUNT NAME | BEGINNING CASH BALANCE | CASH RECEIPTS | CASH DISBURSEMENTS | ENDING CASH BALANCE |
|--|------------------------|---------------|--------------------|---------------------|
| 2023 044 COURTHOUSE SECURITY | 62,018.78 | 159.46 | .00 | 62,178.24 |
| CASH INVESTED - LOGIC | .00 | .00 | .00 | .00 |
| CASH INVESTED - TEXSTAR | .00 | .00 | .00 | .00 |
| FUND TOTALS | 62,018.78 | 159.46 | .00 | 62,178.24 |
| 2023 046 CHAPTER 19 | 108.45 | 159.69 | 159.67 | 108.43 |
| CASH - CHAPTER 19 | .00 | .00 | .00 | .00 |
| INVESTMENTS | 108.45 | 159.69 | 159.67 | 108.43 |
| FUND TOTALS | 108.45 | 159.69 | 159.67 | 108.43 |
| 2023 047 CC RECORDS MANAGEMENT | 19,352.61 | 782.03 | .00 | 20,134.64 |
| CASH - CC RECORDS MANAGEMENT | .00 | .00 | .00 | .00 |
| INVESTMENTS - TEXPOOL | 19,352.61 | 782.03 | .00 | 20,134.64 |
| FUND TOTALS | 19,352.61 | 782.03 | .00 | 20,134.64 |
| 2023 048 COUNTY RECORDS MANAGEMENT | 6,534.50 | 119.42 | .00 | 6,653.92 |
| CASH - RECORDS MANAGEMENT | .00 | .00 | .00 | .00 |
| CASH INVESTED - TEXPOOL | 6,534.50 | 119.42 | .00 | 6,653.92 |
| CASH INVESTED - LOGIC | 21,848.71 | 101.54 | .00 | 21,950.25 |
| CASH INVESTED - TEXSTAR | .00 | .00 | .00 | .00 |
| FUND TOTALS | 28,383.21 | 220.96 | .00 | 28,604.17 |
| 2023 049 CC RECORDS PRESERVATION | 39,169.43 | 7,915.00 | .00 | 47,084.43 |
| CASH - RECORDS PRESERVATION | .00 | .00 | .00 | .00 |
| CASH INVESTED - TEXPOOL | 39,169.43 | 7,915.00 | .00 | 47,084.43 |
| CASH INVESTED - LOGIC | 66,910.88 | 301.47 | .00 | 67,212.35 |
| CASH INVESTED - TEXSTAR | .00 | .00 | .00 | .00 |
| FUND TOTALS | 106,080.31 | 8,216.47 | .00 | 114,296.78 |
| 2023 050 DIST CLERK RECORDS MANAGEMENT | 45,371.96 | 1,262.72 | .00 | 46,634.68 |
| CASH - D C RECORDS MANAGEMENT | .00 | .00 | .00 | .00 |
| CASH INVESTED | 45,371.96 | 1,262.72 | .00 | 46,634.68 |
| CASH INVESTED - LOGIC | 16,642.24 | 75.02 | .00 | 16,717.26 |
| CASH INVESTED - TEXSTAR | .00 | .00 | .00 | .00 |
| FUND TOTALS | 62,014.20 | 1,337.74 | .00 | 63,351.94 |
| 2023 051 DISTRICT CLERK ARCHIVE | 29,863.10 | .00 | .00 | 29,863.10 |
| DISTRICT CLERK ARCHIVE | 29,863.10 | .00 | .00 | 29,863.10 |
| INVESTMENTS | 4,436.68 | 19.99 | .00 | 4,456.67 |
| CASH INVESTED - LOGIC | .00 | .00 | .00 | .00 |
| CASH INVESTED - TEXSTAR | .00 | .00 | .00 | .00 |
| FUND TOTALS | 34,299.78 | 19.99 | .00 | 34,319.77 |
| 2023 052 COUNTY CLERK ARCHIVE FEE | 23,783.87 | 7,470.00 | 5,620.00 | 24,633.87 |
| CASH - RECORDS ARCHIVE | 80,834.57 | 364.19 | .00 | 81,198.76 |
| INVESTMENTS | 80,059.50 | 372.09 | .00 | 80,431.59 |
| CASH INVESTED - LOGIC | 69,668.28 | 313.46 | .00 | 69,981.74 |
| CASH INVESTED - TEXSTAR | 254,346.22 | 8,519.74 | 6,620.00 | 256,245.96 |
| FUND TOTALS | 224,082.16 | 12,069.48 | 12,240.00 | 223,911.64 |
| 2023 053 CA CHECK COLLECTING | 896.18 | .00 | .00 | 896.18 |
| CASH - CHECK COLLECTING & | 896.18 | .00 | .00 | 896.18 |

| ACCOUNT NAME | BEGINNING CASH BALANCE | CASH RECEIPTS | CASH DISBURSEMENTS | ENDING CASH BALANCE |
|---|------------------------|---------------|--------------------|---------------------|
| 2023 054 DA CHECK COLLECTING | 375.34 | 10,358.00 | 10,207.42 | 525.92 |
| CASH - DA CHECK COLLECTING | .00 | .00 | .00 | .00 |
| CASH INVESTED - LOGIC | .00 | .00 | .00 | .00 |
| CASH INVESTED - TEXSTAR | .00 | .00 | .00 | .00 |
| FUND TOTALS | 896.18 | .00 | .00 | 896.18 |
| 2023 056 DISTRICT ATTY FORFEITURE | 22,239.88 | .00 | 6,718.37 | 15,521.51 |
| CASH - D.A. FORFEITURE FU | 39,835.66 | 179.49 | .00 | 40,015.15 |
| CASH INVESTED - TEXPOOL | 43,301.59 | 201.25 | .00 | 43,502.84 |
| CASH INVESTED - LOGIC | .00 | .00 | .00 | .00 |
| CASH INVESTED - TEXSTAR | .00 | .00 | .00 | .00 |
| FUND TOTALS | 105,377.13 | 380.74 | 6,718.37 | 99,039.50 |
| 2023 057 D A SEIZURE FUND | 206,137.90 | .00 | .00 | 206,137.90 |
| CASH - SEIZURE-LAW | .00 | .00 | .00 | .00 |
| INVESTMENTS | .00 | .00 | .00 | .00 |
| FUND TOTALS | 206,137.90 | .00 | .00 | 206,137.90 |
| 2023 058 SHERIFF FORFEITURE | 11,299.87 | .00 | 300.99 | 10,998.88 |
| CASH - SHERIFF FORFEITURE | 67,797.65 | 305.44 | .00 | 68,103.09 |
| INVESTMENTS | 63,579.88 | 295.47 | .00 | 63,875.35 |
| CASH INVESTED - LOGIC | .00 | .00 | .00 | .00 |
| CASH INVESTED - TEXSTAR | .00 | .00 | .00 | .00 |
| FUND TOTALS | 142,677.40 | 600.91 | 300.99 | 142,977.32 |
| 2023 059 JAIL COMMISSARY | 44,708.13 | 3,835.87 | 392.29 | 48,151.71 |
| CASH - JAIL COMMISSARY | 87,899.15 | 396.01 | .00 | 88,295.16 |
| CASH INVESTED - TEXPOOL | 31,256.67 | 145.27 | .00 | 31,401.94 |
| CASH INVESTED - LOGIC | 51,635.02 | 232.31 | .00 | 51,867.33 |
| CASH INVESTED - TEXSTAR | .00 | .00 | .00 | .00 |
| FUND TOTALS | 215,498.97 | 4,609.46 | 392.29 | 219,716.14 |
| 2023 061 2004 GO REFUNDING DEBT SERVICE | 111,324.95 | 16,378.71 | 11,975.00 | 115,728.66 |
| CASH - 2004 GO REFUNDING D/S | 106,451.38 | 479.62 | .00 | 106,931.00 |
| CASH INVESTED - TEXPOOL | 253,368.38 | 1,145.10 | 12,000.00 | 242,513.48 |
| CASH INVESTED - LOGIC | 104,726.75 | 471.18 | .00 | 105,197.93 |
| CASH INVESTED - TEXSTAR | .00 | .00 | .00 | .00 |
| T-BILL INVESTMENTS | .00 | .00 | .00 | .00 |
| FUND TOTALS | 575,871.46 | 18,474.61 | 23,975.00 | 570,371.07 |
| 2023 088 STATE FEES | 21,764.85 | 32,959.31 | 47.37 | 54,676.79 |
| CASH - STATE FEES | 10,510.89 | 47.37 | .00 | 10,558.26 |
| CASH INVESTED - LOGIC | .00 | .00 | .00 | .00 |
| CASH INVESTED - TEXSTAR | .00 | .00 | .00 | .00 |
| FUND TOTALS | 32,275.74 | 33,006.68 | 47.37 | 65,235.05 |
| 2023 090 OFFICER'S TRUST | .00 | .00 | .00 | .00 |
| CASH-OFFICERS TRUST | .00 | .00 | .00 | .00 |
| CASH INVESTED | .00 | .00 | .00 | .00 |
| CASH INVESTED - LOGIC | .00 | .00 | .00 | .00 |
| FUND TOTALS | .00 | .00 | .00 | .00 |
| 2023 091 LIBRARY TRUST - LIDDELL | 1,539.45 | .00 | .00 | 1,539.45 |
| CASH-LIBRARY TRUST/LIDDELL | .00 | .00 | .00 | .00 |

| ACCOUNT NAME | BEGINNING CASH BALANCE | CASH RECEIPTS | CASH DISBURSEMENTS | ENDING CASH BALANCE |
|---|------------------------|---------------|--------------------|---------------------|
| 2023 092 LIBRARY TRUST - ROSENSTEIN | 258.25 | .00 | .00 | 258.25 |
| CASH-LIBRARY TRUST/ROSENSTEIN | 19,000.00 | .00 | .00 | 19,000.00 |
| CD INVESTMENT | 19,258.25 | .00 | .00 | 19,258.25 |
| FUND TOTALS | 19,258.25 | .00 | .00 | 19,258.25 |
| 2023 093 TAX ASSESSOR COLLECTOR ACCOUNT | 154,617.14 | .00 | .00 | 154,617.14 |
| CASH - TAC PML-BOAT SALES TAX | 31,476.70 | .00 | .00 | 31,476.70 |
| CASH - TAC CREDIT CARDS | 52,011.04 | .00 | .00 | 52,011.04 |
| CASH - TAC TX DOT/COUNTY-STATE | 20,351.82 | .00 | .00 | 20,351.82 |
| CASH - TAC IRP ACCOUNT | 8,724.75 | .00 | .00 | 8,724.75 |
| CASH - TAC IVTRS ACCOUNT | 113,289.54 | .00 | .00 | 113,289.54 |
| CASH - TAC SALES TAX FUND-MVD | 4,131.80 | .00 | .00 | 4,131.80 |
| CASH - TAC PML-BOAT TITLE-REG | 394.20 | .00 | .00 | 394.20 |
| CSH - TAC BEVERAGE-VOTER REG | 384,996.99 | .00 | .00 | 384,996.99 |
| FUND TOTALS | 384,996.99 | .00 | .00 | 384,996.99 |
| 2023 094 COUNTY CLERK ACCOUNTS | 65,550.00 | .00 | .00 | 65,550.00 |
| CASH - COUNTY CLERK BONDS | 3,022,650.09 | .00 | .00 | 3,022,650.09 |
| CASH - COUNTY CLERK REGISTRY | 63,230.72 | .00 | 4,451.66 | 58,779.06 |
| CASH INVESTMENT - CD | 3,151,430.81 | .00 | 4,451.66 | 3,146,979.15 |
| FUND TOTALS | 3,151,430.81 | .00 | 4,451.66 | 3,146,979.15 |
| 2023 095 DISTRICT CLERK ACCOUNTS | 110,500.00 | .00 | .00 | 110,500.00 |
| CASH - DISTRICT CLERK BOND | 1,343,141.96 | .00 | .00 | 1,343,141.96 |
| CASH - DISTRICT CLERK REGISTRY | 69,901.26 | .00 | .00 | 69,901.26 |
| CASH INVESTMENT - CD | 1,523,543.22 | .00 | .00 | 1,523,543.22 |
| FUND TOTALS | 1,523,543.22 | .00 | .00 | 1,523,543.22 |
| 2023 096 SHERIFF'S OFFICE ACCOUNTS | 76,000.00 | .00 | .00 | 76,000.00 |
| CASH - SHERIFF'S BOND ACCOUNT | 23,715.92 | .00 | .00 | 23,715.92 |
| CASH - IMATE TRUST FUND | 99,715.92 | .00 | .00 | 99,715.92 |
| FUND TOTALS | 99,715.92 | .00 | .00 | 99,715.92 |
| 2023 097 COUNTY ATTORNEY ACCOUNT | 703.66 | .00 | .00 | 703.66 |
| CASH - CNTY ATTORNEY HOT CHECK | .00 | .00 | .00 | .00 |
| COUNTY ATTORNEY - RESTITUTION | 703.66 | .00 | .00 | 703.66 |
| FUND TOTALS | 703.66 | .00 | .00 | 703.66 |
| 2023 098 PAYROLL CLEARING | 1,283,411.78 | 1,267,818.31 | .00 | 2,551,230.09 |
| CASH - PAYROLL CLEARING | 1,283,411.78 | .00 | .00 | 1,283,411.78 |
| INVESTMENTS | .00 | .00 | .00 | .00 |
| FUND TOTALS | 1,283,411.78 | 1,267,818.31 | .00 | 2,551,230.09 |
| 2023 099 DISTRICT ATTORNEY RESTITUTION | .00 | .00 | .00 | .00 |
| CASH - DISTRICT ATTORNEY RESTI | .00 | .00 | .00 | .00 |
| FUND TOTALS | .00 | .00 | .00 | .00 |
| 2023 100 CHILD ABUSE PREVENTION FUND | 507.74 | .00 | .00 | 507.74 |
| CASH-CHILD ABUSE PREVENTION | .00 | .00 | .00 | .00 |
| CASH INVESTED | 507.74 | .00 | .00 | 507.74 |
| FUND TOTALS | 507.74 | .00 | .00 | 507.74 |
| 2023 101 PRETRIAL DIVERSION | 20,320.03 | 300.00 | .00 | 20,620.03 |
| CASH-PRETRIAL DIVERSION | 20,320.03 | 300.00 | .00 | 20,620.03 |

| ACCOUNT NAME | BEGINNING CASH BALANCE | CASH RECEIPTS | CASH DISBURSEMENTS | ENDING CASH BALANCE |
|-------------------------------------|------------------------|---------------|--------------------|---------------------|
| 2023 102 HOTEL OCCUPANCY TAX FUND | 63,458.75 | 29,949.70 | 31,694.58 | 61,713.87 |
| CASH - HOTEL OCCUPANCY TAX | 280,988.38 | 1,265.98 | .00 | 282,254.36 |
| CASH INVESTED - TEXPOOL | 183,169.93 | 851.30 | .00 | 184,021.23 |
| CASH INVESTED - LOGIC | 196,052.67 | 882.08 | .00 | 196,934.75 |
| CASH INVESTED - TEXSTAR | 723,669.73 | 32,949.06 | 31,694.58 | 724,924.21 |
| FUND TOTALS | 20,320.03 | 300.00 | .00 | 20,620.03 |
| 2023 103 HAVA GRANT FUND | .00 | .00 | .00 | .00 |
| CASH - HAVA GRANT FUND | .00 | .00 | .00 | .00 |
| CASH INVESTED - TEXPOOL | .00 | .00 | .00 | .00 |
| CASH INVESTED - LOGIC | .00 | .00 | .00 | .00 |
| CASH INVESTED - TEXSTAR | .00 | .00 | .00 | .00 |
| FUND TOTALS | .00 | .00 | .00 | .00 |
| 2023 104 AMERICAN RESCUE PROG GRANT | 11,059.20 | 50,000.00 | 4,477.77 | 56,581.43 |
| CASH - AMERICAN RESCUE PROG GR | 738,491.48 | 3,327.26 | .00 | 741,818.74 |
| CASH INVESTED - TEXPOOL | 693,179.48 | 3,221.58 | .00 | 696,401.06 |
| CASH INVESTED - LOGIC | 687,457.07 | 3,092.96 | .00 | 690,550.03 |
| CASH INVESTED - TEXSTAR | 2,130,187.23 | 59,641.80 | 4,477.77 | 2,185,351.26 |
| FUND TOTALS | 566.19 | .00 | .00 | 566.19 |
| 2023 105 JUNIOR EMS PROGRAM | 18,501.15 | 20.00 | 1,685.58 | 16,835.57 |
| CASH - JUNIOR EMS PROGRAM | 566.19 | .00 | .00 | 566.19 |
| FUND TOTALS | 18,501.15 | 20.00 | 1,685.58 | 16,835.57 |
| 2023 106 PAUPERS CEMETERY | 63,773.22 | .00 | .00 | 63,773.22 |
| CASH - OPTOID SETTLEMENT FUNDS | .00 | .00 | .00 | .00 |
| CASH INVESTED - LOGIC | .00 | .00 | .00 | .00 |
| CASH INVESTED - TEXSTAR | 63,773.22 | .00 | .00 | 63,773.22 |
| FUND TOTALS | 45,063,734.12 | 4,064,742.56 | 3,938,431.63 | 45,190,045.05 |