



**MONTHLY REPORT**

**OCTOBER 2022**


**PATTY BRENNAN**


**COOKE COUNTY TREASURER**


**FINANCIAL REPORTS**


November 28, 2022


In accordance with Local Government Code 114.026, this affidavit states the current cash and reports in the custody of the county treasurer as of the date of October 31, 2022.


  
\_\_\_\_\_  
Steve Starnes,  
Cooke County Judge

  
\_\_\_\_\_  
Pam Harrison,  
Cooke County Clerk

  
\_\_\_\_\_  
Gary Hollowell,  
Commissioner Pct. #1

  
\_\_\_\_\_  
Jason Snuggs,  
Commissioner Pct. #2

  
\_\_\_\_\_  
Adam Arendt,  
Commission Pct. #3

  
\_\_\_\_\_  
Leon Klement,  
Commissioner Pct. #4

AFFIDAVIT

STATE OF TEXAS

COUNTY OF COOKE

The members of the Commissioners' Court of Cooke County, Texas, state as follows:

The requirement of Subsection (C) of the Texas Local Government Code, §114.026 have been met for the term of October 2022. The amount of cash and other assets in the custody of the County Treasurer at the time of examination are:

Cash (includes on hand, money market accounts, and short-term investments) \$ 35,389,458.33


Other Assets (long term investments) \$ 0.00.


Sworn to and subscribed this 28<sup>th</sup> day of November 2022.

  
\_\_\_\_\_  
Steve Starnes, Cooke County Judge


  
\_\_\_\_\_  
Gary Hollowell, Commissioner, Pct 1

  
\_\_\_\_\_  
Jason Snuggs, Commissioner, Pct 2

  
\_\_\_\_\_  
Adam Arendt, Commissioner, Pct 3

  
\_\_\_\_\_  
Leon Klement, Commissioner, Pct 4

ATTEST:

  
\_\_\_\_\_  
Pam Harrison, County Clerk

TOTALS

PRIOR MONTH ENDING BANK STATEMENT BALANCE \$4,052,929.84 178  
 CLEARED DEPOSITS \$1,764,546.50 8  
 CLEARED ADDITIONS \$148,697.29  
 CLEARED CHECKS \$3,405,497.24- 494  
 CLEARED DEDUCTIONS \$124,050.19- 4

CURRENT MONTH ENDING BANK STATEMENT BALANCE \$2,436,626.20

CURRENT MONTH ENDING BANK STATEMENT BALANCE \$2,436,626.20  
 OUTSTANDING DEPOSITS \$968.80 1  
 OUTSTANDING ADDITIONS \$.00  
 OUTSTANDING CHECKS \$586,461.58- 586  
 OUTSTANDING DEDUCTIONS \$.00

RECONCILED BOOK BALANCE \$1,851,133.42

ENDING STATEMENT DATE 10/31/2022 CLERK: PB



1 November 2022

COOKE COUNTY  
101 S DIXON ST  
GAINESVILLE, TX 76240-4729

**COLLATERAL REPORT as of:** 31 October 2022

**Pledgee Code:** COKC

**Demand Deposit Balance:** \$5,628,969.56

**C.D. Balance** \$1,023,841.94

**Amount in Excess of FDIC Ins:** \$6,152,811.50

**Required Pledge Amount:** \$6,768,092.65

*See attached detail report for amount and description of securities pledged to account.*

**Total Pledged Par Amount:** \$18,782,466.00

**Total Collateral Market Value\*:** \$14,407,293.00

**Total Other Collateral:** \$ 0.00

*\*Prices were obtained within five (5) days of the date of this report.*

*\*\*FDIC Insurance is calculated by FDIC rules\*\**

- *Pricing supplied by various third party sources including INTERACTIVE DATA and BLOOMBERG INFORMATION SERVICES. Certain infrequently traded Municipal Securities may be priced by utilizing a pricing matrix derived from the current Municipal yield curve.*
- *Prices provided are indications only, and although derived from sources we believe reliable, they are not considered all-inclusive.*

*All securities are held at Raymond James.*

# Reportfolio

Simmons First National Bank, Pine Bluff, AR  
 Published: 11/1/2022 12:33:30 PM

Management Report  
 Pledged To: COOKE COUNTY

Date: 31-Oct-22  
 Page: 214  
 Section V-C

## Safekeeping

Code	Cusip Trans#	Description Maturity Prerefund FAS 115	Pool Coupon	Moody StdPoor	Original Face Pledged Percent	Pledged Original Face Value	Pledged Par Value	Pledged Book Value	Pledged Market Value
FRSL	3140QHPU3	FNMA Pool #CA9434	CA9434		\$45,000,000.00	\$5,275,000.00	\$4,170,060.36	\$4,308,276.70	\$3,669,236.11
	609589202105131	3/1/2036	2.000		11.72%				
FEDERAL RESERVE BANK, ST. AFS									
FRSL	3133KLAL1	FHLMC Pool #RA4511	RA4511		\$6,644,672.00	\$784,672.00	\$752,198.49	\$757,509.57	\$561,313.08
	593101202102101	2/1/2051	1.500		11.81%				
FEDERAL RESERVE BANK, ST. HTM									
FRSL	3133KLAL1	FHLMC Pool #RA4511	RA4511		\$6,644,672.00	\$1,830,000.00	\$1,754,265.78	\$1,766,652.20	\$1,309,085.75
	593101202102101	2/1/2051	1.500		27.54%				
FEDERAL RESERVE BANK, ST. HTM									
<b>3 MBS - Fixed Rate</b>									
FRSL	3138ESAM0	FNMA Pool #AL9911	AL9911		\$10,000,000.00	\$5,000,000.00	\$1,115,941.80	\$1,166,383.97	\$1,133,529.05
	472040201708181	9/1/2039	3.502		50.00%				
FEDERAL RESERVE BANK, ST. AFS									
<b>1 MBS - Variable Rate</b>									
FRSL	3133ELZB3	FFCB Callable	1.950	Aaa	\$10,000,000.00	\$10,000,000.00	\$10,000,000.00	\$8,719,425.25	\$7,060,500.00
	67432202207071	5/14/2035		AA+	100.00%				
FEDERAL RESERVE BANK, ST. HTM									
FRSL	3133EL6C3	FFCB Callable	1.730	Aaa	\$25,000,000.00	\$500,000.00	\$500,000.00	\$490,482.59	\$340,216.50
	628952202109211	9/10/2035		AA+	2.00%				
FEDERAL RESERVE BANK, ST. HTM									
FRSL	3133EL6C3	FFCB Callable	1.730	Aaa	\$25,000,000.00	\$490,000.00	\$490,000.00	\$480,672.93	\$333,412.17
	628952202109211	9/10/2035		AA+	1.96%				
FEDERAL RESERVE BANK, ST. HTM									
<b>3 Agency Notes/Bonds - FR</b>									
Total Pledged I To: COK COOKE COUNTY									
		\$0.00			\$0.00	\$10,990,000.00	\$10,990,000.00	\$9,690,580.77	\$7,734,128.67
		\$0.00			\$18,782,466.43	\$23,879,672.00	\$18,782,466.43	\$17,689,403.21	\$14,407,292.66
		\$0.00			\$0.00				
		\$0.00			\$0.00				
		Munis with Maturity Under 2 Years			\$0.00				
		Munis with Maturity Over 2 Years			\$18,782,466.43				
		Other securities with Stated Maturity Under 2 Years			\$0.00				
		Other securities with Stated Maturity Over 2 Years			\$0.00				

\*\* If no data is shown, then there are no pledges for the current period.

PAGE 1 10/31/22 19:17:32  
HOLDINGS BAPN032N  
CC3 PROD

FEDERAL RESERVE BANK PLEDGEE

DISTRB PT J1  
AS OF CLOSE OF BUSINESS 10-31-2022

PLEDGEE: COOKE COUNTY  
100 S. DIXON  
RM. 106

J7BM INSTITUTION ID: #J7BM

GAINESVILLE TX 76240

HOLDER : 082900432 - SIMMONS PB AR

RESP FRB:H2

ACCOUNT: J7BM - \*COOKE COUNTY

CUSIP #

BVF

PAR

BALANCE	BOOK VALUE	
3133ELZB3 1.95 FCOR 21-35 AN 05-14-35		1.0000000000
10,000,000.00	10,000,000.00	
3133EL6C3 1.73 FCOR 21-35 AX 09-10-35		1.0000000000
990,000.00	990,000.00	
3133KLAL1 FEPC 01.500 CLRA4511 02-01-51		0.9586151800
2,614,672.00	2,506,464.27	
3138ESAM0 FNAR XX.XXX WSAL9911 09-01-39		0.2231883600
5,000,000.00	1,115,941.80	
3140QHPU3 FNMS 02.000 CICA9434 03-01-36		0.7905327700
5,275,000.00	4,170,060.36	
		SUBTOTAL:
23,879,672.00	18,782,466.43	
		GRAND TOTAL:
23,879,672.00	18,782,466.43	

# Pledge Security Listing

October 31, 2022

ID	CUSIP	Description	Safetkeeping Location	Safetkeeping Receipt	Coupon	Maturity Date	Call Date	Moody	S&P	Fitch	ASC 320	Face Amount	Current Par	Current Book Value	Market Value	Gain(Loss)
4226	3138W0Y19	FNMA #AS4314	PHLB		2.50	01/01/2030		AAA	AA+	AAA	HTM	1,500,000	257,431.68	260,399.56	237,586.27	(22,813.29)
<b>COOKE COUNTY</b>																
Total for COOKE COUNTY												1,500,000	257,431.68	260,399.56	237,586.27	(22,813.29)



COOKE COUNTY  
16960003

Custody Holdings for Currency USD

As of 10/31/2022  
Page 2

Security Receipt	Trade Date Settlement Date	Cost Basis	Par/Shares Original Face	Description Rate, Maturity	Principal Cost Market Value	Date Priced
14042RQX2	04/27/2022	100,000000	246,000.00	CAPITAL ONE NA CD	246,000.00	10/31/2022
409001972	05/05/2022		.00	2.65, 05/06/2024	238,935.62	10/31/2022
14042TFT9	04/27/2022	100,000000	246,000.00	CAPITAL ONE BANK USA NA CD	246,000.00	10/31/2022
409001971	05/05/2022		.00	2.65, 05/06/2024	238,935.62	10/31/2022
3134GXCA0	11/30/2021	99,645700	1,000,000.00	FEDERAL HOME LN MTG CORP	996,457.00	10/31/2022
408000957	12/02/2021		.00	.32, 11/24/2023	953,094.00	10/31/2022
91282CBX8	04/28/2021	100,000000	1,000,000.00	UNITED STATES TREAS NOTE	1,000,000.00	10/31/2022
286005501	04/30/2021		.00	.125, 04/30/2023	978,906.00	10/31/2022
91282CDA6	03/16/2022	97,885500	2,000,000.00	UNITED STATES TREAS NTS	1,957,710.00	10/31/2022
409001431	03/18/2022		.00	.25, 09/30/2023	1,920,390.00	10/31/2022
<b>Total USD Par</b>			<b>4,492,000.00</b>	<b>Total USD Cost</b>	<b>4,446,167.00</b>	
<b>Total USD Original Face</b>			<b>4,492,000.00</b>	<b>Total USD Market Value</b>	<b>4,330,261.24</b>	

PNC and PNC Bank are registered marks of The PNC Financial Services Group, Inc. (PNC).  
PNC makes no representations as to the accuracy or completeness of the information herein.



C.D. INVESTMENTS

-----

SIMMONS BANK

OCTOBER 2022

<u>C.D.#</u>	<u>PURCHASE DATE</u>	<u>AMOUNT</u>	<u>MAT. DATE</u>
Library Liddell 2363	Jan 17, 2021	7,500.00	Jan 25, 2023
Library Liddell 2389	Jan 17, 2021	7,500.00	Jan 25, 2023
Library Rosenstein 5099	Dec 12, 2020	11,000.00	Dec 12, 2023
Library Rosenstein 8294	Mar 16, 2021	8,000.00	Mar 24, 2024

INT. EARNED MONTHLY:

2-Liddell CD's @ 1.00%  
Rosenstein #5099 CD @ 1.00%  
Rosenstein #8294 CD @ .60%

Interest is deposited into the Treasurer's Fund. The 4 Library's CDs' interest is deposited quarterly.

THE FIRST STATE BANK

<u>C.D.#</u>	<u>PURCHASE DATE</u>	<u>AMOUNT</u>	<u>MAT. DATE</u>
GEN/6877	Dec 17, 2020	250,000.00	Dec 17, 2022

INT. EARNED MONTHLY:

Gen CD @ .50% \*  
(\* With a Bump-up feature)

Interest accrues monthly and is deposited monthly with depository bank into the Treasurer's Fund

**INVESTMENTS-LOGIC  
PATTY BRENNAN, COOKE COUNTY TREASURER  
OCTOBER 2022**

ACCT NAME	BALANCE FORWARD	DEPOSITS	WITH- DRAWALS	CURRENT INTEREST	ENDING BALANCE
GENERAL	\$ 4,686,135.14	\$ -	\$ -	\$ 12,402.98	\$ 4,698,538.12
R & B -1	\$ 842,415.28	\$ -	\$ 75,000.00	\$ 2,157.23	\$ 769,572.51
R & B -2	\$ 82,313.96	\$ -	\$ 50,000.00	\$ 169.55	\$ 32,483.51
R & B -3	\$ 867,193.74	\$ -	\$ 50,000.00	\$ 2,246.95	\$ 819,440.69
R & B -4	\$ 889,421.74	\$ -	\$ 50,000.00	\$ 2,305.76	\$ 841,727.50
FM & L	\$ 283,293.45	\$ -	\$ -	\$ 749.82	\$ 284,043.27
ADULT PROBATION	\$ 190,560.53	\$ -	\$ -	\$ 504.37	\$ 191,064.90
PERM IMP	\$ 1,243,417.82	\$ -	\$ -	\$ 3,291.01	\$ 1,246,708.83
LAW LIBRARY	\$ 71,881.46	\$ -	\$ -	\$ 190.25	\$ 72,071.71
COURTHOUSE SECURITY	\$ 93,569.92	\$ -	\$ -	\$ 247.66	\$ 93,817.58
CC LIBRARY	\$ 25,015.93	\$ -	\$ -	\$ 66.24	\$ 25,082.17
RECORDS MANAGEMENT	\$ 21,025.59	\$ -	\$ -	\$ 55.67	\$ 21,081.26
ARCHIVE FEES	\$ 77,043.21	\$ -	\$ -	\$ 203.91	\$ 77,247.12
DIST ATTY FORFEITURE	\$ 41,670.23	\$ -	\$ -	\$ 110.28	\$ 41,780.51
SHERIFF FOREITURE	\$ 51,726.54	\$ -	\$ -	\$ 136.90	\$ 51,863.44
JAIL COMMISSARY	\$ 30,079.04	\$ -	\$ -	\$ 79.59	\$ 30,158.63
2012 GO REFUNDING	\$ 302,525.59	\$ -	\$ -	\$ 800.71	\$ 303,326.30
HOTEL TAX FUND	\$ 176,268.96	\$ -	\$ -	\$ 466.56	\$ 176,735.52
AMERICAN RESCUE GRANT	\$ 2,214,058.59	\$ -	\$ -	\$ 5,860.12	\$ 2,219,918.71
<b>TOTAL: TREAS FUND</b>	<b>\$ 12,189,616.72</b>	<b>\$ -</b>	<b>\$ 225,000.00</b>	<b>\$ 32,045.56</b>	<b>\$ 11,996,662.28</b>

YEAR - TO - DATE INTEREST	BAL FORWARD	CURRENT INT.	BALANCE
	\$ -	\$ 32,045.56	\$ 32,045.56

AVG. YEILD FOR OCT2022                      3.12%    MKT VALU/SHARE    \$            1.00

**INVESTMENTS-TEX STAR  
PATTY BRENNAN, COOKE COUNTY TREASURER  
OCTOBER 2022**

ACCT NAME	BALANCE FORWARD	DEPOSITS	WITH- DRAWALS	CURRENT INTEREST	ENDING BALANCE
GENERAL	\$ 2,102,045.76	\$ -	\$ -	\$ 5,093.10	\$ 2,107,138.86
R & B -1	\$ 307,164.37	\$ -	\$ -	\$ 744.22	\$ 307,908.59
R & B -2	\$ 100,750.55	\$ -	\$ 30,000.00	\$ 185.17	\$ 70,935.72
R & B -3	\$ 288,414.07	\$ -	\$ -	\$ 698.83	\$ 289,112.90
R & B -4	\$ 378,715.65	\$ -	\$ -	\$ 917.60	\$ 379,633.25
FM & L	\$ 237,090.28	\$ -	\$ -	\$ 574.46	\$ 237,664.74
ADULT PROBATION	\$ 155,170.60	\$ -	\$ -	\$ 375.97	\$ 155,546.57
PERM IMP	\$ 800,319.14	\$ -	\$ -	\$ 1,939.11	\$ 802,258.25
CC LIBRARY	\$ 25,015.05	\$ -	\$ -	\$ 60.61	\$ 25,075.66
COURTHOUSE SECURITY	\$ 98,848.16	\$ -	\$ -	\$ 239.49	\$ 99,087.65
ARCHIVE FEES	\$ 67,178.69	\$ -	\$ -	\$ 162.78	\$ 67,341.47
2012 GO REFUNDING	\$ 100,629.60	\$ -	\$ -	\$ 243.80	\$ 100,873.40
JAIL COMMISSARY	\$ 30,073.20	\$ -	\$ -	\$ 72.86	\$ 30,146.06
HOTEL/MOTEL TAX	\$ 149,613.43	\$ -	\$ -	\$ 362.50	\$ 149,975.93
AMERICAN RESCUE GRANT	\$ 2,211,938.50	\$ -	\$ -	\$ 5,359.40	\$ 2,217,297.90
<b>TOTAL: TREAS FUND</b>	<b>\$ 7,052,967.05</b>	<b>\$ -</b>	<b>\$ 30,000.00</b>	<b>\$ 17,029.90</b>	<b>\$ 7,039,996.95</b>

YEAR - TO - DATE INTEREST	BAL FORWARD	CURRENT INT.	BALANCE
	\$ -	\$ 17,029.90	\$ 17,029.90

AVG. YEILD FOR OCT 2022                      2.85% MKT VALUE / SHARE \$                      1.00

**INVESTMENTS-TEXPOOL**  
**PATTY BRENNAN, COOKE COUNTY TREASURER**  
**OCTOBER 2022**

ACCT NAME	BALANCE FORWARD	DEPOSITS	WITH-DRAWALS	CURRENT INTEREST	ENDING BALANCE
GENERAL	\$ 2,213,976.52	\$ -	\$ -	\$ 5,516.19	\$ 2,219,492.71
R & B -1	\$ 650,818.79	\$ -	\$ -	\$ 1,621.59	\$ 652,440.38
R & B -2	\$ 106,983.70	\$ -	\$ -	\$ 266.56	\$ 107,250.26
R & B -3	\$ 540,423.18	\$ -	\$ -	\$ 1,346.47	\$ 541,769.65
R & B -4	\$ 595,625.75	\$ -	\$ -	\$ 1,484.04	\$ 597,109.79
FM & L	\$ 279,488.56	\$ -	\$ -	\$ 696.35	\$ 280,184.91
STATE FUNDS	\$ 10,134.72	\$ -	\$ -	\$ 25.22	\$ 10,159.94
REC PRESV	\$ -	\$ 30,000.00	\$ -	\$ 19.75	\$ 30,019.75
ADULT PROB	\$ 205,396.84	\$ -	\$ -	\$ 511.78	\$ 205,908.62
COURT REP	\$ 9,510.15	\$ -	\$ -	\$ 23.64	\$ 9,533.79
PERM IMP	\$ 1,115,247.97	\$ -	\$ -	\$ 2,778.63	\$ 1,118,026.60
LAW ENFORCEMENT ED	\$ 10,692.86	\$ -	\$ -	\$ 26.65	\$ 10,719.51
JP-CH SECURITY	\$ 31,021.31	\$ -	\$ -	\$ 77.28	\$ 31,098.59
DIST CLK RECORDS MGMT	\$ 16,046.72	\$ -	\$ -	\$ 39.99	\$ 16,086.71
DIST CLK ARCHIVE	\$ 4,278.02	\$ -	\$ -	\$ 10.66	\$ 4,288.68
LAW LIBRARY	\$ 117,936.27	\$ -	\$ -	\$ 293.87	\$ 118,230.14
JP TECH	\$ 28,086.70	\$ -	\$ -	\$ 69.98	\$ 28,156.68
C H SECURITY	\$ 103,845.25	\$ -	\$ -	\$ 258.76	\$ 104,104.01
LIBRARY	\$ 25,435.89	\$ -	\$ -	\$ 63.40	\$ 25,499.29
ARCHIVE	\$ 58,227.24	\$ -	\$ -	\$ 145.07	\$ 58,372.31
DIST ATTY FORFEITURE	\$ 38,410.05	\$ -	\$ -	\$ 95.72	\$ 38,505.77
SHERIFF FORFEITURE	\$ 55,877.92	\$ -	\$ -	\$ 139.25	\$ 56,017.17
JAIL COMMISSARY	\$ 84,753.62	\$ -	\$ -	\$ 211.14	\$ 84,964.76
2004 GO-REFUNDING	\$ 151,572.53	\$ -	\$ -	\$ 377.67	\$ 151,950.20
HOTEL/MOTEL TAX	\$ 270,932.72	\$ -	\$ -	\$ 675.00	\$ 271,607.72
AMERICAN RESCUE GRANT	\$ 2,362,788.02	\$ -	\$ -	\$ 5,886.94	\$ 2,368,674.96
<b>TOTAL: TREAS FUND</b>	<b>\$ 9,087,511.30</b>	<b>\$ 30,000.00</b>	<b>\$ -</b>	<b>\$ 22,661.60</b>	<b>\$ 9,140,172.90</b>

YEAR - TO - DATE INTEREST	BAL FORWARD:	CURRENT INT.:	BALANCE:
	\$ -	\$ 22,661.60	\$ 22,661.60

AVG. YEILD FOR OCT 2022                      2.93%    MKT VALUE/ SHAR                      \$                      1.00

FUND NAME	CHECKING ACCOUNT	CHECKING AMOUNT	TDOA ACCOUNT	TDOA AMOUNT	FUND TOTAL
2023 001 GENERAL	TREAS FUND	839,612.11	TEXPOOL LOGIC T-BILLS CERT DEPOS	2,219,492.71 4,698,538.12 2,107,138.86 3,959,373.43 742,000.00	14,566,155.23
2023 011 ROAD & BRIDGE 1	TREAS FUND	108,502.67	TEXPOOL LOGIC TEXSTAR STONE	652,440.38 769,572.51 307,908.59	1,838,424.15
2023 012 ROAD & BRIDGE 2	TREAS FUND	93,592.92	TEXPOOL LOGIC TEXSTAR	82,250.26 57,483.51 70,935.72	304,262.41
2023 013 ROAD & BRIDGE 3	TREAS FUND	116,431.95	TEXPOOL LOGIC TEXSTAR	541,769.65 819,440.69 289,112.90	1,766,755.19
2023 014 ROAD & BRIDGE 4	TREAS FUND	156,547.31	TEXPOOL LOGIC TEXSTAR	597,109.79 841,727.50 379,633.25	1,975,017.85
2023 019 FM & LATERAL	TREAS FUND	44,533.96	TEXPOOL LOGIC TEXSTAR	280,184.91 284,043.27 237,664.74	846,426.88
2023 020 TUPC	TREAS FUND	16,930.27	TEXPOOL LOGIC TEXSTAR		16,930.27
2023 021 JUVENILE PROB-ISP	TREAS FUND		TEXPOOL LOGIC TEXSTAR		
2023 022 JUVENILE PROBATION	TREAS FUND	48,456.30	TEXPOOL LOGIC TEXSTAR		48,456.30
2023 023 JUVENILE PROB. IV-E	TREAS FUND	106.41	TEXPOOL LOGIC TEXSTAR		106.41
2023 024 JUVENILE DELINQUENCY PREVENT	TREAS FUND	23,262.60	TEXPOOL LOGIC TEXSTAR		23,262.60
2023 028 ADULT PROBATION	TREAS FUND	46,269.88	TEXPOOL LOGIC TEXSTAR	205,908.62 191,064.90 155,546.57	598,789.97
2023 029 COMMUNITY CORRECTIONS	TREAS FUND	8,713.03	TEXPOOL LOGIC		8,713.03
2023 031 CONTRACT ELECTIONS	TREAS FUND	21,268.86	TEXPOOL LOGIC		21,268.86
2023 032 DISTRICT CLERK PRESERVATION	TREAS FUND	254,166.99	TEXPOOL		254,166.99

FUND NAME	CHECKING ACCOUNT	CHECKING AMOUNT	TDOA ACCOUNT	TDOA AMOUNT	FUND TOTAL
2023 033 COUNTY/DISTRICT TECHNOLOGY	FTREAS FUND	11,333.62	TEXPOOL LOGIC TEXSTAR		11,333.62
2023 034 COURT REPORTER	TREAS FUND	14,364.05	TEXPOOL LOGIC TEXSTAR	9,533.79	23,897.84
2023 035 PERMANENT IMPROVEMENT	TREAS FUND	1,160,390.21	TEXPOOL LOGIC TEXSTAR STONE	1,118,026.60 1,246,708.83 802,258.25	2,006,603.47
2023 037 LAW ENFORCEMENT ED	TREAS FUND	7,668.67	TEXPOOL LOGIC TEXSTAR	10,719.51	18,388.18
2023 038 JP TECH	TREAS FUND	15,739.31	TEXPOOL LOGIC TEXSTAR	28,156.68	43,895.99
2023 040 LAW LIBRARY	TREAS FUND	20,540.18	TEXPOOL LOGIC TEXSTAR	118,230.14 72,071.71	210,842.03
2023 041 CC LIBRARY FUND	TREAS FUND	19,902.39	TEXPOOL LOGIC TEXSTAR	25,499.29 25,066.24 25,075.66	95,543.58
2023 042 CC HISTORICAL COMM.	TREAS FUND	2,558.05	TEXPOOL LOGIC TEXSTAR	31,098.59	2,558.05
2023 043 JP COURTHOUSE SECURITY	TREAS FUND	20,167.87	TEXPOOL LOGIC TEXSTAR		51,266.46
2023 044 COURTHOUSE SECURITY	TREAS FUND	19,770.08	TEXPOOL LOGIC TEXSTAR	104,104.01 93,979.72 99,087.65	316,941.46
2023 046 CHAPTER 19	TREAS FUND	4.46	TEXPOOL LOGIC TEXSTAR		4.46
2023 047 CC RECORDS MANAGEMENT	TREAS FUND	15,199.95	TEXPOOL LOGIC TEXSTAR		15,199.95
2023 048 COUNTY RECORDS MANAGEMENT	TREAS FUND	6,630.10	TEXPOOL LOGIC TEXSTAR	21,081.26	27,711.36
2023 049 CC RECORDS PRESERVATION	TREAS FUND	56,283.97	TEXPOOL LOGIC TEXSTAR	30,019.75	86,303.72
2023 050 DIST CLERK RECORDS MANAGEMENT	TREAS FUND	30,610.35	TEXPOOL LOGIC	16,086.71	

FUND NAME	CHECKING ACCOUNT	CHECKING AMOUNT	TDOA ACCOUNT	TDOA AMOUNT	FUND TOTAL
2023 051 DISTRICT CLERK ARCHIVE	TREAS FUND	28,775.98	TEXPOOL LOGIC TEXSTAR	4,288.68	46,697.06
2023 052 COUNTY CLERK ARCHIVE FEE	TREAS FUND	30,352.19	TEXPOOL LOGIC TEXSTAR	58,372.31 77,247.12 67,341.47	233,313.09
2023 053 CA CHECK COLLECTING	TREAS FUND	686.18	TEXPOOL LOGIC TEXSTAR	686.18	
2023 054 DA CHECK COLLECTING	TREAS FUND	300.34	TEXPOOL	300.34	
2023 056 DISTRICT ATTY FORFEITURE	TREAS FUND	17,173.41	TEXPOOL LOGIC TEXSTAR	38,505.77 41,780.51	97,459.69
2023 057 D A SEIZURE FUND	TREAS FUND	65,521.90	TEXPOOL	65,521.90	
2023 058 SHERIFF FORFEITURE	TREAS FUND	30,304.09	TEXPOOL LOGIC TEXSTAR	56,017.17 51,863.44	138,184.70
2023 059 JAIL COMMISSARY	TREAS FUND	41,219.18	TEXPOOL LOGIC TEXSTAR	84,964.76 30,158.63 30,146.06	186,488.63
2023 061 2004 GO REFUNDING DEBT SERVITREAS FUND	TREAS FUND	42,398.27	TEXPOOL LOGIC TEXSTAR	151,950.20 303,326.30 100,873.40	598,548.17
2023 088 STATE FEES	TREAS FUND	26,895.11	TEXPOOL LOGIC TEXSTAR	10,159.94	37,055.05
2023 090 OFFICER'S TRUST	TREAS FUND		TEXPOOL		
2023 091 LIBRARY TRUST - LIDDELL	TREAS FUND	1,305.28	CERT DEPOS	15,000.00	16,305.28
2023 092 LIBRARY TRUST - ROSENSTEIN	TREAS FUND	135.18	CERT DEPOS	19,000.00	19,135.18
2023 098 PAYROLL CLEARING	PAYROLL	1,374,323.56			1,374,323.56
2023 100 CHILD ABUSE PREVENTION FUND	TREAS FUND	494.33	TEXPOOL		494.33
2023 101 PRETRIAL DIVERSTON	TREAS FUND	14,020.03	TEXPOOL		14,020.03
2023 102 HOTEL OCCUPANCY TAX FUND	TREAS FUND	62,153.66	TEXPOOL LOGIC TEXSTAR	271,607.72 176,735.52 149,975.93	660,472.83
2023 103 HAVA GRANT FUND					



DATE 11/22/2022 TIME 08:46

COMBINED STATEMENT OF CASH POSITION FOR OCTOBER

FUND NAME	CHECKING ACCOUNT	CHECKING AMOUNT	TDOA ACCOUNT	TDOA AMOUNT	FUND TOTAL
2023 104 AMERICAN RESCUE PROG GRANT	TREAS FUND	70,396.75	TEXPOOL LOGIC TEXSTAR	2,368,674.96 2,219,918.71 2,217,297.90	6,876,288.32
2023 105 JUNIOR EMS PROGRAM					
2023 106 PAUPERS CEMETERY					
TOTAL		2,156,890.64		32,912,351.77	35,069,242.41

CHECK ACCOUNT

ACCOUNT BALANCE - TREAS FUND	782,567.08
ACCOUNT BALANCE - PAYROLL	1,374,323.56
TOTAL	<u>2,156,890.64</u>

CHECK

TOTAL 2,156,890.64

TDOA ACCOUNT

TDOA

ACCOUNT BALANCE - TEXPOOL	9,115,172.90
ACCOUNT BALANCE - LOGIC	12,021,808.49
ACCOUNT BALANCE - TEXSTAR	7,039,996.95
ACCOUNT BALANCE - T-BILLS	3,959,373.43
ACCOUNT BALANCE - CERT DEPOS	776,000.00
TOTAL	<u>32,912,351.77</u>

TOTAL 32,912,351.77

ACCOUNT NAME	BEGINNING CASH BALANCE	CASH RECEIPTS	CASH DISBURSEMENTS	ENDING CASH BALANCE
2023 001 GENERAL - GENERAL FUND	1,721,375.23	1,182,172.03	2,073,935.15	839,612.11
CASH ON HAND	2,426.50	.00	.00	2,426.50
CASH INVESTED - TEXPOOL	2,213,976.52	5,516.19	.00	2,219,492.71
CASH INVESTED - LOGIC	4,686,135.14	12,402.98	.00	4,698,538.12
CASH INVESTED - TEXSTAR	2,102,045.76	5,093.10	.00	2,107,138.86
CASH INVESTED - STONE CASTLE	.00	.00	.00	.00
T-BILLS - INVESTMENTS	3,959,373.43	.00	.00	3,959,373.43
CASH INVESTMENT-CD	742,000.00	.00	.00	742,000.00
FUND TOTALS	15,437,332.58	1,205,184.30	2,073,935.15	14,568,581.73
2023 011 ROAD & BRIDGE 1	150,150.08	130,188.38	171,835.79	108,502.67
CASH - ROAD & BRIDGE # 1	650,818.79	1,621.59	.00	652,440.38
CASH INVESTED - TEXPOOL	842,415.28	2,157.23	75,000.00	769,572.51
CASH INVESTED - LOGIC	307,164.37	744.22	.00	307,908.59
CASH INVESTED - TEXSTAR	.00	.00	.00	.00
STONE CASTLE	.00	.00	.00	.00
T-BILL INVESTMENTS	.00	.00	.00	.00
FUND TOTALS	1,950,548.52	134,711.42	246,835.79	1,838,424.15
2023 012 ROAD & BRIDGE 2	84,701.77	135,720.34	126,829.19	93,592.92
CASH - ROAD & BRIDGE # 2	81,983.70	266.56	.00	82,250.26
CASH INVESTED - TEXPOOL	107,313.96	169.55	50,000.00	57,483.51
CASH INVESTED - LOGIC	100,750.55	185.17	30,000.00	70,935.72
CASH INVESTED - TEXSTAR	.00	.00	.00	.00
T-BILL INVESTMENTS	.00	.00	.00	.00
FUND TOTALS	374,749.98	136,341.62	206,829.19	304,262.41
2023 013 ROAD & BRIDGE 3	148,439.57	113,093.23	145,100.85	116,431.95
CASH - ROAD & BRIDGE # 3	540,423.18	1,346.47	.00	541,769.65
CASH INVESTED - TEXPOOL	867,193.74	2,246.95	50,000.00	819,440.69
CASH INVESTED - LOGIC	288,414.07	698.83	.00	289,112.90
CASH INVESTED - TEXSTAR	.00	.00	.00	.00
T-BILL INVESTMENTS	.00	.00	.00	.00
FUND TOTALS	1,844,470.56	117,385.48	195,100.85	1,766,755.19
2023 014 ROAD & BRIDGE 4	170,081.56	105,138.15	118,672.40	156,547.31
CASH - ROAD & BRIDGE # 4	595,625.75	1,484.04	.00	597,109.79
CASH INVESTED - TEXPOOL	889,421.74	2,305.76	50,000.00	841,727.50
CASH INVESTED - LOGIC	378,715.65	917.60	.00	379,633.25
CASH INVESTED - TEXSTAR	.00	.00	.00	.00
T-BILL INVESTMENTS	.00	.00	.00	.00
FUND TOTALS	2,033,844.70	109,845.55	168,672.40	1,975,017.85
2023 019 FM & LATERAL	44,419.31	114.65	.00	44,533.96
CASH - F M & LATERAL	279,488.56	696.35	.00	280,184.91
CASH INVESTED	283,293.45	749.82	.00	284,043.27
CASH INVESTED - LOGIC	237,090.28	574.46	.00	237,664.74
CASH INVESTED - TEXSTAR	.00	.00	.00	.00
T-BILL INVESTMENT	.00	.00	.00	.00
FUND TOTALS	844,291.60	2,135.28	.00	846,426.88
2023 020 TUPC	13,276.94	50,541.00	20,333.79	16,930.27
CASH - T.J.P.C.	.00	.00	.00	.00
CASH INVESTED	.00	.00	.00	.00
CASH INVESTED - LOGIC	.00	.00	.00	.00

ACCOUNT NAME	BEGINNING CASH BALANCE	CASH RECEIPTS	CASH DISBURSEMENTS	ENDING CASH BALANCE
2023 021 JUVENILE PROB-ISP				
CASH - JUVENILE PROBATION INVESTMENTS	.00	.00	.00	.00
CASH INVESTED - LOGIC	.00	.00	.00	.00
CASH INVESTED - TEXSTAR	.00	.00	.00	.00
FUND TOTALS	.00	.00	.00	.00
2023 022 JUVENILE PROBATION				
CASH - JUV. PROB. DIV INVESTMENTS	48,356.30	100.00	.00	48,456.30
FUND TOTALS	48,356.30	100.00	.00	48,456.30
2023 023 JUVENILE PROB. IV-E				
CASH - IV-E	106.41	.00	.00	106.41
CASH INVESTED - LOGIC	.00	.00	.00	.00
CASH INVESTED - TEXSTAR	.00	.00	.00	.00
FUND TOTALS	106.41	.00	.00	106.41
2023 024 JUVENILE DELINQUENCY PREVENTN				
CASH - JUVENILE DELINQUENCY PR INVESTMENTS	23,262.60	.00	.00	23,262.60
CASH INVESTED - LOGIC	.00	.00	.00	.00
CASH INVESTED - TEXSTAR	.00	.00	.00	.00
FUND TOTALS	23,262.60	.00	.00	23,262.60
2023 028 ADULT PROBATION				
CASH - ADULT PROBATION CASH ON HAND	47,264.83	33,334.55	34,329.50-	46,269.88
CASH INVESTED - TEXPOOL	75.00	.00	.00	75.00
CASH INVESTED - LOGIC	205,396.84	511.78	.00	205,908.62
CASH INVESTED - TEXSTAR	190,560.53	504.37	.00	191,064.90
FUND TOTALS	155,170.60	375.97	.00	155,546.57
	598,467.80	34,726.67	34,329.50-	598,864.97
2023 029 COMMUNITY CORRECTIONS				
CASH - COMMUNITY CORRECTI INVESTMENTS	14,271.79	.00	5,558.76-	8,713.03
CASH INVESTED - LOGIC	.00	.00	.00	.00
FUND TOTALS	14,271.79	.00	5,558.76-	8,713.03
2023 031 CONTRACT ELECTIONS				
CASH - CONTRACT ELECTIONS	21,268.86	.00	.00	21,268.86
CASH INVESTED - TEXPOOL	.00	.00	.00	.00
CASH INVESTED - LOGIC	.00	.00	.00	.00
FUND TOTALS	21,268.86	.00	.00	21,268.86
2023 032 DISTRICT CLERK PRESERVATION				
CASH - DISTRICT CLERK PRESVATI INVESTMENTS	252,827.37-	.00	1,339.62-	254,166.99-
CASH INVESTED - LOGIC	.00	.00	.00	.00
CASH INVESTED - TEXSTAR	.00	.00	.00	.00
FUND TOTALS	252,827.37-	.00	1,339.62-	254,166.99-
2023 033 COUNTY/DISTRICT TECHNOLOGY FUN				
CASH - COUNTY/DISTRICT TECH	11,314.73	18.89	.00	11,333.62

ACCOUNT NAME	BEGINNING CASH BALANCE	CASH RECEIPTS	CASH DISBURSEMENTS	ENDING CASH BALANCE
INVESTMENTS	.00	.00	.00	.00
CASH INVESTED - LOGIC	.00	.00	.00	.00
CASH INVESTED - TEXSTAR	.00	.00	.00	.00
FUND TOTALS	11,314.73	18.89	.00	11,333.62

2023 034 COURT REPORTER				
CASH - COURT REPORTER FUND	13,301.23	1,250.00	187.18-	14,364.05
INVESTMENTS	9,510.15	23.64	.00	9,533.79
CASH INVESTED - LOGIC	.00	.00	.00	.00
CASH INVESTED - TEXSTAR	.00	.00	.00	.00
FUND TOTALS	22,811.38	1,273.64	187.18-	23,897.84

2023 035 PERMANENT IMPROVEMENT				
CASH - PERMANENT IMPROVEM	51,352.41	13,763.74	1,225,506.36-	1,160,390.21-
CASH INVESTED - TEXPOOL	1,115,247.97	2,778.63	.00	1,118,026.60
CASH INVESTED - LOGIC	1,243,417.01	3,291.01	.00	1,246,708.83
CASH INVESTED - TEXSTAR	800,319.14	1,939.11	.00	802,258.25
STONE CASTLE	.00	.00	.00	.00
T-BILL INVESTMENTS	.00	.00	.00	.00
FUND TOTALS	3,210,337.34	21,772.49	1,225,506.36-	2,006,603.47

2023 037 LAW ENFORCEMENT ED				
CASH - LAW ENFORCEMENT ED	7,971.67	.00	303.00-	7,668.67
CASH INVESTED	10,692.86	26.65	.00	10,719.51
CASH INVESTED - LOGIC	.00	.00	.00	.00
CASH INVESTED - TEXSTAR	.00	.00	.00	.00
FUND TOTALS	18,664.53	26.65	303.00-	18,388.18

2023 038 JP TECH				
CASH - J P TECH FUND	16,285.13	58.87	604.69-	15,739.31
INVESTMENTS	28,086.70	69.98	.00	28,156.68
CASH INVESTED - LOGIC	.00	.00	.00	.00
CASH INVESTED - TEXSTAR	.00	.00	.00	.00
FUND TOTALS	44,371.83	128.85	604.69-	43,895.99

2023 040 LAW LIBRARY				
CASH - LAW LIBRARY	39,322.69	1,750.00	20,532.51-	20,540.18
CASH INVESTED	117,936.27	293.87	.00	118,230.14
CASH INVESTED - LOGIC	71,881.46	190.25	.00	72,071.71
CASH INVESTED - TEXSTAR	.00	.00	.00	.00
FUND TOTALS	229,140.42	2,234.12	20,532.51-	210,842.03

2023 041 CC LIBRARY FUND				
CASH - COOKE COUNTY LIBRA	68,528.96	3,439.80	52,066.37-	19,902.39
CASH INVESTED	25,435.89	63.40	.00	25,499.29
CASH INVESTED - LOGIC	25,000.00	66.24	.00	25,066.24
CASH INVESTED - TEXSTAR	25,015.05	60.61	.00	25,075.66
T-BILL INVESTMENTS	.00	.00	.00	.00
FUND TOTALS	143,979.90	3,630.05	52,066.37-	95,543.58

2023 042 CC HISTORICAL COMM.				
CASH - COOKE CO. HISTORIC	2,558.05	.00	.00	2,558.05
FUND TOTALS	2,558.05	.00	.00	2,558.05

2023 043 JP COURTHOUSE SECURITY				
CASH - JP COURTHOUSE SECURITY	35,153.15	14.72	15,000.00-	20,167.87
CASH INVESTED	31,021.31	77.28	.00	31,098.59

ACCOUNT NAME	BEGINNING CASH BALANCE	CASH RECEIPTS	CASH DISBURSEMENTS	ENDING CASH BALANCE
CASH INVESTED - LOGIC	.00	.00	.00	.00
CASH INVESTED - TEXSTAR	.00	.00	.00	.00
FUND TOTALS	66,174.46	92.00	15,000.00-	51,266.46

2023 044 COURTHOUSE SECURITY				
CASH - COURTHOUSE SECURITY	52,970.98	1,799.10	35,000.00-	19,770.08
CASH INVESTED	103,845.25	258.76	.00	104,104.01
CASH INVESTED - LOGIC	93,732.06	247.66	.00	93,979.72
CASH INVESTED - TEXSTAR	98,848.16	239.49	.00	99,087.65
FUND TOTALS	349,396.45	2,345.01	35,000.00-	316,941.46

2023 046 CHAPTER 19				
CASH - CHAPTER 19	823.39-	1,389.20	570.27-	4.46-
INVESTMENTS	.00	.00	.00	.00
FUND TOTALS	823.39-	1,389.20	570.27-	4.46-

2023 047 CC RECORDS MANAGEMENT				
CASH - CC RECORDS MANAGEMENT	14,743.50	456.45	.00	15,199.95
INVESTMENTS - TEXPOOL	.00	.00	.00	.00
FUND TOTALS	14,743.50	456.45	.00	15,199.95

2023 048 COUNTY RECORDS MANAGEMENT				
CASH - RECORDS MANAGEMENT	6,506.18	123.92	.00	6,630.10
CASH INVESTED - TEXPOOL	.00	.00	.00	.00
CASH INVESTED - LOGIC	21,025.59	55.67	.00	21,081.26
CASH INVESTED - TEXSTAR	.00	.00	.00	.00
FUND TOTALS	27,531.77	179.59	.00	27,711.36

2023 049 CC RECORDS PRESERVATION				
CASH - RECORDS PRESERVATION	48,772.97	7,511.00	.00	56,283.97
CASH INVESTED - TEXPOOL	.00	30,019.75	.00	30,019.75
CASH INVESTED - LOGIC	.00	.00	.00	.00
CASH INVESTED - TEXSTAR	.00	.00	.00	.00
FUND TOTALS	48,772.97	37,530.75	.00	86,303.72

2023 050 DIST CLERK RECORDS MANAGEMENT				
CASH - D C RECORDS MANAGEMENT	33,977.40	1,151.00	4,518.05-	30,610.35
CASH INVESTED	16,046.72	39.99	.00	16,086.71
CASH INVESTED - LOGIC	.00	.00	.00	.00
CASH INVESTED - TEXSTAR	.00	.00	.00	.00
FUND TOTALS	50,024.12	1,190.99	4,518.05-	46,697.06

2023 051 DISTRICT CLERK ARCHIVE				
DISTRICT CLERK ARCHIVE INVESTMENTS	28,775.98	.00	.00	28,775.98
CASH INVESTED - LOGIC	4,278.02	10.66	.00	4,288.68
CASH INVESTED - TEXSTAR	.00	.00	.00	.00
FUND TOTALS	33,054.00	10.66	.00	33,064.66

2023 052 COUNTY CLERK ARCHIVE FEE				
CASH - RECORDS ARCHIVE INVESTMENTS	36,502.19	7,090.00	13,240.00-	30,352.19
CASH INVESTED - LOGIC	58,227.24	145.07	.00	58,372.31
CASH INVESTED - TEXSTAR	77,043.21	203.91	.00	77,247.12
CASH INVESTED	67,178.69	162.78	.00	67,341.47
FUND TOTALS	238,951.33	7,601.76	13,240.00-	233,313.09

2023 053 CA CHECK COLLECTING				
CASH - CHECK COLLECTING &	611.18	75.00	.00	686.18

ACCOUNT NAME	BEGINNING CASH BALANCE	CASH RECEIPTS	CASH DISBURSEMENTS	ENDING CASH BALANCE
2023 054 DA CHECK COLLECTING				
CASH INVESTED - LOGIC	.00	.00	.00	.00
CASH INVESTED - TEXSTAR	.00	.00	.00	.00
FUND TOTALS	611.18	75.00	.00	686.18
2023 054 DA CHECK COLLECTING				
CASH INVESTED	300.34	.00	.00	300.34
FUND TOTALS	300.34	.00	.00	300.34
2023 056 DISTRICT ATTY FORFEITURE				
CASH - D.A. FORFEITURE FU	40,285.36	.00	23,111.95-	17,173.41
CASH INVESTED - TEXPOOL	38,410.05	95.72	.00	38,505.77
CASH INVESTED - LOGIC	41,670.23	110.28	.00	41,780.51
CASH INVESTED - TEXSTAR	.00	.00	.00	.00
FUND TOTALS	120,365.64	206.00	23,111.95-	97,459.69
2023 057 D A SEIZURE FUND				
CASH - SEIZURE-LAW	62,164.90	3,357.00	.00	65,521.90
INVESTMENTS	.00	.00	.00	.00
FUND TOTALS	62,164.90	3,357.00	.00	65,521.90
2023 058 SHERIFF FORFEITURE				
CASH - SHERIFF FORFEITURE	35,578.68	.00	5,274.59-	30,304.09
INVESTMENTS	55,877.92	139.25	.00	56,017.17
CASH INVESTED - LOGIC	51,726.54	136.90	.00	51,863.44
CASH INVESTED - TEXSTAR	.00	.00	.00	.00
FUND TOTALS	143,183.14	276.15	5,274.59-	138,184.70
2023 059 JAIL COMMISSARY				
CASH - JAIL COMMISSARY	38,357.70	3,753.72	892.24-	41,219.18
CASH INVESTED - TEXPOOL	84,753.62	211.14	.00	84,964.76
CASH INVESTED - LOGIC	30,079.04	79.59	.00	30,158.63
CASH INVESTED - TEXSTAR	30,073.20	72.86	.00	30,146.06
FUND TOTALS	183,263.56	4,117.31	892.24-	186,488.63
2023 061 2004 GO REFUNDING DEBT SERVICE				
CASH - 2004 GO REFUNDING D/S	76,960.51	15,437.76	50,000.00-	42,398.27
CASH INVESTED - TEXPOOL	151,572.53	377.67	.00	151,950.20
CASH INVESTED - LOGIC	302,525.59	800.71	.00	303,326.30
CASH INVESTED - TEXSTAR	100,629.60	243.80	.00	100,873.40
T-BILL INVESTMENTS	.00	.00	.00	.00
FUND TOTALS	631,688.23	16,859.94	50,000.00-	598,548.17
2023 088 STATE FEES				
CASH - STATE FEES	90,956.98	37,215.05	101,276.92-	26,895.11
CASH INVESTED	10,134.72	25.22	.00	10,159.94
CASH INVESTED - LOGIC	.00	.00	.00	.00
CASH INVESTED - TEXSTAR	.00	.00	.00	.00
FUND TOTALS	101,091.70	37,240.27	101,276.92-	37,055.05
2023 090 OFFICER'S TRUST				
CASH-OFFICERS TRUST	.00	.00	.00	.00
CASH INVESTED	.00	.00	.00	.00
CASH INVESTED - LOGIC	.00	.00	.00	.00
FUND TOTALS	.00	.00	.00	.00
2023 091 LIBRARY TRUST - LIDDELL				
CASH-LIBRARY TRUST/LIDDELL	1,267.48	37.80	.00	1,305.28

ACCOUNT NAME	BEGINNING CASH BALANCE	CASH RECEIPTS	CASH DISBURSEMENTS	ENDING CASH BALANCE
2023 092 LIBRARY TRUST - ROSENSTEIN				
CASH-LIBRARY TRUST/ROSENSTEIN	135.18	.00	.00	135.18
CD INVESTMENT	19,000.00	.00	.00	19,000.00
FUND TOTALS	19,135.18	.00	.00	19,135.18
2023 098 PAYROLL CLEARING				
CASH - PAYROLL CLEARING INVESTMENTS	.00	1,374,323.56	.00	1,374,323.56
FUND TOTALS	.00	1,374,323.56	.00	1,374,323.56
2023 100 CHILD ABUSE PREVENTION FUND				
CASH-CHILD ABUSE PREVENTION	494.33	.00	.00	494.33
CASH INVESTED	.00	.00	.00	.00
FUND TOTALS	494.33	.00	.00	494.33
2023 101 PRETRIAL DIVERSION				
CASH-PRETRIAL DIVERSION	14,020.03	.00	.00	14,020.03
CASH INVESTED	.00	.00	.00	.00
CASH INVESTED - LOGIC	.00	.00	.00	.00
FUND TOTALS	14,020.03	.00	.00	14,020.03
2023 102 HOTEL OCCUPANCY TAX FUND				
CASH - HOTEL OCCUPANCY TAX	42,264.18	33,904.19	14,014.71	62,153.66
CASH INVESTED - TEXPOOL	270,932.72	675.00	.00	271,607.72
CASH INVESTED - LOGIC	176,268.96	466.56	.00	176,735.52
CASH INVESTED - TEXSTAR	149,613.43	362.50	.00	149,975.93
FUND TOTALS	639,079.29	35,408.25	14,014.71	660,472.83
2023 103 HAVA GRANT FUND				
CASH - HAVA GRANT FUND	.00	.00	.00	.00
CASH INVESTED - TEXPOOL	.00	.00	.00	.00
CASH INVESTED - LOGIC	.00	.00	.00	.00
CASH INVESTED - TEXSTAR	.00	.00	.00	.00
FUND TOTALS	.00	.00	.00	.00
2023 104 AMERICAN RESCUE PROG GRANT				
CASH - AMERICAN RESCUE PROG GR	975,676.81	.00	905,280.06	70,396.75
CASH INVESTED - TEXPOOL	2,362,788.02	5,886.94	.00	2,368,674.96
CASH INVESTED - LOGIC	2,214,058.59	5,860.12	.00	2,219,918.71
CASH INVESTED - TEXSTAR	2,211,938.50	5,359.40	.00	2,217,297.90
FUND TOTALS	7,764,461.92	17,106.46	905,280.06	6,876,288.32
2023 105 JUNIOR EMS PROGRAM				
CASH - JUNIOR EMS PROGRAM	564.50	.00	.00	564.50
FUND TOTALS	564.50	.00	.00	564.50
2023 106 PAUPERS CEMETERY				
CASH - PAUPERS CEMETERY	100.00	.00	.00	100.00
FUND TOTALS	100.00	.00	.00	100.00
GRAND TOTALS	37,132,662.20	3,360,060.16	5,420,313.95	35,072,408.41