



MONTHLY REPORT

NOVEMBER 2022


PATTY BRENNAN

COOKE COUNTY TREASURER

FINANCIAL REPORTS


December 27, 2022

In accordance with Local Government Code 114.026, this affidavit states the current cash and reports in the custody of the county treasurer as of the date of November 30, 2022.




Steve Starnes,
Cooke County Judge


Gary Hollowell,
Commissioner Pct. #1



Adam Arendt,
Commission Pct. #3



Pam Harrison,
Cooke County Clerk



Jason Snuggs,
Commissioner Pct. #2

Leon Klement,
Commissioner Pct. #4

AFFIDAVIT

STATE OF TEXAS

COUNTY OF COOKE

The members of the Commissioners' Court of Cooke County, Texas, state as follows:

The requirement of Subsection (C) of the Texas Local Government Code, §114.026 have been met for the term of November 2022. The amount of cash and other assets in the custody of the County Treasurer at the time of examination are:

Cash (includes on hand, money market accounts, and short-term investments) \$ 33,992,929.91

Other Assets (long term investments) \$ 0.00.


Sworn to and subscribed this 27th day of December 2022




Steve Starnes, Cooke County Judge

Absent

Gary Hollowell, Commissioner, Pct 1



Adam Arendt, Commissioner, Pct 3




Jason Snuggs, Commissioner, Pct 2

Absent

Leon Klement, Commissioner, Pct 4

ATTEST:



Pam Harrison, County Clerk



1 December 2022

COOKE COUNTY
101 S DIXON ST
GAINESVILLE, TX 76240-4729

COLLATERAL REPORT as of:	30 November 2022
Pledgee Code:	COKC
Demand Deposit Balance:	<u>\$6,930,795.54</u>
C.D. Balance	<u>\$1,023,841.94</u>
Amount in Excess of FDIC Ins:	<u>\$7,454,637.48</u>
Required Pledge Amount:	<u>\$8,200,101.23</u>

See attached detail report for amount and description of securities pledged to account.

Total Pledged Par Amount:	<u>\$18,716,642.00</u>
Total Collateral Market Value*:	<u>\$14,719,330.00</u>
Total Other Collateral:	<u>\$ 0.00</u>

*Prices were obtained within five (5) days of the date of this report.

FDIC Insurance is calculated by FDIC rules

- Pricing supplied by various third party sources including INTERACTIVE DATA and BLOOMBERG INFORMATION SERVICES. Certain infrequently traded Municipal Securities may be priced by utilizing a pricing matrix derived from the current Municipal yield curve.
- Prices provided are indications only, and although derived from sources we believe reliable, they are not considered all-inclusive.

All securities are held at Raymond James.

Reportfolio

Simmons First National Bank, Pine Bluff, AR
 Published: 12/1/2022 11:20:55 AM

Management Report
 Pledged To: COOKE COUNTY

Date: 30-Nov-22
 Page: 217
 Section V-C

Code	Cusip Trans#	Description Maturity	Preretund	Pool Coupon	Moody StdPoor	Original Face Pledged Percent	Original Face Value	Pledged Par Value	Pledged Book Value	Pledged Market Value
FRSL	3140QHPU3	FNMA Pool #CA9434		CA9434		\$45,000,000.00	\$5,275,000.00	\$4,128,821.68	\$4,264,741.84	\$3,717,343.31
	609589202105131	3/1/2036		2.000		11.72%				
FEDERAL RESERVE BANK, ST. AFS										
FRSL	3133KLAL1	FHLMC Pool #RA4511		RA4511		\$6,644,672.00	\$784,672.00	\$750,548.28	\$755,831.73	\$583,904.04
	593101202102101	2/1/2051		1.500		11.81%				
FEDERAL RESERVE BANK, ST. HTM										
FRSL	3133KLAL1	FHLMC Pool #RA4511		RA4511		\$6,644,672.00	\$1,830,000.00	\$1,750,417.18	\$1,762,739.16	\$1,361,772.05
	593101202102101	2/1/2051		1.500		27.54%				
FEDERAL RESERVE BANK, ST. HTM										
3 MBS - Fixed Rate										
FRSL	3138ESAM0	FNMA Pool #AL9911		AL9911		\$10,000,000.00	\$7,889,672.00	\$6,629,787.14	\$6,783,312.72	\$5,663,019.40
	472040201708181	9/1/2039		3.638		50.00%				
FEDERAL RESERVE BANK, ST. AFS										
1 MBS - Variable Rate										
FRSL	3133ELZB3	FFCB Callable			Aaa	\$10,000,000.00	\$10,000,000.00	\$10,000,000.00	\$1,146,049.30	\$1,114,525.23
	674322202207071	5/14/2035		1.950	AA+	100.00%			\$8,726,351.75	\$7,249,170.00
FEDERAL RESERVE BANK, ST. HTM										
FRSL	3133EL6C3	FFCB Callable			Aaa	\$25,000,000.00	\$500,000.00	\$500,000.00	\$490,536.19	\$349,805.50
	628952202109211	9/10/2035		1.730	AA+	2.00%				
FEDERAL RESERVE BANK, ST. HTM										
FRSL	3133EL6C3	FFCB Callable			Aaa	\$25,000,000.00	\$490,000.00	\$490,000.00	\$480,725.47	\$342,809.39
	628952202109211	9/10/2035		1.730	AA+	1.96%				
FEDERAL RESERVE BANK, ST. HTM										
3 Agency Notes/Bonds - FR										
Total Pledged										
						\$10,990,000.00	\$10,990,000.00	\$10,990,000.00	\$9,697,613.41	\$7,941,784.89
						\$23,879,672.00	\$18,716,642.04	\$17,626,975.42	\$14,719,329.52	
						\$0.00	\$0.00	\$0.00	\$0.00	\$0.00
						\$18,716,642.04	\$18,716,642.04	\$18,716,642.04	\$18,716,642.04	\$18,716,642.04
						Other securities with Stated Maturity Under 2 Years				
						Other securities with Stated Maturity Over 2 Years				

** If no data is shown, then there are no pledges for the current period.

PAGE 1 11/30/22 19:18:04
HOLDINGS BAPN032N
CC3 PROD

FEDERAL RESERVE BANK PLEDGEE

DISTRB PT J1
AS OF CLOSE OF BUSINESS 11-30-2022

PLEDGEE: COOKE COUNTY J7BM INSTITUTION ID: #J7BM
100 S. DIXON
RM. 106

GAINESVILLE TX 76240

HOLDER : 082900432 - SIMMONS PB AR

RESP FRB:H2

ACCOUNT: J7BM - *COOKE COUNTY

CUSIP #

BVF

PAR

BALANCE	BOOK VALUE	
3133ELZB3 1.95 FCOR 21-35 AN 05-14-35		1.0000000000
10,000,000.00	10,000,000.00	
3133EL6C3 1.73 FCOR 21-35 AX 09-10-35		1.0000000000
990,000.00	990,000.00	
3133KLAL1 FEPC 01.500 CLRA4511 02-01-51		0.9565121200
2,614,672.00	2,500,965.46	
3138ESAM0 FNAR XX.XXX WSAL9911 09-01-39		0.2193709800
5,000,000.00	1,096,854.90	
3140QHPU3 FNMS 02.000 CICA9434 03-01-36		0.7827150100
5,275,000.00	4,128,821.68	
		SUBTOTAL:
23,879,672.00	18,716,642.04	
		GRAND TOTAL:
23,879,672.00	18,716,642.04	

TOTALS

PRIOR MONTH ENDING BANK STATEMENT BALANCE \$2,436,526.20 159
 CLEARED DEPOSITS \$5,025,718.49 4
 CLEARED ADDITIONS \$215,101.10 5
 CLEARED CHECKS \$3,821,416.96 393
 CLEARED DEDUCTIONS \$3,489,260.00 3

CURRENT MONTH ENDING BANK STATEMENT BALANCE \$3,852,739.57

CURRENT MONTH ENDING BANK STATEMENT BALANCE \$3,853,608.48 1
 OUTSTANDING DEPOSITS \$3,043.54
 OUTSTANDING ADDITIONS \$5.00
 OUTSTANDING CHECKS \$822,417.41 638
 OUTSTANDING DEDUCTIONS \$5.00

RECONCILED BOOK BALANCE \$3,034,234.61
 ENDING STATEMENT DATE 11/30/2022 CLERK: PB

$$\begin{array}{r}
 \$225,718.49 \\
 + 215,301.10 \\
 \hline
 \$441,019.59 \\
 + .01 \\
 \hline
 \$441,019.60 \\
 - 100.00 \\
 \hline
 \$341,019.60 \\
 + 908.80 \\
 \hline
 \$341,928.40
 \end{array}$$

 FROM STATEMENT

$$\begin{array}{r}
 \$238,024.10 \\
 + 3,888.40 \\
 \hline
 \$241,912.50
 \end{array}$$

NOTE: I inadvertently deleted the Final Report for the reconciliation. I have made corrections and have shown the fact that the bank statement balances with the reconciliation report.

C.D. INVESTMENTS

SIMMONS BANK

NOVEMBER 2022

<u>C.D.#</u>	<u>PURCHASE DATE</u>	<u>AMOUNT</u>	<u>MAT. DATE</u>
Library Liddell 2363	Jan 17, 2021	7,500.00	Jan 25, 2023
Library Liddell 2389	Jan 17, 2021	7,500.00	Jan 25, 2023
Library Rosenstein 5099	Dec 12, 2020	11,000.00	Dec 12, 2023
Library Rosenstein 8294	Mar 16, 2021	8,000.00	Mar 24, 2024

INT. EARNED MONTHLY:

2-Liddell CD's @ 1.00%
Rosenstein #5099 CD @ 1.00%
Rosenstein #8294 CD @ .60%

Interest is deposited into the Treasurer's Fund. The 4 Library's CDs' interest is deposited quarterly.

THE FIRST STATE BANK

<u>C.D.#</u>	<u>PURCHASE DATE</u>	<u>AMOUNT</u>	<u>MAT. DATE</u>
GEN/6877	Dec 17, 2020	250,000.00	Dec 17, 2022

INT. EARNED MONTHLY:

Gen CD @ .50% *
(* With a Bump-up feature)

Interest accrues monthly and is deposited monthly with depository bank into the Treasurer's Fund

INVESTMENTS-TEXPOOL
PATTY BRENNAN, COOKE COUNTY TREASURER
NOVEMBER 2022

ACCT NAME	BALANCE FORWARD	DEPOSITS	WITH-DRAWALS	CURRENT INTEREST	ENDING BALANCE
GENERAL	\$ 2,219,492.71	\$ -	\$ -	\$ 6,587.35	\$ 2,226,080.06
R & B -1	\$ 652,440.38	\$ -	\$ -	\$ 1,936.41	\$ 654,376.79
R & B -2	\$ 107,250.26	\$ -	\$ 50,000.00	\$ 237.49	\$ 57,487.75
R & B -3	\$ 541,769.65	\$ -	\$ 100,000.00	\$ 1,446.25	\$ 443,215.90
R & B -4	\$ 597,109.79	\$ -	\$ -	\$ 1,772.20	\$ 598,881.99
FM & L	\$ 280,184.91	\$ -	\$ -	\$ 831.61	\$ 281,016.52
STATE FUNDS	\$ 10,159.94	\$ -	\$ -	\$ 30.16	\$ 10,190.10
REC PRESV	\$ 30,019.75	\$ -	\$ -	\$ 89.06	\$ 30,108.81
ADULT PROB	\$ 205,908.62	\$ -	\$ -	\$ 611.14	\$ 206,519.76
COURT REP	\$ 9,533.79	\$ -	\$ -	\$ 28.31	\$ 9,562.10
PERM IMP	\$ 1,118,026.60	\$ -	\$ 750,000.00	\$ 2,105.90	\$ 370,132.50
LAW ENFORCEMENT ED	\$ 10,719.51	\$ -	\$ -	\$ 31.79	\$ 10,751.30
JP-CH SECURITY	\$ 31,098.59	\$ -	\$ -	\$ 92.32	\$ 31,190.91
DIST CLK RECORDS MGMT	\$ 16,086.71	\$ -	\$ -	\$ 47.74	\$ 16,134.45
DIST CLK ARCHIVE	\$ 4,288.68	\$ -	\$ -	\$ 12.75	\$ 4,301.43
LAW LIBRARY	\$ 118,230.14	\$ -	\$ -	\$ 350.91	\$ 118,581.05
JP TECH	\$ 28,156.68	\$ -	\$ -	\$ 83.54	\$ 28,240.22
C H SECURITY	\$ 104,104.01	\$ -	\$ 25,000.00	\$ 268.55	\$ 79,372.56
LIBRARY	\$ 25,499.29	\$ -	\$ -	\$ 75.66	\$ 25,574.95
ARCHIVE	\$ 58,372.31	\$ -	\$ -	\$ 173.25	\$ 58,545.56
DIST ATTY FORFEITURE	\$ 38,505.77	\$ -	\$ -	\$ 114.25	\$ 38,620.02
SHERIFF FORFEITURE	\$ 56,017.17	\$ -	\$ 25,000.00	\$ 125.82	\$ 31,142.99
JAIL COMMISSARY	\$ 84,964.76	\$ -	\$ -	\$ 252.13	\$ 85,216.89
2004 GO-REFUNDING	\$ 151,950.20	\$ -	\$ -	\$ 450.96	\$ 152,401.16
HOTEL/MOTEL TAX	\$ 271,607.72	\$ -	\$ -	\$ 806.13	\$ 272,413.85
AMERICAN RESCUE GRANT	\$ 2,368,674.96	\$ -	\$ -	\$ 7,030.06	\$ 2,375,705.02
TOTAL: TREAS FUND	\$ 9,140,172.90	\$ -	\$ 950,000.00	\$ 25,591.74	\$ 8,215,764.64

YEAR - TO - DATE INTEREST	BAL FORWARD:	CURRENT INT.:	BALANCE:
	\$ 22,661.60	\$ 25,591.74	\$ 48,253.34

AVG. YEILD FOR NOV 2022 3.61% MKT VALUE/ SHAR| \$ 1.00

**INVESTMENTS-LOGIC
PATTY BRENNAN, COOKE COUNTY TREASURER
NOVEMBER 2022**

ACCT NAME	BALANCE FORWARD	DEPOSITS	WITH- DRAWALS	CURRENT INTEREST	ENDING BALANCE
GENERAL	\$ 4,698,538.12	\$ -	\$ 1,000,000.00	\$ 13,404.80	\$ 3,711,942.92
R & B -1	\$ 769,572.51	\$ -	\$ 100,000.00	\$ 2,308.41	\$ 671,880.92
R & B -2	\$ 32,483.51	\$ -	\$ -	\$ 104.91	\$ 32,588.42
R & B -3	\$ 819,440.69	\$ -	\$ 200,000.00	\$ 2,292.58	\$ 621,733.27
R & B -4	\$ 841,727.50	\$ -	\$ 100,000.00	\$ 2,541.42	\$ 744,268.92
FM & L	\$ 284,043.27	\$ -	\$ -	\$ 917.28	\$ 284,960.55
ADULT PROBATION	\$ 191,064.90	\$ -	\$ -	\$ 617.04	\$ 191,681.94
PERM IMP	\$ 1,246,708.83	\$ -	\$ 500,000.00	\$ 3,141.80	\$ 749,850.63
LAW LIBRARY	\$ 72,071.71	\$ -	\$ -	\$ 232.73	\$ 72,304.44
COURTHOUSE SECURITY	\$ 93,817.58	\$ -	\$ -	\$ 302.98	\$ 94,120.56
CC LIBRARY	\$ 25,082.17	\$ -	\$ -	\$ 81.00	\$ 25,163.17
RECORDS MANAGEMENT	\$ 21,081.26	\$ -	\$ -	\$ 68.07	\$ 21,149.33
ARCHIVE FEES	\$ 77,247.12	\$ -	\$ -	\$ 249.46	\$ 77,496.58
DIST ATTY FORFEITURE	\$ 41,780.51	\$ -	\$ -	\$ 134.92	\$ 41,915.43
SHERIFF FOREITURE	\$ 51,863.44	\$ -	\$ 25,000.00	\$ 123.28	\$ 26,986.72
JAIL COMMISSARY	\$ 30,158.63	\$ -	\$ -	\$ 97.38	\$ 30,256.01
2012 GO REFUNDING	\$ 303,326.30	\$ -	\$ -	\$ 979.57	\$ 304,305.87
HOTEL TAX FUND	\$ 176,735.52	\$ -	\$ -	\$ 570.75	\$ 177,306.27
AMERICAN RESCUE GRANT	\$ 2,219,918.71	\$ -	\$ -	\$ 7,168.99	\$ 2,227,087.70
TOTAL: TREAS FUND	\$ 11,996,662.28	\$ -	\$ 1,925,000.00	\$ 35,337.37	\$ 10,106,999.65

YEAR - TO - DATE INTEREST	BAL FORWARD	CURRENT INT.	BALANCE
	\$ 32,045.56	\$ 35,337.37	\$ 67,382.93

AVG. YEILD FOR NOV 2022 3.93% MKT VALU/SHARE \$ 1.00

**INVESTMENTS-TEX STAR
PATTY BRENNAN, COOKE COUNTY TREASURER
NOVEMBER 2022**

ACCT NAME	BALANCE FORWARD	DEPOSITS	WITH-DRAWALS	CURRENT INTEREST	ENDING BALANCE
GENERAL	\$ 2,107,138.86	\$ -	\$ -	\$ 6,163.43	\$ 2,113,302.29
R & B -1	\$ 307,908.59	\$ -	\$ -	\$ 900.62	\$ 308,809.21
R & B -2	\$ 70,935.72	\$ -	\$ 20,000.00	\$ 175.53	\$ 51,111.25
R & B -3	\$ 289,112.90	\$ -	\$ -	\$ 845.67	\$ 289,958.57
R & B -4	\$ 379,633.25	\$ -	\$ -	\$ 1,110.43	\$ 380,743.68
FM & L	\$ 237,664.74	\$ -	\$ -	\$ 695.17	\$ 238,359.91
ADULT PROBATION	\$ 155,546.57	\$ -	\$ -	\$ 454.97	\$ 156,001.54
PERM IMP	\$ 802,258.25	\$ -	\$ -	\$ 2,346.62	\$ 804,604.87
CC LIBRARY	\$ 25,075.66	\$ -	\$ -	\$ 73.35	\$ 25,149.01
COURTHOUSE SECURITY	\$ 99,087.65	\$ -	\$ -	\$ 289.83	\$ 99,377.48
ARCHIVE FEES	\$ 67,341.47	\$ -	\$ -	\$ 196.97	\$ 67,538.44
2012 GO REFUNDING	\$ 100,873.40	\$ -	\$ -	\$ 295.08	\$ 101,168.48
JAIL COMMISSARY	\$ 30,146.06	\$ -	\$ -	\$ 88.16	\$ 30,234.22
HOTEL/MOTEL TAX	\$ 149,975.93	\$ -	\$ -	\$ 438.70	\$ 150,414.63
AMERICAN RESCUE GRANT	\$ 2,217,297.90	\$ -	\$ -	\$ 6,485.66	\$ 2,223,783.56
TOTAL: TREAS FUND	\$ 7,039,996.95	\$ -	\$ 20,000.00	\$ 20,560.19	\$ 7,040,557.14

YEAR - TO - DATE INTEREST	BAL FORWARD	CURRENT INT.	BALANCE
	\$ 17,029.90	\$ 20,560.19	\$ 37,590.09

AVG. YEILD FOR NOV 2022 3.56% MKT VALUE / SHARE \$ 1.00

COOKE COUNTY
16960003

Custody Holdings for Currency USD

As of 11/30/2022
Page 2

Security Receipt	Trade Date	Cost Basis	Par/Shares Original Face	Description Rate, Maturity	Principal Cost Market Value	Date Priced
14042RQX2	04/27/2022	100.000000	246,000.00	CAPITAL ONE NA CD	246,000.00	11/30/2022
409001972	05/05/2022		.00	2.65, 05/06/2024	238,557.02	
14042FT9	04/27/2022	100.000000	246,000.00	CAPITAL ONE BANK USA NA CD	246,000.00	11/30/2022
409001971	05/05/2022		.00	2.65, 05/06/2024	238,557.02	
3134GXCA0	11/30/2021	99.645700	1,000,000.00	FEDERAL HOME LN MTG CORP	996,457.00	11/30/2022
408000957	12/02/2021		.00	.32, 11/24/2023	955,527.00	
91282CBX8	04/28/2021	100.000000	1,000,000.00	UNITED STATES TREAS NOTE	1,000,000.00	11/30/2022
286005501	04/30/2021		.00	.125, 04/30/2023	981,367.00	
91282CDA6	03/16/2022	97.885500	2,000,000.00	UNITED STATES TREAS NTS	1,957,710.00	11/30/2022
409001431	03/18/2022		.00	.25, 09/30/2023	1,926,406.00	
Total USD Par			4,492,000.00	Total USD Cost	4,446,167.00	
Total USD Original Face			4,492,000.00	Total USD Market Value	4,340,414.04	

PNC and PNC Bank are registered marks of The PNC Financial Services Group, Inc. (PNC).
PNC makes no representations as to the accuracy or completeness of the information herein.



COOKE COUNTY
16960003

Activity Statement for Currency USD

11/01/2022 - 11/30/2022
Page 1

Activity Type Date Receipt	Description Rate Security	Maturity	SK Receipt(s)	Par/Shares Original Face Withholding	Interest/Dividend Net Amount
Settled/Cleared Activity					
INTEREST					
11/04/2022	CAPITAL ONE BANK USA NA CD	05/06/2024		.00	.00
409001971	14042TFT9			.00	3,286.29
11/04/2022	CAPITAL ONE NA CD	05/06/2024		.00	.00
409001972	14042RQX2			.00	3,286.29
11/25/2022	FEDERAL HOME LN MTG CORP	11/24/2023		.00	.00
408000957	3134GXCA0			.00	1,600.00
Total	INTEREST			.00	8,172.58

PNC and PNC Bank are registered marks of The PNC Financial Services Group, Inc. (PNC).
PNC makes no representations as to the accuracy or completeness of the information herein.



COMBINED STATEMENT OF CASH POSITION FOR NOVEMBER

FUND NAME	CHECKING ACCOUNT	CHECKING AMOUNT	TDOA ACCOUNT	TDOA AMOUNT	FUND TOTAL
2023 001 GENERAL	TREAS FUND	814,428.43	TEXPOOL LOGIC TEXSTAR T-BILLS CERT DEPOS	2,226,080.06 3,711,942.92 2,113,302.29 3,959,373.43 742,000.00	13,567,127.13
2023 011 ROAD & BRIDGE 1	TREAS FUND	181,120.65	TEXPOOL LOGIC TEXSTAR STONE	654,376.79 671,880.92 308,809.21	1,816,187.57
2023 012 ROAD & BRIDGE 2	TREAS FUND	70,333.21	TEXPOOL LOGIC TEXSTAR	32,487.75 57,588.42 51,111.25	211,520.63
2023 013 ROAD & BRIDGE 3	TREAS FUND	104,493.84	TEXPOOL LOGIC TEXSTAR	443,215.90 621,733.27 289,958.57	1,459,401.58
2023 014 ROAD & BRIDGE 4	TREAS FUND	241,338.54	TEXPOOL LOGIC TEXSTAR	598,881.99 744,268.92 380,743.68	1,965,233.13
2023 019 FM & LATERAL	TREAS FUND	44,969.84	TEXPOOL LOGIC TEXSTAR	281,016.52 284,960.55 238,359.91	849,306.82
2023 020 TUPC	TREAS FUND	36,756.56	TEXPOOL LOGIC TEXSTAR		36,756.56
2023 021 JUVENILE PROB-ISP	TREAS FUND		TEXPOOL LOGIC TEXSTAR		
2023 022 JUVENILE PROBATION	TREAS FUND	48,550.51	TEXPOOL LOGIC		48,550.51
2023 023 JUVENILE PROB. IV-E	TREAS FUND	106.61	TEXPOOL LOGIC TEXSTAR		106.61
2023 024 JUVENILE DELINQUENCY PREVENTN	TREAS FUND	23,303.25	TEXPOOL LOGIC TEXSTAR		23,303.25
2023 028 ADULT PROBATION	TREAS FUND	32,355.17	TEXPOOL LOGIC TEXSTAR	206,519.76 191,681.94 156,001.54	586,558.41
2023 029 COMMUNITY CORRECTIONS	TREAS FUND	17,468.67	TEXPOOL LOGIC		17,468.67
2023 031 CONTRACT ELECTIONS	TREAS FUND	22,120.04	TEXPOOL LOGIC		22,120.04
2023 032 DISTRICT CLERK PRESERVATION	TREAS FUND	256,095.20	TEXPOOL		256,095.20

DATE 12/15/2022 TIME 08:51

COMBINED STATEMENT OF CASH POSITION FOR NOVEMBER

GEL102 PAGE

FUND NAME	CHECKING ACCOUNT	CHECKING AMOUNT	TDPA ACCOUNT	TDPA AMOUNT	FUND TOTAL
2023 033 COUNTY/DISTRICT TECHNOLOGY	TREAS FUND	11,365.71	LOGIC TEXTSTAR	256,095.20-	
2023 034 COURT REPORTER	TREAS FUND	13,823.72	LOGIC TEXTSTAR	11,365.71	
2023 035 PERMANENT IMPROVEMENT	TREAS FUND	118,922.17	LOGIC TEXTSTAR	9,562.10	23,385.82
2023 037 LAW ENFORCEMENT ED	TREAS FUND	6,443.13	LOGIC TEXTSTAR	370,132.50 749,850.63 804,604.87	2,043,510.17
2023 038 JP TECH	TREAS FUND	15,153.53	LOGIC TEXTSTAR	10,751.30	17,194.43
2023 040 LAW LIBRARY	TREAS FUND	20,076.33	LOGIC TEXTSTAR	28,240.22	43,393.75
2023 041 CC LIBRARY FUND	TREAS FUND	18,737.50	LOGIC TEXTSTAR	118,581.05 72,304.44	210,961.82
2023 042 CC HISTORICAL COMM.	TREAS FUND	2,563.03	LOGIC TEXTSTAR	25,574.95 25,147.24 25,149.01	94,608.70
2023 043 JP COURTHOUSE SECURITY	TREAS FUND	20,210.90	LOGIC TEXTSTAR	31,190.91	2,563.03
2023 044 COURTHOUSE SECURITY	TREAS FUND	40,603.20	LOGIC TEXTSTAR	79,372.56 94,282.70 99,377.48	51,401.81
2023 046 CHAPTER 19	TREAS FUND	2,209.82-	LOGIC TEXTSTAR	313,635.94	2,209.82-
2023 047 CC RECORDS MANAGEMENT	TREAS FUND	15,226.24	LOGIC TEXTSTAR	15,226.24	15,226.24
2023 048 COUNTY RECORDS MANAGEMENT	TREAS FUND	6,756.04	LOGIC TEXTSTAR	21,149.33	27,905.37
2023 049 CC RECORDS PRESERVATION	TREAS FUND	34,677.15	LOGIC TEXTSTAR	30,108.81	64,785.96
2023 050 DIST CLERK RECORDS MANAGEMENT	TREAS FUND	30,682.45	LOGIC	16,134.45	

FUND NAME	CHECKING ACCOUNT	CHECKING AMOUNT	TDOA ACCOUNT	TDOA AMOUNT	FUND TOTAL
2023 051 DISTRICT CLERK ARCHIVE	TREAS FUND	28,847.04	TEXPOOL LOGIC	4,301.43	33,148.47
2023 052 COUNTY CLERK ARCHIVE FEE	TREAS FUND	31,688.32	TEXPOOL LOGIC	58,545.56	77,496.58
			TEXSTAR	67,538.44	235,268.90
2023 053 CA CHECK COLLECTING	TREAS FUND	686.18	TEXPOOL LOGIC		686.18
			TEXSTAR		
2023 054 DA CHECK COLLECTING	TREAS FUND	300.34	TEXPOOL		300.34
2023 056 DISTRICT ATTY FORFEITURE	TREAS FUND	17,222.12	TEXPOOL LOGIC	38,620.02	41,915.43
			TEXSTAR		
2023 057 D A SEIZURE FUND	TREAS FUND	65,521.90	TEXPOOL		65,521.90
2023 058 SHERIFF FORFEITURE	TREAS FUND	52,236.93	TEXPOOL LOGIC	31,142.99	26,986.72
			TEXSTAR		110,366.64
2023 059 JAIL COMMISSARY	TREAS FUND	46,568.53	TEXPOOL LOGIC	85,216.89	30,256.01
			TEXSTAR	30,234.22	192,275.65
2023 061 2004 GO REFUNDING DEBT SERVITREAS FUND	TREAS FUND	87,349.25	TEXPOOL LOGIC	152,401.16	304,305.87
			TEXSTAR	101,168.48	645,224.76
2023 088 STATE FEES	TREAS FUND	55,090.43	TEXPOOL LOGIC	10,190.10	
			TEXSTAR		65,280.53
2023 090 OFFICER'S TRUST	TREAS FUND		TEXPOOL		
2023 091 LIBRARY TRUST - LIDDELL	TREAS FUND	1,307.74	CERT DEPOS	15,000.00	16,307.74
2023 092 LIBRARY TRUST - ROSENSTEIN	TREAS FUND	135.44	CERT DEPOS	19,000.00	19,135.44
2023 098 PAYROLL CLEARING	PAYROLL	2,645,173.07			2,645,173.07
2023 100 CHILD ABUSE PREVENTION FUND	TREAS FUND	495.28	TEXPOOL		495.28
2023 101 PRETRIAL DIVERSION	TREAS FUND	14,420.03	TEXPOOL		14,420.03
2023 102 HOTEL OCCUPANCY TAX FUND	TREAS FUND	90,122.33	TEXPOOL LOGIC	272,413.85	177,306.27
			TEXSTAR	150,414.63	690,257.08
2023 103 HAVA GRANT FUND					

DATE 12/15/2022 TIME 08:51

COMBINED STATEMENT OF CASH POSITION FOR NOVEMBER

GEL102 PAGE 4

FUND NAME	CHECKING ACCOUNT	CHECKING AMOUNT	TDOA ACCOUNT	TDOA AMOUNT	FUND TOTAL
2023 104 AMERICAN RESCUE PROG GRANT	TREAS FUND	27,634.82-	TEXPOOL LOGIC TEXSTAR	2,375,705.02 2,227,087.70 2,223,783.56	6,798,941.46
2023 105 JUNIOR EMS PROGRAM					
2023 106 PAUPERS CEMETERY					
TOTAL		4,843,811.51		30,098,841.07	34,942,652.58

CHECK ACCOUNT

CHECK

ACCOUNT BALANCE - TREAS FUND	2,198,638.44
ACCOUNT BALANCE - PAYROLL	2,645,173.07

TOTAL	<u>4,843,811.51</u>
-------	---------------------

TDOA ACCOUNT

TDOA

ACCOUNT BALANCE - TEXPOOL	8,190,764.64
ACCOUNT BALANCE - LOGIC	10,132,145.86
ACCOUNT BALANCE - TEXSTAR	7,040,557.14
ACCOUNT BALANCE - T-BILLS	3,959,373.43
ACCOUNT BALANCE - CERT DEPOS	776,000.00

TOTAL	<u>30,098,841.07</u>
-------	----------------------

ACCOUNT NAME	BEGINNING CASH BALANCE	CASH RECEIPTS	CASH DISBURSEMENTS	ENDING CASH BALANCE
2023 001 GENERAL				
CASH - GENERAL FUND	814,612.11	2,485,302.40	2,485,486.08	814,428.43
CASH ON HAND	2,426.50	.00	.00	2,426.50
CASH INVESTED - TEXPOOL	2,219,492.71	6,587.35	.00	2,226,080.06
CASH INVESTED - LOGIC	4,698,538.12	13,404.80	1,000,000.00	3,711,942.92
CASH INVESTED - TEXSTAR	2,107,138.86	6,163.43	.00	2,113,302.29
CASH INVESTED - STONE CASTLE	.00	.00	.00	.00
T-BILLS - INVESTMENTS	3,959,373.43	.00	.00	3,959,373.43
T-BILLS - INVESTMENT-CD	742,000.00	.00	.00	742,000.00
CASH INVESTED - CD	742,000.00	.00	.00	742,000.00
FUND TOTALS	14,543,581.73	2,511,457.98	3,485,486.08	13,569,553.63
2023 011 ROAD & BRIDGE 1				
CASH - ROAD & BRIDGE # 1	108,502.67	231,607.99	158,990.01	181,120.65
CASH INVESTED - TEXPOOL	652,440.38	1,936.41	.00	654,376.79
CASH INVESTED - LOGIC	759,572.51	2,308.41	100,000.00	671,880.92
CASH INVESTED - TEXSTAR	307,908.59	900.62	.00	308,809.21
STONE CASTLE	.00	.00	.00	.00
T-BILL INVESTMENTS	.00	.00	.00	.00
FUND TOTALS	1,838,424.15	236,753.43	258,990.01	1,816,187.57
2023 012 ROAD & BRIDGE 2				
CASH - ROAD & BRIDGE # 2	93,592.92	200,269.45	223,529.16	70,333.21
CASH INVESTED - TEXPOOL	82,250.26	237.49	50,000.00	32,487.75
CASH INVESTED - LOGIC	57,483.51	104.91	.00	57,588.42
CASH INVESTED - TEXSTAR	70,935.72	175.53	20,000.00	51,111.25
T-BILL INVESTMENTS	.00	.00	.00	.00
FUND TOTALS	304,262.41	200,787.38	293,529.16	211,520.63
2023 013 ROAD & BRIDGE 3				
CASH - ROAD & BRIDGE # 3	116,431.95	431,464.62	443,402.73	104,493.84
CASH INVESTED - TEXPOOL	541,769.65	1,446.25	100,000.00	443,215.90
CASH INVESTED - LOGIC	819,440.69	2,292.58	200,000.00	621,733.27
CASH INVESTED - TEXSTAR	289,112.90	845.67	.00	289,958.57
T-BILL INVESTMENTS	.00	.00	.00	.00
FUND TOTALS	1,766,755.19	436,049.12	743,402.73	1,459,401.58
2023 014 ROAD & BRIDGE 4				
CASH - ROAD & BRIDGE # 4	156,547.31	233,540.02	148,748.79	241,338.54
CASH INVESTED - TEXPOOL	597,109.79	1,772.20	.00	598,881.99
CASH INVESTED - LOGIC	841,727.50	2,541.42	100,000.00	744,268.92
CASH INVESTED - TEXSTAR	379,633.25	1,110.43	.00	380,743.68
T-BILL INVESTMENTS	.00	.00	.00	.00
FUND TOTALS	1,975,017.85	238,964.07	248,748.79	1,965,233.13
2023 019 FM & LATERAL				
CASH - F M & LATERAL	44,533.96	436.23	.35	44,969.84
CASH INVESTED	280,184.91	831.61	.00	281,016.52
CASH INVESTED - LOGIC	284,043.27	917.28	.00	284,960.55
CASH INVESTED - TEXSTAR	237,664.74	695.17	.00	238,359.91
T-BILL INVESTMENT	.00	.00	.00	.00
FUND TOTALS	846,426.88	2,880.29	.35	849,306.82
2023 020 TUPC				
CASH - T.J.P.C.	16,930.27	48,408.78	28,582.49	36,756.56
CASH INVESTED	.00	.00	.00	.00
CASH INVESTED - LOGIC	.00	.00	.00	.00

ACCOUNT NAME	BEGINNING CASH BALANCE	CASH RECEIPTS	CASH DISBURSEMENTS	ENDING CASH BALANCE
2023 021 JUVENILE PROB-ISP				
CASH - JUVENILE PROBATION INVESTMENTS	.00	.00	.00	.00
CASH INVESTED - LOGIC	.00	.00	.00	.00
CASH INVESTED - TEXSTAR	.00	.00	.00	.00
FUND TOTALS	.00	.00	.00	.00
2023 022 JUVENILE PROBATION				
CASH - JUV. PROB. DIV INVESTMENTS	48,456.30	94.21	.00	48,550.51
FUND TOTALS	48,456.30	94.21	.00	48,550.51
2023 023 JUVENILE PROB. IV-E				
CASH - IV-E	106.41	.20	.00	106.61
CASH INVESTED - LOGIC	.00	.00	.00	.00
CASH INVESTED - TEXSTAR	.00	.00	.00	.00
FUND TOTALS	106.41	.20	.00	106.61
2023 024 JUVENILE DELINQUENCY PREVENTN				
CASH - JUVENILE DELINQUENCY PR INVESTMENTS	23,252.60	40.65	.00	23,303.25
CASH INVESTED - LOGIC	.00	.00	.00	.00
CASH INVESTED - TEXSTAR	.00	.00	.00	.00
FUND TOTALS	23,252.60	40.65	.00	23,303.25
2023 028 ADULT PROBATION				
CASH - ADULT PROBATION	46,269.88	36,122.76	50,037.47-	32,355.17
CASH ON HAND	75.00	.00	.00	75.00
CASH INVESTED - TEXPOOL	205,908.62	611.14	.00	206,519.76
CASH INVESTED - LOGIC	191,064.90	617.04	.00	191,681.94
CASH INVESTED - TEXSTAR	155,546.57	454.97	.00	156,001.54
FUND TOTALS	598,864.97	37,805.91	50,037.47-	586,633.41
2023 029 COMMUNITY CORRECTIONS				
CASH - COMMUNITY CORRECTI INVESTMENTS	8,713.03	16,665.88	7,910.24-	17,468.67
CASH INVESTED - LOGIC	.00	.00	.00	.00
FUND TOTALS	8,713.03	16,665.88	7,910.24-	17,468.67
2023 031 CONTRACT ELECTIONS				
CASH - CONTRACT ELECTIONS	21,268.86	851.18	.00	22,120.04
CASH INVESTED - TEXPOOL	.00	.00	.00	.00
CASH INVESTED - LOGIC	.00	.00	.00	.00
FUND TOTALS	21,268.86	851.18	.00	22,120.04
2023 032 DISTRICT CLERK PRESERVATION				
CASH - DISTRICT CLERK PRESVATI INVESTMENTS	254,166.99-	22.92	1,951.13-	256,095.20-
CASH INVESTED - LOGIC	.00	.00	.00	.00
CASH INVESTED - TEXSTAR	.00	.00	.00	.00
FUND TOTALS	254,166.99-	22.92	1,951.13-	256,095.20-
2023 033 COUNTY/DISTRICT TECHNOLOGY FUN				
CASH - COUNTY/DISTRICT TECH	11,333.62	32.09	.00	11,365.71

ACCOUNT NAME	BEGINNING CASH BALANCE	CASH RECEIPTS	CASH DISBURSEMENTS	ENDING CASH BALANCE
INVESTMENTS	.00	.00	.00	.00
CASH INVESTED - LOGIC	.00	.00	.00	.00
CASH INVESTED - TEXSTAR	.00	.00	.00	.00
FUND TOTALS	11,333.62	32.09	.00	11,365.71

2023 034 COURT REPORTER				
CASH - COURT REPORTER FUND	14,364.05	38.04	578.37	13,823.72
INVESTMENTS	9,533.79	28.31	.00	9,562.10
CASH INVESTED - LOGIC	.00	.00	.00	.00
CASH INVESTED - TEXSTAR	.00	.00	.00	.00
FUND TOTALS	23,897.84	66.35	578.37	23,385.82

2023 035 PERMANENT IMPROVEMENT				
CASH - PERMANENT IMPROVEM	1,160,390.21	2,492,306.46	1,212,994.08	118,922.17
CASH INVESTED - TEXPOOL	1,118,026.60	2,105.90	750,000.00	370,132.50
CASH INVESTED - LOGIC	1,246,708.83	3,141.80	500,000.00	749,850.63
CASH INVESTED - TEXSTAR	802,258.25	2,346.62	.00	804,604.87
STONE CASTLE	.00	.00	.00	.00
T-BILL INVESTMENTS	.00	.00	.00	.00
FUND TOTALS	2,006,603.47	2,499,900.78	2,462,994.08	2,043,510.17

2023 037 LAW ENFORCEMENT ED				
CASH - LAW ENFORCEMENT ED	7,668.67	15.32	1,240.86	6,443.13
CASH INVESTED	10,719.51	31.79	.00	10,751.30
CASH INVESTED - LOGIC	.00	.00	.00	.00
CASH INVESTED - TEXSTAR	.00	.00	.00	.00
FUND TOTALS	18,388.18	47.11	1,240.86	17,194.43

2023 038 JP TECH				
CASH - J P TECH FUND	15,739.31	83.55	669.33	15,153.53
INVESTMENTS	28,156.68	83.54	.00	28,240.22
CASH INVESTED - LOGIC	.00	.00	.00	.00
CASH INVESTED - TEXSTAR	.00	.00	.00	.00
FUND TOTALS	43,895.99	167.09	669.33	43,393.75

2023 040 LAW LIBRARY				
CASH - LAW LIBRARY	20,540.18	68.66	532.51	20,076.33
CASH INVESTED	118,230.14	350.91	.00	118,581.05
CASH INVESTED - LOGIC	72,071.71	232.73	.00	72,304.44
CASH INVESTED - TEXSTAR	.00	.00	.00	.00
FUND TOTALS	210,842.03	652.30	532.51	210,961.82

2023 041 CC LIBRARY FUND				
CASH - COOKE COUNTY LIBRA	19,902.39	908.42	2,073.31	18,737.50
CASH INVESTED	25,499.29	75.66	.00	25,574.95
CASH INVESTED - LOGIC	25,066.24	81.00	.00	25,147.24
CASH INVESTED - TEXSTAR	25,075.66	73.35	.00	25,149.01
T-BILL INVESTMENTS	.00	.00	.00	.00
FUND TOTALS	95,543.58	1,138.43	2,073.31	94,608.70

2023 042 CC HISTORICAL COMM.				
CASH - COOKE CO. HISTORIC	2,558.05	4.98	.00	2,563.03
FUND TOTALS	2,558.05	4.98	.00	2,563.03

2023 043 JP COURTHOUSE SECURITY				
CASH - JP COURTHOUSE SECURITY	20,167.87	56.03	13.00	20,210.90
CASH INVESTED	31,098.59	92.32	.00	31,190.91

ACCOUNT NAME	BEGINNING CASH BALANCE	CASH RECEIPTS	CASH DISBURSEMENTS	ENDING CASH BALANCE
2023 044 COURTHOUSE SECURITY				
CASH - COURTHOUSE SECURITY	19,770.08	25,920.96	5,087.84	40,603.20
CASH INVESTED	104,104.01	268.55	25,000.00	79,372.56
CASH INVESTED - LOGIC	93,979.72	302.98	.00	94,282.70
CASH INVESTED - TEXSTAR	99,087.65	289.83	.00	99,377.48
FUND TOTALS	316,941.46	26,782.32	30,087.84	313,635.94
2023 046 CHAPTER 19				
CASH - CHAPTER 19	4.46	1.36	2,206.72	2,209.82
INVESTMENTS	.00	.00	.00	.00
FUND TOTALS	4.46	1.36	2,206.72	2,209.82
2023 047 CC RECORDS MANAGEMENT				
CASH - CC RECORDS MANAGEMENT	15,199.95	26.29	.00	15,226.24
INVESTMENTS - TEXPOOL	.00	.00	.00	.00
FUND TOTALS	15,199.95	26.29	.00	15,226.24
2023 048 COUNTY RECORDS MANAGEMENT				
CASH - RECORDS MANAGEMENT	6,530.10	125.94	.00	6,756.04
CASH INVESTED - TEXPOOL	.00	.00	.00	.00
CASH INVESTED - LOGIC	21,081.26	68.07	.00	21,149.33
CASH INVESTED - TEXSTAR	.00	.00	.00	.00
FUND TOTALS	27,711.36	194.01	.00	27,905.37
2023 049 CC RECORDS PRESERVATION				
CASH - RECORDS PRESERVATION	56,283.97	8,393.18	30,000.00	34,677.15
CASH INVESTED - TEXPOOL	30,019.75	89.06	.00	30,108.81
CASH INVESTED - LOGIC	.00	.00	.00	.00
CASH INVESTED - TEXSTAR	.00	.00	.00	.00
FUND TOTALS	86,303.72	8,482.24	30,000.00	64,785.96
2023 050 DIST CLERK RECORDS MANAGEMENT				
CASH - D C RECORDS MANAGEMENT	30,610.35	72.10	.00	30,682.45
CASH INVESTED	16,086.71	47.74	.00	16,134.45
CASH INVESTED - LOGIC	.00	.00	.00	.00
CASH INVESTED - TEXSTAR	.00	.00	.00	.00
FUND TOTALS	46,697.06	119.84	.00	46,816.90
2023 051 DISTRICT CLERK ARCHIVE				
DISTRICT CLERK ARCHIVE	28,775.98	71.06	.00	28,847.04
INVESTMENTS	4,288.68	12.75	.00	4,301.43
CASH INVESTED - LOGIC	.00	.00	.00	.00
CASH INVESTED - TEXSTAR	.00	.00	.00	.00
FUND TOTALS	33,064.66	83.81	.00	33,148.47
2023 052 COUNTY CLERK ARCHIVE FEE				
CASH - RECORDS ARCHIVE	30,352.19	7,956.13	6,620.00	31,688.32
INVESTMENTS	58,372.31	173.25	.00	58,545.56
CASH INVESTED - LOGIC	77,247.12	249.46	.00	77,496.58
CASH INVESTED - TEXSTAR	67,341.47	196.97	.00	67,538.44
FUND TOTALS	233,313.09	8,575.81	6,620.00	235,268.90
2023 053 CA CHECK COLLECTING				
CASH - CHECK COLLECTING &	686.18	.00	.00	686.18

ACCOUNT NAME	BEGINNING CASH BALANCE	CASH RECEIPTS	CASH DISBURSEMENTS	ENDING CASH BALANCE
CASH INVESTED	.00	.00	.00	.00
CASH INVESTED - LOGIC	.00	.00	.00	.00
CASH INVESTED - TEXSTAR	.00	.00	.00	.00
FUND TOTALS	686.18	.00	.00	686.18

2023 054 DA CHECK COLLECTING	300.34	.00	.00	300.34
CASH - DA CHECK COLLECTING	.00	.00	.00	.00
CASH INVESTED	300.34	.00	.00	300.34
FUND TOTALS	300.34	.00	.00	300.34

2023 056 DISTRICT ATTY FORFEITURE	17,173.41	48.71	.00	17,222.12
CASH - D.A. FORFEITURE FU	38,505.77	114.25	.00	38,620.02
CASH INVESTED - TEXPOOL	41,780.51	134.92	.00	41,915.43
CASH INVESTED - LOGIC	.00	.00	.00	.00
CASH INVESTED - TEXSTAR	97,459.69	297.88	.00	97,757.57
FUND TOTALS	187,019.38	585.76	.00	187,605.14

2023 057 D A SEIZURE FUND	65,521.90	.00	.00	65,521.90
CASH - SEIZURE-LAW	.00	.00	.00	.00
INVESTMENTS	65,521.90	.00	.00	65,521.90
FUND TOTALS	65,521.90	.00	.00	65,521.90

2023 058 SHERIFF FORFEITURE	30,304.09	50,064.99	28,132.15-	52,236.93
CASH - SHERIFF FORFEITURE	56,017.17	125.82	25,000.00-	31,142.99
INVESTMENTS	51,863.44	123.28	25,000.00-	26,986.72
CASH INVESTED - LOGIC	.00	.00	.00	.00
CASH INVESTED - TEXSTAR	138,184.70	50,314.09	78,132.15-	110,366.64
FUND TOTALS	148,165.29	279.19	50,132.15-	148,212.33

2023 059 JAIL COMMISSARY	41,219.18	5,741.64	392.29-	46,568.53
CASH - JAIL COMMISSARY	84,964.76	252.13	.00	85,216.89
CASH INVESTED - TEXPOOL	30,158.63	97.38	.00	30,256.01
CASH INVESTED - LOGIC	30,146.06	88.16	.00	30,234.22
CASH INVESTED - TEXSTAR	186,488.63	6,179.31	392.29-	192,275.65
FUND TOTALS	272,917.26	14,358.02	704.58-	287,071.70

2023 061 2004 GO REFUNDING DEBT SERVICE	42,398.27	44,997.45	46.47-	87,349.25
CASH - 2004 GO REFUNDING D/S	151,950.20	450.96	.00	152,401.16
CASH INVESTED - TEXPOOL	303,326.30	979.57	.00	304,305.87
CASH INVESTED - LOGIC	100,873.40	295.08	.00	101,168.48
CASH INVESTED - TEXSTAR	598,548.17	46,723.06	46.47-	645,224.76
T-BILL INVESTMENTS	.00	.00	.00	.00
FUND TOTALS	1,144,140.34	142,490.12	92.94-	1,286,630.32

2023 088 STATE FEES	26,895.11	28,928.08	732.76-	55,090.43
CASH - STATE FEES	10,159.94	30.16	.00	10,190.10
CASH INVESTED	.00	.00	.00	.00
CASH INVESTED - LOGIC	.00	.00	.00	.00
CASH INVESTED - TEXSTAR	37,055.05	28,958.24	732.76-	65,280.53
FUND TOTALS	74,110.10	79,866.48	1,465.52-	144,432.06

2023 090 OFFICER'S TRUST	.00	.00	.00	.00
CASH-OFFICERS TRUST	.00	.00	.00	.00
CASH INVESTED	.00	.00	.00	.00
CASH INVESTED - LOGIC	.00	.00	.00	.00
FUND TOTALS	.00	.00	.00	.00

2023 091 LIBRARY TRUST - LIDDELL	1,305.28	2.46	.00	1,307.74
CASH-LIBRARY TRUST/LIDDELL				

ACCOUNT NAME	BEGINNING CASH BALANCE	CASH RECEIPTS	CASH DISBURSEMENTS	ENDING CASH BALANCE
2023 092 LIBRARY TRUST - ROSENSTEIN				
CASH-LIBRARY TRUST/ROSENSTEIN	135.18	.26	.00	135.44
CD INVESTMENT	19,000.00	.00	.00	19,000.00
FUND TOTALS	19,135.18	.26	.00	19,135.44
2023 098 PAYROLL CLEARING				
CASH - PAYROLL CLEARING	1,374,323.56	1,270,849.51	.00	2,645,173.07
INVESTMENTS	.00	.00	.00	.00
FUND TOTALS	1,374,323.56	1,270,849.51	.00	2,645,173.07
2023 100 CHILD ABUSE PREVENTION FUND				
CASH-CHILD ABUSE PREVENTION	494.33	.95	.00	495.28
CASH INVESTED	.00	.00	.00	.00
FUND TOTALS	494.33	.95	.00	495.28
2023 101 PRETRIAL DIVERSION				
CASH-PRETRIAL DIVERSION	14,020.03	400.00	.00	14,420.03
CASH INVESTED	.00	.00	.00	.00
CASH INVESTED - LOGIC	.00	.00	.00	.00
FUND TOTALS	14,020.03	400.00	.00	14,420.03
2023 102 HOTEL OCCUPANCY TAX FUND				
CASH - HOTEL OCCUPANCY TAX	62,153.66	27,968.67	.00	90,122.33
CASH INVESTED - TEXPOOL	271,607.72	806.13	.00	272,413.85
CASH INVESTED - LOGIC	176,735.52	570.75	.00	177,306.27
CASH INVESTED - TEXSTAR	149,975.93	438.70	.00	150,414.63
FUND TOTALS	660,472.83	29,784.25	.00	690,257.08
2023 103 HAVA GRANT FUND				
CASH - HAVA GRANT FUND	.00	.00	.00	.00
CASH INVESTED - TEXPOOL	.00	.00	.00	.00
CASH INVESTED - LOGIC	.00	.00	.00	.00
CASH INVESTED - TEXSTAR	.00	.00	.00	.00
FUND TOTALS	.00	.00	.00	.00
2023 104 AMERICAN RESCUE PROG GRANT				
CASH - AMERICAN RESCUE PROG GR	70,396.75	609.39	98,640.96-	27,634.82-
CASH INVESTED - TEXPOOL	2,368,674.96	7,030.06	.00	2,375,705.02
CASH INVESTED - LOGIC	2,219,918.71	7,168.99	.00	2,227,087.70
CASH INVESTED - TEXSTAR	2,217,297.90	6,485.66	.00	2,223,783.56
FUND TOTALS	6,876,288.32	21,294.10	98,640.96-	6,798,941.46
2023 105 JUNIOR EMS PROGRAM				
CASH - JUNIOR EMS PROGRAM	564.50	.00	.00	564.50
FUND TOTALS	564.50	.00	.00	564.50
2023 106 PAUPERS CEMETERY				
CASH - PAUPERS CEMETERY	25,100.00	.00	.00	25,100.00
FUND TOTALS	25,100.00	.00	.00	25,100.00
GRAND TOTALS	35,072,408.41	7,732,009.27	7,833,599.10-	34,970,818.58