



**MONTHLY REPORT**

**MAY 2022**

**PATTY BRENNAN**

**COOKE COUNTY TREASURER**


FINANCIAL REPORTS

May 2022

In accordance with Local Government Code 114.026, this affidavit states the current cash and reports in the custody of the county treasurer as of the date of May 31, 2022.



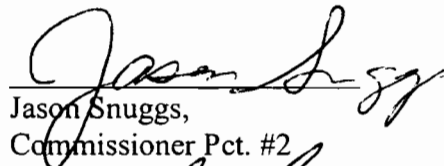
Steve Starnes,  
Cooke County Judge



Pam Harrison,  
Cooke County Clerk




Gary Hollowell,  
Commissioner Pct. #1



Jason Snuggs,  
Commissioner Pct. #2



Adam Arendt,  
Commission Pct. #3



Leon Klement,  
Commissioner Pct. #4

**AFFIDAVIT**

**STATE OF TEXAS**

**COUNTY OF COOKE**

**The members of the Commissioners' Court of Cooke County, Texas, state as follows:**

The requirement of Subsection (C) of the Texas Local Government Code, §114.026 have been met for the term of May 2022. The amount of cash and other assets in the custody of the County Treasurer at the time of examination are:

Cash (includes on hand, money market accounts, and short-term investments) \$ 39,710,598.32

Other Assets (long term investments) \$ 0.00.

Sworn to and subscribed this 27<sup>th</sup> day of June 2022.

  
Steve Starnes, Cooke County Judge

  
Gary Hollowell, Commissioner, Pct 1

  
Jason Snuggs, Commissioner, Pct 2

  
Adam Arendt, Commissioner, Pct 3

  
Leon Klement, Commissioner, Pct 4

**ATTEST:**

  
Pam Harrison, County Clerk

TOTALS

PRIOR MONTH ENDING BANK STATEMENT BALANCE \$7,005,490.51 168  
 CLEARED DEPOSITS \$2,818,547.55 4  
 CLEARED ADDITIONS \$113,117.73  
 CLEARED CHECKS \$2,672,057.02- 445  
 CLEARED DEDUCTIONS \$4,114.16- 2

CURRENT MONTH ENDING BANK STATEMENT BALANCE \$7,260,984.61

CURRENT MONTH ENDING BANK STATEMENT BALANCE \$7,260,984.61  
 OUTSTANDING DEPOSITS \$ .00  
 OUTSTANDING ADDITIONS \$ .00  
 OUTSTANDING CHECKS \$521,309.82- 616  
 OUTSTANDING DEDUCTIONS \$ .00

RECONCILED BOOK BALANCE \$6,739,674.79

ENDING STATEMENT DATE 05/31/2022 CLERK: PB



1 June 2022

COOKE COUNTY  
PATTY BRENNAN  
101 S DIXON ST  
GAINESVILLE, TX 76240-4729

COLLATERAL REPORT as of: 31 May 2022

Pledgee Code: COKC

Demand Deposit Balance: \$10,587,160.53

C.D. Balance \$1,019,836.23

Amount in Excess of FDIC Ins: \$11,106,996.76

Required Pledge Amount: \$12,217,696.44

See attached detail report for amount and description of securities pledged to account.

Total Pledged Par Amount: \$18,618,312.00

Total Collateral Market Value\*: \$15,978,299.00

Total Other Collateral: \$ 0.00

\*Prices were obtained within five (5) days of the date of this report.

\*\*FDIC Insurance is calculated by FDIC rules\*\*

- Pricing supplied by various third party sources including INTERACTIVE DATA and BLOOMBERG INFORMATION SERVICES. Certain infrequently traded Municipal Securities may be priced by utilizing a pricing matrix derived from the current Municipal yield curve.
- Prices provided are indications only, and although derived from sources we believe reliable, they are not considered all-inclusive.

All securities are held at Raymond James.

# Reportfolio

Simmons First National Bank, Pine Bluff, AR  
 Published: 6/1/2022 2:27:38 PM

Management Report  
 Pledged To: COOKE COUNTY

Section V-C  
 Page: 205  
 Date: 31-May-22

## Safeguarding

| Code     | Cusip                         | Description        | Pool   | Moody   | Original Face   | Pledged        | Pledged        | Pledged        | Pledged        | Pledged |
|----------|-------------------------------|--------------------|--------|---------|-----------------|----------------|----------------|----------------|----------------|---------|
| Location | Trans#                        | Maturity           | Coupon | SidPoor | Percent         | Face Value     | Par Value      | Book Value     | Market Value   |         |
| FRSL     | 3140QHPU3                     | FNMA Pool #CA9434  | CA9434 |         | \$45,000,000.00 | \$1,100,000.00 | \$929,687.09   | \$961,548.05   | \$879,270.16   |         |
|          | 609589202105131               | 3/1/2036           | 2.000  |         | 2.44%           |                |                |                |                |         |
|          | FEDERAL RESERVE BANK, ST. AFS |                    |        |         |                 |                |                |                |                |         |
| FRSL     | 3140QHPU3                     | FNMA Pool #CA9434  | CA9434 |         | \$45,000,000.00 | \$425,000.00   | \$359,197.28   | \$371,507.20   | \$339,718.02   |         |
|          | 609589202105131               | 3/1/2036           | 2.000  |         | 0.94%           |                |                |                |                |         |
|          | FEDERAL RESERVE BANK, ST. AFS |                    |        |         |                 |                |                |                |                |         |
| FRSL     | 3140QHPU3                     | FNMA Pool #CA9434  | CA9434 |         | \$45,000,000.00 | \$1,500,000.00 | \$1,267,755.12 | \$1,311,201.88 | \$1,199,004.76 |         |
|          | 609589202105131               | 3/1/2036           | 2.000  |         | 3.33%           |                |                |                |                |         |
|          | FEDERAL RESERVE BANK, ST. AFS |                    |        |         |                 |                |                |                |                |         |
| FRSL     | 3140QHPU3                     | FNMA Pool #CA9434  | CA9434 |         | \$45,000,000.00 | \$1,250,000.00 | \$1,056,462.60 | \$1,092,668.24 | \$999,170.63   |         |
|          | 609589202105131               | 3/1/2036           | 2.000  |         | 2.78%           |                |                |                |                |         |
|          | FEDERAL RESERVE BANK, ST. AFS |                    |        |         |                 |                |                |                |                |         |
| FRSL     | 3140QHPU3                     | FNMA Pool #CA9434  | CA9434 |         | \$45,000,000.00 | \$250,000.00   | \$211,292.52   | \$218,533.65   | \$199,834.13   |         |
|          | 609589202105131               | 3/1/2036           | 2.000  |         | 0.56%           |                |                |                |                |         |
|          | FEDERAL RESERVE BANK, ST. AFS |                    |        |         |                 |                |                |                |                |         |
| FRSL     | 3133KLAL1                     | FHLMC Pool #RA4511 | RA4511 |         | \$6,644,672.00  | \$1,830,000.00 | \$1,772,486.83 | \$1,785,190.61 | \$1,506,064.34 |         |
|          | 593101202102101               | 2/1/2051           | 1.500  |         | 27.54%          |                |                |                |                |         |
|          | FEDERAL RESERVE BANK, ST. HTM |                    |        |         |                 |                |                |                |                |         |
| FRSL     | 3133KLAL1                     | FHLMC Pool #RA4511 | RA4511 |         | \$6,644,672.00  | \$784,672.00   | \$760,011.36   | \$765,458.52   | \$645,774.05   |         |
|          | 593101202102101               | 2/1/2051           | 1.500  |         | 11.81%          |                |                |                |                |         |
|          | FEDERAL RESERVE BANK, ST. HTM |                    |        |         |                 |                |                |                |                |         |
|          | Z MBS - Fixed Rate            |                    |        |         |                 |                |                |                |                |         |
| FRSL     | 3138ESAM0                     | FNMA Pool #AL9911  | AL9911 |         | \$10,000,000.00 | \$5,000,000.00 | \$1,271,419.30 | \$1,331,131.80 | \$1,322,949.93 |         |
|          | 472040201708181               | 9/1/2039           | 2.402  |         | 50.00%          |                |                |                |                |         |
|          | FEDERAL RESERVE BANK, ST. AFS |                    |        |         |                 |                |                |                |                |         |
|          | 1 MBS - Variable Rate         |                    |        |         |                 |                |                |                |                |         |
| FRSL     | 3133ELZB3                     | FFCB Callable      |        |         | \$10,000,000.00 | \$5,000,000.00 | \$1,271,419.30 | \$1,331,131.80 | \$1,322,949.93 |         |
|          | 552716202005081               | 5/14/2035          | 1.950  | AA+     | 100.00%         |                |                |                |                |         |
|          | FEDERAL RESERVE BANK, ST. AFS |                    |        |         |                 |                |                |                |                |         |

\*\* If no data is shown, then there are no pledges for the current period.

# Reportfolio

Simmons First National Bank, Pine Bluff, AR  
 Published: 6/1/2022 2:27:38 PM

Management Report  
 Pledged To: COOKE COUNTY

Date: 31-May-22  
 Section V-C  
 Page: 206

## Safetkeeping

| Code                                  | Cusip Trans#                      | Description Maturity | Prerefund                                           | Pool Coupon | Moody SldPoor | Original Face Pledged Percent | Original Face Value | Pledged Par Value | Pledged Book Value | Pledged Market Value |
|---------------------------------------|-----------------------------------|----------------------|-----------------------------------------------------|-------------|---------------|-------------------------------|---------------------|-------------------|--------------------|----------------------|
| FRSL                                  | 3133EL6C3                         | FFCB Callable        |                                                     |             |               |                               |                     |                   |                    |                      |
|                                       | 628952202109211                   | 9/10/2035            |                                                     | 1.730       | Aaa           | \$25,000,000.00               | \$490,000.00        | \$490,000.00      | \$480,406.18       | \$384,829.83         |
|                                       | FEDERAL RESERVE BANK, ST. HTM     |                      |                                                     |             |               |                               |                     |                   |                    |                      |
| FRSL                                  | 3133EL6C3                         | FFCB Callable        |                                                     |             |               |                               |                     |                   |                    |                      |
|                                       | 628952202109211                   | 9/10/2035            |                                                     | 1.730       | Aaa           | \$500,000.00                  | \$500,000.00        | \$500,000.00      | \$490,210.39       | \$392,683.50         |
|                                       | FEDERAL RESERVE BANK, ST. HTM     |                      |                                                     |             |               |                               |                     |                   |                    |                      |
| 3 Agency Notes/Bonds - FR             |                                   |                      |                                                     |             |               |                               | \$10,990,000.00     | \$10,990,000.00   | \$10,970,616.57    | \$8,886,513.33       |
| Total Pledged 11 To: COK COOKE COUNTY |                                   |                      |                                                     |             |               |                               | \$23,129,672.00     | \$18,618,312.10   | \$18,807,856.51    | \$15,978,299.34      |
| \$0.00                                | Munis with Maturity Under 2 Years | \$0.00               | Other securities with Stated Maturity Under 2 Years |             |               |                               |                     |                   |                    |                      |
| \$0.00                                | Munis with Maturity Over 2 Years  | \$18,618,312.10      | Other securities with Stated Maturity Over 2 Years  |             |               |                               |                     |                   |                    |                      |

\*\* If no data is shown, then there are no pledges for the current period.

PAGE 1 05/31/22 19:19:42  
HOLDINGS BAPN032N  
CC3 PROD

FEDERAL RESERVE BANK PLEDGEE

DISTRB PT J1  
AS OF CLOSE OF BUSINESS 05-31-2022

PLEDGEE: COOKE COUNTY J7BM INSTITUTION ID: #J7BM  
100 S. DIXON  
RM. 106

GAINESVILLE TX 76240

HOLDER : 082900432 - SIMMONS PB AR

RESP FRB:H2

ACCOUNT: J7BM - \*COOKE COUNTY

CUSIP #

BVF

PAR

| BALANCE                                 | BOOK VALUE    |              |              |
|-----------------------------------------|---------------|--------------|--------------|
| 3133ELZB3 1.95 FCOR 21-35 AN 05-14-35   |               |              | 1.0000000000 |
| 10,000,000.00                           | 10,000,000.00 |              |              |
| 3133EL6C3 1.73 FCOR 21-35 AX 09-10-35   |               |              | 1.0000000000 |
| 990,000.00                              | 990,000.00    |              |              |
| 3133KLAL1 FEPC 01.500 CLRA4511 02-01-51 |               |              | 0.9685720400 |
| 2,614,672.00                            | 2,532,498.19  |              |              |
| 3138ESAM0 FNAR XX.XXX WSAL9911 09-01-39 |               |              | 0.2542838600 |
| 5,000,000.00                            | 1,271,419.30  |              |              |
| 3140QHPU3 FNMS 02.000 CICA9434 03-01-36 |               |              | 0.8451700800 |
| 4,525,000.00                            | 3,824,394.61  |              |              |
|                                         |               | SUBTOTAL:    |              |
| 23,129,672.00                           | 18,618,312.10 |              |              |
|                                         |               | GRAND TOTAL: |              |
| 23,129,672.00                           | 18,618,312.10 |              |              |



**Pledge Security Listing**  
May 31, 2022

| ID                            | CUSIP     | Description  | Safeguarding Location | Safeguarding Receipt | Coupon | Maturity Date | Call Date | Moody | S&P | Fitch | ASC 320 | Face Amount      | Current Par       | Current Book Value | Market Value      | Gain(Loss)        |
|-------------------------------|-----------|--------------|-----------------------|----------------------|--------|---------------|-----------|-------|-----|-------|---------|------------------|-------------------|--------------------|-------------------|-------------------|
| 4226                          | 3138W0Y19 | FNMA MASC314 | FHLB                  |                      | 2.50   | 01/01/2030    |           | AAA   | AA+ | AAA   | HTM     | 1,500,000        | 285,200.76        | 288,686.37         | 279,953.07        | (8,733.31)        |
| <b>Total for COOKE COUNTY</b> |           |              |                       |                      |        |               |           |       |     |       |         | <b>1,500,000</b> | <b>285,200.76</b> | <b>288,686.37</b>  | <b>279,953.07</b> | <b>(8,733.31)</b> |

**INVESTMENTS-TEXPOOL**  
**PATTY BRENNAN, COOKE COUNTY TREASURER**  
**MAY 2022**

| ACCT NAME                | BALANCE FORWARD        | DEPOSITS    | WITH-DRAWALS           | CURRENT INTEREST   | ENDING BALANCE         |
|--------------------------|------------------------|-------------|------------------------|--------------------|------------------------|
| GENERAL                  | \$ 3,199,369.81        | \$ -        | \$ 1,000,000.00        | \$ 1,518.00        | \$ 2,200,887.81        |
| R & B -1                 | \$ 646,629.23          | \$ -        | \$ -                   | \$ 342.03          | \$ 646,971.26          |
| R & B -2                 | \$ 106,295.08          | \$ -        | \$ -                   | \$ 56.22           | \$ 106,351.30          |
| R & B -3                 | \$ 686,828.75          | \$ -        | \$ -                   | \$ 363.31          | \$ 687,192.06          |
| R & B -4                 | \$ 591,791.43          | \$ -        | \$ -                   | \$ 313.03          | \$ 592,104.46          |
| FM & L                   | \$ 227,882.64          | \$ -        | \$ -                   | \$ 120.53          | \$ 228,003.17          |
| STATE FUNDS              | \$ 10,069.41           | \$ -        | \$ -                   | \$ 5.36            | \$ 10,074.77           |
| ADULT PROB               | \$ 204,074.60          | \$ -        | \$ -                   | \$ 107.94          | \$ 204,182.54          |
| COURT REP                | \$ 9,448.93            | \$ -        | \$ -                   | \$ 5.02            | \$ 9,453.95            |
| PERM IMP                 | \$ 1,208,033.25        | \$ -        | \$ 100,000.00          | \$ 621.55          | \$ 1,108,654.80        |
| LAW ENFORCEMENT ED       | \$ 10,624.03           | \$ -        | \$ -                   | \$ 5.65            | \$ 10,629.68           |
| JP-CH SECURITY           | \$ 15,908.88           | \$ -        | \$ -                   | \$ 8.43            | \$ 15,917.31           |
| DIST CLK RECORDS MGMT    | \$ 15,943.34           | \$ -        | \$ -                   | \$ 8.44            | \$ 15,951.78           |
| DIST CLK ARCHIVE         | \$ 4,250.45            | \$ -        | \$ -                   | \$ 2.23            | \$ 4,252.68            |
| LAW LIBRARY              | \$ 117,177.09          | \$ -        | \$ -                   | \$ 61.96           | \$ 117,239.05          |
| JP TECH                  | \$ 27,905.89           | \$ -        | \$ -                   | \$ 14.78           | \$ 27,920.67           |
| C H SECURITY             | \$ 103,176.72          | \$ -        | \$ -                   | \$ 54.57           | \$ 103,231.29          |
| LIBRARY                  | \$ 50,213.83           | \$ -        | \$ -                   | \$ 26.53           | \$ 50,240.36           |
| ARCHIVE                  | \$ 57,852.35           | \$ -        | \$ -                   | \$ 30.60           | \$ 57,882.95           |
| DIST ATTY FORFEITURE     | \$ 38,162.73           | \$ -        | \$ -                   | \$ 20.20           | \$ 38,182.93           |
| SHERIFF FORFEITURE       | \$ 30,614.78           | \$ -        | \$ -                   | \$ 16.22           | \$ 30,631.00           |
| JAIL COMMISSARY          | \$ 134,121.73          | \$ -        | \$ -                   | \$ 70.98           | \$ 134,192.71          |
| 2004 GO-REFUNDING        | \$ 100,887.66          | \$ -        | \$ -                   | \$ 53.33           | \$ 100,940.99          |
| HOTEL/MOTEL TAX          | \$ 189,497.90          | \$ -        | \$ -                   | \$ 100.26          | \$ 189,598.16          |
| AMERICAN RESCUE GRANT    | \$ 1,000,625.83        | \$ -        | \$ -                   | \$ 529.28          | \$ 1,001,155.11        |
| <b>TOTAL: TREAS FUND</b> | <b>\$ 8,787,386.34</b> | <b>\$ -</b> | <b>\$ 1,100,000.00</b> | <b>\$ 4,456.45</b> | <b>\$ 7,691,842.79</b> |

| YEAR - TO - DATE INTEREST | BAL FORWARD: | CURRENT INT.: | BALANCE:    |
|---------------------------|--------------|---------------|-------------|
|                           | \$ 4,556.18  | \$ 4,456.45   | \$ 9,012.63 |

AVG. YEILD FOR MAY 2022                      0.62% MKT VALUE/ SHAR                      \$ 1.00

**INVESTMENTS-TEX STAR  
PATTY BRENNAN, COOKE COUNTY TREASURER  
MAY 2022**

| ACCT NAME                | BALANCE FORWARD        | DEPOSITS    | WITH-DRAWALS | CURRENT INTEREST   | ENDING BALANCE         |
|--------------------------|------------------------|-------------|--------------|--------------------|------------------------|
| GENERAL                  | \$ 2,089,298.21        | \$ -        | \$ -         | \$ 1,146.13        | \$ 2,090,444.34        |
| R & B -1                 | \$ 305,301.64          | \$ -        | \$ -         | \$ 167.46          | \$ 305,469.10          |
| R & B -2                 | \$ 150,026.41          | \$ -        | \$ -         | \$ 82.31           | \$ 150,108.72          |
| R & B -3                 | \$ 286,664.95          | \$ -        | \$ -         | \$ 157.27          | \$ 286,822.22          |
| R & B -4                 | \$ 376,418.99          | \$ -        | \$ -         | \$ 206.50          | \$ 376,625.49          |
| FM & L                   | \$ 235,652.46          | \$ -        | \$ -         | \$ 129.27          | \$ 235,781.73          |
| ADULT PROBATION          | \$ 154,229.60          | \$ -        | \$ -         | \$ 84.59           | \$ 154,314.19          |
| PERM IMP                 | \$ 745,647.70          | \$ -        | \$ -         | \$ 409.03          | \$ 746,056.73          |
| COURTHOUSE SECURITY      | \$ 83,330.70           | \$ -        | \$ -         | \$ 45.72           | \$ 83,376.42           |
| ARCHIVE FEES             | \$ 66,771.31           | \$ -        | \$ -         | \$ 36.63           | \$ 66,807.94           |
| 2012 GO REFUNDING        | \$ 100,019.31          | \$ -        | \$ -         | \$ 54.87           | \$ 100,074.18          |
| HOTEL/MOTEL TAX          | \$ 123,726.60          | \$ -        | \$ -         | \$ 67.88           | \$ 123,794.48          |
| AMERICAN RESCUE GRANT    | \$ 1,000,437.01        | \$ -        | \$ -         | \$ 548.79          | \$ 1,000,985.80        |
| <b>TOTAL: TREAS FUND</b> | <b>\$ 5,717,524.89</b> | <b>\$ -</b> | <b>\$ -</b>  | <b>\$ 3,136.45</b> | <b>\$ 5,720,661.34</b> |

| YEAR - TO - DATE INTEREST | BAL FORWARD | CURRENT INT. | BALANCE     |
|---------------------------|-------------|--------------|-------------|
|                           | \$ 2,258.80 | \$ 3,136.45  | \$ 5,395.25 |

AVG. YEILD FOR MAY 2022                      0.65%    MKT VALUE / SHARE \$                      1.00

**INVESTMENTS-LOGIC**  
**PATTY BRENNAN, COOKE COUNTY TREASURER**  
**MAY 2022**

| ACCT NAME                | BALANCE FORWARD         | DEPOSITS    | WITH-DRAWALS | CURRENT INTEREST   | ENDING BALANCE          |
|--------------------------|-------------------------|-------------|--------------|--------------------|-------------------------|
| GENERAL                  | \$ 7,643,981.99         | \$ -        | \$ -         | \$ 5,267.19        | \$ 7,649,249.18         |
| R & B -1                 | \$ 985,906.69           | \$ -        | \$ -         | \$ 679.35          | \$ 986,586.04           |
| R & B -2                 | \$ 206,329.95           | \$ -        | \$ -         | \$ 142.18          | \$ 206,472.13           |
| R & B -3                 | \$ 960,820.54           | \$ -        | \$ -         | \$ 662.05          | \$ 961,482.59           |
| R & B -4                 | \$ 942,943.29           | \$ -        | \$ -         | \$ 649.76          | \$ 943,593.05           |
| FM & L                   | \$ 281,337.38           | \$ -        | \$ -         | \$ 193.84          | \$ 281,531.22           |
| ADULT PROBATION          | \$ 189,244.71           | \$ -        | \$ -         | \$ 130.41          | \$ 189,375.12           |
| PERM IMP                 | \$ 1,334,205.16         | \$ -        | \$ -         | \$ 919.34          | \$ 1,335,124.50         |
| LAW LIBRARY              | \$ 51,510.58            | \$ -        | \$ -         | \$ 35.52           | \$ 51,546.10            |
| COURTHOUSE SECURITY      | \$ 53,135.00            | \$ -        | \$ -         | \$ 36.61           | \$ 53,171.61            |
| RECORDS MANAGEMENT       | \$ 20,880.43            | \$ -        | \$ -         | \$ 14.39           | \$ 20,894.82            |
| ARCHIVE FEES             | \$ 76,511.23            | \$ -        | \$ -         | \$ 52.74           | \$ 76,563.97            |
| DIST ATTY FORFEITURE     | \$ 26,476.58            | \$ -        | \$ -         | \$ 18.26           | \$ 26,494.84            |
| SHERIFF FOREITURE        | \$ 26,476.58            | \$ -        | \$ -         | \$ 18.26           | \$ 26,494.84            |
| 2012 GO REFUNDING        | \$ 300,436.73           | \$ -        | \$ -         | \$ 207.03          | \$ 300,643.76           |
| HOTEL TAX FUND           | \$ 150,076.64           | \$ -        | \$ -         | \$ 103.43          | \$ 150,180.07           |
| AMERICAN RESCUE GRANT    | \$ 1,001,015.98         | \$ -        | \$ -         | \$ 689.76          | \$ 1,001,705.74         |
| <b>TOTAL: TREAS FUND</b> | <b>\$ 14,251,289.46</b> | <b>\$ -</b> | <b>\$ -</b>  | <b>\$ 9,820.12</b> | <b>\$ 14,261,109.58</b> |

| YEAR - TO - DATE INTEREST | BAL FORWARD  | CURRENT INT. | BALANCE      |
|---------------------------|--------------|--------------|--------------|
|                           | \$ 10,474.68 | \$ 9,820.12  | \$ 20,294.80 |

AVG. YEILD FOR MAY 2022                      0.81% MKT VALU/SHARE \$                      1.00

C.D. INVESTMENTS

-----

SIMMONS BANK

MAY 2022

| <u>C.D.#</u>            | <u>PURCHASE DATE</u> | <u>AMOUNT</u> | <u>MAT. DATE</u> |
|-------------------------|----------------------|---------------|------------------|
| Library Liddell 2363    | Jan 17, 2021         | 7,500.00      | Jan 25, 2023     |
| Library Liddell 2389    | Jan 17, 2021         | 7,500.00      | Jan 25, 2023     |
| Library Rosenstein 5099 | Dec 12, 2020         | 11,000.00     | Dec 12, 2023     |
| Library Rosenstein 8294 | Mar 16, 2021         | 8,000.00      | Mar 24, 2024     |

INT. EARNED MONTHLY:

2-Liddell CD's @ 1.00%  
Rosenstein #5099 CD @ 1.00%  
Rosenstein #8294 CD @ .60%

Interest is deposited into the Treasurer's Fund. The 4 Library's CDs' interest is deposited quarterly.

THE FIRST STATE BANK

| <u>C.D.#</u> | <u>PURCHASE DATE</u> | <u>AMOUNT</u> | <u>MAT. DATE</u> |
|--------------|----------------------|---------------|------------------|
| GEN/6877     | Dec17, 2020          | 250,000.00    | Dec 17, 2022     |

INT. EARNED MONTHLY:

Gen CD @ .50% \*  
(\* With a Bump-up feature)

Interest accrues monthly and is deposited monthly with depository bank into the Treasurer's Fund

COOKE COUNTY  
16960003

Activity Statement for Currency USD

05/01/2022 - 05/31/2022  
Page 1

| Activity Type<br>Date<br>Receipt | Description<br>Rate<br>Security | Maturity   | SK Receipt(s) | Par/Shares<br>Original Face<br>Withholding | Principal<br>Interest/Dividend<br>Net Amount |
|----------------------------------|---------------------------------|------------|---------------|--------------------------------------------|----------------------------------------------|
| <b>Settled/Cleared Activity</b>  |                                 |            |               |                                            |                                              |
| <b>RECEIPTS</b>                  |                                 |            |               |                                            |                                              |
| 05/05/2022                       | CAPITAL ONE BANK USA NA CD      | 05/06/2024 |               | 246,000.00                                 | 246,000.00                                   |
|                                  | 2.65                            |            |               | .00                                        | 17.86                                        |
| 409001971                        | 14042TFT9                       |            |               | .00                                        | 246,017.86                                   |
| 05/05/2022                       | CAPITAL ONE NA CD               | 05/06/2024 |               | 246,000.00                                 | 246,000.00                                   |
|                                  | 2.65                            |            |               | .00                                        | 17.86                                        |
| 409001972                        | 14042RQX2                       |            |               | .00                                        | 246,017.86                                   |
| <b>Total</b>                     | <b>RECEIPTS</b>                 |            |               | <b>492,000.00</b>                          | <b>492,000.00</b>                            |
|                                  |                                 |            |               | .00                                        | 35.72                                        |
|                                  |                                 |            |               |                                            | <b>492,035.72</b>                            |

|                   |                         |            |  |                   |                   |
|-------------------|-------------------------|------------|--|-------------------|-------------------|
| <b>MATURITIES</b> |                         |            |  |                   |                   |
| 05/05/2022        | GOLDMAN SACHS BK USA CD | 05/05/2022 |  | 249,000.00        | 249,000.00        |
|                   | .10                     |            |  | .00               | .00               |
| 286005505         | 38149MVY6               |            |  | .00               | 249,000.00        |
| 05/05/2022        | SAFRA NATL BANK CD      | 05/05/2022 |  | 249,000.00        | 249,000.00        |
|                   | .10                     |            |  | .00               | .00               |
| 286005506         | 78658REU1               |            |  | .00               | 249,000.00        |
| <b>Total</b>      | <b>MATURITIES</b>       |            |  | <b>498,000.00</b> | <b>498,000.00</b> |
|                   |                         |            |  | .00               | .00               |
|                   |                         |            |  |                   | <b>498,000.00</b> |

|                 |                          |            |  |            |                 |
|-----------------|--------------------------|------------|--|------------|-----------------|
| <b>INTEREST</b> |                          |            |  |            |                 |
| 05/02/2022      | UNITED STATES TREAS NOTE | 04/30/2023 |  | .00        | .00             |
|                 | .125                     |            |  | .00        | 625.00          |
| 286005501       | 91282CBX8                |            |  | .00        | 625.00          |
| 05/05/2022      | GOLDMAN SACHS BK USA CD  | 05/05/2022 |  | .00        | .00             |
|                 | .10                      |            |  | .00        | 249.00          |
| 286005505       | 38149MVY6                |            |  | .00        | 249.00          |
| 05/05/2022      | SAFRA NATL BANK CD       | 05/05/2022 |  | .00        | .00             |
|                 | .10                      |            |  | .00        | 248.32          |
| 286005506       | 78658REU1                |            |  | .00        | 248.32          |
| 05/24/2022      | FEDERAL HOME LN MTG CORP | 11/24/2023 |  | .00        | .00             |
|                 | .32                      |            |  | .00        | 1,600.00        |
| 408000957       | 3134GXCA0                |            |  | .00        | 1,600.00        |
| <b>Total</b>    | <b>INTEREST</b>          |            |  | <b>.00</b> | <b>2,722.32</b> |
|                 |                          |            |  | .00        | 2,722.32        |
|                 |                          |            |  |            | <b>2,722.32</b> |

PNC and PNC Bank are registered marks of The PNC Financial Services Group, Inc. (PNC).  
PNC makes no representations as to the accuracy or completeness of the information herein.



COOKE COUNTY  
16960003

Custody Holdings for Currency USD

As of 05/31/2022  
Page 2

| Security Receipt               | Trade Date Settlement Date | Cost Basis  | ParShares Original Face | Description Rate, Maturity    | Principal Cost Market Value | Date Priced |
|--------------------------------|----------------------------|-------------|-------------------------|-------------------------------|-----------------------------|-------------|
| 14042RQX2                      | 04/27/2022                 | 100,000,000 | 246,000.00              | CAPITAL ONE NA CD             | 246,000.00                  |             |
| 409001972                      | 05/05/2022                 |             | .00                     | 2.65, 05/06/2024              | 245,302.10                  | 05/31/2022  |
| 14042FT9                       | 04/27/2022                 | 100,000,000 | 246,000.00              | CAPITAL ONE BANK USA NA CD    | 246,000.00                  |             |
| 409001971                      | 05/05/2022                 |             | .00                     | 2.65, 05/06/2024              | 245,302.10                  | 05/31/2022  |
| 3134GXCA0                      | 11/30/2021                 | 99,645,700  | 1,000,000.00            | FEDERAL HOME LN MTG CORP      | 996,457.00                  |             |
| 408000957                      | 12/02/2021                 |             | .00                     | .32, 11/24/2023               | 968,289.00                  | 05/31/2022  |
| 91282CBX8                      | 04/28/2021                 | 100,000,000 | 1,000,000.00            | UNITED STATES TREAS NOTE      | 1,000,000.00                |             |
| 286005501                      | 04/30/2021                 |             | .00                     | .125, 04/30/2023              | 982,227.00                  | 05/31/2022  |
| 91282CDA6                      | 03/16/2022                 | 97,885,500  | 2,000,000.00            | UNITED STATES TREAS NTS       | 1,957,710.00                |             |
| 409001431                      | 03/18/2022                 |             | .00                     | .25, 09/30/2023               | 1,947,968.00                | 05/31/2022  |
| <b>Total USD Par</b>           |                            |             | <b>4,492,000.00</b>     | <b>Total USD Cost</b>         | <b>4,446,167.00</b>         |             |
| <b>Total USD Original Face</b> |                            |             | <b>4,492,000.00</b>     | <b>Total USD Market Value</b> | <b>4,389,088.20</b>         |             |

PNC and PNC Bank are registered marks of The PNC Financial Services Group, Inc. (PNC).  
PNC makes no representations as to the accuracy or completeness of the information herein.



| DATE     | FUND NAME                     | CHECKING ACCOUNT | CHECKING AMOUNT | TDOA ACCOUNT                                   | TDOA AMOUNT                                                                | FUND TOTAL    |
|----------|-------------------------------|------------------|-----------------|------------------------------------------------|----------------------------------------------------------------------------|---------------|
| 2022 001 | GENERAL                       | TREAS FUND       | 3,968,345.69    | TEXPOOL LOGIC<br>TEXSTAR T-BILLS<br>CERT DEPOS | 2,200,887.81<br>7,649,249.18<br>2,090,444.34<br>3,959,373.43<br>742,000.00 | 20,610,300.45 |
| 2022 011 | ROAD & BRIDGE 1               | TREAS FUND       | 498,164.71      | TEXPOOL LOGIC<br>TEXSTAR STONE                 | 646,971.26<br>986,586.04<br>305,469.10                                     | 2,437,191.11  |
| 2022 012 | ROAD & BRIDGE 2               | TREAS FUND       | 553,519.74      | TEXPOOL LOGIC<br>TEXSTAR                       | 106,351.30<br>206,472.13<br>150,108.72                                     | 1,016,451.89  |
| 2022 013 | ROAD & BRIDGE 3               | TREAS FUND       | 355,340.57      | TEXPOOL LOGIC<br>TEXSTAR                       | 687,192.06<br>961,482.59<br>286,822.22                                     | 2,290,837.44  |
| 2022 014 | ROAD & BRIDGE 4               | TREAS FUND       | 498,283.57      | TEXPOOL LOGIC<br>TEXSTAR                       | 592,104.46<br>943,593.05<br>376,625.49                                     | 2,410,606.57  |
| 2022 019 | FM & LATERAL                  | TREAS FUND       | 86,697.70       | TEXPOOL LOGIC<br>TEXSTAR                       | 228,003.17<br>281,531.22<br>235,781.73                                     | 832,013.82    |
| 2022 020 | TJPC                          | TREAS FUND       | 43,245.23       | TEXPOOL LOGIC<br>TEXSTAR                       |                                                                            | 43,245.23     |
| 2022 021 | JUVENILE PROB-ISP             | TREAS FUND       |                 | TEXPOOL LOGIC<br>TEXSTAR                       |                                                                            |               |
| 2022 022 | JUVENILE PROBATION            | TREAS FUND       | 47,637.37       | TEXPOOL LOGIC<br>TEXSTAR                       |                                                                            | 47,637.37     |
| 2022 023 | JUVENILE PROB. IV-E           | TREAS FUND       | 105.77          | TEXPOOL LOGIC<br>TEXSTAR                       |                                                                            | 105.77        |
| 2022 024 | JUVENILE DELINQUENCY PREVENTN | TREAS FUND       | 18,323.22       | TEXPOOL LOGIC<br>TEXSTAR                       |                                                                            | 18,323.22     |
| 2022 028 | ADULT PROBATION               | TREAS FUND       | 41,809.49       | TEXPOOL LOGIC<br>TEXSTAR                       | 204,182.54<br>189,375.12<br>154,314.19                                     | 589,681.34    |
| 2022 029 | COMMUNITY CORRECTIONS         | TREAS FUND       | 6,624.54        | TEXPOOL LOGIC                                  |                                                                            | 6,624.54      |
| 2022 031 | CONTRACT ELECTIONS            | TREAS FUND       | 17,333.22       | TEXPOOL LOGIC                                  |                                                                            | 17,333.22     |
| 2022 032 | DISTRICT CLERK PRESERVATION   | TREAS FUND       | 247,097.30-     | TEXPOOL                                        |                                                                            |               |



| FUND NAME                              | CHECKING ACCOUNT | CHECKING AMOUNT | TDOA ACCOUNT                         | TDOA AMOUNT                                | FUND TOTAL   |
|----------------------------------------|------------------|-----------------|--------------------------------------|--------------------------------------------|--------------|
| 2022 033 COUNTY/DISTRICT TECHNOLOGY    | TREAS FUND       | 10,234.80       | LOGIC<br>TEXSTAR                     |                                            | 247,097.30-  |
| 2022 034 COURT REPORTER                | TREAS FUND       | 10,301.60       | TEXPOOL<br>LOGIC<br>TEXSTAR          | 9,453.95                                   | 10,234.80    |
| 2022 035 PERMANENT IMPROVEMENT         | TREAS FUND       | 65,895.16       | TEXPOOL<br>LOGIC<br>TEXSTAR<br>STONE | 1,108,654.80<br>1,335,124.50<br>746,056.73 | 19,755.55    |
| 2022 037 LAW ENFORCEMENT ED            | TREAS FUND       | 7,919.96        | TEXPOOL<br>LOGIC<br>TEXSTAR          | 10,629.68                                  | 3,255,731.19 |
| 2022 038 JP TECH                       | TREAS FUND       | 18,519.27       | TEXPOOL<br>LOGIC<br>TEXSTAR          | 27,920.67                                  | 18,549.64    |
| 2022 040 LAW LIBRARY                   | TREAS FUND       | 29,117.11       | TEXPOOL<br>LOGIC<br>TEXSTAR          | 117,239.05<br>51,546.10                    | 46,439.94    |
| 2022 041 CC LIBRARY FUND               | TREAS FUND       | 35,263.41       | TEXPOOL<br>LOGIC<br>TEXSTAR          | 50,240.36                                  | 197,902.26   |
| 2022 042 CC HISTORICAL COMM.           | TREAS FUND       | 2,541.49        | TEXPOOL<br>LOGIC<br>TEXSTAR          | 15,917.31                                  | 85,503.77    |
| 2022 043 JP COURTHOUSE SECURITY        | TREAS FUND       | 30,224.00       | TEXPOOL<br>LOGIC<br>TEXSTAR          | 46,141.31                                  | 2,541.49     |
| 2022 044 COURTHOUSE SECURITY           | TREAS FUND       | 64,312.97       | TEXPOOL<br>LOGIC<br>TEXSTAR          | 103,231.29<br>53,171.61<br>83,376.42       | 46,141.31    |
| 2022 046 CHAPTER 19                    | TREAS FUND       | 389.51-         | TEXPOOL                              |                                            | 304,092.29   |
| 2022 047 CC RECORDS MANAGEMENT         | TREAS FUND       | 10,748.11       | TEXPOOL                              |                                            | 389.51-      |
| 2022 048 COUNTY RECORDS MANAGEMENT     | TREAS FUND       | 6,504.36        | TEXPOOL<br>LOGIC<br>TEXSTAR          | 20,894.82                                  | 10,748.11    |
| 2022 049 CC RECORDS PRESERVATION       | TREAS FUND       | 11,496.16       | TEXPOOL<br>LOGIC<br>TEXSTAR          |                                            | 27,399.38    |
| 2022 050 DIST CLERK RECORDS MANAGEMENT | TREAS FUND       | 22,974.01       | TEXPOOL<br>LOGIC                     | 15,951.65                                  | 11,496.16    |

| FUND NAME                                       | CHECKING ACCOUNT | CHECKING AMOUNT | TDOA ACCOUNT          | TDOA AMOUNT                            | FUND TOTAL |
|-------------------------------------------------|------------------|-----------------|-----------------------|----------------------------------------|------------|
| 2022 051 DISTRICT CLERK ARCHIVE                 | TREAS FUND       | 28,792.04       | TEXPOOL LOGIC TEXSTAR | 4,252.81                               | 38,925.66  |
| 2022 052 COUNTY CLERK ARCHIVE FEE               | TREAS FUND       | 27,936.43       | TEXPOOL LOGIC TEXSTAR | 57,882.95<br>76,563.97<br>66,807.94    | 229,191.29 |
| 2022 053 CA CHECK COLLECTING                    | TREAS FUND       | 853.89          | TEXPOOL LOGIC TEXSTAR | 853.89                                 | 853.89     |
| 2022 054 DA CHECK COLLECTING                    | TREAS FUND       | 300.34          | TEXPOOL               | 300.34                                 | 300.34     |
| 2022 056 DISTRICT ATTY FORFEITURE               | TREAS FUND       | 29,977.53       | TEXPOOL LOGIC TEXSTAR | 38,182.93<br>26,494.84                 | 94,655.30  |
| 2022 057 D A SEIZURE FUND                       | TREAS FUND       | 51,055.75       | TEXPOOL               | 51,055.75                              | 51,055.75  |
| 2022 058 SHERIFF FORFEITURE                     | TREAS FUND       | 59,052.51       | TEXPOOL LOGIC TEXSTAR | 30,631.00<br>26,494.84                 | 116,178.35 |
| 2022 059 JAIL COMMISSARY                        | TREAS FUND       | 55,907.75       | TEXPOOL LOGIC TEXSTAR | 134,192.71                             | 190,100.46 |
| 2022 061 2004 GO REFUNDING DEBT SERVITREAS FUND | TREAS FUND       | 78,481.97       | TEXPOOL LOGIC TEXSTAR | 100,940.99<br>300,643.76<br>100,074.18 | 580,140.90 |
| 2022 088 STATE FEES                             | TREAS FUND       | 60,451.54       | TEXPOOL LOGIC TEXSTAR | 10,074.77                              | 70,526.31  |
| 2022 090 OFFICER'S TRUST                        | TREAS FUND       |                 | TEXPOOL               |                                        |            |
| 2022 091 LIBRARY TRUST - LIDDELL                | TREAS FUND       | 1,222.04        | CERT DEPOS            | 15,000.00                              | 16,222.04  |
| 2022 092 LIBRARY TRUST - ROSENSTEIN             | TREAS FUND       | 55.00           | CERT DEPOS            | 19,000.00                              | 19,055.00  |
| 2022 098 PAYROLL CLEARING                       | PAYROLL          |                 |                       |                                        |            |
| 2022 100 CHILD ABUSE PREVENTION FUND            | TREAS FUND       | 491.16          | TEXPOOL               |                                        | 491.16     |
| 2022 101 PRETRIAL DIVERSTON                     | TREAS FUND       | 13,720.03       | TEXPOOL               |                                        | 13,720.03  |
| 2022 102 HOTEL OCCUPANCY TAX FUND               | TREAS FUND       | 92,924.37       | TEXPOOL LOGIC TEXSTAR | 189,598.16<br>150,180.07<br>123,794.48 | 556,497.08 |
| 2022 103 HAVA GRANT FUND                        |                  |                 |                       |                                        |            |

DATE 06/20/2022 TIME 09:05

COMBINED STATEMENT OF CASH POSITION FOR MAY

GEL1102 PAGE 4

| FUND NAME | CHECKING ACCOUNT | CHECKING AMOUNT | TDOA ACCOUNT | TDOA AMOUNT | FUND TOTAL |
|-----------|------------------|-----------------|--------------|-------------|------------|
|-----------|------------------|-----------------|--------------|-------------|------------|

|                                     |            |            |                       |                                              |              |
|-------------------------------------|------------|------------|-----------------------|----------------------------------------------|--------------|
| 2022 104 AMERICAN RESCUE PROG GRANT | TREAS FUND | 456,523.32 | TEXPOOL LOGIC TEXSTAR | 1,001,155.11<br>1,001,705.74<br>1,000,985.80 | 3,460,369.97 |
|-------------------------------------|------------|------------|-----------------------|----------------------------------------------|--------------|

|       |  |              |  |               |               |
|-------|--|--------------|--|---------------|---------------|
| TOTAL |  | 7,171,742.09 |  | 32,408,987.34 | 39,580,729.43 |
|-------|--|--------------|--|---------------|---------------|

CHECK ACCOUNT  
CHECK  
ACCOUNT BALANCE - TREAS FUND 7,171,742.09

TOTAL 7,171,742.09

TDOA ACCOUNT  
TDOA  
ACCOUNT BALANCE - TEXPOOL 7,691,842.99  
ACCOUNT BALANCE - LOGIC 14,261,109.58  
ACCOUNT BALANCE - TEXSTAR 5,720,661.34  
ACCOUNT BALANCE - T-BILLS 3,959,373.43  
ACCOUNT BALANCE - CERT DEPOS 776,000.00

TOTAL 32,408,987.34

| ACCOUNT NAME                 | BEGINNING CASH BALANCE | CASH RECEIPTS | CASH DISBURSEMENTS | ENDING CASH BALANCE |
|------------------------------|------------------------|---------------|--------------------|---------------------|
| 2022 001 GENERAL             | 3,518,021.88           | 2,245,096.44  | 1,794,772.63       | 3,968,345.69        |
| CASH - GENERAL FUND          | 2,426.50               | .00           | .00                | 2,426.50            |
| CASH ON HAND                 | 3,199,369.81           | 1,518.00      | 1,000,000.00       | 2,200,887.81        |
| CASH INVESTED - TEXPOOL      | 7,643,981.99           | 5,267.19      | .00                | 7,649,249.18        |
| CASH INVESTED - LOGIC        | 2,089,298.21           | 1,146.13      | .00                | 2,090,444.34        |
| CASH INVESTED - TEXSTAR      | 3,959,373.43           | .00           | .00                | 3,959,373.43        |
| CASH INVESTED - STONE CASTLE | 748,000.00             | .00           | 6,000.00           | 742,000.00          |
| T-BILLS - INVESTMENTS        | 21,160,471.82          | 2,253,027.76  | 2,800,772.63       | 20,612,726.95       |
| CASH INVESTMENT-CD           |                        |               |                    |                     |
| FUND TOTALS                  |                        |               |                    |                     |

| ACCOUNT NAME             | BEGINNING CASH BALANCE | CASH RECEIPTS | CASH DISBURSEMENTS | ENDING CASH BALANCE |
|--------------------------|------------------------|---------------|--------------------|---------------------|
| 2022 011 ROAD & BRIDGE 1 | 529,376.51             | 93,469.08     | 124,680.88         | 498,164.71          |
| CASH - ROAD & BRIDGE # 1 | 646,629.23             | 342.03        | .00                | 646,971.26          |
| CASH INVESTED - TEXPOOL  | 985,976.69             | 679.35        | .00                | 986,586.04          |
| CASH INVESTED - LOGIC    | 305,301.64             | 167.46        | .00                | 305,469.10          |
| CASH INVESTED - TEXSTAR  | .00                    | .00           | .00                | .00                 |
| STONE CASTLE             | .00                    | .00           | .00                | .00                 |
| T-BILL INVESTMENTS       | 2,467,214.07           | 94,657.92     | 124,680.88         | 2,437,191.11        |
| FUND TOTALS              |                        |               |                    |                     |

| ACCOUNT NAME             | BEGINNING CASH BALANCE | CASH RECEIPTS | CASH DISBURSEMENTS | ENDING CASH BALANCE |
|--------------------------|------------------------|---------------|--------------------|---------------------|
| 2022 012 ROAD & BRIDGE 2 | 622,871.56             | 46,922.00     | 116,273.82         | 553,519.74          |
| CASH - ROAD & BRIDGE # 2 | 106,295.08             | 56.22         | .00                | 106,351.30          |
| CASH INVESTED - TEXPOOL  | 206,329.95             | 142.18        | .00                | 206,472.13          |
| CASH INVESTED - LOGIC    | 150,026.41             | 82.31         | .00                | 150,108.72          |
| CASH INVESTED - TEXSTAR  | 1,085,523.00           | 47,202.71     | 116,273.82         | 1,016,451.89        |
| T-BILL INVESTMENTS       |                        |               |                    |                     |
| FUND TOTALS              |                        |               |                    |                     |

| ACCOUNT NAME             | BEGINNING CASH BALANCE | CASH RECEIPTS | CASH DISBURSEMENTS | ENDING CASH BALANCE |
|--------------------------|------------------------|---------------|--------------------|---------------------|
| 2022 013 ROAD & BRIDGE 3 | 365,211.21             | 77,015.74     | 86,886.38          | 355,340.57          |
| CASH - ROAD & BRIDGE # 3 | 686,828.75             | 363.31        | .00                | 687,192.06          |
| CASH INVESTED - TEXPOOL  | 960,820.54             | 662.05        | .00                | 961,482.59          |
| CASH INVESTED - LOGIC    | 286,664.95             | 157.27        | .00                | 286,822.22          |
| CASH INVESTED - TEXSTAR  | 2,299,525.45           | 78,198.37     | 86,886.38          | 2,290,837.44        |
| T-BILL INVESTMENTS       |                        |               |                    |                     |
| FUND TOTALS              |                        |               |                    |                     |

| ACCOUNT NAME             | BEGINNING CASH BALANCE | CASH RECEIPTS | CASH DISBURSEMENTS | ENDING CASH BALANCE |
|--------------------------|------------------------|---------------|--------------------|---------------------|
| 2022 014 ROAD & BRIDGE 4 | 469,411.55             | 187,445.74    | 158,573.72         | 498,283.57          |
| CASH - ROAD & BRIDGE # 4 | 591,791.43             | 313.03        | .00                | 592,104.46          |
| CASH INVESTED - TEXPOOL  | 942,943.29             | 649.76        | .00                | 943,593.05          |
| CASH INVESTED - LOGIC    | 376,418.99             | 206.50        | .00                | 376,625.49          |
| CASH INVESTED - TEXSTAR  | 2,380,565.26           | 188,615.03    | 158,573.72         | 2,410,606.57        |
| T-BILL INVESTMENTS       |                        |               |                    |                     |
| FUND TOTALS              |                        |               |                    |                     |

| ACCOUNT NAME            | BEGINNING CASH BALANCE | CASH RECEIPTS | CASH DISBURSEMENTS | ENDING CASH BALANCE |
|-------------------------|------------------------|---------------|--------------------|---------------------|
| 2022 019 FM & LATERAL   | 86,222.23              | 475.47        | .00                | 86,697.70           |
| CASH - F M & LATERAL    | 227,882.64             | 120.53        | .00                | 228,003.17          |
| CASH INVESTED           | 281,337.38             | 81.84         | .00                | 281,531.22          |
| CASH INVESTED - LOGIC   | 235,652.46             | 129.27        | .00                | 235,781.73          |
| CASH INVESTED - TEXSTAR | 831,094.71             | 919.11        | .00                | 832,013.82          |
| T-BILL INVESTMENT       |                        |               |                    |                     |
| FUND TOTALS             |                        |               |                    |                     |

| ACCOUNT NAME          | BEGINNING CASH BALANCE | CASH RECEIPTS | CASH DISBURSEMENTS | ENDING CASH BALANCE |
|-----------------------|------------------------|---------------|--------------------|---------------------|
| 2022 020 TTPC         | 43,554.21              | 24,184.00     | 24,492.98          | 43,245.23           |
| CASH - T.J.P.C.       | .00                    | .00           | .00                | .00                 |
| CASH INVESTED         | .00                    | .00           | .00                | .00                 |
| CASH INVESTED - LOGIC |                        |               |                    |                     |

| ACCOUNT NAME                            | BEGINNING CASH BALANCE | CASH RECEIPTS | CASH DISBURSEMENTS | ENDING CASH BALANCE |
|-----------------------------------------|------------------------|---------------|--------------------|---------------------|
| 2022 021 JUVENILE PROB-ISP              | 43,554.21              | 24,184.00     | 24,492.98          | 43,245.23           |
| CASH INVESTED - TEXSTAR                 | .00                    | .00           | .00                | .00                 |
| INVESTMENTS                             | .00                    | .00           | .00                | .00                 |
| CASH INVESTED - LOGIC                   | .00                    | .00           | .00                | .00                 |
| CASH INVESTED - TEXSTAR                 | .00                    | .00           | .00                | .00                 |
| FUND TOTALS                             | .00                    | .00           | .00                | .00                 |
| 2022 022 JUVENILE PROBATION             | 47,363.30              | 274.07        | .00                | 47,637.37           |
| CASH - JUV. PROB. DIV                   | .00                    | .00           | .00                | .00                 |
| INVESTMENTS                             | .00                    | .00           | .00                | .00                 |
| FUND TOTALS                             | 47,363.30              | 274.07        | .00                | 47,637.37           |
| 2022 023 JUVENILE PROB. IV-E            | 105.47                 | .30           | .00                | 105.77              |
| CASH - IV-E                             | .00                    | .00           | .00                | .00                 |
| CASH INVESTED                           | .00                    | .00           | .00                | .00                 |
| CASH INVESTED - LOGIC                   | .00                    | .00           | .00                | .00                 |
| CASH INVESTED - TEXSTAR                 | .00                    | .00           | .00                | .00                 |
| FUND TOTALS                             | 105.47                 | .30           | .00                | 105.77              |
| 2022 024 JUVENILE DELINQUENCY PREVENTN  | 18,269.85              | 53.37         | .00                | 18,323.22           |
| CASH - JUVENILE DELINQUENCY PR          | .00                    | .00           | .00                | .00                 |
| INVESTMENTS                             | .00                    | .00           | .00                | .00                 |
| CASH INVESTED - LOGIC                   | .00                    | .00           | .00                | .00                 |
| CASH INVESTED - TEXSTAR                 | .00                    | .00           | .00                | .00                 |
| FUND TOTALS                             | 18,269.85              | 53.37         | .00                | 18,323.22           |
| 2022 028 ADULT PROBATION                | 44,545.67              | 34,738.59     | 37,474.77          | 41,809.49           |
| CASH - ADULT PROBATION                  | 75.00                  | .00           | .00                | 75.00               |
| CASH ON HAND                            | 204,074.60             | 107.94        | .00                | 204,182.54          |
| CASH INVESTED - TEXPOOL                 | 189,244.71             | 130.41        | .00                | 189,375.12          |
| CASH INVESTED - LOGIC                   | 154,229.60             | 84.59         | .00                | 154,314.19          |
| CASH INVESTED - TEXSTAR                 | 592,169.58             | 35,061.53     | 37,474.77          | 589,756.34          |
| FUND TOTALS                             | 12,173.86              | .00           | 5,549.32           | 6,624.54            |
| 2022 029 COMMUNITY CORRECTIONS          | 12,173.86              | .00           | .00                | 12,173.86           |
| CASH - COMMUNITY CORRECTI               | .00                    | .00           | .00                | .00                 |
| INVESTMENTS                             | .00                    | .00           | .00                | .00                 |
| CASH INVESTED - LOGIC                   | .00                    | .00           | .00                | .00                 |
| FUND TOTALS                             | 12,173.86              | .00           | .00                | 12,173.86           |
| 2022 031 CONTRACT ELECTIONS             | 17,283.69              | 49.53         | .00                | 17,333.22           |
| CASH - CONTRACT ELECTIONS               | .00                    | .00           | .00                | .00                 |
| CASH INVESTED - TEXPOOL                 | .00                    | .00           | .00                | .00                 |
| CASH INVESTED - LOGIC                   | .00                    | .00           | .00                | .00                 |
| FUND TOTALS                             | 17,283.69              | 49.53         | .00                | 17,333.22           |
| 2022 032 DISTRICT CLERK PRESERVATION    | 247,797.30             | 700.00        | .00                | 247,097.30          |
| CASH - DISTRICT CLERK PRESVANT          | .00                    | .00           | .00                | .00                 |
| INVESTMENTS                             | .00                    | .00           | .00                | .00                 |
| CASH INVESTED - LOGIC                   | .00                    | .00           | .00                | .00                 |
| CASH INVESTED - TEXSTAR                 | .00                    | .00           | .00                | .00                 |
| FUND TOTALS                             | 247,797.30             | 700.00        | .00                | 247,097.30          |
| 2022 033 COUNTY/DISTRICT TECHNOLOGY FUN | 10,185.07              | 673.73        | 624.00             | 10,234.80           |
| CASH - COUNTY/DISTRICT TECH             | .00                    | .00           | .00                | .00                 |

| ACCOUNT NAME                    | BEGINNING CASH BALANCE | CASH RECEIPTS | CASH DISBURSEMENTS | ENDING CASH BALANCE |
|---------------------------------|------------------------|---------------|--------------------|---------------------|
| 2022 034 COURT REPORTER         |                        |               |                    |                     |
| INVESTMENTS                     | 10,185.07              | 673.73        | 624.00             | 10,234.80           |
| CASH INVESTED - LOGIC           | .00                    | .00           | .00                | .00                 |
| CASH INVESTED - TEXSTAR         | .00                    | .00           | .00                | .00                 |
| FUND TOTALS                     | 10,185.07              | 673.73        | 624.00             | 10,234.80           |
| 2022 035 PERMANENT IMPROVEMENT  |                        |               |                    |                     |
| CASH - COURT REPORTER FUND      | 10,593.02              | 270.12        | 561.54             | 10,301.60           |
| INVESTMENTS                     | 9,448.93               | 5.02          | .00                | 9,453.95            |
| CASH INVESTED - LOGIC           | .00                    | .00           | .00                | .00                 |
| CASH INVESTED - TEXSTAR         | .00                    | .00           | .00                | .00                 |
| FUND TOTALS                     | 20,041.95              | 275.14        | 561.54             | 19,755.55           |
| 2022 037 LAW ENFORCEMENT ED     |                        |               |                    |                     |
| CASH - PERMANENT IMPROVEM       | 98,753.65              | 108,758.51    | 141,617.00         | 65,895.16           |
| CASH INVESTED - TEXPOOL         | 1,208,033.25           | 621.55        | 100,000.00         | 1,108,654.80        |
| CASH INVESTED - LOGIC           | 1,334,205.16           | 919.34        | .00                | 1,335,124.50        |
| CASH INVESTED - TEXSTAR         | 745,647.70             | 409.03        | .00                | 746,056.73          |
| STONE CASTLE                    | .00                    | .00           | .00                | .00                 |
| T-BILL INVESTMENTS              | .00                    | .00           | .00                | .00                 |
| FUND TOTALS                     | 3,386,639.76           | 110,708.43    | 241,617.00         | 3,255,731.19        |
| 2022 038 JP TECH                |                        |               |                    |                     |
| CASH - LAW ENFORCEMENT ED       | 7,895.80               | 24.16         | .00                | 7,919.96            |
| CASH INVESTED                   | 10,624.03              | 5.65          | .00                | 10,629.68           |
| CASH INVESTED - LOGIC           | .00                    | .00           | .00                | .00                 |
| CASH INVESTED - TEXSTAR         | .00                    | .00           | .00                | .00                 |
| FUND TOTALS                     | 18,519.83              | 29.81         | .00                | 18,549.64           |
| 2022 040 LAW LIBRARY            |                        |               |                    |                     |
| CASH - LAW LIBRARY              | 29,158.92              | 490.70        | 532.51             | 29,117.11           |
| CASH INVESTED                   | 117,177.09             | 61.96         | .00                | 117,239.05          |
| CASH INVESTED - LOGIC           | 51,510.58              | 35.52         | .00                | 51,546.10           |
| CASH INVESTED - TEXSTAR         | .00                    | .00           | .00                | .00                 |
| FUND TOTALS                     | 197,846.59             | 588.18        | 532.51             | 197,902.26          |
| 2022 041 CC LIBRARY FUND        |                        |               |                    |                     |
| CASH - COOKE COUNTY LIBRA       | 34,887.89              | 989.17        | 613.65             | 35,263.41           |
| CASH INVESTED                   | 50,213.83              | 26.53         | .00                | 50,240.36           |
| CASH INVESTED - LOGIC           | .00                    | .00           | .00                | .00                 |
| CASH INVESTED - TEXSTAR         | .00                    | .00           | .00                | .00                 |
| T-BILL INVESTMENTS              | .00                    | .00           | .00                | .00                 |
| FUND TOTALS                     | 85,101.72              | 1,015.70      | 613.65             | 85,503.77           |
| 2022 042 CC HISTORICAL COMM.    |                        |               |                    |                     |
| CASH - COOKE CO. HISTORIC       | 2,533.89               | 7.60          | .00                | 2,541.49            |
| FUND TOTALS                     | 2,533.89               | 7.60          | .00                | 2,541.49            |
| 2022 043 JP COURTHOUSE SECURITY |                        |               |                    |                     |
| CASH - JP COURTHOUSE SECURITY   | 30,110.55              | 113.45        | .00                | 30,224.00           |
| CASH INVESTED                   | 15,908.88              | 8.43          | .00                | 15,917.31           |

| ACCOUNT NAME                           | BEGINNING CASH BALANCE | CASH RECEIPTS | CASH DISBURSEMENTS | ENDING CASH BALANCE |
|----------------------------------------|------------------------|---------------|--------------------|---------------------|
| 2022 044 COURTHOUSE SECURITY           |                        |               |                    |                     |
| CASH - COURTHOUSE SECURITY             | 62,754.34              | 1,558.63      | .00                | 64,312.97           |
| CASH INVESTED                          | 103,176.72             | 54.57         | .00                | 103,231.29          |
| CASH INVESTED - LOGIC                  | 53,135.00              | 36.61         | .00                | 53,171.61           |
| CASH INVESTED - TEXSTAR                | 83,330.70              | 45.72         | .00                | 83,376.42           |
| FUND TOTALS                            | 302,396.76             | 1,695.53      | .00                | 304,092.29          |
| 2022 046 CHAPTER 19                    |                        |               |                    |                     |
| CASH - CHAPTER 19                      | 415.35-                | 594.24        | 568.40-            | 389.51-             |
| INVESTMENTS                            | .00                    | .00           | .00                | .00                 |
| FUND TOTALS                            | 415.35-                | 594.24        | 568.40-            | 389.51-             |
| 2022 047 CC RECORDS MANAGEMENT         |                        |               |                    |                     |
| CASH - CC RECORDS MANAGEMENT           | 10,716.72              | 31.39         | .00                | 10,748.11           |
| INVESTMENTS - TEXPOOL                  | .00                    | .00           | .00                | .00                 |
| FUND TOTALS                            | 10,716.72              | 31.39         | .00                | 10,748.11           |
| 2022 048 COUNTY RECORDS MANAGEMENT     |                        |               |                    |                     |
| CASH - RECORDS MANAGEMENT              | 6,006.57               | 497.79        | .00                | 6,504.36            |
| CASH INVESTED - TEXPOOL                | .20                    | .00           | .00                | .20                 |
| CASH INVESTED - LOGIC                  | 20,880.43              | 14.39         | .00                | 20,894.82           |
| CASH INVESTED - TEXSTAR                | .00                    | .00           | .00                | .00                 |
| FUND TOTALS                            | 26,887.20              | 512.18        | .00                | 27,399.38           |
| 2022 049 CC RECORDS PRESERVATION       |                        |               |                    |                     |
| CASH - RECORDS PRESERVATION            | 975.86                 | 10,520.30     | .00                | 11,496.16           |
| CASH INVESTED - TEXPOOL                | .00                    | .00           | .00                | .00                 |
| CASH INVESTED - LOGIC                  | .00                    | .00           | .00                | .00                 |
| CASH INVESTED - TEXSTAR                | .00                    | .00           | .00                | .00                 |
| FUND TOTALS                            | 975.86                 | 10,520.30     | .00                | 11,496.16           |
| 2022 050 DIST CLERK RECORDS MANAGEMENT |                        |               |                    |                     |
| CASH - D C RECORDS MANAGEMENT          | 24,103.59              | 431.28        | 1,560.86-          | 22,974.01           |
| CASH INVESTED                          | 15,943.21              | 8.44          | .00                | 15,951.65           |
| CASH INVESTED - LOGIC                  | .00                    | .00           | .00                | .00                 |
| CASH INVESTED - TEXSTAR                | .00                    | .00           | .00                | .00                 |
| FUND TOTALS                            | 40,046.80              | 439.72        | 1,560.86-          | 38,925.66           |
| 2022 051 DISTRICT CLERK ARCHIVE        |                        |               |                    |                     |
| DISTRICT CLERK ARCHIVE                 | 28,007.58              | 784.46        | .00                | 28,792.04           |
| INVESTMENTS                            | 4,250.58               | 2.23          | .00                | 4,252.81            |
| CASH INVESTED - LOGIC                  | .00                    | .00           | .00                | .00                 |
| CASH INVESTED - TEXSTAR                | .00                    | .00           | .00                | .00                 |
| FUND TOTALS                            | 32,258.16              | 786.69        | .00                | 33,044.85           |
| 2022 052 COUNTY CLERK ARCHIVE FEE      |                        |               |                    |                     |
| CASH - RECORDS ARCHIVE                 | 24,410.28              | 10,146.15     | 6,620.00-          | 27,936.43           |
| INVESTMENTS                            | 57,852.35              | 30.60         | .00                | 57,882.95           |
| CASH INVESTED - LOGIC                  | 76,511.23              | 52.74         | .00                | 76,563.97           |
| CASH INVESTED - TEXSTAR                | 66,771.31              | 36.63         | .00                | 66,807.94           |
| FUND TOTALS                            | 225,545.17             | 10,266.12     | 6,620.00-          | 229,191.29          |
| 2022 053 CA CHECK COLLECTING           |                        |               |                    |                     |
| CASH - CHECK COLLECTING &              | 887.27                 | 75.00         | 108.38-            | 853.89              |