



**MONTHLY REPORT**

**JUNE 2022**


**PATTY BRENNAN**


**COOKE COUNTY TREASURER**


**FINANCIAL REPORTS**


June 2022


In accordance with Local Government Code 114.026, this affidavit states the current cash and reports in the custody of the county treasurer as of the date of June 30, 2022.


  
Steve Starnes,  
Cooke County Judge

  
Pam Harrison,  
Cooke County Clerk

  
Gary Hollowell,  
Commissioner Pct. #1

  
Jason Snuggs,  
Commissioner Pct. #2

  
Adam Arendt,  
Commission Pct. #3

  
Leon Klement,  
Commissioner Pct. #4

**AFFIDAVIT**

**STATE OF TEXAS**

**COUNTY OF COOKE**

**The members of the Commissioners' Court of Cooke County, Texas, state as follows:**

The requirement of Subsection (C) of the Texas Local Government Code, §114.026 have been met for the term of **June 2022**. The amount of cash and other assets in the custody of the County Treasurer at the time of examination are:

Cash (includes on hand, money market accounts, and short-term investments) **\$ 41,711,568.27**

Other Assets (long term investments) \$ 0.00.

Sworn to and subscribed this 25<sup>th</sup> day of July 2022.

  
\_\_\_\_\_  
Steve Starnes, Cooke County Judge


  
\_\_\_\_\_  
Gary Hollowell, Commissioner, Pct 1

  
\_\_\_\_\_  
Jason Snuggs, Commissioner, Pct 2

  
\_\_\_\_\_  
Adam Arendt, Commissioner, Pct 3

  
\_\_\_\_\_  
Leon Klement, Commissioner, Pct 4

**ATTEST:**

  
\_\_\_\_\_  
Pam Harrison, County Clerk

TOTALS

PRIOR MONTH ENDING BANK STATEMENT BALANCE \$7,260,984.61 178  
 CLEARED DEPOSITS \$5,311,042.93 4  
 CLEARED ADDITIONS \$98,212.14 434  
 CLEARED CHECKS \$3,030,897.89-  
 CLEARED DEDUCTIONS \$3,053,906.16- 6

CURRENT MONTH ENDING BANK STATEMENT BALANCE \$6,585,435.63

CURRENT MONTH ENDING BANK STATEMENT BALANCE \$6,585,435.63 1  
 OUTSTANDING DEPOSITS \$16,175.10  
 OUTSTANDING ADDITIONS \$.00  
 OUTSTANDING CHECKS \$680,869.54- 700  
 OUTSTANDING DEDUCTIONS \$.00

RECONCILED BOOK BALANCE \$5,920,741.19

ENDING STATEMENT DATE 06/30/2022 CLERK: PB

C.D. INVESTMENTS

-----

SIMMONS BANK

JUNE 2022

<u>C.D.#</u>	<u>PURCHASE DATE</u>	<u>AMOUNT</u>	<u>MAT. DATE</u>
Library Liddell 2363	Jan 17, 2021	7,500.00	Jan 25, 2023
Library Liddell 2389	Jan 17, 2021	7,500.00	Jan 25, 2023
Library Rosenstein 5099	Dec 12, 2020	11,000.00	Dec 12, 2023
Library Rosenstein 8294	Mar 16, 2021	8,000.00	Mar 24, 2024

INT. EARNED MONTHLY:

2-Liddell CD's @ 1.00%  
Rosenstein #5099 CD @ 1.00%  
Rosenstein #8294 CD @ .60%

Interest is deposited into the Treasurer's Fund. The 4 Library's CDs' interest is deposited quarterly.

THE FIRST STATE BANK

<u>C.D.#</u>	<u>PURCHASE DATE</u>	<u>AMOUNT</u>	<u>MAT. DATE</u>
GEN/6877	Dec17, 2020	250,000.00	Dec 17, 2022

INT. EARNED MONTHLY:

Gen CD @ .50% \*  
(\* With a Bump-up feature)

Interest accrues monthly and is deposited monthly with depository bank into the Treasurer's Fund

**INVESTMENTS-TEXPOOL**  
**PATTY BRENNAN, COOKE COUNTY TREASURER**  
**JUNE 2022**

ACCT NAME	BALANCE FORWARD	DEPOSITS	WITH-DRAWALS	CURRENT INTEREST	ENDING BALANCE
GENERAL	\$ 2,200,887.81	\$ -	\$ -	\$ 1,811.27	\$ 2,202,699.08
R & B -1	\$ 646,971.26	\$ -	\$ -	\$ 532.41	\$ 647,503.67
R & B -2	\$ 106,351.30	\$ -	\$ -	\$ 87.50	\$ 106,438.80
R & B -3	\$ 687,192.06	\$ -	\$ 150,000.00	\$ 478.30	\$ 537,670.36
R & B -4	\$ 592,104.46	\$ -	\$ -	\$ 487.31	\$ 592,591.77
FM & L	\$ 228,003.17	\$ -	\$ -	\$ 187.65	\$ 228,190.82
STATE FUNDS	\$ 10,074.77	\$ -	\$ -	\$ 8.27	\$ 10,083.04
ADULT PROB	\$ 204,182.54	\$ -	\$ -	\$ 168.03	\$ 204,350.57
COURT REP	\$ 9,453.95	\$ -	\$ -	\$ 7.77	\$ 9,461.72
PERM IMP	\$ 1,108,654.80	\$ -	\$ -	\$ 912.34	\$ 1,109,567.14
LAW ENFORCEMENT ED	\$ 10,629.68	\$ -	\$ -	\$ 8.71	\$ 10,638.39
JP-CH SECURITY	\$ 15,917.31	\$ -	\$ -	\$ 13.08	\$ 15,930.39
DIST CLK RECORDS MGMT	\$ 15,951.78	\$ -	\$ -	\$ 13.14	\$ 15,964.92
DIST CLK ARCHIVE	\$ 4,252.68	\$ -	\$ -	\$ 3.56	\$ 4,256.24
LAW LIBRARY	\$ 117,239.05	\$ -	\$ -	\$ 96.44	\$ 117,335.49
JP TECH	\$ 27,920.67	\$ -	\$ -	\$ 22.94	\$ 27,943.61
C H SECURITY	\$ 103,231.29	\$ -	\$ -	\$ 84.98	\$ 103,316.27
LIBRARY	\$ 50,240.36	\$ -	\$ -	\$ 41.34	\$ 50,281.70
ARCHIVE	\$ 57,882.95	\$ -	\$ -	\$ 47.67	\$ 57,930.62
DIST ATTY FORFEITURE	\$ 38,182.93	\$ -	\$ -	\$ 31.44	\$ 38,214.37
SHERIFF FORFEITURE	\$ 30,631.00	\$ -	\$ -	\$ 25.23	\$ 30,656.23
JAIL COMMISSARY	\$ 134,192.71	\$ -	\$ -	\$ 110.41	\$ 134,303.12
2004 GO-REFUNDING	\$ 100,940.99	\$ -	\$ -	\$ 83.09	\$ 101,024.08
HOTEL/MOTEL TAX	\$ 189,598.16	\$ -	\$ -	\$ 156.03	\$ 189,754.19
AMERICAN RESCUE GRANT	\$ 1,001,155.11	\$ 1,000,000.00	\$ -	\$ 1,405.55	\$ 2,002,560.66
<b>TOTAL: TREAS FUND</b>	<b>\$ 7,691,842.79</b>	<b>\$ 1,000,000.00</b>	<b>\$ 150,000.00</b>	<b>\$ 6,824.46</b>	<b>\$ 8,548,667.25</b>

YEAR - TO - DATE INTEREST	BAL FORWARD:	CURRENT INT.:	BALANCE:
	\$ 9,012.63	\$ 6,824.46	\$ 15,837.09

AVG. YEILD FOR JUNE 2022                      1.00% MKT VALUE/ SHARI \$                      1.00

**INVESTMENTS-TEX STAR  
PATTY BRENNAN, COOKE COUNTY TREASURER  
JUNE 2022**

ACCT NAME	BALANCE FORWARD	DEPOSITS	WITH- DRAWALS	CURRENT INTEREST	ENDING BALANCE
GENERAL	\$ 2,090,444.34	\$ -	\$ -	\$ 1,692.36	\$ 2,092,136.70
R & B -1	\$ 305,469.10	\$ -	\$ -	\$ 247.30	\$ 305,716.40
R & B -2	\$ 150,108.72	\$ -	\$ -	\$ 121.52	\$ 150,230.24
R & B -3	\$ 286,822.22	\$ -	\$ -	\$ 232.21	\$ 287,054.43
R & B -4	\$ 376,625.49	\$ -	\$ -	\$ 304.90	\$ 376,930.39
FM & L	\$ 235,781.73	\$ -	\$ -	\$ 190.91	\$ 235,972.64
ADULT PROBATION	\$ 154,314.19	\$ -	\$ -	\$ 124.94	\$ 154,439.13
PERM IMP	\$ 746,056.73	\$ -	\$ -	\$ 603.98	\$ 746,660.71
COURTHOUSE SECURITY	\$ 83,376.42	\$ -	\$ -	\$ 67.48	\$ 83,443.90
ARCHIVE FEES	\$ 66,807.94	\$ -	\$ -	\$ 54.07	\$ 66,862.01
2012 GO REFUNDING	\$ 100,074.18	\$ -	\$ -	\$ 81.04	\$ 100,155.22
HOTEL/MOTEL TAX	\$ 123,794.48	\$ 25,000.00	\$ -	\$ 113.65	\$ 148,908.13
AMERICAN RESCUE GRANT	\$ 1,000,985.80	\$ 1,000,000.00	\$ -	\$ 1,348.63	\$ 2,002,334.43
<b>TOTAL: TREAS FUND</b>	<b>\$ 5,720,661.34</b>	<b>\$ 1,025,000.00</b>	<b>\$ -</b>	<b>\$ 5,182.99</b>	<b>\$ 6,750,844.33</b>

YEAR - TO - DATE INTEREST	BAL FORWARD	CURRENT INT.	BALANCE
	\$ 5,395.25	\$ 5,182.99	\$ 10,578.24

AVG. YEILD FOR JUNE 2022                      0.99% MKT VALUE / SHARE \$                      1.00

**INVESTMENTS-LOGIC**  
**PATTY BRENNAN, COOKE COUNTY TREASURER**  
**JUNE 2022**

ACCT NAME	BALANCE FORWARD	DEPOSITS	WITH-DRAWALS	CURRENT INTEREST	ENDING BALANCE
GENERAL	\$ 7,649,249.18	\$ -	\$ -	\$ 7,416.77	\$ 7,656,665.95
R & B -1	\$ 986,586.04	\$ -	\$ -	\$ 956.61	\$ 987,542.65
R & B -2	\$ 206,472.13	\$ -	\$ -	\$ 200.20	\$ 206,672.33
R & B -3	\$ 961,482.59	\$ -	\$ -	\$ 932.27	\$ 962,414.86
R & B -4	\$ 943,593.05	\$ -	\$ -	\$ 914.92	\$ 944,507.97
FM & L	\$ 281,531.22	\$ -	\$ -	\$ 272.98	\$ 281,804.20
ADULT PROBATION	\$ 189,375.12	\$ -	\$ -	\$ 183.63	\$ 189,558.75
PERM IMP	\$ 1,335,124.50	\$ -	\$ -	\$ 1,294.55	\$ 1,336,419.05
LAW LIBRARY	\$ 51,546.10	\$ -	\$ -	\$ 49.97	\$ 51,596.07
COURTHOUSE SECURITY	\$ 53,171.61	\$ -	\$ -	\$ 51.56	\$ 53,223.17
RECORDS MANAGEMENT	\$ 20,894.82	\$ -	\$ -	\$ 20.27	\$ 20,915.09
ARCHIVE FEES	\$ 76,563.97	\$ -	\$ -	\$ 74.23	\$ 76,638.20
DIST ATTY FORFEITURE	\$ 26,494.84	\$ -	\$ -	\$ 25.68	\$ 26,520.52
SHERIFF FOREITURE	\$ 26,494.84	\$ -	\$ -	\$ 25.68	\$ 26,520.52
2012 GO REFUNDING	\$ 300,643.76	\$ -	\$ -	\$ 291.51	\$ 300,935.27
HOTEL TAX FUND	\$ 150,180.07	\$ 25,000.00	\$ -	\$ 162.28	\$ 175,342.35
AMERICAN RESCUE GRANT	\$ 1,001,705.74	\$ 1,000,000.00	\$ -	\$ 1,638.37	\$ 2,003,344.11
<b>TOTAL: TREAS FUND</b>	<b>\$ 14,261,109.58</b>	<b>\$ 1,025,000.00</b>	<b>\$ -</b>	<b>\$ 14,511.48</b>	<b>\$ 15,300,621.06</b>

YEAR - TO - DATE INTEREST	BAL FORWARD	CURRENT INT.	BALANCE
	\$ 20,394.80	\$ 14,511.48	\$ 34,906.28

AVG. YEILD FOR JUNE 2022                      1.18% MKT VALU/SHARE    \$                      1.00



COOKE COUNTY  
16960003

Custody Holdings for Currency USD

As of 06/30/2022  
Page 1

Security Receipt	Settlement Date	Trade Date	Cost Basis	Par/Shares Original Face	Description Rate, Maturity	Principal Cost Market Value	Date Priced
14042RQX2	04/27/2022	04/27/2022	100.000000	246,000.00	CAPITAL ONE NA CD	246,000.00	06/30/2022
409001972	05/05/2022	05/05/2022		.00	2.65, 05/06/2024	243,420.20	06/30/2022
14042FT9	04/27/2022	04/27/2022	100.000000	246,000.00	CAPITAL ONE BANK USA NA CD	246,000.00	06/30/2022
409001971	05/05/2022	05/05/2022		.00	2.65, 05/06/2024	243,420.20	06/30/2022
3134GXCA0	11/30/2021	11/30/2021	99.645700	1,000,000.00	FEDERAL HOME LN MTG CORP	996,457.00	06/30/2022
408000957	12/02/2021	12/02/2021		.00	.32, 11/24/2023	964,493.00	06/30/2022
91282CBX8	04/28/2021	04/28/2021	100.000000	1,000,000.00	UNITED STATES TREAS NOTE	1,000,000.00	06/30/2022
286005501	04/30/2021	04/30/2021		.00	.125, 04/30/2023	977,539.00	06/30/2022
91282CDA6	03/16/2022	03/16/2022	97.885500	2,000,000.00	UNITED STATES TREAS NTS	1,957,710.00	06/30/2022
409001431	03/18/2022	03/18/2022		.00	.25, 09/30/2023	1,935,156.00	06/30/2022
<b>Total USD Par</b>				<b>4,492,000.00</b>	<b>Total USD Cost</b>	<b>4,446,167.00</b>	
<b>Total USD Original Face</b>				<b>4,492,000.00</b>	<b>Total USD Market Value</b>	<b>4,364,028.40</b>	

PNC and PNC Bank are registered marks of The PNC Financial Services Group, Inc. (PNC).  
PNC makes no representations as to the accuracy or completeness of the information herein.



PAGE 1 06/13/22 19:17:05  
ACTIVITY BAPN032N  
06/13/22 CC3 PROD

FEDERAL RESERVE BANK PLEDGEE

DISTRB PT J1  
CYCLE DATE 06-13-2022

PLEDGEE: COOKE COUNTY J7BM INSTITUTION ID: #J7BM  
100 S. DIXON  
RM. 106

GAINESVILLE TX 76240

HOLDER : 082900432 - SIMMONS PB AR RESP FRB:H2

ACCOUNT: J7BM - \*COOKE COUNTY

CUSIP # TRANSACTION ID PAR AMOUNT CLOSING

PAR BAL BVF BOOK VALUE

3140QHPU3 FNMS 02.000 CICA9434 03-01-36

5,275,000.00 0.8342976200 4,400,919.95

0613 QMGBA003 000522 750,000.00+

PAGE 1 06/30/22 19:47:34  
HOLDINGS BAPN032N  
CC3 PROD

FEDERAL RESERVE BANK PLEDGEE

DISTRB PT J1  
AS OF CLOSE OF BUSINESS 06-30-2022

PLEDGEE: COOKE COUNTY J7BM INSTITUTION ID: #J7BM  
100 S. DIXON  
RM. 106

GAINESVILLE TX 76240

HOLDER : 082900432 - SIMMONS PB AR

RESP FRB:H2

ACCOUNT: J7BM - \*COOKE COUNTY

CUSIP #

BVF

PAR

BALANCE	BOOK VALUE	
3133ELZB3 1.95 FCOR 21-35 AN 05-14-35 10,000,000.00	10,000,000.00	1.0000000000
3133EL6C3 1.73 FCOR 21-35 AX 09-10-35 990,000.00	990,000.00	1.0000000000
3133KLAL1 FEPC 01.500 CLRA4511 02-01-51 2,614,672.00	2,527,548.96	0.9666791700
3138ESAM0 FNAR XX.XXX WSAL9911 09-01-39 5,000,000.00	1,227,697.25	0.2455394500
3140QHPU3 FNMS 02.000 CICA9434 03-01-36 5,275,000.00	4,400,919.95	0.8342976200
		SUBTOTAL:
23,879,672.00	19,146,166.16	
		GRAND TOTAL:
23,879,672.00	19,146,166.16	



PROSPERITY BANK

EL CAMPO, TX

# Pledge Security Listing

June 30, 2022

ID	CUSIP	Description	Safetkeeping Location	Safetkeeping Receipt	Coupon	Maturity Date	Call Date	Moody	S&P	Fitch	ASC 320	Face Amount	Current Par	Current Book Value	Market Value	Gain(Loss)
4226	3138WDV19	FNMA #AS4314	FHLB		2.50	01/01/2030		AAA	AA+	AAA	HTM	1,500,000	280,055.16	283,439.98	269,155.41	14,284.57
<b>Total for COOKE COUNTY</b>												<b>1,500,000</b>	<b>280,055.16</b>	<b>283,439.98</b>	<b>269,155.41</b>	<b>14,284.57</b>



1 July 2022

COOKE COUNTY  
101 S DIXON ST  
GAINESVILLE, TX 76240-4729

<b>COLLATERAL REPORT as of:</b>	30 June 2022
<b>Pledgee Code:</b>	COKC
<b>Demand Deposit Balance:</b>	<u>\$10,170,737.60</u>
<b>C.D. Balance</b>	<u>\$1,021,837.09</u>
<b>Amount in Excess of FDIC Ins:</b>	<u>\$10,692,574.69</u>
<b>Required Pledge Amount:</b>	<u>\$11,761,832.16</u>

*See attached detail report for amount and description of securities pledged to account.*

<b>Total Pledged Par Amount:</b>	<u>\$19,146,166.00</u>
<b>Total Collateral Market Value*:</b>	<u>\$16,291,565.00</u>
<b>Total Other Collateral:</b>	<u>\$ 0.00</u>

*\*Prices were obtained within five (5) days of the date of this report.*

*\*\*FDIC Insurance is calculated by FDIC rules\*\**

- Pricing supplied by various third party sources including INTERACTIVE DATA and BLOOMBERG INFORMATION SERVICES. Certain infrequently traded Municipal Securities may be priced by utilizing a pricing matrix derived from the current Municipal yield curve.*
- Prices provided are indications only, and although derived from sources we believe reliable, they are not considered all-inclusive.*

*All securities are held at Raymond James.*

# Reportfolio

Simmons First National Bank, Pine Bluff, AR  
 Published: 7/1/2022 8:57:34 AM

Management Report  
 Pledged To: COOKE COUNTY

Section V-C  
 Date: 30-Jun-22  
 Page: 212

## Satekeeping

Code	Cusip	Description	Preferfund	Pool	Moody	Original Face	Pledged	Pledged	Book Value	Pledged
Location	Trans#	Maturity		Coupon	StdPool	Percent	Face Value	Par Value	Value	Market Value
FRSL	3140QHPU3	FNMA Pool #CA9434		CA9434		\$45,000,000.00	\$1,250,000.00	\$1,042,872.03	\$1,078,378.01	\$979,423.69
	609589202105131	3/1/2036		2.000		2.78%				
	FEDERAL RESERVE BANK, ST. AFS									
FRSL	3140QHPU3	FNMA Pool #CA9434		CA9434		\$45,000,000.00	\$1,100,000.00	\$917,727.38	\$948,972.65	\$861,892.85
	609589202105131	3/1/2036		2.000		2.44%				
	FEDERAL RESERVE BANK, ST. AFS									
FRSL	3140QHPU3	FNMA Pool #CA9434		CA9434		\$45,000,000.00	\$1,500,000.00	\$1,251,446.43	\$1,294,053.61	\$1,175,308.43
	609589202105131	3/1/2036		2.000		3.33%				
	FEDERAL RESERVE BANK, ST. AFS									
FRSL	3140QHPU3	FNMA Pool #CA9434		CA9434		\$45,000,000.00	\$425,000.00	\$354,576.49	\$366,648.52	\$333,004.05
	609589202105131	3/1/2036		2.000		0.94%				
	FEDERAL RESERVE BANK, ST. AFS									
FRSL	3140QHPU3	FNMA Pool #CA9434		CA9434		\$45,000,000.00	\$250,000.00	\$208,574.41	\$215,675.60	\$195,884.74
	609589202105131	3/1/2036		2.000		0.56%				
	FEDERAL RESERVE BANK, ST. AFS									
FRSL	3140QHPU3	FNMA Pool #CA9434		CA9434		\$45,000,000.00	\$750,000.00	\$625,723.22	\$647,026.81	\$587,654.21
	609589202105131	3/1/2036		2.000		1.67%				
	FEDERAL RESERVE BANK, ST. AFS									
FRSL	3133KLAL1	FLHMC Pool #RA4511		RA4511		\$6,644,672.00	\$784,672.00	\$758,526.08	\$763,946.44	\$632,239.07
	593101202102101	2/1/2051		1.500		11.81%				
	FEDERAL RESERVE BANK, ST. HTM									
FRSL	3133KLAL1	FLHMC Pool #RA4511		RA4511		\$6,644,672.00	\$1,830,000.00	\$1,769,022.88	\$1,781,664.16	\$1,474,498.26
	593101202102101	2/1/2051		1.500		27.54%				
	FEDERAL RESERVE BANK, ST. HTM									
<b>8 MBS - Fixed Rate</b>										
FRSL	3138ESAM0	FNMA Pool #AL9911		AL9911		\$10,000,000.00	\$5,000,000.00	\$1,227,697.25	\$1,284,922.22	\$1,269,132.03
	472040201708181	9/1/2039		2.560		50.00%				
	FEDERAL RESERVE BANK, ST. AFS									
<b>1 MBS - Variable Rate</b>										
						\$5,000,000.00	\$1,227,697.25	\$1,284,922.22	\$1,269,132.03	

\*\* If no data is shown, then there are no pledges for the current period.



FUND NAME	CHECKING ACCOUNT	CHECKING AMOUNT	TDOA ACCOUNT	TDOA AMOUNT	FUND TOTAL
2022 001 GENERAL	TREAS FUND	2,893,255.70	TEXPOOL LOGIC TEXSTAR T-BILLS CERT DEPOS	2,202,699.08 7,656,665.95 2,092,136.70 3,959,373.43 742,000.00	19,546,130.86
2022 011 ROAD & BRIDGE 1	TREAS FUND	387,880.19	TEXPOOL LOGIC TEXSTAR STONE	647,503.67 987,542.65 305,716.40	2,328,642.91
2022 012 ROAD & BRIDGE 2	TREAS FUND	464,707.54	TEXPOOL LOGIC TEXSTAR	106,438.80 206,672.33 150,230.24	928,048.91
2022 013 ROAD & BRIDGE 3	TREAS FUND	426,815.10	TEXPOOL LOGIC TEXSTAR	537,670.36 962,414.86 287,054.43	2,213,954.75
2022 014 ROAD & BRIDGE 4	TREAS FUND	394,670.09	TEXPOOL LOGIC TEXSTAR	592,591.77 944,507.97 376,930.39	2,308,700.22
2022 019 FM & LATERAL	TREAS FUND	86,903.26	TEXPOOL LOGIC TEXSTAR	228,190.82 281,804.20 235,972.64	832,870.92
2022 020 TJPC	TREAS FUND	43,782.17	TEXPOOL LOGIC TEXSTAR		43,782.17
2022 021 JUVENILE PROB-ISP	TREAS FUND		TEXPOOL LOGIC TEXSTAR		
2022 022 JUVENILE PROBATION	TREAS FUND	47,764.56	TEXPOOL LOGIC TEXSTAR		47,764.56
2022 023 JUVENILE PROB. IV-E	TREAS FUND	105.94	TEXPOOL LOGIC TEXSTAR		105.94
2022 024 JUVENILE DELINQUENCY PREVENT	TREAS FUND	20,645.79	TEXPOOL LOGIC TEXSTAR		20,645.79
2022 028 ADULT PROBATION	TREAS FUND	64,758.96	TEXPOOL LOGIC TEXSTAR	204,350.57 189,558.75 154,439.13	613,107.41
2022 029 COMMUNITY CORRECTIONS	TREAS FUND	17,319.22	TEXPOOL LOGIC		17,319.22
2022 031 CONTRACT ELECTIONS	TREAS FUND	19,047.27	TEXPOOL LOGIC		19,047.27
2022 032 DISTRICT CLERK PRESERVATION	TREAS FUND	248,036.12	TEXPOOL		248,036.12



FUND NAME	CHECKING ACCOUNT	CHECKING AMOUNT	TDOA ACCOUNT	TDOA AMOUNT	FUND TOTAL
2022 033 COUNTY/DISTRICT TECHNOLOGY	TREAS FUND	10,699.53	TEXPOOL LOGIC TEXSTAR		10,699.53
2022 034 COURT REPORTER	TREAS FUND	13,681.19	TEXPOOL LOGIC TEXSTAR	9,461.72	23,142.91
2022 035 PERMANENT IMPROVEMENT	TREAS FUND	71,394.90	TEXPOOL LOGIC TEXSTAR	1,109,567.14 1,336,419.05 746,660.71	3,264,041.80
2022 037 LAW ENFORCEMENT ED	TREAS FUND	7,933.47	TEXPOOL LOGIC TEXSTAR	10,638.39	18,571.86
2022 038 JP TECH	TREAS FUND	16,132.24	TEXPOOL LOGIC TEXSTAR	27,943.61	44,075.85
2022 040 LAW LIBRARY	TREAS FUND	34,008.21	TEXPOOL LOGIC TEXSTAR	117,335.49 51,596.07	202,939.77
2022 041 CC LIBRARY FUND	TREAS FUND	36,134.03	TEXPOOL LOGIC TEXSTAR	50,281.70	86,415.73
2022 042 CC HISTORICAL COMM.	TREAS FUND	2,545.82	TEXPOOL LOGIC TEXSTAR	15,930.39	2,545.82
2022 043 JP COURTHOUSE SECURITY	TREAS FUND	32,478.62	TEXPOOL LOGIC TEXSTAR	48,409.01	48,409.01
2022 044 COURTHOUSE SECURITY	TREAS FUND	69,457.31	TEXPOOL LOGIC TEXSTAR	103,316.27 53,223.17 83,443.90	309,440.65
2022 046 CHAPTER 19	TREAS FUND	1.97-	TEXPOOL		1.97-
2022 047 CC RECORDS MANAGEMENT	TREAS FUND	12,977.83	TEXPOOL		12,977.83
2022 048 COUNTY RECORDS MANAGEMENT	TREAS FUND	6,736.81	TEXPOOL LOGIC TEXSTAR	20,915.09	27,652.10
2022 049 CC RECORDS PRESERVATION	TREAS FUND	21,095.20	TEXPOOL LOGIC TEXSTAR		21,095.20
2022 050 DIST CLERK RECORDS MANAGEMENT	TREAS FUND	27,767.70	TEXPOOL LOGIC	15,964.92	

FUND NAME	CHECKING ACCOUNT	CHECKING AMOUNT	TDOA ACCOUNT	TDOA AMOUNT	FUND TOTAL
2022 051 DISTRICT CLERK ARCHIVE	TREAS FUND	28,533.30	TEXPOOL LOGIC TEXSTAR	4,256.24	43,732.62
2022 052 COUNTY CLERK ARCHIVE FEE	TREAS FUND	30,498.86	TEXPOOL LOGIC TEXSTAR	57,930.62 76,638.20 66,862.01	231,929.69
2022 053 CA CHECK COLLECTING	TREAS FUND	885.51	TEXPOOL LOGIC TEXSTAR	885.51	885.51
2022 054 DA CHECK COLLECTING	TREAS FUND	300.34	TEXPOOL LOGIC TEXSTAR	300.34	300.34
2022 056 DISTRICT ATTY FORFEITURE	TREAS FUND	47,390.99	TEXPOOL LOGIC TEXSTAR	38,214.37 26,520.52	112,125.88
2022 057 D A SEIZURE FUND	TREAS FUND	51,055.75	TEXPOOL LOGIC TEXSTAR	30,656.23 26,520.52	51,055.75
2022 058 SHERIFF FORFEITURE	TREAS FUND	64,635.86	TEXPOOL LOGIC TEXSTAR	134,303.12	121,812.61
2022 059 JAIL COMMISSARY	TREAS FUND	58,701.21	TEXPOOL LOGIC TEXSTAR	193,004.33	193,004.33
2022 061 2004 GO REFUNDING DEBT SERVIT	TREAS FUND	88,694.79	TEXPOOL LOGIC TEXSTAR	101,024.08 300,935.27 100,155.22	590,809.36
2022 088 STATE FEES	TREAS FUND	92,303.88	TEXPOOL LOGIC TEXSTAR	10,083.04	102,386.92
2022 090 OFFICER'S TRUST	TREAS FUND		TEXPOOL		
2022 091 LIBRARY TRUST - LIDDELL	TREAS FUND	1,224.11	CERT DEPOS	15,000.00	16,224.11
2022 092 LIBRARY TRUST - ROSENSTEIN	TREAS FUND	94.91	CERT DEPOS	19,000.00	19,094.91
2022 098 PAYROLL CLEARING	PAYROLL	1,244,186.62			1,244,186.62
2022 100 CHILD ABUSE PREVENTION FUND	TREAS FUND	491.99	TEXPOOL		491.99
2022 101 PRETRIAL DIVERSION	TREAS FUND	13,720.03	TEXPOOL		13,720.03
2022 102 HOTEL OCCUPANCY TAX FUND	TREAS FUND	69,975.41	TEXPOOL LOGIC TEXSTAR	189,754.19 175,342.35 148,908.13	583,980.08
2022 103 HAVA GRANT FUND					

COMBINED STATEMENT OF CASH POSITION FOR JUNE

FUND NAME	CHECKING ACCOUNT	CHECKING AMOUNT	TDOA ACCOUNT	TDOA AMOUNT	FUND TOTAL
2022 104 AMERICAN RESCUE PROG GRANT	TREAS FUND	1,354,691.03	TEXPOOL LOGIC TEXSTAR	2,002,560.66 2,003,344.11 2,002,334.43	7,362,930.23
TOTAL		8,130,045.15		35,335,506.27	43,465,551.42

CHECK ACCOUNT

CHECK

ACCOUNT BALANCE - TREAS FUND

6,885,858.53

ACCOUNT BALANCE - PAYROLL

1,244,186.62

TOTAL

8,130,045.15

TDOA ACCOUNT

TDOA

ACCOUNT BALANCE - TEXPOOL

8,548,667.45

ACCOUNT BALANCE - LOGIC

15,300,621.06

ACCOUNT BALANCE - TEXSTAR

6,750,844.33

ACCOUNT BALANCE - T-BILLS

3,959,373.43

ACCOUNT BALANCE - CERT DEPOS

776,000.00

TOTAL

35,335,506.27

ACCOUNT NAME	BEGINNING CASH BALANCE	CASH RECEIPTS	CASH DISBURSEMENTS	ENDING CASH BALANCE
2022 001 GENERAL	3,953,899.96	920,003.20	1,980,647.46	2,893,255.70
CASH - GENERAL FUND	2,426.50	.00	.00	2,426.50
CASH ON HAND	2,200,887.81	1,811.27	.00	2,202,699.08
CASH INVESTED - TEXPOOL	7,649,246.18	7,416.77	.00	7,656,665.95
CASH INVESTED - LOGIC	2,090,444.34	1,692.36	.00	2,092,136.70
CASH INVESTED - TEXSTAR	.00	.00	.00	.00
CASH INVESTED - STONE CASTLE	3,959,373.43	.00	.00	3,959,373.43
T-BILLS - INVESTMENTS	742,000.00	.00	.00	742,000.00
CASH INVESTMENT-CD	20,598,281.22	930,923.60	1,980,647.46	19,548,557.36
FUND TOTALS	2,437,191.11	35,751.75	144,299.95	2,328,642.91
2022 011 ROAD & BRIDGE 1	498,164.71	34,015.43	144,299.95	387,880.19
CASH - ROAD & BRIDGE # 1	646,971.26	532.41	.00	647,503.67
CASH INVESTED - TEXPOOL	985,586.04	956.61	.00	987,542.65
CASH INVESTED - LOGIC	305,469.10	247.30	.00	305,716.40
CASH INVESTED - TEXSTAR	.00	.00	.00	.00
STONE CASTLE	.00	.00	.00	.00
T-BILL INVESTMENTS	.00	.00	.00	.00
FUND TOTALS	2,437,191.11	35,751.75	144,299.95	2,328,642.91
2022 012 ROAD & BRIDGE 2	553,630.47	34,133.15	123,056.08	464,707.54
CASH - ROAD & BRIDGE # 2	106,351.30	87.50	.00	106,438.80
CASH INVESTED - TEXPOOL	206,472.13	200.20	.00	206,672.33
CASH INVESTED - LOGIC	150,108.72	121.52	.00	150,230.24
CASH INVESTED - TEXSTAR	.00	.00	.00	.00
T-BILL INVESTMENTS	1,016,562.62	34,542.37	123,056.08	928,048.91
FUND TOTALS	2,290,837.44	185,469.87	262,352.56	2,213,954.75
2022 013 ROAD & BRIDGE 3	355,340.57	183,827.09	112,352.56	426,815.10
CASH - ROAD & BRIDGE # 3	687,192.06	478.30	150,000.00	537,670.36
CASH INVESTED - TEXPOOL	961,482.59	932.27	.00	962,414.86
CASH INVESTED - LOGIC	286,822.22	232.21	.00	287,054.43
CASH INVESTED - TEXSTAR	.00	.00	.00	.00
T-BILL INVESTMENTS	2,290,837.44	185,469.87	262,352.56	2,213,954.75
FUND TOTALS	2,290,837.44	185,469.87	262,352.56	2,213,954.75
2022 014 ROAD & BRIDGE 4	498,283.57	33,987.40	137,600.88	394,670.09
CASH - ROAD & BRIDGE # 4	592,104.46	487.31	.00	592,591.77
CASH INVESTED - TEXPOOL	943,593.05	914.92	.00	944,507.97
CASH INVESTED - LOGIC	376,625.49	304.90	.00	376,930.39
CASH INVESTED - TEXSTAR	.00	.00	.00	.00
T-BILL INVESTMENTS	2,410,606.57	35,694.53	137,600.88	2,308,700.22
FUND TOTALS	2,410,606.57	35,694.53	137,600.88	2,308,700.22
2022 019 FM & LATERAL	86,697.70	205.56	.00	86,903.26
CASH - FM & LATERAL	228,003.17	187.65	.00	228,190.82
CASH INVESTED	281,531.22	272.98	.00	281,804.20
CASH INVESTED - LOGIC	235,781.73	190.91	.00	235,972.64
CASH INVESTED - TEXSTAR	.00	.00	.00	.00
T-BILL INVESTMENT	832,013.82	857.10	.00	832,870.92
FUND TOTALS	832,013.82	857.10	.00	832,870.92
2022 020 TIFC	43,245.23	24,185.00	23,648.06	43,782.17
CASH - T.J.P.C.	.00	.00	.00	.00
CASH INVESTED	.00	.00	.00	.00
CASH INVESTED - LOGIC	.00	.00	.00	.00

ACCOUNT NAME	BEGINNING CASH BALANCE	CASH RECEIPTS	CASH DISBURSEMENTS	ENDING CASH BALANCE
2022 021 JUVENILE PROB-ISP				
CASH INVESTED - TEXSTAR	43,245.23	24,185.00	23,648.06	43,782.17
FUND TOTALS	.00	.00	.00	.00
2022 022 JUVENILE PROBATION				
CASH - JUV. PROB. DIV INVESTMENTS	47,637.37	127.19	.00	47,764.56
FUND TOTALS	.00	.00	.00	.00
2022 023 JUVENILE PROB. IV-E				
CASH - IV-E	105.77	.17	.00	105.94
CASH INVESTED - LOGIC	.00	.00	.00	.00
CASH INVESTED - TEXSTAR	.00	.00	.00	.00
FUND TOTALS	105.77	.17	.00	105.94
2022 024 JUVENILE DELINQUENCY PREVENTN				
CASH - JUVENILE DELINQUENCY PR INVESTMENTS	18,323.22	2,322.57	.00	20,645.79
CASH INVESTED - LOGIC	.00	.00	.00	.00
CASH INVESTED - TEXSTAR	.00	.00	.00	.00
FUND TOTALS	18,323.22	2,322.57	.00	20,645.79
2022 028 ADULT PROBATION				
CASH - ADULT PROBATION	41,809.49	60,924.19	37,974.72	64,758.96
CASH ON HAND	75.00	.00	.00	75.00
CASH INVESTED - TEXPOOL	204,182.54	168.03	.00	204,350.57
CASH INVESTED - LOGIC	189,375.12	183.63	.00	189,558.75
CASH INVESTED - TEXSTAR	154,314.19	124.94	.00	154,439.13
FUND TOTALS	589,756.34	61,400.79	37,974.72	613,182.41
2022 029 COMMUNITY CORRECTIONS				
CASH - COMMUNITY CORRECTI INVESTMENTS	6,624.54	16,244.00	5,549.32	17,319.22
CASH INVESTED - LOGIC	.00	.00	.00	.00
FUND TOTALS	6,624.54	16,244.00	5,549.32	17,319.22
2022 031 CONTRACT ELECTIONS				
CASH - CONTRACT ELECTIONS	17,333.22	1,714.05	.00	19,047.27
CASH INVESTED - TEXPOOL	.00	.00	.00	.00
CASH INVESTED - LOGIC	.00	.00	.00	.00
FUND TOTALS	17,333.22	1,714.05	.00	19,047.27
2022 032 DISTRICT CLERK PRESERVATION				
CASH - DISTRICT CLERK PRESVATT INVESTMENTS	247,097.30	65.00	1,003.82	248,036.12
CASH INVESTED - LOGIC	.00	.00	.00	.00
CASH INVESTED - TEXSTAR	.00	.00	.00	.00
FUND TOTALS	247,097.30	65.00	1,003.82	248,036.12
2022 033 COUNTY/DISTRICT TECHNOLOGY FUN				
CASH - COUNTY/DISTRICT TECH	10,234.80	464.73	.00	10,699.53

ACCOUNT NAME	BEGINNING CASH BALANCE	CASH RECEIPTS	CASH DISBURSEMENTS	ENDING CASH BALANCE
INVESTMENTS	.00	.00	.00	.00
CASH INVESTED - LOGIC	.00	.00	.00	.00
CASH INVESTED - TEXSTAR	.00	.00	.00	.00
FUND TOTALS	10,234.80	464.73	.00	10,699.53

2022 034 COURT REPORTER

CASH - COURT REPORTER FUND INVESTMENTS	12,676.60	1,566.13	561.54	13,681.19
CASH INVESTED - LOGIC	9,453.95	7.77	.00	9,461.72
CASH INVESTED - TEXSTAR	.00	.00	.00	.00
FUND TOTALS	22,130.55	1,573.90	561.54	23,142.91

2022 035 PERMANENT IMPROVEMENT

CASH - PERMANENT IMPROVEMENT	67,795.16	9,349.74	5,750.00	71,394.90
CASH INVESTED - TEXPOOL	1,108,654.80	912.34	.00	1,109,567.14
CASH INVESTED - LOGIC	1,335,124.50	1,294.55	.00	1,336,419.05
CASH INVESTED - TEXSTAR	746,056.73	603.98	.00	746,660.71
STONE CASTLE	.00	.00	.00	.00
T-BILL INVESTMENTS	.00	.00	.00	.00
FUND TOTALS	3,257,631.19	12,160.61	5,750.00	3,264,041.80

2022 037 LAW ENFORCEMENT ED

CASH - LAW ENFORCEMENT ED	7,919.96	13.51	.00	7,933.47
CASH INVESTED	10,629.68	8.71	.00	10,638.39
CASH INVESTED - LOGIC	.00	.00	.00	.00
CASH INVESTED - TEXSTAR	.00	.00	.00	.00
FUND TOTALS	18,549.64	22.22	.00	18,571.86

2022 038 JP TECH

CASH - J P TECH FUND INVESTMENTS	18,519.27	1,880.58	4,267.61	16,132.24
CASH INVESTED	27,920.67	22.94	.00	27,943.61
CASH INVESTED - LOGIC	.00	.00	.00	.00
CASH INVESTED - TEXSTAR	.00	.00	.00	.00
FUND TOTALS	46,439.94	1,903.52	4,267.61	44,075.85

2022 040 LAW LIBRARY

CASH - LAW LIBRARY	32,442.11	2,098.61	532.51	34,008.21
CASH INVESTED	117,239.05	96.44	.00	117,335.49
CASH INVESTED - LOGIC	51,546.10	49.97	.00	51,596.07
CASH INVESTED - TEXSTAR	.00	.00	.00	.00
FUND TOTALS	201,227.26	2,245.02	532.51	202,939.77

2022 041 CC LIBRARY FUND

CASH - COOKE COUNTY LIBRA	35,263.41	1,502.42	631.80	36,134.03
CASH INVESTED	50,240.36	41.34	.00	50,281.70
CASH INVESTED - LOGIC	.00	.00	.00	.00
CASH INVESTED - TEXSTAR	.00	.00	.00	.00
T-BILL INVESTMENTS	.00	.00	.00	.00
FUND TOTALS	85,503.77	1,543.76	631.80	86,415.73

2022 042 CC HISTORICAL COMM.

CASH - COOKE CO. HISTORIC	2,541.49	4.33	.00	2,545.82
FUND TOTALS	2,541.49	4.33	.00	2,545.82

2022 043 JP COURTHOUSE SECURITY

CASH - JP COURTHOUSE SECURITY	30,224.00	2,254.62	.00	32,478.62
CASH INVESTED	15,917.31	13.08	.00	15,930.39

ACCOUNT NAME	BEGINNING CASH BALANCE	CASH RECEIPTS	CASH DISBURSEMENTS	ENDING CASH BALANCE
2022 044 COURTHOUSE SECURITY				
CASH - COURTHOUSE SECURITY	66,212.97	3,244.34	.00	69,457.31
CASH INVESTED - LOGIC	103,231.29	84.98	.00	103,316.27
CASH INVESTED - TEXSTAR	53,171.61	51.56	.00	53,223.17
CASH INVESTED - TEXSTAR	83,376.42	67.48	.00	83,443.90
FUND TOTALS	305,992.29	3,448.36	.00	309,440.65
2022 046 CHAPTER 19				
CASH - CHAPTER 19	389.51-	917.17	529.63-	1.97-
INVESTMENTS	.00	.00	.00	.00
FUND TOTALS	389.51-	917.17	529.63-	1.97-
2022 047 CC RECORDS MANAGEMENT				
CASH - CC RECORDS MANAGEMENT	11,548.11	1,429.72	.00	12,977.83
INVESTMENTS - TEXPOOL	.00	.00	.00	.00
FUND TOTALS	11,548.11	1,429.72	.00	12,977.83
2022 048 COUNTY RECORDS MANAGEMENT				
CASH - RECORDS MANAGEMENT	6,504.36	232.45	.00	6,736.81
CASH INVESTED - TEXPOOL	.20	.00	.00	.20
CASH INVESTED - LOGIC	20,894.82	20.27	.00	20,915.09
CASH INVESTED - TEXSTAR	.00	.00	.00	.00
FUND TOTALS	27,399.38	252.72	.00	27,652.10
2022 049 CC RECORDS PRESERVATION				
CASH - RECORDS PRESERVATION	11,496.16	9,599.04	.00	21,095.20
CASH INVESTED - TEXPOOL	.00	.00	.00	.00
CASH INVESTED - LOGIC	.00	.00	.00	.00
CASH INVESTED - TEXSTAR	.00	.00	.00	.00
FUND TOTALS	11,496.16	9,599.04	.00	21,095.20
2022 050 DIST CLERK RECORDS MANAGEMENT				
CASH - D C RECORDS MANAGEMENT	25,104.01	2,663.69	.00	27,767.70
CASH INVESTED - LOGIC	15,951.65	13.27	.00	15,964.92
CASH INVESTED - TEXSTAR	.00	.00	.00	.00
FUND TOTALS	41,055.66	2,676.96	.00	43,732.62
2022 051 DISTRICT CLERK ARCHIVE				
DISTRICT CLERK ARCHIVE	28,792.04	103.65	362.39-	28,533.30
INVESTMENTS	4,252.81	3.56	.13-	4,256.24
CASH INVESTED - LOGIC	.00	.00	.00	.00
CASH INVESTED - TEXSTAR	.00	.00	.00	.00
FUND TOTALS	33,044.85	107.21	362.52-	32,789.54
2022 052 COUNTY CLERK ARCHIVE FEE				
CASH - RECORDS ARCHIVE	27,936.43	9,182.43	6,620.00-	30,498.86
INVESTMENTS	57,882.95	47.67	.00	57,930.62
CASH INVESTED - LOGIC	74.23	74.23	.00	76,638.20
CASH INVESTED - TEXSTAR	66,807.94	54.07	.00	66,862.01
FUND TOTALS	229,191.29	9,358.40	6,620.00-	231,929.69
2022 053 CA CHECK COLLECTING				
CASH - CHECK COLLECTING	853.89	140.00	108.38-	885.51



ACCOUNT NAME	BEGINNING CASH BALANCE	CASH RECEIPTS	CASH DISBURSEMENTS	ENDING CASH BALANCE
2022 054 DA CHECK COLLECTING				
CASH INVESTED - LOGIC	.00	.00	.00	.00
CASH INVESTED - TEXSTAR	.00	.00	.00	.00
FUND TOTALS	853.89	140.00	108.38	885.51
2022 054 DA CHECK COLLECTING				
CASH - DA CHECK COLLECTING	300.34	.00	.00	300.34
CASH INVESTED	.00	.00	.00	.00
FUND TOTALS	300.34	.00	.00	300.34
2022 056 DISTRICT ATTY FORFEITURE				
CASH - D.A. FORFEITURE FU	29,977.53	18,727.08	1,313.62	47,390.99
CASH INVESTED - TEXPOOL	38,182.93	31.44	.00	38,214.37
CASH INVESTED - LOGIC	26,494.84	25.68	.00	26,520.52
CASH INVESTED - TEXSTAR	.00	.00	.00	.00
FUND TOTALS	94,655.30	18,784.20	1,313.62	112,125.88
2022 057 D A SEIZURE FUND				
CASH - SEIZURE-LAW	51,055.75	.00	.00	51,055.75
INVESTMENTS	.00	.00	.00	.00
FUND TOTALS	51,055.75	.00	.00	51,055.75
2022 058 SHERIFF FORFEITURE				
CASH - SHERIFF FORFEITURE	59,052.51	5,625.12	41.77	64,635.86
INVESTMENTS	30,631.00	25.23	.00	30,656.23
CASH INVESTED - LOGIC	26,494.84	25.68	.00	26,520.52
CASH INVESTED - TEXSTAR	.00	.00	.00	.00
FUND TOTALS	116,178.35	5,676.03	41.77	121,812.61
2022 059 JAIL COMMISSARY				
CASH - JAIL COMMISSARY	55,907.75	3,512.87	719.41	58,701.21
CASH INVESTED - TEXPOOL	134,192.71	110.41	.00	134,303.12
CASH INVESTED - LOGIC	.00	.00	.00	.00
CASH INVESTED - TEXSTAR	.00	.00	.00	.00
FUND TOTALS	190,100.46	3,623.28	719.41	193,004.33
2022 061 2004 GO REFUNDING DEBT SERVICE				
CASH - 2004 GO REFUNDING D/S	78,481.97	10,212.82	.00	88,694.79
CASH INVESTED - TEXPOOL	100,940.99	83.09	.00	101,024.08
CASH INVESTED - LOGIC	300,643.76	291.51	.00	300,935.27
CASH INVESTED - TEXSTAR	100,074.18	81.04	.00	100,155.22
T-BILL INVESTMENTS	.00	.00	.00	.00
FUND TOTALS	580,140.90	10,668.46	.00	590,809.36
2022 088 STATE FEES				
CASH - STATE FEES	62,356.54	29,955.61	8.27	92,303.88
CASH INVESTED	10,074.77	8.27	.00	10,083.04
CASH INVESTED - LOGIC	.00	.00	.00	.00
CASH INVESTED - TEXSTAR	.00	.00	.00	.00
FUND TOTALS	72,431.31	29,963.88	8.27	102,386.92
2022 090 OFFICER'S TRUST				
CASH-OFFICERS TRUST	.00	.00	.00	.00
CASH INVESTED	.00	.00	.00	.00
CASH INVESTED - LOGIC	.00	.00	.00	.00
FUND TOTALS	.00	.00	.00	.00
2022 091 LIBRARY TRUST - LIDDELL				
CASH-LIBRARY TRUST/LIDDELL	1,222.04	2.07	.00	1,224.11

ACCOUNT NAME	BEGINNING CASH BALANCE	CASH RECEIPTS	CASH DISBURSEMENTS	ENDING CASH BALANCE
2022 092 LIBRARY TRUST - ROSENSTEIN				
CD INVESTMENT	15,000.00	.00	.00	15,000.00
FUND TOTALS	16,222.04	2.07	.00	16,224.11
2022 092 LIBRARY TRUST - ROSENSTEIN				
CASH-LIBRARY TRUST/ROSENSTEIN	55.00	39.91	.00	94.91
CD INVESTMENT	19,000.00	.00	.00	19,000.00
FUND TOTALS	19,055.00	39.91	.00	19,094.91
2022 098 PAYROLL CLEARING				
CASH - PAYROLL CLEARING INVESTMENTS	.00	1,761,681.45	517,494.83	1,244,186.62
FUND TOTALS	.00	1,761,681.45	517,494.83	1,244,186.62
2022 100 CHILD ABUSE PREVENTION FUND				
CASH-CHILD ABUSE PREVENTION	491.16	.83	.00	491.99
CASH INVESTED	.00	.00	.00	.00
FUND TOTALS	491.16	.83	.00	491.99
2022 101 RETRIAL DIVERSION				
CASH-RETRIAL DIVERSION	13,720.03	.00	.00	13,720.03
CASH INVESTED	.00	1,000,000.00	1,000,000.00	.00
CASH INVESTED - LOGIC	.00	1,000,000.00	1,000,000.00	.00
FUND TOTALS	13,720.03	2,000,000.00	2,000,000.00	13,720.03
2022 102 HOTEL OCCUPANCY TAX FUND				
CASH - HOTEL OCCUPANCY TAX	92,924.37	27,051.04	50,000.00	69,975.41
CASH INVESTED - TEXPOOL	189,598.16	156.03	.00	189,754.19
CASH INVESTED - LOGIC	150,180.07	25,162.28	.00	175,342.35
CASH INVESTED - TEXSTAR	123,794.48	25,113.65	.00	148,908.13
FUND TOTALS	556,497.08	77,483.00	50,000.00	583,980.08
2022 103 HAVA GRANT FUND				
CASH - HAVA GRANT FUND	2,520.50	.00	2,520.50	.00
CASH INVESTED - TEXPOOL	.00	.00	.00	.00
CASH INVESTED - LOGIC	.00	.00	.00	.00
CASH INVESTED - TEXSTAR	.00	.00	.00	.00
FUND TOTALS	2,520.50	.00	2,520.50	.00
2022 104 AMERICAN RESCUE PROG GRANT				
CASH - AMERICAN RESCUE PROG GR	456,523.32	4,008,181.71	3,110,014.00	1,354,691.03
CASH INVESTED - TEXPOOL	1,001,155.11	1,001,405.55	.00	2,002,560.66
CASH INVESTED - LOGIC	1,001,705.74	2,001,638.37	1,000,000.00	2,003,344.11
CASH INVESTED - TEXSTAR	1,000,985.80	1,001,348.63	.00	2,002,334.43
FUND TOTALS	3,460,369.97	8,012,574.26	4,110,014.00	7,362,930.23
GRAND TOTALS	39,585,751.43	13,299,910.73	9,417,609.24	43,468,052.92