



**MONTHLY REPORT**

**JANUARY 2022**


**PATTY BRENNAN**


**COOKE COUNTY TREASURER**


FINANCIAL REPORTS

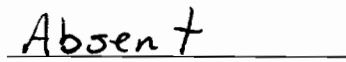
January 2022


In accordance with Local Government Code 114.026, this affidavit states the current cash and reports in the custody of the county treasurer as of this date of January 2022.


  
\_\_\_\_\_  
Steve Starnes,  
Cooke County Judge

  
\_\_\_\_\_  
Pam Harrison,  
Cooke County Clerk

  
\_\_\_\_\_  
Gary Hollowell,  
Commissioner Pct. #1

  
\_\_\_\_\_  
Absent  
Jason Snuggs,  
Commissioner Pct. #2

  
\_\_\_\_\_  
Adam Arendt,  
Commission Pct. #3

  
\_\_\_\_\_  
Leon Klement,  
Commissioner Pct. #4

AFFIDAVIT

STATE OF TEXAS

COUNTY OF COOKE


The members of the Commissioners' Court of Cooke County, Texas, state as follows:

The requirement of Subsection (C) of the Texas Local Government Code, §114.026 have been met for the term of January 2022. The amount of cash and other assets in the custody of the County Treasurer at the time of examination are:

Cash (includes on hand, money market accounts, and short term investments) \$ 39,844,102.62

Other Assets (long term investments) \$ 0.00.

Sworn to and subscribed this 28th day of February 2022

  
\_\_\_\_\_  
Steve Starnes, Cooke County Judge


  
\_\_\_\_\_  
Gary Hollowell, Commissioner, Pct 1

Absent  
\_\_\_\_\_  
Jason Snuggs, Commissioner, Pct 2

  
\_\_\_\_\_  
Adam Arendt, Commissioner, Pct 3

  
\_\_\_\_\_  
Leon Klement, Commissioner, Pct 4

ATTEST:

  
\_\_\_\_\_  
Pam Harrison, County Clerk

PRIOR MONTH ENDING BANK STATEMENT BALANCE \$10,012,884.06 161  
 CLEARED DEPOSITS \$8,772,803.64 4  
 CLEARED ADDITIONS \$91,078.48 418  
 CLEARED CHECKS \$2,287,669.71- 11  
 CLEARED DEDUCTIONS \$7,171,211.31- 11

CURRENT MONTH ENDING BANK STATEMENT BALANCE \$9,417,885.16

CURRENT MONTH ENDING BANK STATEMENT BALANCE \$9,417,885.16 1  
 OUTSTANDING DEPOSITS \$2,646.45  
 OUTSTANDING ADDITIONS \$.00  
 OUTSTANDING CHECKS \$536,511.46- 593  
 OUTSTANDING DEDUCTIONS \$.00

RECONCILED BOOK BALANCE \$8,884,020.15  
 ENDING STATEMENT DATE 01/31/2022 CLERK: PB

**INVESTMENTS-TEXPOOL**  
**PATTY BRENNAN, COOKE COUNTY TREASURER**  
**JANUARY 2022**

ACCT NAME	BALANCE FORWARD	DEPOSITS	WITH- DRAWALS	CURRENT INTEREST	ENDING BALANCE
GENERAL	\$ 3,307,702.72	\$ 1,850,000.00	\$ -	\$ 132.36	\$ 5,157,835.08
R & B -1	\$ 476,335.00	\$ 170,000.00	\$ -	\$ 16.90	\$ 646,351.90
R & B -2	\$ 106,246.12	\$ -	\$ -	\$ 3.42	\$ 106,249.54
R & B -3	\$ 486,516.82	\$ 200,000.00	\$ -	\$ 17.35	\$ 686,534.17
R & B -4	\$ 351,526.69	\$ 140,000.00	\$ -	\$ 12.72	\$ 491,539.41
FM & L	\$ 227,777.62		\$ -	\$ 7.30	\$ 227,784.92
STATE FUNDS	\$ 15,064.77	\$ -	\$ 5,000.00	\$ 0.40	\$ 10,065.17
TJPC	\$ 2,145.76	\$ -	\$ -	\$ -	\$ 2,145.76
DIST CLK PRESERVATION	\$ 610.23	\$ -	\$ -	\$ -	\$ 610.23
COUNTY/DIST TECH	\$ 1,609.89	\$ -	\$ -	\$ -	\$ 1,609.89
ADULT PROB	\$ 203,980.56	\$ -	\$ -	\$ 6.50	\$ 203,987.06
COURT REP	\$ 9,444.61	\$ -	\$ -	\$ 0.31	\$ 9,444.92
PERM IMP	\$ 1,107,478.45	\$ 100,000.00	\$ -	\$ 36.64	\$ 1,207,515.09
LAW ENFORCEMENT ED	\$ 10,619.24	\$ -	\$ -	\$ 0.31	\$ 10,619.55
JP-CH SECURITY	\$ 15,901.62	\$ -	\$ -	\$ 0.52	\$ 15,902.14
DIST CLK RECORDS MGMT	\$ 15,936.06	\$ -	\$ -	\$ 0.52	\$ 15,936.58
DIST CLK ARCHIVE	\$ 4,248.40	\$ -	\$ -	\$ 0.08	\$ 4,248.48
LAW LIBRARY	\$ 117,123.11	\$ -	\$ -	\$ 3.74	\$ 117,126.85
JP TECH	\$ 27,892.99	\$ -	\$ -	\$ 0.89	\$ 27,893.88
C H SECURITY	\$ 103,129.21	\$ -	\$ -	\$ 3.29	\$ 103,132.50
REC MGMT	\$ 16,412.10	\$ -	\$ -	\$ 0.57	\$ 16,412.67
REC PRESV	\$ 16.25	\$ -	\$ -	\$ -	\$ 16.25
LIBRARY	\$ 50,190.71	\$ -	\$ -	\$ 1.63	\$ 50,192.34
ARCHIVE	\$ 57,825.74	\$ -	\$ -	\$ 1.84	\$ 57,827.58
DIST ATTY FORFEITURE	\$ 38,145.08	\$ -	\$ -	\$ 1.25	\$ 38,146.33
SHERIFF FORFEITURE	\$ 30,600.72	\$ -	\$ -	\$ 0.98	\$ 30,601.70
JAIL COMMISSARY	\$ 134,060.00	\$ -	\$ -	\$ 4.25	\$ 134,064.25
2004 GO-REFUNDING	\$ 155,836.08	\$ 100,000.00	\$ -	\$ 6.24	\$ 255,842.32
HOTEL/MOTEL TAX	\$ 189,410.53	\$ -	\$ -	\$ 6.04	\$ 189,416.57
AMERICAN RESCUE GRANT	\$ 1,000,164.80		\$ -	\$ 31.91	\$ 1,000,196.71
<b>TOTAL: TREAS FUND</b>	<b>\$ 8,263,951.88</b>	<b>\$ 2,560,000.00</b>	<b>\$ 5,000.00</b>	<b>\$ 297.96</b>	<b>\$ 10,819,249.84</b>

YEAR - TO - DATE INTEREST	BAL FORWARD:	CURRENT INT.:	BALANCE:
	\$ 847.75	\$ 297.96	\$ 1,145.71

AVG. YEILD FOR JAN 2022                      0.04% MKT VALUE/ SHARI \$                      1.00

**INVESTMENTS-TEX STAR  
PATTY BRENNAN, COOKE COUNTY TREASURER  
JANUARY 2022**

ACCT NAME	BALANCE FORWARD	DEPOSITS	WITH-DRAWALS	CURRENT INTEREST	ENDING BALANCE
GENERAL	\$ 2,088,520.39	\$ -	\$ -	\$ 17.71	\$ 2,088,538.10
R & B -1	\$ 305,188.13	\$ -	\$ -	\$ 2.53	\$ 305,190.66
R & B -3	\$ 286,558.20	\$ -	\$ -	\$ 2.47	\$ 286,560.67
R & B -4	\$ 376,278.95	\$ -	\$ -	\$ 3.15	\$ 376,282.10
FM & L	\$ 235,564.89	\$ -	\$ -	\$ 1.92	\$ 235,566.81
ADULT PROBATION	\$ 154,172.21	\$ -	\$ -	\$ 1.28	\$ 154,173.49
PERM IMP	\$ 772,378.59	\$ -	\$ 72,000.00	\$ 6.32	\$ 700,384.91
COURTHOUSE SECURITY	\$ 83,299.74	\$ -	\$ -	\$ 0.67	\$ 83,300.41
ARCHIVE FEES	\$ 66,746.44	\$ -	\$ -	\$ 0.58	\$ 66,747.02
2012 GO REFUNDING	\$ 162,105.21	\$ -	\$ -	\$ 1.30	\$ 162,106.51
HOTEL/MOTEL TAX	\$ 123,680.64	\$ -	\$ -	\$ 0.99	\$ 123,681.63
AMERICAN RESCUE GRANT	\$ 1,000,064.66	\$ -	\$ -	\$ 8.43	\$ 1,000,073.09
<b>TOTAL: TREAS FUND</b>	<u>\$ 5,654,558.05</u>	<u>\$ -</u>	<u>\$ 72,000.00</u>	<u>\$ 47.35</u>	<u>\$ 5,582,605.40</u>

YEAR - TO - DATE INTEREST	BAL FORWARD	CURRENT INT.	BALANCE
	\$ 183.42	\$ 50.68	\$ 234.10
<b>AVG. YEILD FOR JAN 2022</b>	<b>0.01%</b>	<b>MKT VALUE / SHARE</b>	<b>\$ 1.00</b>

**INVESTMENTS-LOGIC**  
**PATTY BRENNAN, COOKE COUNTY TREASURER**  
**JANUARY 2022**

ACCT NAME	BALANCE FORWARD	DEPOSITS	WITH- DRAWALS	CURRENT INTEREST	ENDING BALANCE
GENERAL	\$ 2,788,848.61	\$ 2,850,000.00	\$ -	\$ 317.55	\$ 5,639,166.16
R & B -1	\$ 447,486.83	\$ 337,750.00	\$ -	\$ 46.69	\$ 785,283.52
R & B -2	\$ 138,433.09	\$ 67,750.00	\$ -	\$ 15.01	\$ 206,198.10
R & B -3	\$ 392,420.56	\$ 367,750.00	\$ -	\$ 42.88	\$ 760,213.44
R & B -4	\$ 534,550.00	\$ 207,750.00	\$ -	\$ 47.59	\$ 742,347.59
FM & L	\$ 131,210.54	\$ -	\$ -	\$ 9.77	\$ 131,220.31
ADULT PROBATION	\$ 159,110.36	\$ 30,000.00	\$ -	\$ 13.39	\$ 189,123.75
PERM IMP	\$ 733,286.43	\$ 400,000.00	\$ -	\$ 72.98	\$ 1,133,359.41
LAW LIBRARY	\$ 51,473.80	\$ -	\$ -	\$ 3.82	\$ 51,477.62
COURTHOUSE SECURITY	\$ 53,097.06	\$ -	\$ -	\$ 3.96	\$ 53,101.02
RECORDS MANAGEMENT	\$ 20,865.50	\$ -	\$ -	\$ 1.56	\$ 20,867.06
ARCHIVE FEES	\$ 26,457.72	\$ 50,000.00	\$ -	\$ 4.61	\$ 76,462.33
DIST ATTY FORFEITURE	\$ 26,457.72	\$ -	\$ -	\$ 1.93	\$ 26,459.65
SHERIFF FOREITURE	\$ 26,457.72	\$ -	\$ -	\$ 1.93	\$ 26,459.65
2012 GO REFUNDING	\$ 200,227.22	\$ 100,000.00	\$ -	\$ 17.50	\$ 300,244.72
HOTEL TAX FUND	\$ -	\$ 100,000.00	\$ -	\$ 1.65	\$ 100,001.65
AMERICAN RESCUE GRANT	\$ 1,000,301.89	\$ -	\$ -	\$ 74.35	\$ 1,000,376.24
<b>TOTAL: TREAS FUND</b>	<b>\$ 6,730,685.05</b>	<b>\$ 4,511,000.00</b>	<b>\$ -</b>	<b>\$ 677.17</b>	<b>\$ 11,242,362.22</b>

YEAR - TO - DATE INTEREST	BAL FORWARD	CURRENT INT.	BALANCE
	\$ 870.27	\$ 677.17	\$ 1,547.44

AVG. YEILD FOR JAN 2022                      0.09%    MKT VALU/SHARE    \$            1.00

Security Receipt	Trade Date Settlement Date	Cost Basis	Par/Shares Original Face	Description Rate, Maturity	Principal Cost Market Value	Date Priced
3134GXCA0	11/30/2021	99,645,700	1,000,000.00	FEDERAL HOME LN MTG CORP	996,457.00	01/31/2022
408000957	12/02/2021		.00	.32, 11/24/2023	986,054.00	
38149MYY6	04/28/2021	N/A	249,000.00	GOLDMAN SACHS BK USA CD	249,000.00	01/31/2022
286005505	05/05/2021		.00	.10, 05/05/2022	248,987.80	
78658REU1	04/28/2021	N/A	249,000.00	SAFRA NATL BANK CD	249,000.00	01/31/2022
286005506	05/06/2021		.00	.10, 05/05/2022	248,987.80	
91282CBX8	04/28/2021	100,000,000	1,000,000.00	UNITED STATES TREAS NOTE	1,000,000.00	01/31/2022
286005501	04/30/2021		.00	.125, 04/30/2023	990,508.00	
<b>Total USD Par</b>			<b>2,498,000.00</b>	<b>Total USD Cost</b>	<b>2,494,457.00</b>	
<b>Total USD Original Face</b>			<b>2,498,000.00</b>	<b>Total USD Market Value</b>	<b>2,474,537.60</b>	

PNC and PNC Bank are registered marks of The PNC Financial Services Group, Inc. (PNC).  
PNC makes no representations as to the accuracy or completeness of the information herein.





C.D. INVESTMENTS

-----

LANDMARK BANK

January 2022

<u>C.D.#</u>	<u>PURCHASE DATE</u>	<u>AMOUNT</u>	<u>MAT. DATE</u>
Library Liddell 2363	Jan 17, 2021	7,500.00	Jan 25, 2023
Library Liddell 2389	Jan 17, 2021	7,500.00	Jan 25, 2023
Library Rosenstein 5099	Dec 12, 2020	11,000.00	Dec 12, 2023
Library Rosenstein 8294	Mar 16, 2021	8,000.00	Mar 24, 2024

INT. EARNED MONTHLY:

2-Liddell CD's @ 1.00%  
Rosenstein #5099 CD @ 1.00%  
Rosenstein #8294 CD @ .60%

Interest is deposited into the Treasurer's Fund. The 4 Library's CDs' interest is deposited quarterly.

THE FIRST STATE BANK

<u>C.D.#</u>	<u>PURCHASE DATE</u>	<u>AMOUNT</u>	<u>MAT. DATE</u>
GEN/6877	Dec17, 2020	250,000.00	Dec 17, 2022

INT. EARNED MONTHLY:

Gen CD @ .50% \*  
(\* With a Bump-up feature)

Interest accrues monthly and is deposited monthly with depository bank into the Treasurer's Fund



1 February 2022

COOKE COUNTY  
PATTY BRENNAN  
101 S DIXON ST  
GAINESVILLE, TX 76240-4729

**COLLATERAL REPORT as of:** 31 January 2022

**Pledgee Code:** COKC

**Demand Deposit Balance:** \$12,327,310.58

**C.D. Balance** \$1,017,882.67

**Amount in Excess of FDIC Ins:** \$12,845,193.25

**Required Pledge Amount:** \$14,129,712.58

*See attached detail report for amount and description of securities pledged to account.*

**Total Pledged Par Amount:** \$16,510,020.00

**Total Collateral Market Value\*:** \$15,849,015.00

**Total Other Collateral:** \$ 0.00

*\*Prices were obtained within five (5) days of the date of this report.*

*\*\*FDIC Insurance is calculated by FDIC rules\*\**

- Pricing supplied by various third party sources including INTERACTIVE DATA and BLOOMBERG INFORMATION SERVICES. Certain infrequently traded Municipal Securities may be priced by utilizing a pricing matrix derived from the current Municipal yield curve.*
- Prices provided are indications only, and although derived from sources we believe reliable, they are not considered all-inclusive.*

*All securities are held at Raymond James.*

# Reportfolio

Simmons First National Bank, Pine Bluff, AR  
 Published: 2/1/2022 12:27:13 PM

Management Report  
 Pledged To: COOKE COUNTY

Date: 31-Jan-22  
 Page: 203

## Safekeeping

Code	Cusip Trans#	Description Maturity FAS 115	Prerfund	Pool Coupon	Moody StdPoor	Original Face Pledged Percent	Original Face Value	Pledged Par Value	Pledged Book Value	Pledged Market Value
FRSL	3140QHPU3 609589202105131	FNMA Pool #CA9434 3/1/2036	CA9434	2.000		\$45,000,000.00 0.56%	\$250,000.00	\$223,110.61	\$230,956.55	\$225,187.77
FEDERAL RESERVE BANK, ST. AFS										
FRSL	3140QHPU3 609589202105131	FNMA Pool #CA9434 3/1/2036	CA9434	2.000		\$45,000,000.00 0.94%	\$425,000.00	\$379,288.04	\$392,626.14	\$382,819.21
FEDERAL RESERVE BANK, ST. AFS										
FRSL	3140QHPU3 609589202105131	FNMA Pool #CA9434 3/1/2036	CA9434	2.000		\$45,000,000.00 2.44%	\$1,100,000.00	\$981,686.68	\$1,016,208.83	\$990,826.19
FEDERAL RESERVE BANK, ST. AFS										
FRSL	3133KLAL1 593101202102101	FHLMC Pool #RA4511 2/1/2051	RA4511	1.500		\$6,644,672.00 27.54%	\$1,830,000.00	\$1,787,352.25	\$1,800,314.49	\$1,692,640.46
FEDERAL RESERVE BANK, ST. HTM										
FRSL	3133KLAL1 593101202102101	FHLMC Pool #RA4511 2/1/2051	RA4511	1.500		\$6,644,672.00 11.81%	\$784,672.00	\$766,385.39	\$771,943.37	\$725,774.63
FEDERAL RESERVE BANK, ST. HTM										
<b>5 MBS - Fixed Rate</b>										
FRSL	3138ESAM0 472040201708181	FNMA Pool #AL9911 9/1/2039	AL9911	2.293		\$10,000,000.00 50.00%	\$4,389,672.00	\$4,137,822.97	\$4,212,049.39	\$4,017,248.25
FEDERAL RESERVE BANK, ST. AFS										
<b>1 MBS - Variable Rate</b>										
FRSL	3133ELZB3 552716202005081	FFCB Callable 5/14/2035		1.950	AA+	\$10,000,000.00 100.00%	\$5,000,000.00	\$1,382,196.85	\$1,449,054.91	\$1,455,384.18
FEDERAL RESERVE BANK, ST. AFS										
FRSL	3133EL6C3 628952202109211	FFCB Callable 9/10/2035		1.730	Aaa AA+	\$25,000,000.00 2.00%	\$500,000.00	\$500,000.00	\$489,996.48	\$461,208.50
FEDERAL RESERVE BANK, ST. HTM										
FRSL	3133EL6C3 628952202109211	FFCB Callable 9/10/2035		1.730	Aaa AA+	\$25,000,000.00 1.96%	\$490,000.00	\$490,000.00	\$480,196.55	\$451,984.33
FEDERAL RESERVE BANK, ST. HTM										
<b>3 Agency Notes/Bonds - FR</b>										
							\$10,990,000.00	\$10,990,000.00	\$10,970,193.02	\$10,376,382.83

\*\* If no data is shown, then there are no pledges for the current period.

# Reportfolio

Simmons First National Bank, Pine Bluff, AR  
 Published: 2/1/2022 12:27:13 PM

Management Report  
 Pledged To: COOKE COUNTY

Date: 31-Jan-22  
 Page: 204

Section V-C

Code	Cusip	Description	Pool	Moody	Original Face	Pledged	Pledged	Pledged	Pledged	Pledged	Pledged	
Location	Trans#	Maturity	Coupon	StdPoor	Pledged Percent	Original Face Value	Par Value	Book Value	Market Value	Market Value	Market Value	
		FAS 115										
<b>Total Pledged</b>												
9 To: COOKE COUNTY												
						\$20,379,672.00	\$16,510,019.82	\$16,631,297.31	\$15,849,015.26			

\$0.00 Munis with Maturity Under 2 Years  
 \$0.00 Munis with Maturity Over 2 Years  
 \$0.00 Other securities with Stated Maturity Under 2 Years  
 \$16,510,019.82 Other securities with Stated Maturity Over 2 Years

\*\* If no data is shown, then there are no pledges for the current period.

PAGE 1 01/31/22 19:17:35  
HOLDINGS BAPN032N  
CC1 PROD

FEDERAL RESERVE BANK PLEDGEE

DISTRB PT J1  
AS OF CLOSE OF BUSINESS 01-31-2022

PLEDGEE: COOKE COUNTY  
100 S. DIXON  
RM. 106

J7BM INSTITUTION ID: #J7BM

GAINESVILLE TX 76240

HOLDER : 082900432 - SIMMONS PB AR

RESP FRB:H2

ACCOUNT: J7BM - \*COOKE COUNTY

CUSIP #

BVF

PAR

BALANCE

BOOK VALUE

3133ELZB3 1.95 FCOR 21-35 AN 05-14-35

1.0000000000

10,000,000.00 10,000,000.00

3133EL6C3 1.73 FCOR 21-35 AX 09-10-35

1.0000000000

990,000.00 990,000.00

3133KLAL1 FEPC 01.500 CLRA4511 02-01-51

0.9766952200

2,614,672.00 2,553,737.64

3138ESAM0 FNAR XX.XXX WSAL9911 09-01-39

0.2764393700

5,000,000.00 1,382,196.85

3140QHPU3 FNMS 02.000 CICA9434 03-01-36

0.8924424400

1,775,000.00 1,584,085.33

SUBTOTAL:

20,379,672.00 16,510,019.82

GRAND TOTAL:

20,379,672.00 16,510,019.82

**Pledge Security Listing**  
January 31, 2022

ID	CUSTIP	Description	Satekeeping Location	Satekeeping Receipt	Coupon	Maturity Date	Call Date	Moody	S&P	Fitch	ASC 320	Face Amount	Current Par	Current Book Value	Market Value	Gain(Loss)	
4226	3138WDY19	FNMA #AS4314	FHLB		2.50	01/01/2030		AAA	AA+	AAA	HTM	1,500,000	311,295.48	315,245.10	318,772.80	3,527.70	
<b>Total for COOKE COUNTY</b>													1,500,000	311,295.48	315,245.10	318,772.80	3,527.70

DATE	FUND NAME	CHECKING ACCOUNT	CHECKING AMOUNT	TDOA ACCOUNT	TDOA AMOUNT	FUND TOTAL
2022 001	GENERAL	TREAS FUND	7,484,295.96	TEXPOOL LOGIC TEXSTAR STONE CERT DEPOS	5,157,835.08 5,639,166.16 2,088,538.10 748,000.00	21,117,835.30
2022 011	ROAD & BRIDGE 1	TREAS FUND	925,377.72	TEXPOOL LOGIC TEXSTAR STONE	646,351.90 785,283.52 305,190.66	2,662,203.80
2022 012	ROAD & BRIDGE 2	TREAS FUND	746,190.04	TEXPOOL LOGIC TEXSTAR	106,249.54 206,198.10	1,058,637.68
2022 013	ROAD & BRIDGE 3	TREAS FUND	956,891.38	TEXPOOL LOGIC TEXSTAR	686,534.17 760,213.44 286,560.67	2,690,199.66
2022 014	ROAD & BRIDGE 4	TREAS FUND	960,375.51	TEXPOOL LOGIC TEXSTAR	491,539.41 742,347.59 376,282.10	2,570,544.61
2022 019	FM & LATERAL	TREAS FUND	234,061.99	TEXPOOL LOGIC TEXSTAR	227,784.92 131,220.31 235,566.81	828,634.03
2022 020	TJPC	TREAS FUND	31,716.40	TEXPOOL LOGIC TEXSTAR	2,145.76	33,862.16
2022 021	JUVENILE PROB-ISP	TREAS FUND		TEXPOOL LOGIC TEXSTAR		
2022 022	JUVENILE PROBATION	TREAS FUND	46,611.22	TEXPOOL LOGIC TEXSTAR		46,611.22
2022 023	JUVENILE PROB. IV-E	TREAS FUND	104.98	TEXPOOL LOGIC TEXSTAR		104.98
2022 024	JUVENILE DELINQUENCY PREVENTN	TREAS FUND	16,086.15	TEXPOOL LOGIC TEXSTAR		16,086.15
2022 028	ADULT PROBATION	TREAS FUND	18,558.57	TEXPOOL LOGIC TEXSTAR	203,987.06 189,123.75 154,173.49	565,842.87
2022 029	COMMUNITY CORRECTIONS	TREAS FUND	4,334.39	TEXPOOL LOGIC		4,334.39
2022 031	CONTRACT ELECTIONS	TREAS FUND	16,400.55	TEXPOOL LOGIC		16,400.55
2022 032	DISTRICT CLERK PRESERVATION	TREAS FUND	12,768.54	TEXPOOL	610.23	

FUND NAME	CHECKING ACCOUNT	CHECKING AMOUNT	TD0A ACCOUNT	TD0A AMOUNT	FUND TOTAL
2022 033 COUNTY/DISTRICT TECHNOLOGY	TREAS FUND	8,545.17	TEXPOOL LOGIC	1,609.89	12,158.31-
2022 034 COURT REPORTER	TREAS FUND	11,495.37	TEXPOOL LOGIC	9,444.92	10,155.06
2022 035 PERMANENT IMPROVEMENT	TREAS FUND	355,063.59	TEXPOOL LOGIC	1,207,515.09	20,940.29
			LOGIC	1,133,359.41	
			STONE	700,384.91	3,396,323.00
2022 037 LAW ENFORCEMENT ED	TREAS FUND	6,689.92	TEXPOOL LOGIC	10,619.55	17,309.47
			TEXSTAR		
2022 038 JP TECH	TREAS FUND	18,563.46	TEXPOOL LOGIC	27,893.88	46,457.34
			TEXSTAR		
2022 040 LAW LIBRARY	TREAS FUND	26,015.45	TEXPOOL LOGIC	117,126.85	46,457.34
			TEXSTAR	51,477.62	194,619.92
2022 041 CC LIBRARY FUND	TREAS FUND	34,968.36	TEXPOOL LOGIC	50,192.34	85,160.70
			TEXSTAR		
2022 042 CC HISTORICAL COMM.	TREAS FUND	2,521.15	TEXPOOL LOGIC	15,902.14	2,521.15
2022 043 JP COURTHOUSE SECURITY	TREAS FUND	27,869.83	TEXPOOL LOGIC	43,771.97	43,771.97
			TEXSTAR		
2022 044 COURTHOUSE SECURITY	TREAS FUND	41,824.16	TEXPOOL LOGIC	103,132.50	281,358.09
			TEXSTAR	83,300.41	479.16-
2022 046 CHAPTER 19	TREAS FUND	479.16-	TEXPOOL LOGIC	2,568.13	2,568.13
2022 047 CC RECORDS MANAGEMENT	TREAS FUND	2,568.13	TEXPOOL LOGIC	16,412.67	39,139.69
2022 048 COUNTY RECORDS MANAGEMENT	TREAS FUND	1,859.96	TEXPOOL LOGIC	20,867.06	20,822.60
			TEXSTAR	16.25	
2022 049 CC RECORDS PRESERVATION	TREAS FUND	20,806.35	TEXPOOL LOGIC	15,936.45	20,822.60
			TEXSTAR		
2022 050 DIST CLERK RECORDS MANAGEMENT	TREAS FUND	12,450.07	TEXPOOL LOGIC		



FUND NAME	CHECKING ACCOUNT	CHECKING AMOUNT	TDOA ACCOUNT	TDOA AMOUNT	FUND TOTAL
2022 051 DISTRICT CLERK ARCHIVE	TREAS FUND	27,552.81	TEXSTAR	4,248.61	28,386.52
2022 052 COUNTY CLERK ARCHIVE FEE	TREAS FUND	14,952.31	TEXPOOL LOGIC TEXSTAR	57,827.58 76,462.33 66,747.02	31,801.42
2022 053 CA CHECK COLLECTING	TREAS FUND	1,002.41	TEXPOOL LOGIC TEXSTAR	1,002.41	215,989.24
2022 054 DA CHECK COLLECTING	TREAS FUND	300.34	TEXPOOL LOGIC TEXSTAR	300.34	1,002.41
2022 056 DISTRICT ATTY FORFEITURE	TREAS FUND	19,072.17	TEXPOOL LOGIC TEXSTAR	38,146.33 26,459.65	300.34
2022 057 D A SEIZURE FUND	TREAS FUND	83,781.60	TEXPOOL LOGIC TEXSTAR	83,678.15	83,781.60
2022 058 SHERIFF FORFEITURE	TREAS FUND	58,889.06	TEXPOOL LOGIC TEXSTAR	30,601.70 26,459.65	115,950.41
2022 059 JAIL COMMISSARY	TREAS FUND	51,959.23	TEXPOOL LOGIC TEXSTAR	134,064.25	186,023.48
2022 061 2004 GO REFUNDING DEBT SERVITREAS FUND	TREAS FUND	559,261.20	TEXPOOL LOGIC TEXSTAR	255,842.32 300,244.72 162,106.51	1,277,454.75
2022 088 STATE FEES	TREAS FUND	15,096.11	TEXPOOL LOGIC TEXSTAR	10,065.17	25,161.28
2022 090 OFFICER'S TRUST	TREAS FUND		TEXPOOL		
2022 091 LIBRARY TRUST - LIDDELL	TREAS FUND	1,175.64	CERT DEPOS	15,000.00	16,175.64
2022 092 LIBRARY TRUST - ROSENSTEIN	TREAS FUND	15.85	CERT DEPOS	19,015.85	19,015.85
2022 098 PAYROLL CLEARING	PAYROLL	703,570.71	TEXPOOL		703,570.71
2022 100 CHILD ABUSE PREVENTION FUND	TREAS FUND	487.27	TEXPOOL		487.27
2022 101 PRETRIAL DIVERSION	TREAS FUND	13,720.03	TEXPOOL		13,720.03
2022 102 HOTEL OCCUPANCY TAX FUND	TREAS FUND	168,438.94	TEXPOOL LOGIC TEXSTAR	189,416.57 100,001.65 123,681.63	581,538.79
2022 103 HAVA GRANT FUND					

COMBINED STATEMENT OF CASH POSITION FOR JANUARY

FUND NAME	CHECKING ACCOUNT	CHECKING AMOUNT	TDOA ACCOUNT	TDOA AMOUNT	FUND TOTAL
2022 104 AMERICAN RESCUE PROG GRANT	TREAS FUND	736,852.55	TEXPOOL LOGIC TEXSTAR	1,000,196.71 1,000,376.24 1,000,073.09	3,737,498.59
TOTAL		14,455,126.36		28,426,217.46	42,881,343.82

CHECK ACCOUNT

CHECK

ACCOUNT BALANCE - TREAS FUND

13,751,555.65

TOTAL

14,455,126.36

ACCOUNT BALANCE - PAYROLL  
703,570.71

TDOA ACCOUNT

TDOA

ACCOUNT BALANCE - TEXPOOL  
ACCOUNT BALANCE - LOGIC  
ACCOUNT BALANCE - TEXSTAR  
ACCOUNT BALANCE - CERT DEPOS

10,819,249.84  
11,242,362.22  
5,582,605.40  
782,000.00

TOTAL

28,426,217.46

ACCOUNT NAME	BEGINNING CASH BALANCE	CASH RECEIPTS	CASH DISBURSEMENTS	ENDING CASH BALANCE
<b>2022 001 GENERAL</b>				
CASH - GENERAL FUND	5,323,110.83	5,571,312.77	3,409,926.21	7,484,497.39
CASH ON HAND	2,144.00	282.50	.00	2,426.50
CASH INVESTED - TEKPOOL	3,307,702.72	1,850,132.36	.00	5,157,835.08
CASH INVESTED - LOGIC	2,788,848.61	2,850,317.55	.00	5,639,166.16
CASH INVESTED - TEKSTAR	2,088,520.39	17.71	.00	2,088,538.10
CASH INVESTED - STONE CASTLE	.00	.00	.00	.00
T-BILLS - INVESTMENTS	1,999,342.00	.00	.00	1,999,342.00
CASH INVESTMENT-CD	1,748,000.00	.00	.00	1,748,000.00
FUND TOTALS	17,257,668.55	10,272,062.89	3,409,926.21	24,119,805.23
<b>2022 011 ROAD &amp; BRIDGE 1</b>				
CASH - ROAD & BRIDGE # 1	566,135.31	616,659.41	258,434.50	924,360.22
CASH INVESTED - TEKPOOL	476,335.00	170,016.90	.00	646,351.90
CASH INVESTED - LOGIC	447,486.83	337,796.69	.00	785,283.52
CASH INVESTED - TEKSTAR	305,188.13	2.53	.00	305,190.66
STONE CASTLE	.00	.00	.00	.00
T-BILL INVESTMENTS	.00	.00	.00	.00
FUND TOTALS	1,795,145.27	1,124,475.53	258,434.50	2,661,186.30
<b>2022 012 ROAD &amp; BRIDGE 2</b>				
CASH - ROAD & BRIDGE # 2	358,291.03	620,549.99	231,633.48	747,207.54
CASH INVESTED - TEKPOOL	106,246.12	3.42	.00	106,249.54
CASH INVESTED - LOGIC	138,433.09	67,765.01	.00	206,198.10
CASH INVESTED - TEKSTAR	.00	.00	.00	.00
T-BILL INVESTMENTS	.00	.00	.00	.00
FUND TOTALS	602,970.24	688,318.42	231,633.48	1,059,655.18
<b>2022 013 ROAD &amp; BRIDGE 3</b>				
CASH - ROAD & BRIDGE # 3	614,700.31	616,743.61	279,120.52	952,323.40
CASH INVESTED - TEKPOOL	486,516.82	200,017.35	.00	686,534.17
CASH INVESTED - LOGIC	392,420.56	367,792.88	.00	760,213.44
CASH INVESTED - TEKSTAR	286,558.20	2.47	.00	286,560.67
T-BILL INVESTMENTS	.00	.00	.00	.00
FUND TOTALS	1,780,195.89	1,184,556.31	279,120.52	2,685,631.68
<b>2022 014 ROAD &amp; BRIDGE 4</b>				
CASH - ROAD & BRIDGE # 4	508,454.67	649,200.90	192,991.08	964,664.49
CASH INVESTED - TEKPOOL	351,526.69	140,012.72	.00	491,539.41
CASH INVESTED - LOGIC	534,550.00	207,797.59	.00	742,347.59
CASH INVESTED - TEKSTAR	376,278.95	3.15	.00	376,282.10
T-BILL INVESTMENTS	.00	.00	.00	.00
FUND TOTALS	1,770,810.31	997,014.36	192,991.08	2,574,833.59
<b>2022 019 FM &amp; LATERAL</b>				
CASH - F M & LATERAL	231,781.23	2,280.76	.00	234,061.99
CASH INVESTED	227,777.62	7.30	.00	227,784.92
CASH INVESTED - LOGIC	131,210.54	9.77	.00	131,220.31
CASH INVESTED - TEKSTAR	235,564.89	1.92	.00	235,566.81
T-BILL INVESTMENT	.00	.00	.00	.00
FUND TOTALS	826,334.28	2,299.75	.00	828,634.03
<b>2022 020 TIPC</b>				
CASH - T.U.P.C.	27,517.11	24,185.00	19,985.71	31,716.40
CASH INVESTED	2,145.76	.00	.00	2,145.76
CASH INVESTED - LOGIC	.00	.00	.00	.00

ACCOUNT NAME	BEGINNING CASH BALANCE	CASH RECEIPTS	CASH DISBURSEMENTS	ENDING CASH BALANCE
--------------	------------------------	---------------	--------------------	---------------------

2022 021 JUVENILE PROB-ISP

CASH - JUVENILE PROBATION INVESTMENTS	.00	.00	.00	.00
CASH INVESTED - LOGIC	.00	.00	.00	.00
CASH INVESTED - TEXSTAR	.00	.00	.00	.00
FUND TOTALS	.00	.00	.00	.00

2022 022 JUVENILE PROBATION

CASH - JUV. PROB. DIV INVESTMENTS	46,506.22	105.00	.00	46,611.22
FUND TOTALS	46,506.22	105.00	.00	46,611.22

2022 023 JUVENILE PROB. IV-E

CASH - IV-E	104.98	.00	.00	104.98
CASH INVESTED	.00	.00	.00	.00
CASH INVESTED - LOGIC	.00	.00	.00	.00
CASH INVESTED - TEXSTAR	.00	.00	.00	.00
FUND TOTALS	104.98	.00	.00	104.98

2022 024 JUVENILE DELINQUENCY PREVENTN

CASH - JUVENILE DELINQUENCY PR INVESTMENTS	14,486.26	1,599.89	.00	16,086.15
CASH INVESTED - LOGIC	.00	.00	.00	.00
CASH INVESTED - TEXSTAR	.00	.00	.00	.00
FUND TOTALS	14,486.26	1,599.89	.00	16,086.15

2022 028 ADULT PROBATION

CASH - ADULT PROBATION CASH ON HAND	55,580.41	27,831.63	64,853.47	18,558.57
CASH INVESTED - TEXPOOL	75.00	.00	.00	75.00
CASH INVESTED - LOGIC	203,980.56	6.50	.00	203,987.06
CASH INVESTED - TEXSTAR	159,110.36	30,013.39	.00	189,123.75
CASH INVESTED - LOGIC	154,172.21	1.28	.00	154,173.49
FUND TOTALS	572,918.54	57,852.80	64,853.47	565,917.87

2022 029 COMMUNITY CORRECTIONS

CASH - COMMUNITY CORRECTI INVESTMENTS	9,891.93	.00	5,557.54	4,334.39
CASH INVESTED - LOGIC	.00	.00	.00	.00
FUND TOTALS	9,891.93	.00	5,557.54	4,334.39

2022 031 CONTRACT ELECTIONS

CASH - CONTRACT ELECTIONS	16,400.55	.00	.00	16,400.55
CASH INVESTED - TEXPOOL	.00	.00	.00	.00
CASH INVESTED - LOGIC	.00	.00	.00	.00
FUND TOTALS	16,400.55	.00	.00	16,400.55

2022 032 DISTRICT CLERK PRESERVATION

CASH - DISTRICT CLERK PRESVATI INVESTMENTS	11,621.25	125.00	1,272.29	12,768.54
CASH INVESTED - LOGIC	610.23	.00	.00	610.23
CASH INVESTED - TEXSTAR	.00	.00	.00	.00
FUND TOTALS	11,011.02	125.00	1,272.29	12,158.31

2022 033 COUNTY/DISTRICT TECHNOLOGY FUN

CASH - COUNTY/DISTRICT TECH	9,512.52	465.47	1,432.82	8,545.17
-----------------------------	----------	--------	----------	----------

ACCOUNT NAME	BEGINNING CASH BALANCE	CASH RECEIPTS	CASH DISBURSEMENTS	ENDING CASH BALANCE
INVESTMENTS	1,609.89	.00	.00	1,609.89
CASH INVESTED - LOGIC	.00	.00	.00	.00
CASH INVESTED - TEXSTAR	.00	.00	.00	.00
FUND TOTALS	11,122.41	465.47	1,432.82	10,155.06

2022 034 COURT REPORTER				
CASH - COURT REPORTER FUND	11,464.75	217.80	187.18	11,495.37
INVESTMENTS	9,444.61	.31	.00	9,444.92
CASH INVESTED - LOGIC	.00	.00	.00	.00
CASH INVESTED - TEXSTAR	.00	.00	.00	.00
FUND TOTALS	20,909.36	218.11	187.18	20,940.29

2022 035 PERMANENT IMPROVEMENT				
CASH - PERMANENT IMPROVEM	324,546.16	330,517.43	300,000.00	355,063.59
CASH INVESTED - TEXPOOL	1,107,478.45	100,036.64	.00	1,207,515.09
CASH INVESTED - LOGIC	733,286.43	400,072.98	.00	1,133,359.41
CASH INVESTED - TEXSTAR	772,378.59	6.32	72,000.00	700,384.91
STONE CASTLE	.00	.00	.00	.00
T-BILL INVESTMENTS	.00	.00	.00	.00
FUND TOTALS	2,937,689.63	830,633.37	372,000.00	3,396,323.00

2022 037 LAW ENFORCEMENT ED				
CASH - LAW ENFORCEMENT ED	6,984.92	.00	295.00	6,689.92
CASH INVESTED - LOGIC	10,619.24	.31	.00	10,619.55
CASH INVESTED - TEXSTAR	.00	.00	.00	.00
FUND TOTALS	17,604.16	.31	295.00	17,309.47

2022 038 JP TECH				
CASH - J P TECH FUND	17,801.57	1,321.14	559.25	18,563.46
INVESTMENTS	27,892.99	.89	.00	27,893.88
CASH INVESTED - LOGIC	.00	.00	.00	.00
CASH INVESTED - TEXSTAR	.00	.00	.00	.00
FUND TOTALS	45,694.56	1,322.03	559.25	46,457.34

2022 040 LAW LIBRARY				
CASH - LAW LIBRARY	26,430.46	117.50	532.51	26,015.45
CASH INVESTED	117,123.11	3.74	.00	117,126.85
CASH INVESTED - LOGIC	51,473.80	3.82	.00	51,477.62
CASH INVESTED - TEXSTAR	.00	.00	.00	.00
FUND TOTALS	195,027.37	125.06	532.51	194,619.92

2022 041 CC LIBRARY FUND				
CASH - COOKE COUNTY LIBRA	34,813.00	806.45	573.52	35,045.93
CASH INVESTED	50,190.71	1.63	.00	50,192.34
CASH INVESTED - LOGIC	.00	.00	.00	.00
CASH INVESTED - TEXSTAR	.00	.00	.00	.00
T-BILL INVESTMENTS	.00	.00	.00	.00
FUND TOTALS	85,003.71	808.08	573.52	85,238.27

2022 042 CC HISTORICAL COMM.				
CASH - COOKE CO. HISTORIC	2,521.15	.00	.00	2,521.15
FUND TOTALS	2,521.15	.00	.00	2,521.15

2022 043 JP COURTHOUSE SECURITY				
CASH - JP COURTHOUSE SECURITY	26,334.44	1,537.21	1.82	27,869.83
CASH INVESTED	15,901.62	.52	.00	15,902.14

ACCOUNT NAME	BEGINNING CASH BALANCE	CASH RECEIPTS	CASH DISBURSEMENTS	ENDING CASH BALANCE
2022 044 COURTHOUSE SECURITY				
CASH - COURTHOUSE SECURITY	45,394.40	2,108.66	5,678.90-	41,824.16
CASH INVESTED	103,129.21	3.29	.00	103,132.50
CASH INVESTED - LOGIC	53,097.06	3.96	.00	53,101.02
CASH INVESTED - TEXSTAR	83,299.74	.67	.00	83,300.41
FUND TOTALS	284,920.41	2,116.58	5,678.90-	281,358.09
2022 046 CHAPTER 19				
CASH - CHAPTER 19	736.31-	736.31	479.16-	479.16-
INVESTMENTS	.00	.00	.00	.00
FUND TOTALS	736.31-	736.31	479.16-	479.16-
2022 047 CC RECORDS MANAGEMENT				
CASH - CC RECORDS MANAGEMENT	2,565.26	2.87	.00	2,568.13
INVESTMENTS - TEXPOOL	.00	.00	.00	.00
FUND TOTALS	2,565.26	2.87	.00	2,568.13
2022 048 COUNTY RECORDS MANAGEMENT				
CASH - RECORDS MANAGEMENT	830.51	2,711.53	1,682.08-	1,859.96
CASH INVESTED - TEXPOOL	16,412.10	.57	.00	16,412.67
CASH INVESTED - LOGIC	20,865.50	1.56	.00	20,867.06
CASH INVESTED - TEXSTAR	38,108.11	.00	1,682.08-	39,139.69
FUND TOTALS	11,238.35	9,568.00	.00	20,806.35
2022 049 CC RECORDS PRESERVATION				
CASH - RECORDS PRESERVATION	11,238.35	.00	.00	16.25
CASH INVESTED - TEXPOOL	16.25	.00	.00	.00
CASH INVESTED - LOGIC	.00	.00	.00	.00
CASH INVESTED - TEXSTAR	.00	.00	.00	.00
FUND TOTALS	11,254.60	9,568.00	.00	20,822.50
2022 050 DIST CLERK RECORDS MANAGEMENT				
CASH - D C RECORDS MANAGEMENT	12,377.61	73.61	1.15-	12,450.07
CASH INVESTED	15,935.93	.52	.00	15,936.45
CASH INVESTED - LOGIC	.00	.00	.00	.00
CASH INVESTED - TEXSTAR	.00	.00	.00	.00
FUND TOTALS	28,313.54	74.13	1.15-	28,386.52
2022 051 DISTRICT CLERK ARCHIVE				
DISTRICT CLERK ARCHIVE	27,437.81	115.00	.00	27,552.81
INVESTMENTS	4,248.53	.08	.00	4,248.61
CASH INVESTED - LOGIC	.00	.00	.00	.00
CASH INVESTED - TEXSTAR	.00	.00	.00	.00
FUND TOTALS	31,686.34	115.08	.00	31,801.42
2022 052 COUNTY CLERK ARCHIVE FEE				
CASH - RECORDS ARCHIVE	71,251.31	9,210.00	65,509.00-	14,952.31
INVESTMENTS	57,825.74	1.84	.00	57,827.58
CASH INVESTED - LOGIC	26,457.72	50,004.61	.00	76,462.33
CASH INVESTED - TEXSTAR	66,746.44	.58	.00	66,747.02
FUND TOTALS	222,281.21	59,217.03	65,509.00-	215,989.24
2022 053 CA CHECK COLLECTING				
CASH - CHECK COLLECTING &	1,110.79	.00	108.38-	1,002.41

ACCOUNT NAME	BEGINNING CASH BALANCE	CASH RECEIPTS	CASH DISBURSEMENTS	ENDING CASH BALANCE
CASH INVESTED	.00	.00	.00	.00
CASH INVESTED - LOGIC	.00	.00	.00	.00
CASH INVESTED - TEXSTAR	.00	.00	.00	.00
FUND TOTALS	1,110.79	.00	108.38	1,002.41

2022 054 DA CHECK COLLECTING				
CASH - DA CHECK COLLECTING	300.34	.00	.00	300.34
CASH INVESTED	.00	.00	.00	.00
FUND TOTALS	300.34	.00	.00	300.34

2022 056 DISTRICT ATTY FORFEITURE				
CASH - D.A. FORFEITURE FU	19,120.23	.00	48.06	19,072.17
CASH INVESTED - TEXPOOL	38,145.08	1.25	.00	38,146.33
CASH INVESTED - LOGIC	26,457.72	1.93	.00	26,459.65
CASH INVESTED - TEXSTAR	.00	.00	.00	.00
FUND TOTALS	83,723.03	3.18	48.06	83,678.15

2022 057 D A SEIZURE FUND				
CASH - SEIZURE-LAW	83,781.60	.00	.00	83,781.60
INVESTMENTS	.00	.00	.00	.00
FUND TOTALS	83,781.60	.00	.00	83,781.60

2022 058 SHERIFF FORFEITURE				
CASH - SHERIFF FORFEITURE	58,994.14	.00	105.08	58,889.06
INVESTMENTS	30,600.72	.98	.00	30,601.70
CASH INVESTED - LOGIC	26,457.72	1.93	.00	26,459.65
CASH INVESTED - TEXSTAR	.00	.00	.00	.00
FUND TOTALS	116,052.58	2.91	105.08	115,950.41

2022 059 JAIL COMMISSARY				
CASH - JAIL COMMISSARY	51,881.89	2,358.14	2,280.80	51,959.23
CASH INVESTED - TEXPOOL	134,060.00	4.25	.00	134,064.25
CASH INVESTED - LOGIC	.00	.00	.00	.00
CASH INVESTED - TEXSTAR	.00	.00	.00	.00
FUND TOTALS	185,941.89	2,362.39	2,280.80	186,023.48

2022 061 2004 GO REFUNDING DEBT SERVICE				
CASH - 2004 GO REFUNDING D/S	238,135.59	321,125.61	.00	559,261.20
CASH INVESTED - TEXPOOL	155,836.08	100,006.24	.00	255,842.32
CASH INVESTED - LOGIC	200,227.22	100,017.50	.00	300,244.72
CASH INVESTED - TEXSTAR	162,105.21	1.30	.00	162,106.51
T-BILL INVESTMENTS	.00	.00	.00	.00
FUND TOTALS	756,304.10	521,150.65	.00	1,277,454.75

2022 088 STATE FEES				
CASH - STATE FEES	85,815.23	32,844.75	103,563.87	15,096.11
CASH INVESTED	15,064.77	.40	5,000.00	10,065.17
CASH INVESTED - LOGIC	.00	.00	.00	.00
CASH INVESTED - TEXSTAR	.00	.00	.00	.00
FUND TOTALS	100,880.00	32,845.15	108,563.87	25,161.28

2022 090 OFFICER'S TRUST				
CASH-OFFICERS TRUST	.00	.00	.00	.00
CASH INVESTED	.00	.00	.00	.00
CASH INVESTED - LOGIC	.00	.00	.00	.00
FUND TOTALS	.00	.00	.00	.00

2022 091 LIBRARY TRUST - LIDDELL				
CASH-LIBRARY TRUST/LIDDELL	1,137.82	37.82	.00	1,175.64



ACCOUNT NAME	BEGINNING CASH BALANCE	CASH RECEIPTS	CASH DISBURSEMENTS	ENDING CASH BALANCE
2022 092 LIBRARY TRUST - ROSENSTEIN				
CD INVESTMENT	15,000.00	.00	.00	15,000.00
FUND TOTALS	16,137.82	37.82	.00	16,175.64
2022 098 PAYROLL CLEARING				
CASH - PAYROLL CLEARING INVESTMENTS	19,015.85	.00	.00	19,015.85
FUND TOTALS	19,015.85	.00	.00	19,015.85
2022 100 CHILD ABUSE PREVENTION FUND				
CASH-CHILD ABUSE PREVENTION	487.27	.00	.00	487.27
CASH INVESTED	.00	.00	.00	.00
FUND TOTALS	487.27	.00	.00	487.27
2022 101 PRETRIAL DIVERSION				
CASH-PRETRIAL DIVERSION	13,720.03	.00	.00	13,720.03
CASH INVESTED	.00	.00	.00	.00
FUND TOTALS	13,720.03	.00	.00	13,720.03
2022 102 HOTEL OCCUPANCY TAX FUND				
CASH - HOTEL OCCUPANCY TAX	142,439.54	25,999.40	.00	168,438.94
CASH INVESTED - TEXPOOL	189,410.53	6.04	.00	189,416.57
CASH INVESTED - LOGIC	.00	100,001.65	.00	100,001.65
CASH INVESTED - TEXSTAR	123,680.64	.99	.00	123,681.63
FUND TOTALS	455,530.71	126,008.08	.00	581,538.79
2022 103 HAVA GRANT FUND				
CASH - HAVA GRANT FUND	268.12-	.00	.00	268.12-
CASH INVESTED - TEXPOOL	.00	.00	.00	.00
CASH INVESTED - LOGIC	.00	.00	.00	.00
CASH INVESTED - TEXSTAR	.00	.00	.00	.00
FUND TOTALS	268.12-	.00	.00	268.12-
2022 104 AMERICAN RESCUE PROG GRANT				
CASH - AMERICAN RESCUE PROG GR	807,618.90	.00	70,766.35-	736,852.55
CASH INVESTED - TEXPOOL	1,000,164.80	31.91	.00	1,000,196.71
CASH INVESTED - LOGIC	1,000,301.89	74.35	.00	1,000,376.24
CASH INVESTED - TEXSTAR	1,000,064.66	8.43	.00	1,000,073.09
FUND TOTALS	3,808,150.25	114.69	70,766.35-	3,737,498.59
GRAND TOTALS	34,329,154.58	17,166,857.50	5,613,092.88-	45,882,919.20