



MONTHLY REPORT

FEBRUARY 2022

PATTY BRENNAN

COOKE COUNTY TREASURER


FINANCIAL REPORTS

February 2022

In accordance with Local Government Code 114.026, this affidavit states the current cash and reports in the custody of the county treasurer as of this date of February 2022.




Steve Starnes,
Cooke County Judge



Pam Harrison,
Cooke County Clerk




Gary Hollowell,
Commissioner Pct. #1



Jason Snuggs,
Commissioner Pct. #2



Adam Arendt,
Commission Pct. #3



Leon Klement,
Commissioner Pct. #4

AFFIDAVIT

STATE OF TEXAS

COUNTY OF COOKE


The members of the Commissioners' Court of Cooke County, Texas, state as follows:

The requirement of Subsection (C) of the Texas Local Government Code, §114.026 have been met for the term of February 2022. The amount of cash and other assets in the custody of the County Treasurer at the time of examination are:


Cash (includes on hand, money market accounts, and short term investments) \$ 42,697,201.40

Other Assets (long term investments) \$ 0.00.


Sworn to and subscribed this 28th day of March 2022.


Steve Starnes, Cooke County Judge



Gary Hollowell, Commissioner, Pct 1


Jason Snuggs, Commissioner, Pct 2


Adam Arendt, Commissioner, Pct 3


Leon Klement, Commissioner, Pct 4

ATTEST:


Pam Harrison, County Clerk

TOTALS

PRIOR MONTH ENDING BANK STATEMENT BALANCE \$9,417,895.16 142
 CLEARED DEPOSITS \$6,033,141.34 7
 CLEARED ADDITIONS \$949,936.95 382
 CLEARED CHECKS \$2,518,298.35-
 CLEARED DEDUCTIONS \$4,175,111.65- 6

CURRENT MONTH ENDING BANK STATEMENT BALANCE \$9,797,253.44

CURRENT MONTH ENDING BANK STATEMENT BALANCE \$9,797,253.44 4
 OUTSTANDING DEPOSITS \$5,554.45
 OUTSTANDING ADDITIONS \$,00
 OUTSTANDING CHECKS \$1,127,991.47- 726
 OUTSTANDING DEDUCTIONS \$,00

RECONCILED BOOK BALANCE \$8,584,816.42

ENDING STATEMENT DATE 02/28/2022 CLERK: PB

C.D. INVESTMENTS

SIMMONS BANK

FEBRUARY 2022

<u>C.D.#</u>	<u>PURCHASE DATE</u>	<u>AMOUNT</u>	<u>MAT. DATE</u>
Library Liddell 2363	Jan 17, 2021	7,500.00	Jan 25, 2023
Library Liddell 2389	Jan 17, 2021	7,500.00	Jan 25, 2023
Library Rosenstein 5099	Dec 12, 2020	11,000.00	Dec 12, 2023
Library Rosenstein 8294	Mar 16, 2021	8,000.00	Mar 24, 2024

INT. EARNED MONTHLY:

2-Liddell CD's @ 1.00%
Rosenstein #5099 CD @ 1.00%
Rosenstein #8294 CD @ .60%

Interest is deposited into the Treasurer's Fund. The 4 Library's CDs' interest is deposited quarterly.

THE FIRST STATE BANK

<u>C.D.#</u>	<u>PURCHASE DATE</u>	<u>AMOUNT</u>	<u>MAT. DATE</u>
GEN/6877	Dec17, 2020	250,000.00	Dec 17, 2022

INT. EARNED MONTHLY:

Gen CD @ .50% *
(* With a Bump-up feature)

Interest accrues monthly and is deposited monthly with depository bank into the Treasurer's Fund

INVESTMENTS-TEXPOOL
PATTY BRENNAN, COOKE COUNTY TREASURER
FEBRUARY 2022

ACCT NAME	BALANCE FORWARD	DEPOSITS	WITH-DRAWALS	CURRENT INTEREST	ENDING BALANCE
GENERAL	\$ 5,157,835.08	\$ -	\$ -	\$ 250.01	\$ 5,158,085.09
R & B -1	\$ 646,351.90	\$ -	\$ -	\$ 31.34	\$ 646,383.24
R & B -2	\$ 106,249.54	\$ -	\$ -	\$ 5.13	\$ 106,254.67
R & B -3	\$ 686,534.17	\$ -	\$ -	\$ 33.28	\$ 686,567.45
R & B -4	\$ 491,539.41	\$ 100,000.00	\$ -	\$ 26.90	\$ 591,566.31
FM & L	\$ 227,784.92	\$ -	\$ -	\$ 11.05	\$ 227,795.97
STATE FUNDS	\$ 10,065.17	\$ -	\$ -	\$ 0.42	\$ 10,065.59
TJPC	\$ 2,145.76	\$ -	\$ 2,145.76	\$ -	\$ -
DIST CLK PRESERVATION	\$ 610.23	\$ -	\$ 610.23	\$ -	\$ -
COUNTY/DIST TECH	\$ 1,609.89	\$ -	\$ 1,609.89	\$ -	\$ -
ADULT PROB	\$ 203,987.06	\$ -	\$ -	\$ 9.92	\$ 203,996.98
COURT REP	\$ 9,444.92	\$ -	\$ -	\$ 0.42	\$ 9,445.34
PERM IMP	\$ 1,207,515.09	\$ -	\$ -	\$ 58.52	\$ 1,207,573.61
LAW ENFORCEMENT ED	\$ 10,619.55	\$ -	\$ -	\$ 0.48	\$ 10,620.03
JP-CH SECURITY	\$ 15,902.14	\$ -	\$ -	\$ 0.70	\$ 15,902.84
DIST CLK RECORDS MGMT	\$ 15,936.58	\$ -	\$ -	\$ 0.70	\$ 15,937.28
DIST CLK ARCHIVE	\$ 4,248.48	\$ -	\$ -	\$ 0.28	\$ 4,248.76
LAW LIBRARY	\$ 117,126.85	\$ -	\$ -	\$ 5.67	\$ 117,132.52
JP TECH	\$ 27,893.88	\$ -	\$ -	\$ 1.39	\$ 27,895.27
C H SECURITY	\$ 103,132.50	\$ -	\$ -	\$ 5.00	\$ 103,137.50
REC MGMT	\$ 16,412.67	\$ -	\$ 16,412.87	\$ 0.20	\$ (0.00)
REC PRESV	\$ 16.25	\$ -	\$ 16.25	\$ -	\$ -
LIBRARY	\$ 50,192.34	\$ -	\$ -	\$ 2.41	\$ 50,194.75
ARCHIVE	\$ 57,827.58	\$ -	\$ -	\$ 2.77	\$ 57,830.35
DIST ATTY FORFEITURE	\$ 38,146.33	\$ -	\$ -	\$ 1.86	\$ 38,148.19
SHERIFF FORFEITURE	\$ 30,601.70	\$ -	\$ -	\$ 1.47	\$ 30,603.17
JAIL COMMISSARY	\$ 134,064.25	\$ -	\$ -	\$ 6.48	\$ 134,070.73
2004 GO-REFUNDING	\$ 255,842.32	\$ -	\$ 155,000.00	\$ 6.96	\$ 100,849.28
HOTEL/MOTEL TAX	\$ 189,416.57	\$ -	\$ -	\$ 9.20	\$ 189,425.77
AMERICAN RESCUE GRANT	\$ 1,000,196.71	\$ -	\$ -	\$ 48.47	\$ 1,000,245.18
TOTAL: TREAS FUND	\$ 10,819,249.84	\$ 100,000.00	\$ 175,795.00	\$ 521.03	\$ 10,743,975.87

YEAR - TO - DATE INTEREST	BAL FORWARD:	CURRENT INT.:	BALANCE:
	\$ 847.75	\$ 297.96	\$ 1,145.71

AVG. YEILD FOR FEB 2022 0.06% MKT VALUE/ SHAR| \$ 1.00

**INVESTMENTS-TEX STAR
PATTY BRENNAN, COOKE COUNTY TREASURER
FEBRUARY 2022**

ACCT NAME	BALANCE FORWARD	DEPOSITS	WITH- DRAWALS	CURRENT INTEREST	ENDING BALANCE
GENERAL	\$ 2,088,538.10	\$ -	\$ -	\$ 16.62	\$ 2,088,554.72
R & B -1	\$ 305,190.66	\$ -	\$ -	\$ 2.37	\$ 305,193.03
R & B -3	\$ 286,560.67	\$ -	\$ -	\$ 2.31	\$ 286,562.98
R & B -4	\$ 376,282.10	\$ -	\$ -	\$ 2.96	\$ 376,285.06
FM & L	\$ 235,566.81	\$ -	\$ -	\$ 1.81	\$ 235,568.62
ADULT PROBATION	\$ 154,173.49	\$ -	\$ -	\$ 1.21	\$ 154,174.70
PERM IMP	\$ 700,384.91	\$ -	\$ -	\$ 5.57	\$ 700,390.48
COURTHOUSE SECURITY	\$ 83,300.41	\$ -	\$ -	\$ 0.63	\$ 83,301.04
ARCHIVE FEES	\$ 66,747.02	\$ -	\$ -	\$ 0.54	\$ 66,747.56
2012 GO REFUNDING	\$ 162,106.51	\$ -	\$ 162,105.21	\$ 0.41	\$ 1.71
HOTEL/MOTEL TAX	\$ 123,681.63	\$ -	\$ -	\$ 0.94	\$ 123,682.57
AMERICAN RESCUE GRANT	\$ 1,000,073.09	\$ -	\$ -	\$ 7.92	\$ 1,000,081.01
TOTAL: TREAS FUND	\$ 5,582,605.40	\$ -	\$ 162,105.21	\$ 43.29	\$ 5,420,543.48

YEAR - TO - DATE INTEREST	BAL FORWARD	CURRENT INT.	BALANCE
	\$ 234.10	\$ 43.29	\$ 277.39
AVG. YEILD FOR FEB 2022	0.01%	MKT VALUE / SHARE	\$ 1.00

**INVESTMENTS-LOGIC
PATTY BRENNAN, COOKE COUNTY TREASURER
FEBRUARY 2022**

ACCT NAME	BALANCE FORWARD	DEPOSITS	WITH- DRAWALS	CURRENT INTEREST	ENDING BALANCE
GENERAL	\$ 5,639,166.16	\$ 2,000,000.00	\$ -	\$ 563.53	\$ 7,639,729.69
R & B -1	\$ 785,283.52	\$ 200,000.00	\$ -	\$ 74.70	\$ 985,358.22
R & B -2	\$ 206,198.10	\$ -	\$ -	\$ 17.11	\$ 206,215.21
R & B -3	\$ 760,213.44	\$ 200,000.00	\$ -	\$ 72.61	\$ 960,286.05
R & B -4	\$ 742,347.59	\$ 200,000.00	\$ -	\$ 71.13	\$ 942,418.72
FM & L	\$ 131,220.31	\$ -	\$ -	\$ 10.88	\$ 131,231.19
ADULT PROBATION	\$ 189,123.75	\$ -	\$ -	\$ 15.66	\$ 189,139.41
PERM IMP	\$ 1,133,359.41	\$ 200,000.00	\$ -	\$ 103.55	\$ 1,333,462.96
LAW LIBRARY	\$ 51,477.62	\$ -	\$ -	\$ 4.26	\$ 51,481.88
COURTHOUSE SECURITY	\$ 53,101.02	\$ -	\$ -	\$ 4.43	\$ 53,105.45
RECORDS MANAGEMENT	\$ 20,867.06	\$ -	\$ -	\$ 1.76	\$ 20,868.82
ARCHIVE FEES	\$ 76,462.33	\$ -	\$ -	\$ 6.35	\$ 76,468.68
DIST ATTY FORFEITURE	\$ 26,459.65	\$ -	\$ -	\$ 2.18	\$ 26,461.83
SHERIFF FOREITURE	\$ 26,459.65	\$ -	\$ -	\$ 2.18	\$ 26,461.83
2012 GO REFUNDING	\$ 300,244.72	\$ -	\$ -	\$ 24.89	\$ 300,269.61
HOTEL TAX FUND	\$ 100,001.65	\$ -	\$ -	\$ 8.29	\$ 100,009.94
AMERICAN RESCUE GRANT	\$ 1,000,376.24	\$ -	\$ -	\$ 82.88	\$ 1,000,459.12
TOTAL: TREAS FUND	\$ 11,242,362.22	\$ 2,800,000.00	\$ -	\$ 1,066.39	\$ 14,043,428.61

YEAR - TO - DATE INTEREST	BAL FORWARD	CURRENT INT.	BALANCE
	\$ 1,547.44	\$ 1,066.39	\$ 2,613.83

AVG. YEILD FOR FEB 2022 0.11% MKT VALU/SHARE \$ 1.00

COOKE COUNTY
16960003

Custody Holdings for Currency USD

Security Receipt	Trade Date	Cost Basis	Par/Shares Original Face	Description Rate, Maturity	Principal Cost Market Value	Date Priced
3134GXCA0	11/30/2021	99,645,700	1,000,000.00	FEDERAL HOME LN MTG CORP .00 32, 11/24/2023	996,457.00	
408000957	12/02/2021				982,479.00	02/28/2022
38149MYY6	04/28/2021	N/A	249,000.00	GOLDMAN SACHS BK USA CD	249,000.00	
286005505	05/05/2021		.00	.10, 05/05/2022	248,951.94	02/28/2022
78658REU1	04/28/2021	N/A	249,000.00	SAFRA NATL BANK CD	249,000.00	
286005506	05/06/2021		.00	.10, 05/05/2022	248,951.94	02/28/2022
91282CBX8	04/28/2021	100,000,000	1,000,000.00	UNITED STATES TREAS NOTE	1,000,000.00	
286005501	04/30/2021		.00	.125, 04/30/2023	987,891.00	02/28/2022
Total USD Par			2,498,000.00	Total USD Cost	2,494,457.00	
Total USD Original Face			2,498,000.00	Total USD Market Value	2,468,273.88	

PNC and PNC Bank are registered marks of The PNC Financial Services Group, Inc. (PNC).
PNC makes no representations as to the accuracy or completeness of the information herein.





Pledge Security Listing

February 28, 2022

ID	CUSIP	Description	Safetkeeping Location	Safetkeeping Receipt	Coupon	Maturity Date	Call Date	Moody	S&P	Fitch	ASC 320	Face Amount	Current Par	Current Book Value	Market Value	Gain(Loss)
4226	3138WDY19	FNMA #AS4314	PHLB		2.50	01/01/2030		AAA	AA+	AAA	HTM	1,500,000	305,702.40	309,551.01	309,135.44	(415.57)
Total for COOKE COUNTY												305,702.40	309,551.01	309,135.44		

Although the information in this report has been obtained from sources believed to be reliable, its accuracy cannot be guaranteed.



1 March 2022

COOKE COUNTY
PATTY BRENNAN
101 S DIXON ST
GAINESVILLE, TX 76240-4729

COLLATERAL REPORT as of: 28 February 2022

Pledgee Code: COKC

Demand Deposit Balance: \$13,067,079.77

C.D. Balance \$1,017,882.67

Amount in Excess of FDIC Ins: \$13,584,962.44

Required Pledge Amount: \$14,943,458.68

See attached detail report for amount and description of securities pledged to account.

Total Pledged Par Amount: \$18,869,922.00

Total Collateral Market Value*: \$17,688,175.00

Total Other Collateral: \$ 0.00

**Prices were obtained within five (5) days of the date of this report.*

FDIC Insurance is calculated by FDIC rules

- Pricing supplied by various third party sources including INTERACTIVE DATA and BLOOMBERG INFORMATION SERVICES. Certain infrequently traded Municipal Securities may be priced by utilizing a pricing matrix derived from the current Municipal yield curve.*
- Prices provided are indications only, and although derived from sources we believe reliable, they are not considered all-inclusive.*

All securities are held at Raymond James.

Reportfolio

Simmons First National Bank, Pine Bluff, AR
 Published: 3/1/2022 1:24:54 PM

Management Report
 Pledged To: COOKE COUNTY

Date: 28-Feb-22
 Page: 208

Section V-C

Location	Code	Cusip Trans#	Description Maturity FAS 115	Prerfund	Pool Coupon	Moody StdPoor	Original Face Pledged Percent	Pledged Face Value	Original Face Value	Pledged Par Value	Pledged Book Value	Pledged Market Value
FRSL	3140QHPU3	609589202105131	FNMA Pool #CA9434 3/1/2036	CA9434	2.000		\$45,000,000.00 0.56%	\$250,000.00	\$220,009.15	\$227,696.94	\$219,140.11	
FEDERAL RESERVE BANK, ST. AFS												
FRSL	3140QHPU3	609589202105131	FNMA Pool #CA9434 3/1/2036	CA9434	2.000		\$45,000,000.00 2.78%	\$1,250,000.00	\$1,100,045.73	\$1,138,484.69	\$1,095,700.54	
FEDERAL RESERVE BANK, ST. AFS												
FRSL	3140QHPU3	609589202105131	FNMA Pool #CA9434 3/1/2036	CA9434	2.000		\$45,000,000.00 0.94%	\$425,000.00	\$374,015.55	\$387,084.79	\$372,538.19	
FEDERAL RESERVE BANK, ST. AFS												
FRSL	3140QHPU3	609589202105131	FNMA Pool #CA9434 3/1/2036	CA9434	2.000		\$45,000,000.00 2.44%	\$1,100,000.00	\$968,040.24	\$1,001,866.52	\$964,216.48	
FEDERAL RESERVE BANK, ST. AFS												
FRSL	3140QHPU3	609589202105131	FNMA Pool #CA9434 3/1/2036	CA9434	2.000		\$45,000,000.00 3.33%	\$1,500,000.00	\$1,320,054.87	\$1,366,181.62	\$1,314,840.65	
FEDERAL RESERVE BANK, ST. AFS												
FRSL	3133KLAL1	593101202102101	FHLMC Pool #RA4511 2/1/2051	RA4511	1.500		\$6,644,672.00 27.54%	\$1,830,000.00	\$1,783,864.60	\$1,796,763.66	\$1,654,249.00	
FEDERAL RESERVE BANK, ST. HTM												
FRSL	3133KLAL1	593101202102101	FHLMC Pool #RA4511 2/1/2051	RA4511	1.500		\$6,644,672.00 11.81%	\$784,672.00	\$764,889.95	\$770,420.84	\$709,313.04	
FEDERAL RESERVE BANK, ST. HTM												
Z MBS - Fixed Rate												
FRSL	3138ESAM0	472040201708181	FNMA Pool #AL9911 9/1/2039	AL9911	2.292		\$10,000,000.00 50.00%	\$5,000,000.00	\$1,349,001.70	\$1,413,779.15	\$1,419,851.27	
FEDERAL RESERVE BANK, ST. AFS												
1 MBS - Variable Rate												
FRSL	3138ELZB3	552716202005081	FFCB Callable 5/14/2035		1.950	AA+	\$10,000,000.00 100.00%	\$10,000,000.00	\$10,000,000.00	\$10,000,000.00	\$9,067,320.00	
FEDERAL RESERVE BANK, ST. AFS												

** If no data is shown, then there are no pledges for the current period.

Reportfolio

Simmons First National Bank, Pine Bluff, AR
 Published: 3/1/2022 1:24:54 PM

Management Report
 Pledged To: COOKE COUNTY

Date: 28-Feb-22
 Page: 209

Section V-C

Location	Code	Cusip Trans#	Description Maturity	Prerefund	Pool Coupon	Moody StdPoor	Original Face Pledged Percent	Original Face Value	Pledged Par Value	Pledged Book Value	Pledged Market Value
FRSL	3133EL6C3	628952202109211	FFCB Callable 9/10/2035		1.730	Aaa	\$25,000,000.00	\$500,000.00	\$500,000.00	\$490,052.72	\$439,902.00
FEDERAL RESERVE BANK, ST. HTM											
FRSL	3133EL6C3	628952202109211	FFCB Callable 9/10/2035		1.730	Aaa	\$25,000,000.00	\$490,000.00	\$490,000.00	\$480,251.67	\$431,103.96
FEDERAL RESERVE BANK, ST. HTM											
3 Agency Notes/Bonds - FR											
Total Pledged 11 To: COOKE COUNTY											
								\$10,990,000.00	\$10,990,000.00	\$10,970,304.39	\$9,938,325.96
								\$23,129,672.00	\$18,869,921.77	\$19,072,582.60	\$17,688,175.25

\$0.00 Munis with Maturity Under 2 Years
 \$0.00 Munis with Maturity Over 2 Years

\$0.00 Other securities with Stated Maturity Under 2 Years
 \$18,869,921.77 Other securities with Stated Maturity Over 2 Years

** If no data is shown, then there are no pledges for the current period.

PAGE 1 02/08/22 19:12:53
ACTIVITY BAPN032N
02/08/22 CC1 PROD

FEDERAL RESERVE BANK PLEDGEE

DISTRB PT J1
CYCLE DATE 02-08-2022

PLEDGEE: COOKE COUNTY J7BM INSTITUTION ID: #J7BM
100 S. DIXON
RM. 106

GAINESVILLE TX 76240

HOLDER : 082900432 - SIMMONS PB AR RESP FRB:H2

ACCOUNT: J7BM - *COOKE COUNTY

CUSIP # TRANSACTION ID PAR AMOUNT CLOSING

PAR BAL BVF BOOK VALUE

3140QHPU3 FNMS 02.000 CICA9434 03-01-36

3,275,000.00 0.8924424400 2,922,748.99

0208 QMGBA002 000391 1,500,000.00+

PAGE 1 02/11/22 19:14:49
ACTIVITY BAPN032N
02/11/22 CC1 PROD

FEDERAL RESERVE BANK PLEDGEE

DISTRB PT J1
CYCLE DATE 02-11-2022

PLEDGEE: COOKE COUNTY J7BM INSTITUTION ID: #J7BM
100 S. DIXON
RM. 106

GAINESVILLE TX 76240

HOLDER : 082900432 - SIMMONS PB AR

RESP FRB:H2

ACCOUNT: J7BM - *COOKE COUNTY

CUSIP # TRANSACTION ID

PAR AMOUNT CLOSING

PAR BAL BVF BOOK VALUE

3140QHPU3 FNMS 02.000 CICA9434 03-01-36

4,525,000.00 0.8924424400 4,038,302.04

0211 QMGBA002 000332 1,250,000.00+

COMBINED STATEMENT OF CASH POSITION FOR FEBRUARY

FUND NAME	CHECKING ACCOUNT	CHECKING AMOUNT	TDOA ACCOUNT	TDOA AMOUNT	FUND TOTAL
2022 001 GENERAL	TREAS FUND	4,528,785.32	TEXPOOL LOGIC TEXSTAR T-BILLS CERT DEPOS	5,158,085.09 7,639,729.69 2,088,554.72 1,999,342.00 748,000.00	22,162,496.82
2022 011 ROAD & BRIDGE 1	TREAS FUND	670,927.94	TEXPOOL LOGIC TEXSTAR STONE	646,383.24 985,358.22 305,193.03	2,607,862.43
2022 012 ROAD & BRIDGE 2	TREAS FUND	972,778.06	TEXPOOL LOGIC TEXSTAR	106,254.67 206,215.21	1,285,247.94
2022 013 ROAD & BRIDGE 3	TREAS FUND	475,933.41	TEXPOOL LOGIC TEXSTAR	686,567.45 960,286.05 286,562.98	2,409,349.89
2022 014 ROAD & BRIDGE 4	TREAS FUND	601,704.34	TEXPOOL LOGIC TEXSTAR	591,566.31 942,418.72 376,285.06	2,511,974.43
2022 019 FM & LATERAL	TREAS FUND	235,265.19	TEXPOOL LOGIC TEXSTAR	227,795.97 131,231.19 235,568.62	829,860.97
2022 020 TUPC	TREAS FUND	12,036.69	TEXPOOL LOGIC TEXSTAR		12,036.69
2022 021 JUVENILE PROB-ISP	TREAS FUND		TEXPOOL LOGIC TEXSTAR		
2022 022 JUVENILE PROBATION	TREAS FUND	46,866.04	TEXPOOL LOGIC		46,866.04
2022 023 JUVENILE PROB. IV-E	TREAS FUND	105.15	TEXPOOL LOGIC TEXSTAR		105.15
2022 024 JUVENILE DELINQUENCY PREVENTN	TREAS FUND	16,112.59	TEXPOOL LOGIC TEXSTAR		16,112.59
2022 028 ADULT PROBATION	TREAS FUND	14,855.32	TEXPOOL LOGIC TEXSTAR	203,996.98 189,139.41 154,174.70	562,166.41
2022 029 COMMUNITY CORRECTIONS	TREAS FUND	1,214.93-	TEXPOOL LOGIC		1,214.93-
2022 031 CONTRACT ELECTIONS	TREAS FUND	16,430.01	TEXPOOL LOGIC		16,430.01
2022 032 DISTRICT CLERK PRESERVATION	TREAS FUND	254,145.21-	TEXPOOL		

FUND NAME	CHECKING ACCOUNT	CHECKING AMOUNT	TDOA ACCOUNT	TDOA AMOUNT	FUND TOTAL
2022 033 COUNTY/DISTRICT TECHNOLOGY	FTREAS FUND	9,578.18	TEXPOOL LOGIC TEXSTAR		254,145.21-
2022 034 COURT REPORTER	TREAS FUND	7,363.78	TEXPOOL LOGIC TEXSTAR	9,445.34	9,578.18
2022 035 PERMANENT IMPROVEMENT	TREAS FUND	122,879.73	TEXPOOL LOGIC TEXSTAR STONE	1,207,573.61 1,333,462.96 700,390.48	16,809.12
2022 037 LAW ENFORCEMENT ED	TREAS FUND	8,660.89	TEXPOOL LOGIC TEXSTAR	10,620.03	3,364,306.78
2022 038 JP TECH	TREAS FUND	18,148.46	TEXPOOL LOGIC TEXSTAR	27,895.27	19,280.92
2022 040 LAW LIBRARY	TREAS FUND	25,845.56	TEXPOOL LOGIC TEXSTAR	117,132.52 51,481.88	46,043.73
2022 041 CC LIBRARY FUND	TREAS FUND	34,724.54	TEXPOOL LOGIC TEXSTAR	50,194.75	194,459.96
2022 042 CC HISTORICAL COMM.	TREAS FUND	2,525.66	TEXPOOL LOGIC TEXSTAR		84,919.29
2022 043 JP COURTHOUSE SECURITY	TREAS FUND	27,945.57	TEXPOOL LOGIC TEXSTAR	15,902.84	2,525.66
2022 044 COURTHOUSE SECURITY	TREAS FUND	56,430.11	TEXPOOL LOGIC TEXSTAR	103,137.50 53,105.45 83,301.04	43,848.41
2022 046 CHAPTER 19	TREAS FUND	311.25-	TEXPOOL		295,974.10
2022 047 CC RECORDS MANAGEMENT	TREAS FUND	2,573.03	TEXPOOL		311.25-
2022 048 COUNTY RECORDS MANAGEMENT	TREAS FUND	17,798.14	TEXPOOL LOGIC TEXSTAR	20,868.82	2,573.03
2022 049 CC RECORDS PRESERVATION	TREAS FUND	7,275.82-	TEXPOOL LOGIC TEXSTAR		38,667.16
2022 050 DIST CLERK RECORDS MANAGEMENT	TREAS FUND	12,589.41	TEXPOOL LOGIC	15,937.15	7,275.82-

FUND NAME	CHECKING ACCOUNT	CHECKING AMOUNT	TDOA ACCOUNT	TDOA AMOUNT	FUND TOTAL
2022 051 DISTRICT CLERK ARCHIVE	TREAS FUND	27,762.11	TEXPOOL LOGIC TEXSTAR	4,248.89	32,011.00
2022 052 COUNTY CLERK ARCHIVE FEE	TREAS FUND	16,311.80	TEXPOOL LOGIC TEXSTAR	57,830.35 76,468.68 66,747.56	217,358.39
2022 053 CA CHECK COLLECTING	TREAS FUND	894.03	TEXPOOL LOGIC TEXSTAR	894.03	894.03
2022 054 DA CHECK COLLECTING	TREAS FUND	300.34	TEXPOOL	300.34	300.34
2022 056 DISTRICT ATTY FORFEITURE	TREAS FUND	29,390.50	TEXPOOL LOGIC TEXSTAR	38,148.19 26,461.83	94,000.52
2022 057 D A SEIZURE FUND	TREAS FUND	60,275.75	TEXPOOL	60,275.75	60,275.75
2022 058 SHERIFF FORFEITURE	TREAS FUND	58,604.48	TEXPOOL LOGIC TEXSTAR	30,603.17 26,461.83	115,669.48
2022 059 JAIL COMMISSARY	TREAS FUND	52,571.78	TEXPOOL LOGIC TEXSTAR	134,070.73	186,642.51
2022 061 2004 GO REFUNDING DEBT SERVITREAS FUND	TREAS FUND	134,079.53	TEXPOOL LOGIC TEXSTAR	100,849.28 300,269.61 1.71	535,200.13
2022 088 STATE FEES	TREAS FUND	43,767.38	TEXPOOL LOGIC TEXSTAR	10,065.59	53,832.97
2022 090 OFFICER'S TRUST	TREAS FUND		TEXPOOL		
2022 091 LIBRARY TRUST - LIDDELL	TREAS FUND	1,177.68	CERT DEPOS	15,000.00	16,177.68
2022 092 LIBRARY TRUST - ROSENSTEIN	TREAS FUND	15.86	CERT DEPOS	19,000.00	19,015.86
2022 098 PAYROLL CLEARING	PAYROLL	192,541.18			192,541.18
2022 100 CHILD ABUSE PREVENTION FUND	TREAS FUND	488.14	TEXPOOL		488.14
2022 101 PRETRIAL DIVERSION	TREAS FUND	13,720.03	TEXPOOL		13,720.03
2022 102 HOTEL OCCUPANCY TAX FUND	TREAS FUND	91,682.14	TEXPOOL LOGIC TEXSTAR	189,425.77 100,009.94 123,682.57	504,800.42
2022 103 HAVA GRANT FUND					

FUND NAME	CHECKING ACCOUNT	CHECKING AMOUNT	TDOA ACCOUNT	TDOA AMOUNT	FUND TOTAL
2022 104 AMERICAN RESCUE PROG GRANT	TREAS FUND	667,734.11	TEXPOOL LOGIC TEXSTAR	1,000,245.18 1,000,459.12 1,000,081.01	3,668,519.42
TOTAL		9,067,232.75		32,989,290.16	42,056,522.91

CHECK ACCOUNT

ACCOUNT BALANCE - TREAS FUND
ACCOUNT BALANCE - PAYROLL

CHECK
8,874,691.57
192,541.18

TOTAL

9,067,232.75

TDOA ACCOUNT

ACCOUNT BALANCE - TEXPOOL
ACCOUNT BALANCE - LOGIC
ACCOUNT BALANCE - TEXSTAR
ACCOUNT BALANCE - T-BILLS
ACCOUNT BALANCE - CERT DEPOS

TDOA
10,743,976.07
14,043,428.61
5,420,543.48
1,999,342.00
782,000.00

TOTAL

32,989,290.16

ACCOUNT NAME	BEGINNING CASH BALANCE	CASH RECEIPTS	CASH DISBURSEMENTS	ENDING CASH BALANCE
2022 001 GENERAL	7,457,409.50	3,998,778.34	6,927,402.52	4,528,785.32
CASH - GENERAL FUND	2,426.50	.00	.00	2,426.50
CASH ON HAND	5,157,835.08	250.01	.00	5,158,085.09
CASH INVESTED - TEXPOOL	5,639,166.16	2,000,563.53	.00	7,639,729.69
CASH INVESTED - LOGIC	2,088,538.10	16.62	.00	2,088,554.72
CASH INVESTED - TEXSTAR	.00	.00	.00	.00
CASH INVESTED - STONE CASTLE	1,999,342.00	.00	.00	1,999,342.00
T-BILLS INVESTMENTS	748,000.00	.00	.00	748,000.00
CASH INVESTMENT-CD	23,092,717.34	5,999,608.50	6,927,402.52	22,164,923.32
FUND TOTALS				

2022 011 ROAD & BRIDGE 1	925,377.72	431,655.48	686,105.26	670,927.94
CASH - ROAD & BRIDGE # 1	646,351.90	31.34	.00	646,383.24
CASH INVESTED - TEXPOOL	785,283.52	200,074.70	.00	985,358.22
CASH INVESTED - LOGIC	305,190.66	2.37	.00	305,193.03
CASH INVESTED - TEXSTAR	.00	.00	.00	.00
STONE CASTLE	.00	.00	.00	.00
T-BILL INVESTMENTS	2,662,203.80	631,763.89	686,105.26	2,607,862.43
FUND TOTALS				

2022 012 ROAD & BRIDGE 2	746,190.04	431,655.46	205,067.44	972,778.06
CASH - ROAD & BRIDGE # 2	106,249.54	5.13	.00	106,254.67
CASH INVESTED - TEXPOOL	206,198.10	17.11	.00	206,215.21
CASH INVESTED - LOGIC	.00	.00	.00	.00
CASH INVESTED - TEXSTAR	.00	.00	.00	.00
T-BILL INVESTMENTS	1,058,637.68	431,677.70	205,067.44	1,285,247.94
FUND TOTALS				

2022 013 ROAD & BRIDGE 3	956,891.38	431,780.35	912,738.32	475,933.41
CASH - ROAD & BRIDGE # 3	686,534.17	33.28	.00	686,567.45
CASH INVESTED - TEXPOOL	760,213.44	200,072.61	.00	960,286.05
CASH INVESTED - LOGIC	286,560.67	2.31	.00	286,562.98
CASH INVESTED - TEXSTAR	.00	.00	.00	.00
T-BILL INVESTMENTS	2,690,199.66	631,888.55	912,738.32	2,409,349.89
FUND TOTALS				

2022 014 ROAD & BRIDGE 4	960,375.51	431,655.25	790,326.42	601,704.34
CASH - ROAD & BRIDGE # 4	491,539.41	100,026.90	.00	591,566.31
CASH INVESTED - TEXPOOL	742,347.59	200,071.13	.00	942,418.72
CASH INVESTED - LOGIC	376,282.10	2.96	.00	376,285.06
CASH INVESTED - TEXSTAR	.00	.00	.00	.00
T-BILL INVESTMENTS	2,570,544.61	731,756.24	790,326.42	2,511,974.43
FUND TOTALS				

2022 019 FM & LATERAL	234,061.99	1,259.32	56.12	235,265.19
CASH - F M & LATERAL	227,784.92	11.05	.00	227,795.97
CASH INVESTED	131,220.31	10.88	.00	131,231.19
CASH INVESTED - LOGIC	235,566.81	1.81	.00	235,568.62
CASH INVESTED - TEXSTAR	.00	.00	.00	.00
T-BILL INVESTMENT	828,634.03	1,283.06	56.12	829,860.97
FUND TOTALS				

2022 020 TUPC	31,716.40	2,145.76	21,825.47	12,036.69
CASH - T.J.P.C.	2,145.76	.00	.00	.00
CASH INVESTED	.00	.00	.00	.00
CASH INVESTED - LOGIC	.00	.00	.00	.00

ACCOUNT NAME	BEGINNING CASH BALANCE	CASH RECEIPTS	CASH DISBURSEMENTS	ENDING CASH BALANCE
2022 021 JUVENILE PROB-ISP				
CASH INVESTED - TEXSTAR	33,862.16	2,145.76	23,971.23-	12,036.69
FUND TOTALS				
2022 022 JUVENILE PROBATION				
CASH - JUV. PROB. DIV	46,611.22	254.82	.00	46,866.04
INVESTMENTS	.00	.00	.00	.00
FUND TOTALS	46,611.22	254.82	.00	46,866.04
2022 023 JUVENILE PROB. IV-E				
CASH - IV-E	104.98	.17	.00	105.15
CASH INVESTED - LOGIC	.00	.00	.00	.00
CASH INVESTED - TEXSTAR	.00	.00	.00	.00
FUND TOTALS	104.98	.17	.00	105.15
2022 024 JUVENILE DELINQUENCY PREVENTN				
CASH - JUVENILE DELINQUENCY PR	16,086.15	26.44	.00	16,112.59
INVESTMENTS	.00	.00	.00	.00
CASH INVESTED - LOGIC	.00	.00	.00	.00
CASH INVESTED - TEXSTAR	.00	.00	.00	.00
FUND TOTALS	16,086.15	26.44	.00	16,112.59
2022 028 ADULT PROBATION				
CASH - ADULT PROBATION	18,558.57	33,103.45	36,806.70-	14,855.32
CASH ON HAND	75.00	.00	.00	75.00
CASH INVESTED - TEXPOOL	203,987.06	9.92	.00	203,996.98
CASH INVESTED - LOGIC	189,123.75	15.66	.00	189,139.41
CASH INVESTED - TEXSTAR	154,173.49	1.21	.00	154,174.70
FUND TOTALS	565,917.87	33,130.24	36,806.70-	562,241.41
2022 029 COMMUNITY CORRECTIONS				
CASH - COMMUNITY CORRECTI	4,334.39	.00	5,549.32-	1,214.93-
INVESTMENTS	.00	.00	.00	.00
CASH INVESTED - LOGIC	.00	.00	.00	.00
FUND TOTALS	4,334.39	.00	5,549.32-	1,214.93-
2022 031 CONTRACT ELECTIONS				
CASH - CONTRACT ELECTIONS	16,400.55	29.46	.00	16,430.01
CASH INVESTED - TEXPOOL	.00	.00	.00	.00
CASH INVESTED - LOGIC	.00	.00	.00	.00
FUND TOTALS	16,400.55	29.46	.00	16,430.01
2022 032 DISTRICT CLERK PRESERVATION				
CASH - DISTRICT CLERK PRESVARTI	2,768.54-	785.23	252,161.90-	254,145.21-
INVESTMENTS	610.23	.00	610.23-	.00
CASH INVESTED - LOGIC	.00	.00	.00	.00
CASH INVESTED - TEXSTAR	.00	.00	.00	.00
FUND TOTALS	2,158.31-	785.23	252,772.13-	254,145.21-
2022 033 COUNTY/DISTRICT TECHNOLOGY FUN				
CASH - COUNTY/DISTRICT TECH	8,545.17	1,657.01	624.00-	9,578.18

ACCOUNT NAME	BEGINNING CASH BALANCE	CASH RECEIPTS	CASH DISBURSEMENTS	ENDING CASH BALANCE
INVESTMENTS	1,609.89	.00	1,609.89	.00
CASH INVESTED - LOGIC	.00	.00	.00	.00
CASH INVESTED - TEXSTAR	.00	.00	.00	.00
FUND TOTALS	10,155.06	1,657.01	2,233.89	9,578.18

ACCOUNT NAME	BEGINNING CASH BALANCE	CASH RECEIPTS	CASH DISBURSEMENTS	ENDING CASH BALANCE
CASH - COURT REPORTER FUND INVESTMENTS	11,495.37	4,137.77	8,269.36	7,363.78
CASH INVESTED - LOGIC	9,444.92	.42	.00	9,445.34
CASH INVESTED - TEXSTAR	.00	.00	.00	.00
FUND TOTALS	20,940.29	4,138.19	8,269.36	16,809.12

ACCOUNT NAME	BEGINNING CASH BALANCE	CASH RECEIPTS	CASH DISBURSEMENTS	ENDING CASH BALANCE
CASH - PERMANENT IMPROVEMENT	355,063.59	171,456.58	403,640.44	122,879.73
CASH INVESTED - TEXPOOL	1,207,515.09	58.52	.00	1,207,573.61
CASH INVESTED - LOGIC	1,133,359.41	200,103.55	.00	1,333,462.96
CASH INVESTED - TEXSTAR	700,384.91	5.57	.00	700,390.48
STONE CASTLE T-BILL INVESTMENTS	.00	.00	.00	.00
FUND TOTALS	3,396,323.00	371,624.22	403,640.44	3,364,306.78

ACCOUNT NAME	BEGINNING CASH BALANCE	CASH RECEIPTS	CASH DISBURSEMENTS	ENDING CASH BALANCE
CASH - LAW ENFORCEMENT ED	6,689.92	6,250.97	4,280.00	8,660.89
CASH INVESTED - LOGIC	10,619.55	.48	.00	10,620.03
CASH INVESTED - TEXSTAR	.00	.00	.00	.00
FUND TOTALS	17,309.47	6,251.45	4,280.00	19,280.92

ACCOUNT NAME	BEGINNING CASH BALANCE	CASH RECEIPTS	CASH DISBURSEMENTS	ENDING CASH BALANCE
CASH - J P TECH FUND INVESTMENTS	18,563.46	144.06	559.06	18,148.46
CASH INVESTED - LOGIC	27,893.88	1.39	.00	27,895.27
CASH INVESTED - TEXSTAR	.00	.00	.00	.00
FUND TOTALS	46,457.34	145.45	559.06	46,043.73

ACCOUNT NAME	BEGINNING CASH BALANCE	CASH RECEIPTS	CASH DISBURSEMENTS	ENDING CASH BALANCE
CASH - LAW LIBRARY	26,015.45	362.62	532.51	25,845.56
CASH INVESTED	117,126.85	5.67	.00	117,132.52
CASH INVESTED - LOGIC	51,477.62	4.26	.00	51,481.88
CASH INVESTED - TEXSTAR	.00	.00	.00	.00
FUND TOTALS	194,619.92	372.55	532.51	194,459.96

ACCOUNT NAME	BEGINNING CASH BALANCE	CASH RECEIPTS	CASH DISBURSEMENTS	ENDING CASH BALANCE
CASH - COOKE COUNTY LIBRA	34,968.36	998.53	1,242.35	34,724.54
CASH INVESTED	50,192.34	2.41	.00	50,194.75
CASH INVESTED - LOGIC	.00	.00	.00	.00
CASH INVESTED - TEXSTAR	.00	.00	.00	.00
T-BILL INVESTMENTS	.00	.00	.00	.00
FUND TOTALS	85,160.70	1,000.94	1,242.35	84,919.29

ACCOUNT NAME	BEGINNING CASH BALANCE	CASH RECEIPTS	CASH DISBURSEMENTS	ENDING CASH BALANCE
CASH - COOKE CO. HISTORIC	2,521.15	4.51	.00	2,525.66
FUND TOTALS	2,521.15	4.51	.00	2,525.66

ACCOUNT NAME	BEGINNING CASH BALANCE	CASH RECEIPTS	CASH DISBURSEMENTS	ENDING CASH BALANCE
CASH - JP COURTHOUSE SECURITY	27,869.83	75.74	.00	27,945.57
CASH INVESTED	15,902.14	.70	.00	15,902.84

ACCOUNT NAME	BEGINNING CASH BALANCE	CASH RECEIPTS	CASH DISBURSEMENTS	ENDING CASH BALANCE
2022 044 COURTHOUSE SECURITY				
CASH - COURTHOUSE SECURITY	43,771.97	76.44	.00	43,848.41
CASH INVESTED - LOGIC	.00	.00	.00	.00
CASH INVESTED - TEXSTAR	.00	.00	.00	.00
FUND TOTALS	43,771.97	76.44	.00	43,848.41
2022 046 CHAPTER 19				
CASH - CHAPTER 19	56,812.67	1,100.61	1,483.17	56,430.11
CASH INVESTED	103,132.50	5.00	.00	103,137.50
CASH INVESTED - LOGIC	53,101.02	4.43	.00	53,105.45
CASH INVESTED - TEXSTAR	83,300.41	.63	.00	83,301.04
FUND TOTALS	296,346.60	1,110.67	1,483.17	295,974.10
2022 047 CC RECORDS MANAGEMENT				
CASH - CC RECORDS MANAGEMENT	479.16	684.63	516.72	311.25
INVESTMENTS	.00	.00	.00	.00
FUND TOTALS	479.16	684.63	516.72	311.25
2022 048 COUNTY RECORDS MANAGEMENT				
CASH - CC RECORDS MANAGEMENT	2,568.13	4.90	.00	2,573.03
INVESTMENTS - TEXPOOL	.00	.00	.00	.00
FUND TOTALS	2,568.13	4.90	.00	2,573.03
2022 049 CC RECORDS PRESERVATION				
CASH - RECORDS PRESERVATION	1,859.96	16,755.06	816.88	17,798.14
CASH INVESTED - TEXPOOL	16,412.67	.20	16,412.67	.20
CASH INVESTED - LOGIC	20,867.06	1.76	.00	20,868.82
CASH INVESTED - TEXSTAR	39,139.69	.00	17,229.55	38,667.16
FUND TOTALS	20,822.60	8,239.16	36,337.58	7,275.82
2022 050 DIST CLERK RECORDS MANAGEMENT				
CASH - D C RECORDS MANAGEMENT	12,450.07	139.34	.00	12,589.41
CASH INVESTED	15,936.45	.70	.00	15,937.15
CASH INVESTED - LOGIC	.00	.00	.00	.00
CASH INVESTED - TEXSTAR	.00	.00	.00	.00
FUND TOTALS	28,386.52	140.04	.00	28,526.56
2022 051 DISTRICT CLERK ARCHIVE				
DISTRICT CLERK ARCHIVE	27,552.81	209.30	.00	27,762.11
INVESTMENTS	4,248.61	.28	.00	4,248.89
CASH INVESTED - LOGIC	.00	.00	.00	.00
CASH INVESTED - TEXSTAR	.00	.00	.00	.00
FUND TOTALS	31,801.42	209.58	.00	32,011.00
2022 052 COUNTY CLERK ARCHIVE FEE				
CASH - RECORDS ARCHIVE	14,952.31	7,979.49	6,620.00	16,311.80
INVESTMENTS	57,827.58	2.77	.00	57,830.35
CASH INVESTED - LOGIC	76,462.33	6.35	.00	76,468.68
CASH INVESTED - TEXSTAR	66,747.02	.54	.00	66,747.56
FUND TOTALS	215,989.24	7,989.15	6,620.00	217,358.39
2022 053 CA CHECK COLLECTING				
CASH - CHECK COLLECTING &	1,002.41	.00	108.38	894.03

ACCOUNT NAME	BEGINNING CASH BALANCE	CASH RECEIPTS	CASH DISBURSEMENTS	ENDING CASH BALANCE
2022 054 DA CHECK COLLECTING				
CASH INVESTED	.00	.00	.00	.00
CASH INVESTED - LOGIC	.00	.00	.00	.00
CASH INVESTED - TEXSTAR	.00	.00	.00	.00
FUND TOTALS	1,002.41	.00	108.38-	894.03
2022 054 DA CHECK COLLECTING				
CASH INVESTED	300.34	.00	.00	300.34
CASH INVESTED - LOGIC	.00	.00	.00	.00
CASH INVESTED - TEXSTAR	.00	.00	.00	.00
FUND TOTALS	300.34	.00	.00	300.34

ACCOUNT NAME	BEGINNING CASH BALANCE	CASH RECEIPTS	CASH DISBURSEMENTS	ENDING CASH BALANCE
2022 056 DISTRICT ATTY FORFEITURE				
CASH - D A. FORFEITURE FU	19,072.17	10,318.33	.00	29,390.50
CASH INVESTED - TEXPOOL	38,146.33	1.86	.00	38,148.19
CASH INVESTED - LOGIC	26,459.65	2.18	.00	26,461.83
CASH INVESTED - TEXSTAR	.00	.00	.00	.00
FUND TOTALS	83,678.15	10,322.37	.00	94,000.52
2022 057 D A SEIZURE FUND				
CASH - SEIZURE-LAW	83,781.60	.00	23,505.85-	60,275.75
INVESTMENTS	.00	.00	.00	.00
FUND TOTALS	83,781.60	.00	23,505.85-	60,275.75

ACCOUNT NAME	BEGINNING CASH BALANCE	CASH RECEIPTS	CASH DISBURSEMENTS	ENDING CASH BALANCE
2022 058 SHERIFF FORFEITURE				
CASH - SHERIFF FORFEITURE	58,889.06	13,002.32	13,286.90-	58,604.48
INVESTMENTS	30,601.70	1.47	.00	30,603.17
CASH INVESTED - LOGIC	26,459.65	2.18	.00	26,461.83
CASH INVESTED - TEXSTAR	.00	.00	.00	.00
FUND TOTALS	115,950.41	13,005.97	13,286.90-	115,669.48
2022 059 JAIL COMMISSARY				
CASH - JAIL COMMISSARY	51,959.23	5,019.22	4,406.67-	52,571.78
CASH INVESTED - TEXPOOL	134,064.25	6.48	.00	134,070.73
CASH INVESTED - LOGIC	.00	.00	.00	.00
CASH INVESTED - TEXSTAR	.00	.00	.00	.00
FUND TOTALS	186,023.48	5,025.70	4,406.67-	186,642.51

ACCOUNT NAME	BEGINNING CASH BALANCE	CASH RECEIPTS	CASH DISBURSEMENTS	ENDING CASH BALANCE
2022 061 2004 GO REFUNDING DEBT SERVICE				
CASH - 2004 GO REFUNDING D/S	559,261.20	528,193.33	953,375.00-	134,079.53
CASH INVESTED - TEXPOOL	255,842.32	6.96	155,000.00-	100,849.28
CASH INVESTED - LOGIC	300,244.72	24.89	.00	300,269.61
CASH INVESTED - TEXSTAR	162,106.51	.41	162,105.21-	1.71
T-BILL INVESTMENTS	.00	.00	.00	.00
FUND TOTALS	1,277,454.75	528,225.59	1,270,480.21-	535,200.13
2022 088 STATE FEES				
CASH - STATE FEES	15,096.11	28,671.69	.42-	43,767.38
CASH INVESTED	10,065.17	.42	.00	10,065.59
CASH INVESTED - LOGIC	.00	.00	.00	.00
CASH INVESTED - TEXSTAR	.00	.00	.00	.00
FUND TOTALS	25,161.28	28,672.11	.42-	53,832.97

ACCOUNT NAME	BEGINNING CASH BALANCE	CASH RECEIPTS	CASH DISBURSEMENTS	ENDING CASH BALANCE
2022 090 OFFICER'S TRUST				
CASH-OFFICERS TRUST	.00	.00	.00	.00
CASH INVESTED	.00	.00	.00	.00
CASH INVESTED - LOGIC	.00	.00	.00	.00
FUND TOTALS	.00	.00	.00	.00
2022 091 LIBRARY TRUST - LIDDELL				
CASH-LIBRARY TRUST/LIDDELL	1,175.64	2.04	.00	1,177.68

ACCOUNT NAME	BEGINNING CASH BALANCE	CASH RECEIPTS	CASH DISBURSEMENTS	ENDING CASH BALANCE
2022 092 LIBRARY TRUST - ROSENSTEIN				
CASH-LIBRARY TRUST/ROSENSTEIN	15.85	.01	.00	15.86
CD INVESTMENT	19,000.00	.00	.00	19,000.00
FUND TOTALS	19,015.85	.01	.00	19,015.86
2022 098 PAYROLL CLEARING				
CASH - PAYROLL CLEARING	.00	1,281,463.86	1,088,922.68	192,541.18
INVESTMENTS	.00	.00	.00	.00
FUND TOTALS	.00	1,281,463.86	1,088,922.68	192,541.18
2022 100 CHILD ABUSE PREVENTION FUND				
CASH-CHILD ABUSE PREVENTION	487.27	.87	.00	488.14
CASH INVESTED	.00	.00	.00	.00
FUND TOTALS	487.27	.87	.00	488.14
2022 101 PRETRIAL DIVERSION				
CASH-PRETRIAL DIVERSION	13,720.03	.00	.00	13,720.03
CASH INVESTED	.00	.00	.00	.00
CASH INVESTED - LOGIC	.00	.00	.00	.00
FUND TOTALS	13,720.03	.00	.00	13,720.03
2022 102 HOTEL OCCUPANCY TAX FUND				
CASH - HOTEL OCCUPANCY TAX	168,438.94	23,243.20	100,000.00	91,682.14
CASH INVESTED - TEXPOOL	189,416.57	9.20	.00	189,425.77
CASH INVESTED - LOGIC	100,001.65	8.29	.00	100,009.94
CASH INVESTED - TEXSTAR	123,681.63	.94	.00	123,682.57
FUND TOTALS	581,538.79	23,261.63	100,000.00	504,800.42
2022 103 HAVA GRANT FUND				
CASH - HAVA GRANT FUND	1,629.83	.00	.00	1,629.83
CASH INVESTED - TEXPOOL	.00	.00	.00	.00
CASH INVESTED - LOGIC	.00	.00	.00	.00
CASH INVESTED - TEXSTAR	.00	.00	.00	.00
FUND TOTALS	1,629.83	.00	.00	1,629.83
2022 104 AMERICAN RESCUE PROG GRANT				
CASH - AMERICAN RESCUE PROG GR	736,852.55	1,400.76	70,519.20	667,734.11
CASH INVESTED - TEXPOOL	1,000,196.71	48.47	.00	1,000,245.18
CASH INVESTED - LOGIC	1,000,376.24	82.88	.00	1,000,459.12
CASH INVESTED - TEXSTAR	1,000,073.09	7.92	.00	1,000,081.01
FUND TOTALS	3,737,498.59	1,540.03	70,519.20	3,668,519.42
GRAND TOTALS	44,179,348.49	10,776,276.15	12,894,970.40	42,060,654.24