



MONTHLY REPORT

AUGUST 2022

PATTY BRENNAN

COOKE COUNTY TREASURER


FINANCIAL REPORTS

August 2022

In accordance with Local Government Code 114.026, this affidavit states the current cash and reports in the custody of the county treasurer as of the date of August 31, 2022.




Steve Starnes,
Cooke County Judge



Pam Harrison,
Cooke County Clerk



Gary Hollowell,
Commissioner Pct. #1



Jason Snuggs,
Commissioner Pct. #2



Adam Arendt,
Commission Pct. #3



Leon Klement,
Commissioner Pct. #4

AFFIDAVIT

STATE OF TEXAS

COUNTY OF COOKE

The members of the Commissioners' Court of Cooke County, Texas, state as follows:

The requirement of Subsection (C) of the Texas Local Government Code, §114.026 have been met for the term of August 2022. The amount of cash and other assets in the custody of the County Treasurer at the time of examination are:


Cash (includes on hand, money market accounts, and short-term investments) \$ 38,370,797.26


Other Assets (long term investments) \$ 0.00.


Sworn to and subscribed this 26th day of September 2022


Steve Starnes, Cooke County Judge



Gary Hollowell, Commissioner, Pct 1


Jason Snuggs, Commissioner, Pct 2


Adam Arendt, Commissioner, Pct 3


Leon Klement, Commissioner, Pct 4

ATTEST:


Pam Harrison, County Clerk

Pledge Security Listing

August 31, 2022

ID	CUSIP	Description	Safetkeeping Location	Safetkeeping Receipt	Coupon	Maturity Date	Call Date	Moody	S&P	Fitch	ASC 320	Face Amount	Current Par	Current Book Value	Market Value	Gain/(Loss)	
4226	3138WVYLG	FNMA #AS4314	FHLB		2.50	01/01/2030		AAA	AA+	AAA	HTM	1,500,000	265,526.62	268,672.55	254,690.48	13,982.07	
Total for COOKE COUNTY													1,500,000	265,526.62	268,672.55	254,690.48	(13,982.07)



1 September 2022

COOKE COUNTY
101 S DIXON ST
GAINESVILLE, TX 76240-4729

COLLATERAL REPORT as of:	31 August 2022
Pledgee Code:	COKC
Demand Deposit Balance:	<u>\$8,038,799.93</u>
C.D. Balance	<u>\$1,021,837.09</u>
Amount in Excess of FDIC Ins:	<u>\$8,560,637.02</u>
Required Pledge Amount:	<u>\$9,416,700.72</u>

See attached detail report for amount and description of securities pledged to account.

Total Pledged Par Amount:	<u>\$18,962,707.00</u>
Total Collateral Market Value*:	<u>\$15,912,827.00</u>
Total Other Collateral:	<u>\$ 0.00</u>

**Prices were obtained within five (5) days of the date of this report.*

FDIC Insurance is calculated by FDIC rules

- Pricing supplied by various third party sources including INTERACTIVE DATA and BLOOMBERG INFORMATION SERVICES. Certain infrequently traded Municipal Securities may be priced by utilizing a pricing matrix derived from the current Municipal yield curve.*
- Prices provided are indications only, and although derived from sources we believe reliable, they are not considered all-inclusive.*

All securities are held at Raymond James.

Reportfolio

Simmons First National Bank, Pine Bluff, AR
 Published: 9/1/2022 11:34:40 AM

Management Report
 Pledged To: COOKE COUNTY

Date: 31-Aug-22
 Section V-C Page: 210

Code	Cusip	Description	Pool	Moody	Original Face	Pledged	Pledged	Pledged	Pledged
Location	Trans#	Maturity	Coupon	StdPool	Percent	Face Value	Par Value	Book Value	Market Value

FRSL	3140QHPU3	FNMA Pool #CA9434	CA9434		\$45,000,000.00	\$5,275,000.00	\$4,284,725.62	\$4,428,674.16	\$3,960,157.66
	609589202105131	3/1/2036	2.000		11.72%				
	FEDERAL RESERVE BANK, ST. AFS								

FRSL	3133KLAL1	FHLMC Pool #RA4511	RA4511		\$6,644,672.00	\$1,830,000.00	\$1,761,552.58	\$1,774,065.47	\$1,446,058.52
	593101202102101	2/1/2051	1.500		27.54%				
	FEDERAL RESERVE BANK, ST. HTM								

FRSL	3133KLAL1	FHLMC Pool #RA4511	RA4511		\$6,644,672.00	\$784,672.00	\$755,322.94	\$760,688.25	\$620,044.61
	593101202102101	2/1/2051	1.500		11.81%				
	FEDERAL RESERVE BANK, ST. HTM								

3 MBS - Fixed Rate

FRSL	3138ESAM0	FNMA Pool #AL9911	AL9911		\$10,000,000.00	\$5,000,000.00	\$1,171,106.10	\$1,224,863.95	\$1,204,131.29
	472040201708181	9/1/2039	3.174		50.00%				
	FEDERAL RESERVE BANK, ST. AFS								

1 MBS - Variable Rate

FRSL	3133ELZB3	FFCB Callable		Aaa	\$10,000,000.00	\$10,000,000.00	\$10,000,000.00	\$8,705,464.45	\$7,922,680.00
	674322202207071	5/14/2035	1.950	AA+	100.00%				
	FEDERAL RESERVE BANK, ST. HTM								

FRSL	3133EL6C3	FFCB Callable		Aaa	\$25,000,000.00	\$500,000.00	\$500,000.00	\$490,376.99	\$383,714.50
	628952202109211	9/10/2035	1.730	AA+	2.00%				
	FEDERAL RESERVE BANK, ST. HTM								

FRSL	3133EL6C3	FFCB Callable		Aaa	\$25,000,000.00	\$490,000.00	\$490,000.00	\$480,569.45	\$376,040.21
	628952202109211	9/10/2035	1.730	AA+	1.96%				
	FEDERAL RESERVE BANK, ST. HTM								

3 Agency Notes/Bonds - FR

<u>Total Pledged</u>	<u>7 To: COK</u>	<u>COOKE COUNTY</u>			\$0.00	Munis with Maturity Under 2 Years	\$0.00	Munis with Maturity Over 2 Years	\$18,962,707.25	Other securities with Stated Maturity Under 2 Years	\$23,879,672.00	\$18,962,707.25	\$17,864,702.71	\$15,912,826.78
					\$0.00	Other securities with Stated Maturity Over 2 Years	\$18,962,707.25				\$10,990,000.00	\$10,990,000.00	\$9,676,410.88	\$8,682,434.71

** If no data is shown, then there are no pledges for the current period.

PAGE 1 08/31/22 19:17:07
HOLDINGS BAPN032N
CC3 PROD

FEDERAL RESERVE BANK PLEDGEE

DISTRB PT J1
AS OF CLOSE OF BUSINESS 08-31-2022

PLEDGEE: COOKE COUNTY
100 S. DIXON
RM. 106

J7BM INSTITUTION ID: #J7BM

GAINESVILLE TX 76240

HOLDER : 082900432 - SIMMONS PB AR

RESP FRB:H2

ACCOUNT: J7BM - *COOKE COUNTY

CUSIP #

BVF

PAR

BALANCE

BOOK VALUE

3133ELZB3 1.95 FCOR 21-35 AN 05-14-35

1.0000000000

10,000,000.00 10,000,000.00

3133EL6C3 1.73 FCOR 21-35 AX 09-10-35

1.0000000000

990,000.00 990,000.00

3133KLAL1 FEPC 01.500 CLRA4511 02-01-51

0.9625970400

2,614,672.00 2,516,875.53

3138ESAM0 FNAR XX.XXX WSAL9911 09-01-39

0.2342212200

5,000,000.00 1,171,106.10

3140QHPU3 FNMS 02.000 CICA9434 03-01-36

0.8122702600

5,275,000.00 4,284,725.62

SUBTOTAL:

23,879,672.00 18,962,707.25

GRAND TOTAL:

23,879,672.00 18,962,707.25

PAGE 1 08/31/22 19:17:07
HOLDINGS BAPN032N
CC3 PROD

FEDERAL RESERVE BANK PLEDGEE

DISTRB PT J1
AS OF CLOSE OF BUSINESS 08-31-2022

PLEDGEE: COOKE COUNTY J7BM INSTITUTION ID: #J7BM
100 S. DIXON
RM. 106

GAINESVILLE TX 76240

HOLDER : 082900432 - SIMMONS PB AR

RESP FRB:H2

ACCOUNT: J7BM - *COOKE COUNTY

CUSIP #

BVF

PAR

BALANCE	BOOK VALUE	
3133ELZB3 1.95 FCOR 21-35 AN 05-14-35 10,000,000.00 10,000,000.00		1.0000000000
3133EL6C3 1.73 FCOR 21-35 AX 09-10-35 990,000.00 990,000.00		1.0000000000
3133KLAL1 FEPC 01.500 CLRA4511 02-01-51 2,614,672.00 2,516,875.53		0.9625970400
3138ESAM0 FNAR XX.XXX WSAL9911 09-01-39 5,000,000.00 1,171,106.10		0.2342212200
3140QHPU3 FNMS 02.000 CICA9434 03-01-36 5,275,000.00 4,284,725.62		0.8122702600
		SUBTOTAL:
23,879,672.00	18,962,707.25	
23,879,672.00	18,962,707.25	GRAND TOTAL:

PRIOR MONTH ENDING BANK STATEMENT BALANCE \$7,445,891.28 181
 CLEARED DEPOSITS \$1,340,807.64 6
 CLEARED ADDITIONS \$124,701.55 504
 CLEARED CHECKS \$3,354,686.47-
 CLEARED DEDUCTIONS \$736,041.93- 8

CURRENT MONTH ENDING BANK STATEMENT BALANCE \$4,820,672.07

CURRENT MONTH ENDING BANK STATEMENT BALANCE \$4,820,672.07 2
 OUTSTANDING DEPOSITS \$26,150.02
 OUTSTANDING ADDITIONS \$.00
 OUTSTANDING CHECKS \$442,322.96- 645
 OUTSTANDING DEDUCTIONS \$.00

RECONCILED BOOK BALANCE \$4,404,499.13
 ENDING STATEMENT DATE 08/31/2022 CLERK: PB

INVESTMENTS-TEXPOOL
PATTY BRENNAN, COOKE COUNTY TREASURER
AUGUST 2022

ACCT NAME	BALANCE FORWARD	DEPOSITS	WITH- DRAWALS	CURRENT INTEREST	ENDING BALANCE
GENERAL	\$ 2,205,543.75	\$ -	\$ -	\$ 4,051.17	\$ 2,209,594.92
R & B -1	\$ 648,339.86	\$ -	\$ -	\$ 1,190.91	\$ 649,530.77
R & B -2	\$ 106,576.26	\$ -	\$ -	\$ 195.72	\$ 106,771.98
R & B -3	\$ 538,364.74	\$ -	\$ -	\$ 988.90	\$ 539,353.64
R & B -4	\$ 593,357.09	\$ -	\$ -	\$ 1,089.90	\$ 594,446.99
FM & L	\$ 228,485.52	\$ 50,000.00	\$ -	\$ 449.91	\$ 278,935.43
STATE FUNDS	\$ 10,096.08	\$ -	\$ -	\$ 18.55	\$ 10,114.63
ADULT PROB	\$ 204,614.50	\$ -	\$ -	\$ 375.83	\$ 204,990.33
COURT REP	\$ 9,473.93	\$ -	\$ -	\$ 17.41	\$ 9,491.34
PERM IMP	\$ 1,111,000.11	\$ -	\$ -	\$ 2,040.72	\$ 1,113,040.83
LAW ENFORCEMENT ED	\$ 10,652.16	\$ -	\$ -	\$ 19.55	\$ 10,671.71
JP-CH SECURITY	\$ 15,950.99	\$ -	\$ -	\$ 29.30	\$ 15,980.29
DIST CLK RECORDS MGMT	\$ 15,985.52	\$ -	\$ -	\$ 29.42	\$ 16,014.94
DIST CLK ARCHIVE	\$ 4,261.72	\$ -	\$ -	\$ 7.88	\$ 4,269.60
LAW LIBRARY	\$ 117,487.03	\$ -	\$ -	\$ 215.81	\$ 117,702.84
JP TECH	\$ 27,979.65	\$ -	\$ -	\$ 51.43	\$ 28,031.08
C H SECURITY	\$ 103,449.68	\$ -	\$ -	\$ 190.04	\$ 103,639.72
LIBRARY	\$ 25,338.95	\$ -	\$ -	\$ 46.57	\$ 25,385.52
ARCHIVE	\$ 58,005.46	\$ -	\$ -	\$ 106.52	\$ 58,111.98
DIST ATTY FORFEITURE	\$ 38,263.75	\$ -	\$ -	\$ 70.27	\$ 38,334.02
SHERIFF FORFEITURE	\$ 30,695.83	\$ 25,000.00	\$ -	\$ 71.49	\$ 55,767.32
JAIL COMMISSARY	\$ 84,430.79	\$ -	\$ -	\$ 155.07	\$ 84,585.86
2004 GO-REFUNDING	\$ 101,154.60	\$ -	\$ -	\$ 185.79	\$ 101,340.39
HOTEL/MOTEL TAX	\$ 189,999.25	\$ 80,000.00	\$ -	\$ 397.29	\$ 270,396.54
AMERICAN RESCUE GRANT	\$ 1,754,918.13	\$ 400,000.00	\$ -	\$ 3,465.05	\$ 2,158,383.18
TOTAL: TREAS FUND	\$ 8,234,425.35	\$ 555,000.00	\$ -	\$ 15,460.50	\$ 8,804,885.85

YEAR - TO - DATE INTEREST	BAL FORWARD:	CURRENT INT.:	BALANCE:
	\$ 26,595.19	\$ 15,460.50	\$ 42,055.69

AVG. YEILD FOR AUG 2022 2.16% MKT VALUE/ SHAR| \$ 1.00

**INVESTMENTS-TEX STAR
PATTY BRENNAN, COOKE COUNTY TREASURER
AUGUST 2022**

ACCT NAME	BALANCE FORWARD	DEPOSITS	WITH-DRAWALS	CURRENT INTEREST	ENDING BALANCE
GENERAL	\$ 2,094,626.06	\$ -	\$ -	\$ 3,463.55	\$ 2,098,089.61
R & B -1	\$ 306,080.17	\$ -	\$ -	\$ 506.13	\$ 306,586.30
R & B -2	\$ 100,394.92	\$ -	\$ -	\$ 166.00	\$ 100,560.92
R & B -3	\$ 287,396.01	\$ -	\$ -	\$ 475.22	\$ 287,871.23
R & B -4	\$ 377,378.88	\$ -	\$ -	\$ 624.03	\$ 378,002.91
FM & L	\$ 236,253.42	\$ -	\$ -	\$ 390.66	\$ 236,644.08
ADULT PROBATION	\$ 154,622.90	\$ -	\$ -	\$ 255.66	\$ 154,878.56
PERM IMP	\$ 747,549.11	\$ 50,000.00	\$ -	\$ 1,263.81	\$ 798,812.92
COURTHOUSE SECURITY	\$ 83,543.18	\$ -	\$ -	\$ 138.14	\$ 83,681.32
ARCHIVE FEES	\$ 66,941.58	\$ -	\$ -	\$ 110.67	\$ 67,052.25
2012 GO REFUNDING	\$ 100,274.40	\$ -	\$ -	\$ 165.82	\$ 100,440.22
JAIL COMMISSARY	\$ -	\$ 30,000.00	\$ -	\$ 16.61	\$ 30,016.61
HOTEL/MOTEL TAX	\$ 149,085.31	\$ -	\$ -	\$ 246.51	\$ 149,331.82
AMERICAN RESCUE GRANT	\$ 2,004,716.94	\$ -	\$ -	\$ 3,314.91	\$ 2,008,031.85
TOTAL: TREAS FUND	\$ 6,708,862.88	\$ 80,000.00	\$ -	\$ 11,137.72	\$ 6,800,000.60

YEAR - TO - DATE INTEREST	BAL FORWARD	CURRENT INT.	BALANCE
	\$ 18,596.79	\$ 11,137.72	\$ 29,734.51

AVG. YEILD FOR AUG 2022 1.95% MKT VALUE / SHARE \$ 1.00

**INVESTMENTS-LOGIC
PATTY BRENNAN, COOKE COUNTY TREASURER
AUGUST 2022**

ACCT NAME	BALANCE FORWARD	DEPOSITS	WITH- DRAWALS	CURRENT INTEREST	ENDING BALANCE
GENERAL	\$ 5,665,477.28	\$ -	\$ -	\$ 10,402.57	\$ 5,675,879.85
R & B -1	\$ 988,929.71	\$ -	\$ 100,000.00	\$ 1,737.99	\$ 890,667.70
R & B -2	\$ 106,931.97	\$ -	\$ -	\$ 196.34	\$ 107,128.31
R & B -3	\$ 913,718.08	\$ -	\$ -	\$ 1,677.72	\$ 915,395.80
R & B -4	\$ 945,834.57	\$ -	\$ -	\$ 1,736.69	\$ 947,571.26
FM & L	\$ 282,200.01	\$ -	\$ -	\$ 518.16	\$ 282,718.17
ADULT PROBATION	\$ 189,824.99	\$ -	\$ -	\$ 348.55	\$ 190,173.54
PERM IMP	\$ 1,338,296.17	\$ -	\$ -	\$ 2,457.28	\$ 1,340,753.45
LAW LIBRARY	\$ 51,668.53	\$ -	\$ -	\$ 94.87	\$ 51,763.40
COURTHOUSE SECURITY	\$ 53,297.93	\$ 20,000.00	\$ -	\$ 109.85	\$ 73,407.78
RECORDS MANAGEMENT	\$ 20,944.48	\$ -	\$ -	\$ 38.43	\$ 20,982.91
ARCHIVE FEES	\$ 76,745.84	\$ -	\$ -	\$ 140.91	\$ 76,886.75
DIST ATTY FORFEITURE	\$ 26,557.75	\$ -	\$ -	\$ 48.78	\$ 26,606.53
SHERIFF FOREITURE	\$ 26,557.75	\$ 25,000.00	\$ -	\$ 63.74	\$ 51,621.49
JAIL COMMISSARY	\$ -	\$ 30,000.00	\$ -	\$ 17.97	\$ 30,017.97
2012 GO REFUNDING	\$ 301,357.94	\$ -	\$ -	\$ 553.34	\$ 301,911.28
HOTEL TAX FUND	\$ 175,588.62	\$ -	\$ -	\$ 322.41	\$ 175,911.03
AMERICAN RESCUE GRANT	\$ 2,006,157.97	\$ -	\$ -	\$ 3,683.55	\$ 2,009,841.52
TOTAL: TREAS FUND	\$ 13,170,089.59	\$ 75,000.00	\$ 100,000.00	\$ 24,149.15	\$ 13,169,238.74

YEAR - TO - DATE INTEREST	BAL FORWARD	CURRENT INT.	BALANCE
	\$ 54,374.81	\$ 24,149.15	\$ 78,523.96

AVG. YEILD FOR AUG 2022 2.16% MKT VALU/SHARE \$ 1.00

C.D. INVESTMENTS

SIMMONS BANK

AUGUST 2022

<u>C.D.#</u>	<u>PURCHASE DATE</u>	<u>AMOUNT</u>	<u>MAT. DATE</u>
Library Liddell 2363	Jan 17, 2021	7,500.00	Jan 25, 2023
Library Liddell 2389	Jan 17, 2021	7,500.00	Jan 25, 2023
Library Rosenstein 5099	Dec 12, 2020	11,000.00	Dec 12, 2023
Library Rosenstein 8294	Mar 16, 2021	8,000.00	Mar 24, 2024

INT. EARNED MONTHLY:

2-Liddell CD's @ 1.00%
Rosenstein #5099 CD @ 1.00%
Rosenstein #8294 CD @ .60%

Interest is deposited into the Treasurer's Fund. The 4 Library's CDs' interest is deposited quarterly.

THE FIRST STATE BANK

<u>C.D.#</u>	<u>PURCHASE DATE</u>	<u>AMOUNT</u>	<u>MAT. DATE</u>
GEN/6877	Dec17, 2020	250,000.00	Dec 17, 2022

INT. EARNED MONTHLY:

Gen CD @ .50% *
(* With a Bump-up feature)

Interest accrues monthly and is deposited monthly with depository bank into the Treasurer's Fund

COOKE COUNTY
16960003

Custody Holdings for Currency USD

As of 08/31/2022
Page 2

Security Receipt	Trade Date	Cost Basis	Par/Shares Original Face	Description Rate, Maturity	Principal Cost Market Value	Date Priced
14042RQX2	04/27/2022	100.000000	246,000.00	CAPITAL ONE NA CD	246,000.00	
409001972	05/05/2022		.00	2.65, 05/06/2024	243,336.80	08/31/2022
14042TFT9	04/27/2022	100.000000	246,000.00	CAPITAL ONE BANK USA NA CD	246,000.00	
409001971	05/05/2022		.00	2.65, 05/06/2024	243,336.80	08/31/2022
3134GXCA0	11/30/2021	99.645700	1,000,000.00	FEDERAL HOME LN MTG CORP	996,457.00	
408000957	12/02/2021		.00	.32, 11/24/2023	958,613.00	08/31/2022
91282CBX8	04/28/2021	100.000000	1,000,000.00	UNITED STATES TREAS NOTE	1,000,000.00	
286005501	04/30/2021		.00	.125, 04/30/2023	979,062.00	08/31/2022
91282CDA6	03/16/2022	97.885500	2,000,000.00	UNITED STATES TREAS NTS	1,957,710.00	
409001431	03/18/2022		.00	.25, 09/30/2023	1,932,656.00	08/31/2022
Total USD Par			4,492,000.00	Total USD Cost	4,446,167.00	
Total USD Original Face			4,492,000.00	Total USD Market Value	4,357,004.60	

PNC and PNC Bank are registered marks of The PNC Financial Services Group, Inc. (PNC).
PNC makes no representations as to the accuracy or completeness of the information herein.



FUND NAME	CHECKING ACCOUNT	CHECKING AMOUNT	TDOA ACCOUNT	TDOA AMOUNT	FUND TOTAL
2022 001 GENERAL	TREAS FUND	2,300,272.65	TEXPOOL LOGIC TEXSTAR T-BILLS CERT DEPOS	2,209,594.92 5,675,879.85 2,098,089.61 3,959,373.43 742,000.00	16,985,210.46
2022 011 ROAD & BRIDGE 1	TREAS FUND	191,128.57	TEXPOOL LOGIC TEXSTAR STONE	649,530.77 890,667.70 306,586.30	2,037,913.34
2022 012 ROAD & BRIDGE 2	TREAS FUND	212,365.39	TEXPOOL LOGIC TEXSTAR	106,771.98 107,128.31 100,560.92	526,826.60
2022 013 ROAD & BRIDGE 3	TREAS FUND	204,327.30	TEXPOOL LOGIC TEXSTAR	539,353.64 915,395.80 287,871.23	1,946,947.97
2022 014 ROAD & BRIDGE 4	TREAS FUND	198,196.77	TEXPOOL LOGIC TEXSTAR	594,446.99 947,571.26 378,002.91	2,118,217.93
2022 019 FM & LATERAL	TREAS FUND	87,194.97	TEXPOOL LOGIC TEXSTAR	278,935.43 282,718.17 236,644.08	885,492.65
2022 020 TJPC	TREAS FUND	20,659.68	TEXPOOL LOGIC TEXSTAR		20,659.68
2022 021 JUVENILE PROB-ISP	TREAS FUND		TEXPOOL LOGIC TEXSTAR		
2022 022 JUVENILE PROBATION	TREAS FUND	48,184.30	TEXPOOL LOGIC TEXSTAR		48,184.30
2022 023 JUVENILE PROB. IV-E	TREAS FUND	106.24	TEXPOOL LOGIC TEXSTAR		106.24
2022 024 JUVENILE DELINQUENCY PREVENT	TREAS FUND	20,709.24	TEXPOOL LOGIC TEXSTAR		20,709.24
2022 028 ADULT PROBATION	TREAS FUND	44,640.32	TEXPOOL LOGIC TEXSTAR	204,990.33 190,173.54 154,878.56	594,682.75
2022 029 COMMUNITY CORRECTIONS	TREAS FUND	3,164.67	TEXPOOL LOGIC		3,164.67
2022 031 CONTRACT ELECTIONS	TREAS FUND	21,232.76	TEXPOOL LOGIC		21,232.76
2022 032 DISTRICT CLERK PRESERVATION	TREAS FUND	251,424.43	TEXPOOL LOGIC		251,424.43

FUND NAME	CHECKING ACCOUNT	CHECKING AMOUNT	TDOA ACCOUNT	TDOA AMOUNT	FUND TOTAL
2022 033 COUNTY/DISTRICT TECHNOLOGY	TREAS FUND	10,783.34	LOGIC TEXSTAR		251,424.43-
2022 034 COURT REPORTER	TREAS FUND	11,847.12	TEXPOOL LOGIC TEXSTAR	9,491.34	10,783.34
2022 035 PERMANENT IMPROVEMENT	TREAS FUND	25,947.40	TEXPOOL LOGIC TEXSTAR STONE	1,113,040.83 1,340,753.45 798,812.92	21,338.46
2022 037 LAW ENFORCEMENT ED	TREAS FUND	7,958.14	TEXPOOL LOGIC TEXSTAR	10,671.71	3,278,554.60
2022 038 JP TECH	TREAS FUND	15,143.07	TEXPOOL LOGIC TEXSTAR	28,031.08	18,629.85
2022 040 LAW LIBRARY	TREAS FUND	37,914.07	TEXPOOL LOGIC TEXSTAR	117,702.84 51,763.40	43,174.15
2022 041 CC LIBRARY FUND	TREAS FUND	66,073.11	TEXPOOL LOGIC TEXSTAR	25,385.52	207,380.31
2022 042 CC HISTORICAL COMM.	TREAS FUND	2,553.72	TEXPOOL LOGIC TEXSTAR	15,980.29	91,458.63
2022 043 JP COURTHOUSE SECURITY	TREAS FUND	32,648.05	TEXPOOL LOGIC TEXSTAR	103,639.72 73,407.78 83,681.32	2,553.72
2022 044 COURTHOUSE SECURITY	TREAS FUND	74,456.98	TEXPOOL LOGIC TEXSTAR	83,681.32	48,628.34
2022 046 CHAPTER 19	TREAS FUND	474.61-	TEXPOOL		474.61-
2022 047 CC RECORDS MANAGEMENT	TREAS FUND	14,211.99	TEXPOOL		14,211.99
2022 048 COUNTY RECORDS MANAGEMENT	TREAS FUND	6,340.83	TEXPOOL LOGIC TEXSTAR	20,982.91	27,323.74
2022 049 CC RECORDS PRESERVATION	TREAS FUND	39,648.30	TEXPOOL LOGIC TEXSTAR		39,648.30
2022 050 DIST CLERK RECORDS MANAGEMENT	TREAS FUND	30,789.06	TEXPOOL LOGIC	16,014.94	

FUND NAME	CHECKING ACCOUNT	CHECKING AMOUNT	TDOA ACCOUNT	TDOA AMOUNT	FUND TOTAL
2022 051 DISTRICT CLERK ARCHIVE	TREAS FUND	28,727.16	TEXPOOL LOGIC TEXSTAR	4,269.60	46,804.00
2022 052 COUNTY CLERK ARCHIVE FEE	TREAS FUND	34,489.45	TEXPOOL LOGIC TEXSTAR	58,111.98 76,886.75 67,052.25	32,996.76
2022 053 CA CHECK COLLECTING	TREAS FUND	614.56	TEXPOOL LOGIC TEXSTAR		236,540.43
2022 054 DA CHECK COLLECTING	TREAS FUND	300.34	TEXPOOL		614.56
2022 056 DISTRICT ATTY FORFEITURE	TREAS FUND	45,860.42	TEXPOOL LOGIC TEXSTAR	38,334.02 26,606.53	300.34
2022 057 D A SEIZURE FUND	TREAS FUND	77,125.50	TEXPOOL		110,800.97
2022 058 SHERIFF FORFEITURE	TREAS FUND	89,655.73	TEXPOOL LOGIC TEXSTAR	55,767.32 51,621.49	77,125.50
2022 059 JAIL COMMISSARY	TREAS FUND	95,469.69	TEXPOOL LOGIC TEXSTAR	84,585.86 30,017.97 30,016.61	197,044.54
2022 061 2004 GO REFUNDING DEBT SERVITREAS FUND	TREAS FUND	74,982.92	TEXPOOL LOGIC TEXSTAR	101,340.39 301,911.28 100,440.22	240,090.13
2022 088 STATE FEES	TREAS FUND	59,174.77	TEXPOOL LOGIC TEXSTAR	10,114.63	578,674.81
2022 090 OFFICER'S TRUST	TREAS FUND		TEXPOOL		69,289.40
2022 091 LIBRARY TRUST - LIDDELL	TREAS FUND	1,265.34	CERT DEPOS	15,000.00	16,265.34
2022 092 LIBRARY TRUST - ROSENSTEIN	TREAS FUND	95.18	CERT DEPOS	19,000.00	19,095.18
2022 098 PAYROLL CLEARING	PAYROLL	717,796.64			717,796.64
2022 100 CHILD ABUSE PREVENTION FUND	TREAS FUND	493.50	TEXPOOL		493.50
2022 101 PRETRIAL DIVERSION	TREAS FUND	13,720.03	TEXPOOL		13,720.03
2022 102 HOTEL OCCUPANCY TAX FUND	TREAS FUND	109,482.11	TEXPOOL LOGIC TEXSTAR	270,396.54 175,911.03 149,331.82	705,121.50
2022 103 HAVA GRANT FUND					

DATE 09/20/2022 TIME 08:37

COMBINED STATEMENT OF CASH POSITION FOR AUGUST

FUND NAME	CHECKING ACCOUNT	CHECKING AMOUNT	TDOA ACCOUNT	TDOA AMOUNT	FUND TOTAL
2022 104 AMERICAN RESCUE PROG GRANT	TREAS FUND	1,437,887.25	TEXPOOL LOGIC TEXSTAR	2,158,383.18 2,009,841.52 2,008,031.85	7,614,143.80
2022 105 JUNIOR EMS PROGRAM					
2022 106 PAUPERS CEMETERY					
TOTAL		6,263,739.59		33,509,498.62	39,773,238.21

CHECK ACCOUNT

CHECK

ACCOUNT BALANCE - TREAS FUND

5,545,942.95

ACCOUNT BALANCE - PAYROLL

717,796.64

TOTAL

6,263,739.59

TDOA ACCOUNT

TDOA

ACCOUNT BALANCE - TEXPOOL

8,804,885.85

ACCOUNT BALANCE - LOGIC

13,169,238.74

ACCOUNT BALANCE - TEXSTAR

6,800,000.60

ACCOUNT BALANCE - T-BILLS

3,959,373.43

ACCOUNT BALANCE - CERT DEPOS

776,000.00

TOTAL

33,509,498.62

ACCOUNT NAME	BEGINNING CASH BALANCE	CASH RECEIPTS	CASH DISBURSEMENTS	ENDING CASH BALANCE
2022 001 GENERAL	3,351,447.79	1,080,985.11	2,132,160.25	2,300,272.65
CASH - GENERAL FUND				
CASH ON HAND	2,426.50	.00	.00	2,426.50
CASH INVESTED - TEXPOOL	2,205,543.75	4,051.17	.00	2,209,594.92
CASH INVESTED - LOGIC	5,665,477.28	10,402.57	.00	5,675,879.85
CASH INVESTED - TEXSTAR	2,094,626.06	3,463.55	.00	2,098,089.61
CASH INVESTED - STONE CASTLE	.00	.00	.00	.00
T-BILLS - INVESTMENTS	3,959,373.43	.00	.00	3,959,373.43
CASH INVESTMENT-CD	742,000.00	.00	.00	742,000.00
FUND TOTALS	18,020,894.81	1,098,902.40	2,132,160.25	16,987,636.96

2022 011 ROAD & BRIDGE 1	248,084.98	123,457.45	180,413.86	191,128.57
CASH - ROAD & BRIDGE # 1				
CASH INVESTED - TEXPOOL	648,339.86	1,190.91	.00	649,530.77
CASH INVESTED - LOGIC	988,929.71	1,737.99	100,000.00	890,667.70
CASH INVESTED - TEXSTAR	306,080.17	506.13	.00	306,586.30
STONE CASTLE	.00	.00	.00	.00
T-BILL INVESTMENTS	.00	.00	.00	.00
FUND TOTALS	2,191,434.72	126,892.48	280,413.86	2,037,913.34

2022 012 ROAD & BRIDGE 2	329,277.78	23,597.47	140,509.86	212,365.39
CASH - ROAD & BRIDGE # 2				
CASH INVESTED - TEXPOOL	106,576.26	195.72	.00	106,771.98
CASH INVESTED - LOGIC	106,931.97	196.34	.00	107,128.31
CASH INVESTED - TEXSTAR	100,394.92	166.00	.00	100,560.92
T-BILL INVESTMENTS	.00	.00	.00	.00
FUND TOTALS	643,180.93	24,155.53	140,509.86	526,826.60

2022 013 ROAD & BRIDGE 3	274,870.45	25,585.89	96,129.04	204,327.30
CASH - ROAD & BRIDGE # 3				
CASH INVESTED - TEXPOOL	538,364.74	988.90	.00	539,353.64
CASH INVESTED - LOGIC	913,718.08	1,677.72	.00	915,395.80
CASH INVESTED - TEXSTAR	287,396.01	475.22	.00	287,871.23
T-BILL INVESTMENTS	.00	.00	.00	.00
FUND TOTALS	2,014,349.28	28,727.73	96,129.04	1,946,947.97

2022 014 ROAD & BRIDGE 4	273,830.80	23,555.62	99,189.65	198,196.77
CASH - ROAD & BRIDGE # 4				
CASH INVESTED - TEXPOOL	593,357.09	1,089.90	.00	594,446.99
CASH INVESTED - LOGIC	945,834.57	1,736.69	.00	947,571.26
CASH INVESTED - TEXSTAR	377,378.88	624.03	.00	378,002.91
T-BILL INVESTMENTS	.00	.00	.00	.00
FUND TOTALS	2,190,401.34	27,006.24	99,189.65	2,118,217.93

2022 019 FM & LATERAL	87,036.99	157.98	.00	87,194.97
CASH - F M & LATERAL				
CASH INVESTED	228,485.52	50,449.91	.00	278,935.43
CASH INVESTED - LOGIC	282,200.01	518.16	.00	282,718.17
CASH INVESTED - TEXSTAR	236,253.42	390.66	.00	236,644.08
T-BILL INVESTMENT	.00	.00	.00	.00
FUND TOTALS	833,975.94	51,516.71	.00	885,492.65

2022 020 TJRC	39,453.46	.00	18,793.78	20,659.68
CASH - T.J.P.C.				
CASH INVESTED	.00	.00	.00	.00
CASH INVESTED - LOGIC	.00	.00	.00	.00

ACCOUNT NAME	BEGINNING CASH BALANCE	CASH RECEIPTS	CASH DISBURSEMENTS	ENDING CASH BALANCE
2022 021 JUVENILE PROB-ISP				
CASH INVESTED - TEXSTAR	39,453.46	.00	18,793.78-	20,659.68
FUND TOTALS				
CASH - JUVENILE PROBATION INVESTMENTS	.00	.00	.00	.00
CASH INVESTED - LOGIC	.00	.00	.00	.00
CASH INVESTED - TEXSTAR	.00	.00	.00	.00
FUND TOTALS	.00	.00	.00	.00

2022 022 JUVENILE PROBATION				
CASH - JUV. PROB. DIV INVESTMENTS	47,984.77	199.53	.00	48,184.30
FUND TOTALS	47,984.77	199.53	.00	48,184.30
2022 023 JUVENILE PROB. IV-E				
CASH - IV-E	106.10	.14	.00	106.24
CASH INVESTED	.00	.00	.00	.00
CASH INVESTED - LOGIC	.00	.00	.00	.00
CASH INVESTED - TEXSTAR	.00	.00	.00	.00
FUND TOTALS	106.10	.14	.00	106.24

2022 024 JUVENILE DELINQUENCY PREVENTN				
CASH - JUVENILE DELINQUENCY PR INVESTMENTS	20,678.76	30.48	.00	20,709.24
CASH INVESTED - LOGIC	.00	.00	.00	.00
CASH INVESTED - TEXSTAR	.00	.00	.00	.00
FUND TOTALS	20,678.76	30.48	.00	20,709.24
2022 028 ADULT PROBATION				
CASH - ADULT PROBATION	46,255.16	34,058.36	35,673.20-	44,640.32
CASH ON HAND	75.00	.00	.00	75.00
CASH INVESTED - TEXPOOL	204,614.50	375.83	.00	204,990.33
CASH INVESTED - LOGIC	189,824.99	348.55	.00	190,173.54
CASH INVESTED - TEXSTAR	154,622.90	255.66	.00	154,878.56
FUND TOTALS	595,392.55	35,038.40	35,673.20-	594,757.75

2022 029 COMMUNITY CORRECTIONS				
CASH - COMMUNITY CORRECTI INVESTMENTS	9,200.99	.00	6,036.32-	3,164.67
CASH INVESTED - LOGIC	.00	.00	.00	.00
FUND TOTALS	9,200.99	.00	6,036.32-	3,164.67
2022 031 CONTRACT ELECTIONS				
CASH - CONTRACT ELECTIONS	21,201.51	31.25	.00	21,232.76
CASH INVESTED - TEXPOOL	.00	.00	.00	.00
CASH INVESTED - LOGIC	.00	.00	.00	.00
FUND TOTALS	21,201.51	31.25	.00	21,232.76

2022 032 DISTRICT CLERK PRESERVATION				
CASH - DISTRICT CLERK PRESVART INVESTMENTS	250,108.49-	87.00	1,402.94-	251,424.43-
CASH INVESTED - LOGIC	.00	.00	.00	.00
CASH INVESTED - TEXSTAR	.00	.00	.00	.00
FUND TOTALS	250,108.49-	87.00	1,402.94-	251,424.43-
2022 033 COUNTY/DISTRICT TECHNOLOGY FUN				
CASH - COUNTY/DISTRICT TECH	10,747.38	35.96	.00	10,783.34

ACCOUNT NAME	BEGINNING CASH BALANCE	CASH RECEIPTS	CASH DISBURSEMENTS	ENDING CASH BALANCE
INVESTMENTS	.00	.00	.00	.00
CASH INVESTED - LOGIC	.00	.00	.00	.00
CASH INVESTED - TEXSTAR	.00	.00	.00	.00
FUND TOTALS	10,747.38	35.96	.00	10,783.34

2022 034 COURT REPORTER				
CASH - COURT REPORTER FUND	13,460.55	2,225.34	3,838.77	11,847.12
INVESTMENTS	9,473.93	17.41	.00	9,491.34
CASH INVESTED - LOGIC	.00	.00	.00	.00
CASH INVESTED - TEXSTAR	.00	.00	.00	.00
FUND TOTALS	22,934.48	2,242.75	3,838.77	21,338.46

2022 035 PERMANENT IMPROVEMENT				
CASH - PERMANENT IMPROVEM	75,501.77	6,195.63	55,750.00	25,947.40
CASH INVESTED - TEXPOOL	1,111,000.11	2,040.72	.00	1,113,040.83
CASH INVESTED - LOGIC	1,338,296.17	2,457.28	.00	1,340,753.45
CASH INVESTED - TEXSTAR	747,549.11	51,263.81	.00	798,812.92
STONE CASTLE	.00	.00	.00	.00
T-BILL INVESTMENTS	.00	.00	.00	.00
FUND TOTALS	3,272,347.16	61,957.44	55,750.00	3,278,554.60

2022 037 LAW ENFORCEMENT ED				
CASH - LAW ENFORCEMENT ED	7,946.43	11.71	.00	7,958.14
CASH INVESTED	10,652.16	19.55	.00	10,671.71
CASH INVESTED - LOGIC	.00	.00	.00	.00
CASH INVESTED - TEXSTAR	.00	.00	.00	.00
FUND TOTALS	18,598.59	31.26	.00	18,629.85

2022 038 JP TECH				
CASH - J P TECH FUND	15,610.57	161.83	629.33	15,143.07
INVESTMENTS	27,979.65	51.43	.00	28,031.08
CASH INVESTED - LOGIC	.00	.00	.00	.00
CASH INVESTED - TEXSTAR	.00	.00	.00	.00
FUND TOTALS	43,590.22	213.26	629.33	43,174.15

2022 040 LAW LIBRARY				
CASH - LAW LIBRARY	35,285.62	3,160.96	532.51	37,914.07
CASH INVESTED	117,487.03	215.81	.00	117,702.84
CASH INVESTED - LOGIC	51,668.53	94.87	.00	51,763.40
CASH INVESTED - TEXSTAR	.00	.00	.00	.00
FUND TOTALS	204,441.18	3,471.64	532.51	207,380.31

2022 041 CC LIBRARY FUND				
CASH - COOKE COUNTY LIBRA	36,994.79	29,424.90	346.58	66,073.11
CASH INVESTED	25,338.95	46.57	.00	25,385.52
CASH INVESTED - LOGIC	.00	.00	.00	.00
CASH INVESTED - TEXSTAR	.00	.00	.00	.00
T-BILL INVESTMENTS	.00	.00	.00	.00
FUND TOTALS	62,333.74	29,471.47	346.58	91,458.63

2022 042 CC HISTORICAL COMM.				
CASH - COOKE CO. HISTORIC	2,549.97	3.75	.00	2,553.72
FUND TOTALS	2,549.97	3.75	.00	2,553.72

2022 043 JP COURTHOUSE SECURITY				
CASH - JP COURTHOUSE SECURITY	32,565.24	82.81	.00	32,648.05
CASH INVESTED	15,950.99	29.30	.00	15,980.29

ACCOUNT NAME	BEGINNING CASH BALANCE	CASH RECEIPTS	CASH DISBURSEMENTS	ENDING CASH BALANCE
2022 044 COURTHOUSE SECURITY				
CASH - COURTHOUSE SECURITY	71,612.87	2,844.11	.00	74,456.98
CASH INVESTED	103,449.68	190.04	.00	103,639.72
CASH INVESTED - LOGIC	53,297.93	20,109.85	.00	73,407.78
CASH INVESTED - TEXSTAR	83,543.18	138.14	.00	83,681.32
FUND TOTALS	311,903.66	23,282.14	.00	335,185.80
2022 046 CHAPTER 19				
CASH - CHAPTER 19	558.57-	813.83	729.87-	474.51-
INVESTMENTS	.00	.00	.00	.00
FUND TOTALS	558.57-	813.83	729.87-	474.51-
2022 047 CC RECORDS MANAGEMENT				
CASH - CC RECORDS MANAGEMENT	13,515.63	696.36	.00	14,211.99
INVESTMENTS - TEXPOOL	.00	.00	.00	.00
FUND TOTALS	13,515.63	696.36	.00	14,211.99
2022 048 COUNTY RECORDS MANAGEMENT				
CASH - RECORDS MANAGEMENT	6,159.01	181.82	.00	6,340.83
CASH INVESTED - TEXPOOL	.00	.00	.00	.00
CASH INVESTED - LOGIC	20,944.48	38.43	.00	20,982.91
CASH INVESTED - TEXSTAR	27,103.49	.00	.00	27,103.49
FUND TOTALS	27,103.49	220.25	.00	27,323.74
2022 049 CC RECORDS PRESERVATION				
CASH - RECORDS PRESERVATION	30,664.17	8,984.13	.00	39,648.30
CASH INVESTED - TEXPOOL	.00	.00	.00	.00
CASH INVESTED - LOGIC	.00	.00	.00	.00
CASH INVESTED - TEXSTAR	30,664.17	8,984.13	.00	39,648.30
FUND TOTALS	30,664.17	8,984.13	.00	39,648.30
2022 050 DIST CLERK RECORDS MANAGEMENT				
CASH - D C RECORDS MANAGEMENT	28,905.47	1,883.59	.00	30,789.06
CASH INVESTED	15,985.52	29.42	.00	16,014.94
CASH INVESTED - LOGIC	.00	.00	.00	.00
CASH INVESTED - TEXSTAR	44,890.99	1,913.01	.00	46,804.00
FUND TOTALS	44,890.99	1,913.01	.00	46,804.00
2022 051 DISTRICT CLERK ARCHIVE				
DISTRICT CLERK ARCHIVE	28,609.98	117.18	.00	28,727.16
INVESTMENTS	4,261.72	7.88	.00	4,269.60
CASH INVESTED - LOGIC	.00	.00	.00	.00
CASH INVESTED - TEXSTAR	32,871.70	125.06	.00	32,996.76
FUND TOTALS	32,871.70	125.06	.00	32,996.76
2022 052 COUNTY CLERK ARCHIVE FEE				
CASH - RECORDS ARCHIVE	33,112.57	8,482.68	7,105.80-	34,489.45
INVESTMENTS	58,005.46	106.52	.00	58,111.98
CASH INVESTED - LOGIC	76,745.84	140.91	.00	76,886.75
CASH INVESTED - TEXSTAR	66,941.58	110.67	.00	67,052.25
FUND TOTALS	234,805.45	8,840.78	7,105.80-	236,540.43
2022 053 CA CHECK COLLECTING				
CASH - CHECK COLLECTING &	722.94	.00	108.38-	614.56

ACCOUNT NAME	BEGINNING CASH BALANCE	CASH RECEIPTS	CASH DISBURSEMENTS	ENDING CASH BALANCE
2022 054 DA CHECK COLLECTING				
CASH INVESTED - LOGIC	.00	.00	.00	.00
CASH INVESTED - TEXSTAR	.00	.00	.00	.00
FUND TOTALS	722.94	.00	108.38-	614.56
2022 054 DA CHECK COLLECTING				
CASH - DA CHECK COLLECTING	300.34	.00	.00	300.34
CASH INVESTED	.00	.00	.00	.00
FUND TOTALS	300.34	.00	.00	300.34
2022 056 DISTRICT ATTY FORFEITURE				
CASH - D A. FORFEITURE FU	43,463.33	2,397.09	.00	45,860.42
CASH INVESTED - TEXPOOL	38,263.75	70.27	.00	38,334.02
CASH INVESTED - LOGIC	26,557.75	48.78	.00	26,606.53
CASH INVESTED - TEXSTAR	.00	.00	.00	.00
FUND TOTALS	108,284.83	2,516.14	.00	110,800.97
2022 057 D A SEIZURE FUND				
CASH - SEIZURE-LAW	79,234.75	6,450.00	8,559.25-	77,125.50
INVESTMENTS	.00	.00	.00	.00
FUND TOTALS	79,234.75	6,450.00	8,559.25-	77,125.50
2022 058 SHERIFF FORFEITURE				
CASH - SHERIFF FORFEITURE	77,288.42	13,374.15	1,006.84-	89,655.73
INVESTMENTS	30,695.83	25,071.49	.00	55,767.32
CASH INVESTED - LOGIC	26,557.75	25,063.74	.00	51,621.49
CASH INVESTED - TEXSTAR	.00	.00	.00	.00
FUND TOTALS	134,542.00	63,509.38	1,006.84-	197,044.54
2022 059 JAIL COMMISSARY				
CASH - JAIL COMMISSARY	92,097.69	4,123.97	751.97-	95,469.69
CASH INVESTED - TEXPOOL	84,430.79	155.07	.00	84,585.86
CASH INVESTED - LOGIC	.00	30,017.97	.00	30,017.97
CASH INVESTED - TEXSTAR	.00	30,016.61	.00	30,016.61
FUND TOTALS	176,528.48	64,313.62	751.97-	240,090.13
2022 061 2004 GO REPENDING DEBT SERVICE				
CASH - 2004 GO REPENDING D/S	92,579.90	5,478.02	23,075.00-	74,982.92
CASH INVESTED - TEXPOOL	101,154.60	185.79	.00	101,340.39
CASH INVESTED - LOGIC	301,357.94	553.34	.00	301,911.28
CASH INVESTED - TEXSTAR	100,274.40	165.82	.00	100,440.22
T-BILL INVESTMENTS	.00	.00	.00	.00
FUND TOTALS	595,366.84	6,382.97	23,075.00-	578,674.81
2022 088 STATE FEES				
CASH - STATE FEES	23,298.98	36,054.34	178.55-	59,174.77
CASH INVESTED	10,096.08	18.55	.00	10,114.63
CASH INVESTED - LOGIC	.00	.00	.00	.00
CASH INVESTED - TEXSTAR	.00	.00	.00	.00
FUND TOTALS	33,395.06	36,072.89	178.55-	69,289.40
2022 090 OFFICER'S TRUST				
CASH-OFFICERS TRUST	.00	.00	.00	.00
CASH INVESTED	.00	.00	.00	.00
CASH INVESTED - LOGIC	.00	.00	.00	.00
FUND TOTALS	.00	.00	.00	.00
2022 091 LIBRARY TRUST - LIDDELL				
CASH-LIBRARY TRUST/LIDDELL	1,263.50	1.84	.00	1,265.34

ACCOUNT NAME	BEGINNING	CASH	CASH	ENDING
	CASH BALANCE	RECEIPTS	DISBURSEMENTS	CASH BALANCE
2022 092 LIBRARY TRUST - ROSENSTEIN				
CD INVESTMENT	15,000.00	.00	.00	15,000.00
FUND TOTALS	16,263.50	1.84	.00	16,265.34
2022 098 PAYROLL CLEARING				
CASH - PAYROLL CLEARING	95.05	.13	.00	95.18
CD INVESTMENT	19,000.00	.00	.00	19,000.00
FUND TOTALS	19,095.05	.13	.00	19,095.18
2022 100 CHILD ABUSE PREVENTION FUND				
CASH-CHILD ABUSE PREVENTION	492.78	.72	.00	493.50
CASH INVESTED	.00	.00	.00	.00
FUND TOTALS	492.78	.72	.00	493.50
2022 101 PRETRIAL DIVERSION				
CASH-PRETRIAL DIVERSION	13,720.03	.00	.00	13,720.03
CASH INVESTED	.00	.00	.00	.00
FUND TOTALS	13,720.03	.00	.00	13,720.03
2022 102 HOTEL OCCUPANCY TAX FUND				
CASH - HOTEL OCCUPANCY TAX	76,205.32	33,276.79	.00	109,482.11
CASH INVESTED - TEXPOOL	189,999.25	80,397.29	.00	270,396.54
CASH INVESTED - LOGIC	175,588.62	322.41	.00	175,911.03
CASH INVESTED - TEXSTAR	149,085.31	246.51	.00	149,331.82
FUND TOTALS	590,878.50	114,243.00	.00	705,121.50
2022 103 HAVA GRANT FUND				
CASH - HAVA GRANT FUND	.00	.00	.00	.00
CASH INVESTED - TEXPOOL	.00	.00	.00	.00
CASH INVESTED - LOGIC	.00	.00	.00	.00
CASH INVESTED - TEXSTAR	.00	.00	.00	.00
FUND TOTALS	.00	.00	.00	.00
2022 104 AMERICAN RESCUE PROG GRANT				
CASH - AMERICAN RESCUE PROG GR	1,502,871.87	2,171.59	67,156.21	1,437,887.25
CASH INVESTED - TEXPOOL	1,754,918.13	403,465.05	.00	2,158,383.18
CASH INVESTED - LOGIC	2,006,157.97	3,683.55	.00	2,009,841.52
CASH INVESTED - TEXSTAR	2,004,716.94	3,314.91	.00	2,008,031.85
FUND TOTALS	7,268,664.91	412,635.10	67,156.21	7,614,143.80
2022 105 JUNIOR EMS PROGRAM				
CASH - JUNIOR EMS PROGRAM	.00	.00	.00	.00
FUND TOTALS	.00	.00	.00	.00
2022 106 PAUPERS CEMETERY				
CASH - PAUPERS CEMETERY	.00	.00	.00	.00
FUND TOTALS	.00	.00	.00	.00
GRAND TOTALS	39,796,892.15	3,486,826.41	3,507,978.85	39,775,739.71

