



MONTHLY REPORT

APRIL 2022

PATTY BRENNAN

COOKE COUNTY TREASURER


FINANCIAL REPORTS

April 2022

In accordance with Local Government Code 114.026, this affidavit states the current cash and reports in the custody of the county treasurer as of the date of April 30, 2022.




Steve Starnes,
Cooke County Judge



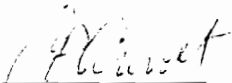
Pam Harrison,
Cooke County Clerk



Gary Hollowell,
Commissioner Pct. #1



Jason Snuggs,
Commissioner Pct. #2



Adam Arendt,
Commission Pct. #3



Leon Klement,
Commissioner Pct. #4

AFFIDAVIT

STATE OF TEXAS

COUNTY OF COOKE

The members of the Commissioners' Court of Cooke County, Texas, state as follows:

The requirement of Subsection (C) of the Texas Local Government Code, §114.026 have been met for the term of April 2022. The amount of cash and other assets in the custody of the County Treasurer at the time of examination are:

Cash (includes on hand, money market accounts, and short-term investments) \$ 39,924,276.85

Other Assets (long term investments) \$ 0.00.

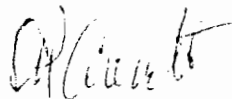
Sworn to and subscribed this 23rd day of May 2022.




Steve Starnes, Cooke County Judge



Gary Hollowell, Commissioner, Pct 1



Adam Arendt, Commissioner, Pct 3




Jason Snuggs, Commissioner, Pct 2



Leon Klement, Commissioner, Pct 4

ATTEST:



Pam Harrison, County Clerk

TOTALS

PRIOR MONTH ENDING BANK STATEMENT BALANCE \$8,693,187.34 154
 CLEARED DEPOSITS \$1,237,912.82 5
 CLEARED ADDITIONS \$106,286.98
 CLEARED CHECKS \$2,448,924.19- 463
 CLEARED DEDUCTIONS \$582,972.44- 5

CURRENT MONTH ENDING BANK STATEMENT BALANCE \$7,005,490.51

CURRENT MONTH ENDING BANK STATEMENT BALANCE \$7,005,490.51
 OUTSTANDING DEPOSITS \$.00
 OUTSTANDING ADDITIONS \$.00
 OUTSTANDING CHECKS \$619,414.35- 639
 OUTSTANDING DEDUCTIONS \$.00

RECONCILED BOOK BALANCE \$6,386,076.16

ENDING STATEMENT DATE 04/30/2022 CLERK: PB

C.D. INVESTMENTS

SIMMONS BANK

APRIL 2022

<u>C.D.#</u>	<u>PURCHASE DATE</u>	<u>AMOUNT</u>	<u>MAT. DATE</u>
Library Liddell 2363	Jan 17, 2021	7,500.00	Jan 25, 2023
Library Liddell 2389	Jan 17, 2021	7,500.00	Jan 25, 2023
Library Rosenstein 5099	Dec 12, 2020	11,000.00	Dec 12, 2023
Library Rosenstein 8294	Mar 16, 2021	8,000.00	Mar 24, 2024

INT. EARNED MONTHLY:

2-Liddell CD's @ 1.00%
Rosenstein #5099 CD @ 1.00%
Rosenstein #8294 CD @ .60%

Interest is deposited into the Treasurer's Fund. The 4 Library's CDs' interest is deposited quarterly.

THE FIRST STATE BANK

<u>C.D.#</u>	<u>PURCHASE DATE</u>	<u>AMOUNT</u>	<u>MAT. DATE</u>
GEN/6877	Dec17, 2020	250,000.00	Dec 17, 2022

INT. EARNED MONTHLY:

Gen CD @ .50% *
(* With a Bump-up feature)

Interest accrues monthly and is deposited monthly with depository bank into the Treasurer's Fund

INVESTMENTS-TEXPOOL
PATTY BRENNAN, COOKE COUNTY TREASURER
APRIL 2022

ACCT NAME	BALANCE FORWARD	DEPOSITS	WITH-DRAWALS	CURRENT INTEREST	ENDING BALANCE
GENERAL	\$ 3,198,569.92	\$ -	\$ -	\$ 799.89	\$ 3,199,369.81
R & B -1	\$ 646,467.56	\$ -	\$ -	\$ 161.67	\$ 646,629.23
R & B -2	\$ 106,268.48	\$ -	\$ -	\$ 26.60	\$ 106,295.08
R & B -3	\$ 686,657.00	\$ -	\$ -	\$ 171.75	\$ 686,828.75
R & B -4	\$ 591,643.49	\$ -	\$ -	\$ 147.94	\$ 591,791.43
FM & L	\$ 227,825.66		\$ -	\$ 56.98	\$ 227,882.64
STATE FUNDS	\$ 10,066.86	\$ -	\$ -	\$ 2.55	\$ 10,069.41
ADULT PROB	\$ 204,023.59	\$ -	\$ -	\$ 51.01	\$ 204,074.60
COURT REP	\$ 9,446.58	\$ -	\$ -	\$ 2.35	\$ 9,448.93
PERM IMP	\$ 1,207,731.18	\$ -	\$ -	\$ 302.07	\$ 1,208,033.25
LAW ENFORCEMENT ED	\$ 10,621.41	\$ -	\$ -	\$ 2.62	\$ 10,624.03
JP-CH SECURITY	\$ 15,904.86	\$ -	\$ -	\$ 4.02	\$ 15,908.88
DIST CLK RECORDS MGMT	\$ 15,939.31	\$ -	\$ -	\$ 4.03	\$ 15,943.34
DIST CLK ARCHIVE	\$ 4,249.36	\$ -		\$ 1.09	\$ 4,250.45
LAW LIBRARY	\$ 117,147.79	\$ -	\$ -	\$ 29.30	\$ 117,177.09
JP TECH	\$ 27,898.91	\$ -	\$ -	\$ 6.98	\$ 27,905.89
C H SECURITY	\$ 103,150.94	\$ -	\$ -	\$ 25.78	\$ 103,176.72
LIBRARY	\$ 50,201.29	\$ -	\$ -	\$ 12.54	\$ 50,213.83
ARCHIVE	\$ 57,837.88	\$ -	\$ -	\$ 14.47	\$ 57,852.35
DIST ATTY FORFEITURE	\$ 38,153.20	\$ -	\$ -	\$ 9.53	\$ 38,162.73
SHERIFF FORFEITURE	\$ 30,607.14	\$ -	\$ -	\$ 7.64	\$ 30,614.78
JAIL COMMISSARY	\$ 134,088.20	\$ -	\$ -	\$ 33.53	\$ 134,121.73
2004 GO-REFUNDING	\$ 100,862.45	\$ -	\$ -	\$ 25.21	\$ 100,887.66
HOTEL/MOTEL TAX	\$ 189,450.49	\$ -	\$ -	\$ 47.41	\$ 189,497.90
AMERICAN RESCUE GRANT	\$ 1,000,375.66		\$ -	\$ 250.17	\$ 1,000,625.83
TOTAL: TREAS FUND	\$ 8,785,189.21	\$ -	\$ -	\$ 2,197.13	\$ 8,787,386.34

YEAR - TO - DATE INTEREST	BAL FORWARD:	CURRENT INT.:	BALANCE:
	\$ 2,359.05	\$ 2,197.13	\$ 4,556.18

AVG. YEILD FOR APR 2022 0.30% MKT VALUE/ SHAR| \$ 1.00

**INVESTMENTS-TEX STAR
PATTY BRENNAN, COOKE COUNTY TREASURER
APRIL 2022**

ACCT NAME	BALANCE FORWARD	DEPOSITS	WITH- DRAWALS	CURRENT INTEREST	ENDING BALANCE
GENERAL	\$ 2,088,744.49	\$ -	\$ -	\$ 553.72	\$ 2,089,298.21
R & B -1	\$ 305,220.75	\$ -	\$ -	\$ 80.89	\$ 305,301.64
R & B -2	\$ -	\$ 150,000.00	\$ -	\$ 26.41	\$ 150,026.41
R & B -3	\$ 286,589.00	\$ -	\$ -	\$ 75.95	\$ 286,664.95
R & B -4	\$ 376,319.23	\$ -	\$ -	\$ 99.76	\$ 376,418.99
FM & L	\$ 235,590.01	\$ -	\$ -	\$ 62.45	\$ 235,652.46
ADULT PROBATION	\$ 154,188.72	\$ -	\$ -	\$ 40.88	\$ 154,229.60
PERM IMP	\$ 700,454.10	\$ 45,000.00	\$ -	\$ 193.60	\$ 745,647.70
COURTHOUSE SECURITY	\$ 83,308.63	\$ -	\$ -	\$ 22.07	\$ 83,330.70
ARCHIVE FEES	\$ 66,753.62	\$ -	\$ -	\$ 17.69	\$ 66,771.31
2012 GO REFUNDING	\$ 1.71	\$ 100,000.00	\$ -	\$ 17.60	\$ 100,019.31
HOTEL/MOTEL TAX	\$ 123,693.80	\$ -	\$ -	\$ 32.80	\$ 123,726.60
AMERICAN RESCUE GRANT	\$ 1,000,171.87	\$ -	\$ -	\$ 265.14	\$ 1,000,437.01
TOTAL: TREAS FUND	\$ 5,421,035.93	\$ 295,000.00	\$ -	\$ 1,488.96	\$ 5,717,524.89

YEAR - TO - DATE INTEREST	BAL FORWARD	CURRENT INT.	BALANCE
	\$ 769.84	\$ 1,488.96	\$ 2,258.80

AVG. YEILD FOR APR 2022 0.30% MKT VALUE / SHARE \$ 1.00

INVESTMENTS-LOGIC
PATTY BRENNAN, COOKE COUNTY TREASURER
APRIL 2022

ACCT NAME	BALANCE FORWARD	DEPOSITS	WITH- DRAWALS	CURRENT INTEREST	ENDING BALANCE
GENERAL	\$ 7,641,347.33	\$ -	\$ -	\$ 2,634.66	\$ 7,643,981.99
R & B -1	\$ 985,566.86	\$ -	\$ -	\$ 339.83	\$ 985,906.69
R & B -2	\$ 206,258.84	\$ -	\$ -	\$ 71.11	\$ 206,329.95
R & B -3	\$ 960,489.37	\$ -	\$ -	\$ 331.17	\$ 960,820.54
R & B -4	\$ 942,618.27	\$ -	\$ -	\$ 325.02	\$ 942,943.29
FM & L	\$ 131,259.01	\$ 150,000.00	\$ -	\$ 78.37	\$ 281,337.38
ADULT PROBATION	\$ 189,179.47	\$ -	\$ -	\$ 65.24	\$ 189,244.71
PERM IMP	\$ 1,333,745.31	\$ -	\$ -	\$ 459.85	\$ 1,334,205.16
LAW LIBRARY	\$ 51,492.81	\$ -	\$ -	\$ 17.77	\$ 51,510.58
COURTHOUSE SECURITY	\$ 53,116.69	\$ -	\$ -	\$ 18.31	\$ 53,135.00
RECORDS MANAGEMENT	\$ 20,873.24	\$ -	\$ -	\$ 7.19	\$ 20,880.43
ARCHIVE FEES	\$ 76,484.86	\$ -	\$ -	\$ 26.37	\$ 76,511.23
DIST ATTY FORFEITURE	\$ 26,467.45	\$ -	\$ -	\$ 9.13	\$ 26,476.58
SHERIFF FOREITURE	\$ 26,467.45	\$ -	\$ -	\$ 9.13	\$ 26,476.58
2012 GO REFUNDING	\$ 300,333.19	\$ -	\$ -	\$ 103.54	\$ 300,436.73
HOTEL TAX FUND	\$ 100,031.09	\$ 50,000.00	\$ -	\$ 45.55	\$ 150,076.64
AMERICAN RESCUE GRANT	\$ 1,000,670.96	\$ -	\$ -	\$ 345.02	\$ 1,001,015.98
TOTAL: TREAS FUND	\$ 14,046,402.20	\$ 200,000.00	\$ -	\$ 4,887.26	\$ 14,251,289.46

YEAR - TO - DATE INTEREST	BAL FORWARD	CURRENT INT.	BALANCE
	\$ 5,587.42	\$ 4,887.26	\$ 10,474.68

AVG. YEILD FOR APR 2022 0.42% MKT VALU/SHARE \$ 1.00

Custody Holdings for Currency USD

Security Receipt	Trade Date Settlement Date	Cost Basis	Par/Shares Original Face	Description Rate, Maturity	Principal Cost Market Value	Date Priced
3134GXCA0	11/30/2021	99,645,700	1,000,000.00	FEDERAL HOME LN MTG CORP .32, 11/24/2023	996,457.00	
408000957	12/02/2021		.00		964,587.00	04/29/2022
38149MVY6	04/28/2021	N/A	249,000.00	GOLDMAN SACHS BK USA CD	249,000.00	
286005505	05/05/2021		.00	.10, 05/05/2022	248,979.33	04/29/2022
78658REU1	04/28/2021	N/A	249,000.00	SAFRA NATL BANK CD	249,000.00	
286005506	05/06/2021		.00	.10, 05/05/2022	248,979.33	04/29/2022
91282CBX8	04/28/2021	100,000,000	1,000,000.00	UNITED STATES TREAS NOTE	1,000,000.00	
286005501	04/30/2021		.00	.125, 04/30/2023	980,195.00	04/29/2022
91282CDA6	03/16/2022	97,885,500	2,000,000.00	UNITED STATES TREAS NTS	1,957,710.00	
409001431	03/18/2022		.00	.25, 09/30/2023	1,938,750.00	04/29/2022
Total USD Par			4,498,000.00	Total USD Cost	4,452,167.00	
Total USD Original Face			4,498,000.00	Total USD Market Value	4,381,490.66	

PNC and PNC Bank are registered marks of The PNC Financial Services Group, Inc. (PNC).
PNC makes no representations as to the accuracy or completeness of the information herein.





2 May 2022

COOKE COUNTY
PATTY BRENNAN
101 S DIXON ST
GAINESVILLE, TX 76240-4729

COLLATERAL REPORT as of: 30 April 2022

Pledgee Code: COKC

Demand Deposit Balance: \$9,847,466.55

C.D. Balance \$1,019,836.23

Amount in Excess of FDIC Ins: \$10,367,302.78

Required Pledge Amount: \$11,404,033.06

See attached detail report for amount and description of securities pledged to account.

Total Pledged Par Amount: \$18,705,746.00

Total Collateral Market Value*: \$16,136,364.00

Total Other Collateral: \$ 0.00

**Prices were obtained within five (5) days of the date of this report.*

FDIC Insurance is calculated by FDIC rules

- Pricing supplied by various third party sources including INTERACTIVE DATA and BLOOMBERG INFORMATION SERVICES. Certain infrequently traded Municipal Securities may be priced by utilizing a pricing matrix derived from the current Municipal yield curve.*
- Prices provided are indications only, and although derived from sources we believe reliable, they are not considered all-inclusive.*

All securities are held at Raymond James.

Reportfolio

Simmons First National Bank, Pine Bluff, AR
Published: 5/2/2022 2:08:34 PM

Management Report
Pledged To: COOKE COUNTY

Date: 30-Apr-22
Section V-C Page: 212

Safetkeeping

Code	Cusip	Description	Pool	Moody	Original Face	Pledged	Pledged	Pledged	Pledged	Pledged
Location	Trans#	Maturity	Coupon	StdPoor	Pledged Percent	Original Face Value	Par Value	Book Value	Market Value	
FRSL	3140QHPJ3	FNMA Pool #CA9434	CA9434		\$45,000,000.00	\$1,500,000.00	\$1,283,562.72	\$1,327,838.90	\$1,205,124.20	
	609589202105131	3/1/2036	2.000		3.33%					
	FEDERAL RESERVE BANK, ST. AFS									
FRSL	3140QHPJ3	FNMA Pool #CA9434	CA9434		\$45,000,000.00	\$1,100,000.00	\$941,279.33	\$973,748.53	\$883,757.75	
	609589202105131	3/1/2036	2.000		2.44%					
	FEDERAL RESERVE BANK, ST. AFS									
FRSL	3140QHPJ3	FNMA Pool #CA9434	CA9434		\$45,000,000.00	\$425,000.00	\$363,676.10	\$376,221.02	\$341,451.86	
	609589202105131	3/1/2036	2.000		0.94%					
	FEDERAL RESERVE BANK, ST. AFS									
FRSL	3140QHPJ3	FNMA Pool #CA9434	CA9434		\$45,000,000.00	\$250,000.00	\$213,927.12	\$221,306.48	\$200,854.03	
	609589202105131	3/1/2036	2.000		0.56%					
	FEDERAL RESERVE BANK, ST. AFS									
FRSL	3140QHPJ3	FNMA Pool #CA9434	CA9434		\$45,000,000.00	\$1,250,000.00	\$1,069,635.60	\$1,106,532.42	\$1,004,270.17	
	609589202105131	3/1/2036	2.000		2.78%					
	FEDERAL RESERVE BANK, ST. AFS									
FRSL	3133KLAL1	FHLMC Pool #RA4511	RA4511		\$6,644,672.00	\$1,830,000.00	\$1,776,852.39	\$1,789,625.29	\$1,503,021.67	
	593101202102101	2/1/2051	1.500		27.54%					
	FEDERAL RESERVE BANK, ST. HTM									
FRSL	3133KLAL1	FHLMC Pool #RA4511	RA4511		\$6,644,672.00	\$784,672.00	\$761,883.23	\$767,360.03	\$644,469.41	
	593101202102101	2/1/2051	1.500		11.81%					
	FEDERAL RESERVE BANK, ST. HTM									
	<u>Z MBS - Fixed Rate</u>									
FRSL	3138ESAM0	FNMA Pool #AL9911	AL9911		\$10,000,000.00	\$5,000,000.00	\$1,304,929.45	\$1,366,673.97	\$1,358,157.52	
	472040201708181	9/1/2039	2.299		50.00%					
	FEDERAL RESERVE BANK, ST. AFS									
	<u>1 MBS - Variable Rate</u>									
FRSL	3133ELZB3	FFCB Callable			\$10,000,000.00	\$10,000,000.00	\$1,304,929.45	\$1,366,673.97	\$1,358,157.52	
	552716202005081	5/14/2035	1.950	AA+	100.00%					
	FEDERAL RESERVE BANK, ST. AFS									

** If no data is shown, then there are no pledges for the current period.

Reportfolio

Simmons First National Bank, Pine Bluff, AR
 Published: 5/2/2022 2:08:34 PM

Management Report
 Pledged To: COOKE COUNTY

Date: 30-Apr-22
 Section V-C Page: 213

Safekeeping

Code	Cusip Trans#	Description Maturity	Pool	Moody	Original Face	Pledged	Pledged	Pledged	Pledged
Location		FAS 115	Coupon	SidPoor	Pledged Percent	Original Face Value	Par Value	Book Value	Market Value
FRSL	3133EL6C3	FFCB Callable	1.730	Aaa	\$25,000,000.00	\$500,000.00	\$500,000.00	\$490,157.30	\$397,918.00
	628952202109211	9/10/2035		AA+	2.00%				
	FEDERAL RESERVE BANK, ST. HTM								
FRSL	3133EL6C3	FFCB Callable	1.730	Aaa	\$25,000,000.00	\$490,000.00	\$490,000.00	\$480,354.15	\$389,959.64
	628952202109211	9/10/2035		AA+	1.96%				
	FEDERAL RESERVE BANK, ST. HTM								
3 Agency Notes/Bonds - FR									
Total Pledged 11 To: COK COOKE COUNTY									
					\$0.00	\$23,129,672.00	\$18,705,745.95	\$18,899,818.10	\$16,136,364.25
					\$0.00	\$18,705,745.95			

** If no data is shown, then there are no pledges for the current period.

PAGE 1 04/29/22 19:20:20
HOLDINGS BAPN032N
CC3 PROD

FEDERAL RESERVE BANK PLEDGEE

DISTRB PT J1
AS OF CLOSE OF BUSINESS 04-29-2022

PLEDGEE: COOKE COUNTY J7BM INSTITUTION ID: #J7BM
100 S. DIXON
RM. 106

GAINESVILLE TX 76240

HOLDER : 082900432 - SIMMONS PB AR

RESP FRB:H2

ACCOUNT: J7BM - *COOKE COUNTY

CUSIP #

BVF

PAR

BALANCE	BOOK VALUE	
3133ELZB3 1.95 FCOR 21-35 AN 05-14-35 10,000,000.00 10,000,000.00		1.0000000000
3133EL6C3 1.73 FCOR 21-35 AX 09-10-35 990,000.00 990,000.00		1.0000000000
3133KLAL1 FEPC 01.500 CLRA4511 02-01-51 2,614,672.00 2,538,735.62		0.9709575900
3138ESAM0 FNAR XX.XXX WSAL9911 09-01-39 5,000,000.00 1,304,929.45		0.2609858900
3140QHPU3 FNMS 02.000 CICA9434 03-01-36 4,525,000.00 3,872,080.87		0.8557084800
		SUBTOTAL:
23,129,672.00	18,705,745.94	
		GRAND TOTAL:
23,129,672.00	18,705,745.94	

Pledge Security Listing

April 30, 2022

ID	CUSTP	Description	Safetkeeping Location	Safetkeeping Receipt	Coupon	Maturity Date	Call Date	Moody S&P	Fitch	ASC 320	Face Amount	Current Par	Current Book Value	Market Value	Gain(Loss)
4226	3138WDY19	FINMA #AS4314	FHLB		2.50	01/01/2030		AAA	AA+	AAA	1,500,000	291,864.43	295,468.84	281,570.38	(13,898.46)
Total for COOKE COUNTY												291,864.43	295,468.84	281,570.38	(13,898.46)

FUND NAME	CHECKING ACCOUNT	CHECKING AMOUNT	TDOA ACCOUNT	TDOA AMOUNT	FUND TOTAL
2022 001 GENERAL	TREAS FUND	3,518,821.88	TEXPOOL LOGIC TEXSTAR T-BILLS CERT DEPOS	3,199,369.81 7,643,981.99 2,089,298.21 3,959,373.43 748,000.00	21,158,845.32
2022 011 ROAD & BRIDGE 1	TREAS FUND	529,376.51	TEXPOOL LOGIC TEXSTAR STONE	646,629.23 985,906.69 305,301.64	2,467,214.07
2022 012 ROAD & BRIDGE 2	TREAS FUND	622,871.56	TEXPOOL LOGIC TEXSTAR	106,295.08 206,329.95 150,026.41	1,085,523.00
2022 013 ROAD & BRIDGE 3	TREAS FUND	365,211.21	TEXPOOL LOGIC TEXSTAR	686,828.75 960,820.54 286,664.95	2,299,525.45
2022 014 ROAD & BRIDGE 4	TREAS FUND	469,411.55	TEXPOOL LOGIC TEXSTAR	591,791.43 942,943.29 376,418.99	2,380,565.26
2022 019 FM & LATERAL	TREAS FUND	86,222.23	TEXPOOL LOGIC TEXSTAR	227,882.64 281,337.38 235,652.46	831,094.71
2022 020 TJPC	TREAS FUND	43,554.21	TEXPOOL LOGIC TEXSTAR		43,554.21
2022 021 JUVENILE PROB-ISP	TREAS FUND		TEXPOOL LOGIC TEXSTAR		
2022 022 JUVENILE PROBATION	TREAS FUND	47,363.30	TEXPOOL LOGIC TEXSTAR		47,363.30
2022 023 JUVENILE PROB. IV-E	TREAS FUND	105.47	TEXPOOL LOGIC TEXSTAR		105.47
2022 024 JUVENILE DELINQUENCY PREVENT	TREAS FUND	18,269.85	TEXPOOL LOGIC TEXSTAR		18,269.85
2022 028 ADULT PROBATION	TREAS FUND	44,545.67	TEXPOOL LOGIC TEXSTAR	204,074.60 189,244.71 154,229.60	592,094.58
2022 029 COMMUNITY CORRECTIONS	TREAS FUND	12,173.86	TEXPOOL LOGIC		12,173.86
2022 031 CONTRACT ELECTIONS	TREAS FUND	16,483.69	TEXPOOL LOGIC		16,483.69
2022 032 DISTRICT CLERK PRESERVATION	TREAS FUND	247,797.30	TEXPOOL LOGIC		247,797.30

FUND NAME	CHECKING ACCOUNT	CHECKING AMOUNT	TDOA ACCOUNT	TDOA AMOUNT	FUND TOTAL
2022 033 COUNTY/DISTRICT TECHNOLOGY	TREAS FUND	10,185.07	TEXPOOL LOGIC		10,185.07
2022 034 COURT REPORTER	TREAS FUND	10,593.02	TEXPOOL LOGIC	9,448.93	20,041.95
2022 035 PERMANENT IMPROVEMENT	TREAS FUND	98,753.65	TEXPOOL LOGIC	1,208,033.25	1,306,786.90
			LOGIC	1,334,205.16	2,641,012.06
			TEXTAR	745,647.70	3,386,639.76
2022 037 LAW ENFORCEMENT ED	TREAS FUND	7,895.80	TEXPOOL LOGIC	10,624.03	18,519.83
2022 038 JP TECH	TREAS FUND	19,018.32	TEXPOOL LOGIC	27,905.89	46,924.21
2022 040 LAW LIBRARY	TREAS FUND	29,158.92	TEXPOOL LOGIC	117,177.09	146,335.99
			LOGIC	51,510.58	197,846.59
			TEXTAR		
2022 041 CC LIBRARY FUND	TREAS FUND	34,887.89	TEXPOOL LOGIC	50,213.83	85,101.72
2022 042 CC HISTORICAL COMM.	TREAS FUND	2,533.89	TEXPOOL LOGIC	15,908.88	18,442.77
2022 043 JP COURTHOUSE SECURITY	TREAS FUND	30,110.55	TEXPOOL LOGIC		30,110.55
			TEXTAR		
2022 044 COURTHOUSE SECURITY	TREAS FUND	62,754.34	TEXPOOL LOGIC	103,176.72	165,931.06
			LOGIC	53,135.00	219,066.06
			TEXTAR	83,330.70	302,396.76
2022 046 CHAPTER 19	TREAS FUND	415.35-	TEXPOOL LOGIC		415.35-
2022 047 CC RECORDS MANAGEMENT	TREAS FUND	10,716.72	TEXPOOL LOGIC		10,716.72
2022 048 COUNTY RECORDS MANAGEMENT	TREAS FUND	6,006.57	TEXPOOL LOGIC	20,880.43	26,887.00
			TEXTAR		
2022 049 CC RECORDS PRESERVATION	TREAS FUND	975.86	TEXPOOL LOGIC		975.86
2022 050 DIST CLERK RECORDS MANAGEMENT	TREAS FUND	24,103.59	TEXPOOL LOGIC	15,943.21	40,046.80

FUND NAME	CHECKING ACCOUNT	CHECKING AMOUNT	TDOA ACCOUNT	TDOA AMOUNT	FUND TOTAL
2022 051 DISTRICT CLERK ARCHIVE	TREAS FUND	28,007.58	TEXPOOL LOGIC TEXSTAR	4,250.58	32,258.16
2022 052 COUNTY CLERK ARCHIVE FEE	TREAS FUND	24,410.28	TEXPOOL LOGIC TEXSTAR	57,852.35 76,511.23 66,771.31	225,545.17
2022 053 CA CHECK COLLECTING	TREAS FUND	887.27	TEXPOOL LOGIC TEXSTAR	887.27	887.27
2022 054 DA CHECK COLLECTING	TREAS FUND	300.34	TEXPOOL	300.34	300.34
2022 056 DISTRICT ATTY FORFEITURE	TREAS FUND	29,888.03	TEXPOOL LOGIC TEXSTAR	38,162.73 26,476.58	94,527.34
2022 057 D A SEIZURE FUND	TREAS FUND	59,775.75	TEXPOOL	59,775.75	59,775.75
2022 058 SHERIFF FORFEITURE	TREAS FUND	58,920.36	TEXPOOL LOGIC TEXSTAR	30,614.78 26,476.58	116,011.72
2022 059 JAIL COMMISSARY	TREAS FUND	53,468.03	TEXPOOL LOGIC TEXSTAR	134,121.73	187,589.76
2022 061 2004 GO REFUNDING DEBT SERVITREAS FUND	TREAS FUND	67,573.67	TEXPOOL LOGIC TEXSTAR	100,887.66 300,436.73 100,019.31	568,917.37
2022 088 STATE FEES	TREAS FUND	21,451.81	TEXPOOL LOGIC TEXSTAR	10,069.41	31,521.22
2022 090 OFFICER'S TRUST	TREAS FUND		TEXPOOL		
2022 091 LIBRARY TRUST - LIDDELL	TREAS FUND	1,218.47	CERT DEPOS	15,000.00	16,218.47
2022 092 LIBRARY TRUST - ROSENSTEIN	TREAS FUND	54.86	CERT DEPOS	19,000.00	19,054.86
2022 098 PAYROLL CLEARING	PAYROLL	2,669,020.94			2,669,020.94
2022 100 CHILD ABUSE PREVENTION FUND	TREAS FUND	489.71	TEXPOOL		489.71
2022 101 PRETRIAL DIVERSION	TREAS FUND	13,720.03	TEXPOOL		13,720.03
2022 102 HOTEL OCCUPANCY TAX FUND	TREAS FUND	64,735.33	TEXPOOL LOGIC TEXSTAR	189,497.90 150,076.64 123,726.60	528,036.47
2022 103 HAVA GRANT FUND					

DATE 05/19/2022 TIME 09:04

COMBINED STATEMENT OF CASH POSITION FOR APRIL

GEL102 PAGE 4

FUND NAME	CHECKING ACCOUNT	CHECKING AMOUNT	TDOA ACCOUNT	TDOA AMOUNT	FUND TOTAL
2022 104 AMERICAN RESCUE PROG GRANT	TREAS FUND	526,318.35	TEXPOOL LOGIC TEXSTAR	1,000,625.83 1,001,015.98 1,000,437.01	3,528,397.17
TOTAL		9,494,133.34		33,497,574.32	42,991,707.66

CHECK ACCOUNT

ACCOUNT BALANCE - TREAS FUND 6,825,112.40
ACCOUNT BALANCE - PAYROLL 2,669,020.94

TOTAL 9,494,133.34

TDOA ACCOUNT

ACCOUNT BALANCE - TEXPOOL 8,787,386.54
ACCOUNT BALANCE - LOGIC 14,251,289.46
ACCOUNT BALANCE - TEXSTAR 5,717,524.89
ACCOUNT BALANCE - T-BILLS 3,959,373.43
ACCOUNT BALANCE - CERT DEPOS 782,000.00

TOTAL 33,497,574.32

ACCOUNT NAME	BEGINNING CASH BALANCE	CASH RECEIPTS	CASH DISBURSEMENTS	ENDING CASH BALANCE
2022 001 GENERAL	6,153,190.62	1,002,618.25	3,636,986.99	3,518,821.88
CASH - GENERAL FUND	2,426.50	.00	.00	2,426.50
CASH ON HAND	3,198,569.92	799.89	.00	3,199,369.81
CASH INVESTED - TEXPOOL	7,641,347.33	2,634.66	.00	7,643,981.99
CASH INVESTED - LOGIC	2,088,744.49	553.72	.00	2,089,298.21
CASH INVESTED - TEXSTAR	.00	.00	.00	.00
CASH INVESTED - STONE CASTLE	3,959,373.43	.00	.00	3,959,373.43
T-BILLS - INVESTMENTS	748,000.00	.00	.00	748,000.00
T-BILLS INVESTMENT-CD	23,791,652.29	1,006,606.52	3,636,986.99	21,161,271.82
CASH INVESTMENTS				
FUND TOTALS				

2022 011 ROAD & BRIDGE 1	627,515.13	30,803.96	128,942.58	529,376.51
CASH - ROAD & BRIDGE # 1	646,467.56	161.67	.00	646,629.23
CASH INVESTED - TEXPOOL	985,566.86	339.83	.00	985,906.69
CASH INVESTED - LOGIC	305,220.75	80.89	.00	305,301.64
CASH INVESTED - TEXSTAR	.00	.00	.00	.00
STONE CASTLE	.00	.00	.00	.00
T-BILL INVESTMENTS	2,564,770.30	31,386.35	128,942.58	2,467,214.07
FUND TOTALS				

2022 012 ROAD & BRIDGE 2	893,503.46	30,803.96	301,435.86	622,871.56
CASH - ROAD & BRIDGE # 2	106,268.48	26.60	.00	106,295.08
CASH INVESTED - TEXPOOL	206,258.84	71.11	.00	206,329.95
CASH INVESTED - LOGIC	.00	150,026.41	.00	150,026.41
CASH INVESTED - TEXSTAR	.00	.00	.00	.00
T-BILL INVESTMENTS	1,206,030.78	180,928.08	301,435.86	1,085,523.00
FUND TOTALS				

2022 013 ROAD & BRIDGE 3	456,394.39	30,803.95	121,987.13	365,211.21
CASH - ROAD & BRIDGE # 3	686,657.00	171.75	.00	686,828.75
CASH INVESTED - TEXPOOL	960,489.37	331.17	.00	960,820.54
CASH INVESTED - LOGIC	286,589.00	75.95	.00	286,664.95
CASH INVESTED - TEXSTAR	.00	.00	.00	.00
T-BILL INVESTMENTS	2,390,129.76	31,382.82	121,987.13	2,299,525.45
FUND TOTALS				

2022 014 ROAD & BRIDGE 4	547,733.70	89,901.90	168,224.05	469,411.55
CASH - ROAD & BRIDGE # 4	591,643.49	147.94	.00	591,791.43
CASH INVESTED - TEXPOOL	942,618.27	325.02	.00	942,943.29
CASH INVESTED - LOGIC	376,319.23	99.76	.00	376,418.99
CASH INVESTED - TEXSTAR	.00	.00	.00	.00
T-BILL INVESTMENTS	2,458,314.69	90,474.62	168,224.05	2,380,565.26
FUND TOTALS				

2022 019 FM & LATERAL	236,163.55	61.13	150,002.45	86,222.23
CASH - F M & LATERAL	227,825.66	56.98	.00	227,882.64
CASH INVESTED - LOGIC	131,259.01	150,078.37	.00	281,337.38
CASH INVESTED - TEXSTAR	235,590.01	62.45	.00	235,652.46
T-BILL INVESTMENT	.00	.00	.00	.00
FUND TOTALS	830,838.23	150,258.93	150,002.45	831,094.71

2022 020 TUPC	39,139.50	24,185.00	19,770.29	43,554.21
CASH - T.J.P.C.	.00	.00	.00	.00
CASH INVESTED	.00	.00	.00	.00
CASH INVESTED - LOGIC				

ACCOUNT NAME	BEGINNING CASH BALANCE	CASH RECEIPTS	CASH DISBURSEMENTS	ENDING CASH BALANCE
--------------	------------------------	---------------	--------------------	---------------------

2022 021 JUVENILE PROB-ISP

CASH INVESTED - TEXSTAR	39,139.50	24,185.00	19,770.29	43,554.21
FUND TOTALS				
CASH - JUVENILE PROBATION INVESTMENTS	.00	.00	.00	.00
CASH INVESTED - LOGIC	.00	.00	.00	.00
CASH INVESTED - TEXSTAR	.00	.00	.00	.00
FUND TOTALS	.00	.00	.00	.00

2022 022 JUVENILE PROBATION

CASH - JUV. PROB. DIV INVESTMENTS	47,363.30	.00	.00	47,363.30
FUND TOTALS	47,363.30	.00	.00	47,363.30

2022 023 JUVENILE PROB. IV-E

CASH - IV-E	105.47	.00	.00	105.47
CASH INVESTED - LOGIC	.00	.00	.00	.00
CASH INVESTED - TEXSTAR	.00	.00	.00	.00
FUND TOTALS	105.47	.00	.00	105.47

2022 024 JUVENILE DELINQUENCY PREVENTN

CASH - JUVENILE DELINQUENCY PR INVESTMENTS	18,269.85	.00	.00	18,269.85
CASH INVESTED - LOGIC	.00	.00	.00	.00
CASH INVESTED - TEXSTAR	.00	.00	.00	.00
FUND TOTALS	18,269.85	.00	.00	18,269.85

2022 028 ADULT PROBATION

CASH - ADULT PROBATION	47,913.14	33,136.14	36,503.61	44,545.67
CASH ON HAND	75.00	.00	.00	75.00
CASH INVESTED - TEXPOOL	204,023.59	51.01	.00	204,074.60
CASH INVESTED - LOGIC	189,179.47	65.24	.00	189,244.71
CASH INVESTED - TEXSTAR	154,188.72	40.88	.00	154,229.60
FUND TOTALS	595,379.92	33,293.27	36,503.61	592,169.58

2022 029 COMMUNITY CORRECTIONS

CASH - COMMUNITY CORRECTI INVESTMENTS	17,731.75	.00	5,557.89	12,173.86
CASH INVESTED - LOGIC	.00	.00	.00	.00
FUND TOTALS	17,731.75	.00	5,557.89	12,173.86

2022 031 CONTRACT ELECTIONS

CASH - CONTRACT ELECTIONS	16,483.69	.00	.00	16,483.69
CASH INVESTED - TEXPOOL	.00	.00	.00	.00
CASH INVESTED - LOGIC	.00	.00	.00	.00
FUND TOTALS	16,483.69	.00	.00	16,483.69

2022 032 DISTRICT CLERK PRESERVATION

CASH - DISTRICT CLERK PRESVATI INVESTMENTS	247,308.15	130.00	619.15	247,797.30
CASH INVESTED - LOGIC	.00	.00	.00	.00
CASH INVESTED - TEXSTAR	.00	.00	.00	.00
FUND TOTALS	247,308.15	130.00	619.15	247,797.30

2022 033 COUNTY/DISTRICT TECHNOLOGY FUN

CASH - COUNTY/DISTRICT TECH	10,156.09	28.98	.00	10,185.07
-----------------------------	-----------	-------	-----	-----------

ACCOUNT NAME	BEGINNING CASH BALANCE	CASH RECEIPTS	CASH DISBURSEMENTS	ENDING CASH BALANCE
2022 034 COURT REPORTER				
CASH - COURT REPORTER FUND INVESTMENTS	10,156.09	28.98	.00	10,185.07
CASH INVESTED - LOGIC	.00	.00	.00	.00
CASH INVESTED - TEXSTAR	.00	.00	.00	.00
FUND TOTALS	10,156.09	28.98	.00	10,185.07
2022 035 PERMANENT IMPROVEMENT				
CASH - PERMANENT IMPROVEMENT INVESTMENTS	10,548.02	45.00	.00	10,593.02
CASH INVESTED - LOGIC	9,446.58	2.35	.00	9,448.93
CASH INVESTED - TEXSTAR	.00	.00	.00	.00
FUND TOTALS	19,994.60	47.35	.00	20,041.95
2022 037 LAW ENFORCEMENT ED				
CASH - LAW ENFORCEMENT ED INVESTMENTS	8,385.80	.00	490.00	7,895.80
CASH INVESTED - LOGIC	10,621.41	2.62	.00	10,624.03
CASH INVESTED - TEXSTAR	.00	.00	.00	.00
FUND TOTALS	19,007.21	2.62	490.00	18,519.83
2022 038 JP TECH				
CASH - J P TECH FUND INVESTMENTS	19,289.83	155.62	427.13	19,018.32
CASH INVESTED - LOGIC	27,898.91	6.98	.00	27,905.89
CASH INVESTED - TEXSTAR	.00	.00	.00	.00
FUND TOTALS	47,188.74	162.60	427.13	46,924.21
2022 040 LAW LIBRARY				
CASH - LAW LIBRARY INVESTMENTS	29,624.43	67.00	532.51	29,158.92
CASH INVESTED - LOGIC	117,147.79	29.30	.00	117,177.09
CASH INVESTED - TEXSTAR	51,492.81	17.77	.00	51,510.58
FUND TOTALS	198,265.03	114.07	532.51	197,846.59
2022 041 CC LIBRARY FUND				
CASH - COOKE COUNTY LIBRARY INVESTMENTS	34,661.45	849.30	622.86	34,887.89
CASH INVESTED - LOGIC	50,201.29	12.54	.00	50,213.83
CASH INVESTED - TEXSTAR	.00	.00	.00	.00
T-BILL INVESTMENTS	.00	.00	.00	.00
FUND TOTALS	84,862.74	861.84	622.86	85,101.72
2022 042 CC HISTORICAL COMM.				
CASH - COOKE CO. HISTORICAL FUND TOTALS	2,533.89	.00	.00	2,533.89
2022 043 JP COURTHOUSE SECURITY				
CASH - JP COURTHOUSE SECURITY INVESTED	30,071.64	38.91	.00	30,110.55
CASH INVESTED	15,904.86	4.02	.00	15,908.88

ACCOUNT NAME	BEGINNING CASH BALANCE	CASH RECEIPTS	CASH DISBURSEMENTS	ENDING CASH BALANCE
2022 044 COURTHOUSE SECURITY				
CASH - COURTHOUSE SECURITY	61,522.80	1,231.54	.00	62,754.34
CASH INVESTED	103,150.94	25.78	.00	103,176.72
CASH INVESTED - LOGIC	53,116.69	18.31	.00	53,135.00
CASH INVESTED - TEXSTAR	83,308.63	22.07	.00	83,330.70
FUND TOTALS	301,099.06	1,297.70	.00	302,396.76
2022 046 CHAPTER 19				
CASH - CHAPTER 19	362.91-	878.42	930.86-	415.35-
INVESTMENTS	.00	.00	.00	.00
FUND TOTALS	362.91-	878.42	930.86-	415.35-
2022 047 CC RECORDS MANAGEMENT				
CASH - CC RECORDS MANAGEMENT	10,715.85	.87	.00	10,716.72
INVESTMENTS - TEXPOOL	.00	.00	.00	.00
FUND TOTALS	10,715.85	.87	.00	10,716.72
2022 048 COUNTY RECORDS MANAGEMENT				
CASH - RECORDS MANAGEMENT	5,664.46	342.91	.80-	6,006.57
CASH INVESTED - TEXPOOL	.20	.00	.00	.20
CASH INVESTED - LOGIC	20,873.24	7.19	.00	20,880.43
CASH INVESTED - TEXSTAR	.00	.00	.00	.00
FUND TOTALS	26,537.90	350.10	.80-	26,887.20
2022 049 CC RECORDS PRESERVATION				
CASH - RECORDS PRESERVATION	9,455.14-	10,431.00	.00	975.86
CASH INVESTED - TEXPOOL	.00	.00	.00	.00
CASH INVESTED - LOGIC	.00	.00	.00	.00
CASH INVESTED - TEXSTAR	.00	.00	.00	.00
FUND TOTALS	9,455.14-	10,431.00	.00	975.86
2022 050 DIST CLERK RECORDS MANAGEMENT				
CASH - D C RECORDS MANAGEMENT	24,020.81	82.78	.00	24,103.59
CASH INVESTED	15,939.18	4.03	.00	15,943.21
CASH INVESTED - LOGIC	.00	.00	.00	.00
CASH INVESTED - TEXSTAR	.00	.00	.00	.00
FUND TOTALS	39,959.99	86.81	.00	40,046.80
2022 051 DISTRICT CLERK ARCHIVE				
DISTRICT CLERK ARCHIVE	27,882.58	125.00	.00	28,007.58
INVESTMENTS	4,249.49	1.09	.00	4,250.58
CASH INVESTED - LOGIC	.00	.00	.00	.00
CASH INVESTED - TEXSTAR	.00	.00	.00	.00
FUND TOTALS	32,132.07	126.09	.00	32,258.16
2022 052 COUNTY CLERK ARCHIVE FEE				
CASH - RECORDS ARCHIVE	21,120.28	9,910.00	6,620.00-	24,410.28
INVESTMENTS	57,837.88	14.47	.00	57,852.35
CASH INVESTED - LOGIC	76,484.86	26.37	.00	76,511.23
CASH INVESTED - TEXSTAR	66,753.62	17.69	.00	66,771.31
FUND TOTALS	222,196.64	9,968.53	6,620.00-	225,545.17
2022 053 CA CHECK COLLECTING				
CASH - CHECK COLLECTING &	995.65	.00	108.38-	887.27

ACCOUNT NAME	BEGINNING CASH BALANCE	CASH RECEIPTS	CASH DISBURSEMENTS	ENDING CASH BALANCE
2022 054 DA CHECK COLLECTING				
CASH INVESTED - LOGIC	.00	.00	.00	.00
CASH INVESTED - TEXSTAR	.00	.00	.00	.00
FUND TOTALS	995.65	.00	108.38	887.27
2022 054 DA CHECK COLLECTING				
CASH INVESTED	300.34	.00	.00	300.34
FUND TOTALS	300.34	.00	.00	300.34
2022 056 DISTRICT ATTY FOREFEITURE				
CASH - D. A. FOREFEITURE FU	29,468.03	420.00	.00	29,888.03
CASH INVESTED - TEXPOOL	38,153.20	9.53	.00	38,162.73
CASH INVESTED - LOGIC	26,467.45	9.13	.00	26,476.58
CASH INVESTED - TEXSTAR	.00	.00	.00	.00
FUND TOTALS	94,088.68	438.66	.00	94,527.34
2022 057 D A SEIZURE FUND				
CASH - SEIZURE-LAW	59,775.75	.00	.00	59,775.75
INVESTMENTS	.00	.00	.00	.00
FUND TOTALS	59,775.75	.00	.00	59,775.75
2022 058 SHERIFF FOREFEITURE				
CASH - SHERIFF FOREFEITURE	56,749.62	2,918.00	747.26	58,920.36
INVESTMENTS	30,607.14	7.64	.00	30,614.78
CASH INVESTED - LOGIC	26,467.45	9.13	.00	26,476.58
CASH INVESTED - TEXSTAR	.00	.00	.00	.00
FUND TOTALS	113,824.21	2,934.77	747.26	116,011.72
2022 059 JAIL COMMISSARY				
CASH - JAIL COMMISSARY	53,860.32	.00	392.29	53,468.03
CASH INVESTED - TEXPOOL	134,088.20	33.53	.00	134,121.73
CASH INVESTED - LOGIC	.00	.00	.00	.00
CASH INVESTED - TEXSTAR	187,948.52	33.53	392.29	187,589.76
FUND TOTALS	375,897.04	67.06	784.58	375,179.52
2022 061 2004 GO REFUNDING DEBT SERVICE				
CASH - 2004 GO REFUNDING D/S	157,354.94	10,669.97	100,451.24	67,573.67
CASH INVESTED - TEXPOOL	100,862.45	25.21	.00	100,887.66
CASH INVESTED - LOGIC	300,333.19	103.54	.00	300,436.73
CASH INVESTED - TEXSTAR	1.71	100,017.60	.00	100,019.31
T-BILL INVESTMENTS	.00	.00	.00	.00
FUND TOTALS	558,552.29	110,816.32	100,451.24	568,917.37
2022 088 STATE FEES				
CASH - STATE FEES	81,675.34	33,037.67	93,261.20	21,451.81
CASH INVESTED	10,066.86	2.55	.00	10,069.41
CASH INVESTED - LOGIC	.00	.00	.00	.00
CASH INVESTED - TEXSTAR	.00	.00	.00	.00
FUND TOTALS	91,742.20	33,040.22	93,261.20	31,521.22
2022 090 OFFICER'S TRUST				
CASH-OFFICERS TRUST	.00	.00	.00	.00
CASH INVESTED	.00	.00	.00	.00
CASH INVESTED - LOGIC	.00	.00	.00	.00
FUND TOTALS	.00	.00	.00	.00
2022 091 LIBRARY TRUST - LIDDELL				
CASH-LIBRARY TRUST/LIDDELL	1,181.49	36.98	.00	1,218.47

ACCOUNT NAME	BEGINNING CASH BALANCE	CASH RECEIPTS	CASH DISBURSEMENTS	ENDING CASH BALANCE
2022 092 LIBRARY TRUST - ROSENSTEIN				
CD INVESTMENT	15,000.00	.00	.00	15,000.00
FUND TOTALS	16,181.49	36.98	.00	16,218.47
2022 098 PAYROLL CLEARING				
CASH - LIBRARY TRUST/ROSENSTEIN	54.86	.00	.00	54.86
CD INVESTMENT	19,000.00	.00	.00	19,000.00
FUND TOTALS	19,054.86	.00	.00	19,054.86
2022 100 CHILD ABUSE PREVENTION FUND				
CASH - CHILD ABUSE PREVENTION	1,441,782.03	1,227,238.91	.00	2,669,020.94
INVESTMENTS	.00	.00	.00	.00
FUND TOTALS	1,441,782.03	1,227,238.91	.00	2,669,020.94
2022 101 PRETRIAL DIVERSION				
CASH - PRETRIAL DIVERSION	13,720.03	.00	.00	13,720.03
CASH INVESTED	.00	.00	.00	.00
CASH INVESTED - LOGIC	.00	.00	.00	.00
FUND TOTALS	13,720.03	.00	.00	13,720.03
2022 102 HOTEL OCCUPANCY TAX FUND				
CASH - HOTEL OCCUPANCY TAX	93,393.69	26,941.64	55,600.00	64,735.33
CASH INVESTED - TEXPOOL	189,450.49	47.41	.00	189,497.90
CASH INVESTED - LOGIC	100,031.09	50,045.55	.00	150,076.64
CASH INVESTED - TEXSTAR	123,693.80	32.80	.00	123,726.60
FUND TOTALS	506,569.07	77,067.40	55,600.00	528,036.47
2022 103 HAVA GRANT FUND				
CASH - HAVA GRANT FUND	2,520.50	.00	.00	2,520.50
CASH INVESTED - TEXPOOL	.00	.00	.00	.00
CASH INVESTED - LOGIC	.00	.00	.00	.00
CASH INVESTED - TEXSTAR	.00	.00	.00	.00
FUND TOTALS	2,520.50	.00	.00	2,520.50
2022 104 AMERICAN RESCUE PROG GRANT				
CASH - AMERICAN RESCUE PROG GR	597,808.45	.00	71,490.10	526,318.35
CASH INVESTED - TEXPOOL	1,000,375.66	250.17	.00	1,000,625.83
CASH INVESTED - LOGIC	1,000,670.96	345.02	.00	1,001,015.98
CASH INVESTED - TEXSTAR	1,000,171.87	265.14	.00	1,000,437.01
FUND TOTALS	3,599,026.94	860.33	71,490.10	3,528,397.17
GRAND TOTALS	44,872,681.70	3,080,215.78	4,956,167.82	42,996,729.66