



MONTHLY REPORT

SEPTEMBER 2021


PATTY BRENNAN


COOKE COUNTY TREASURER

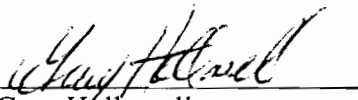
FINANCIAL REPORTS


September 2021


In accordance with Local Government Code 114.026, this affidavit states the current cash and reports in the custody of the county treasurer as of this date of September 30, 2021.



Steve Starnes,
Cooke County Judge


Pam Harrison,
Cooke County Clerk


Gary Hollowell,
Commissioner Pct. #1


Jason Struggs,
Commissioner Pct. #2


Adam Arendt,
Commission Pct. #3


Leon Klement,
Commissioner Pct. #4

FILED FOR RECORD

21 OCT 25 PM 12:13

PAM HARRISON
COUNTY CLERK, COOKE CO. TX

BY  DEPUTY

AFFIDAVIT

STATE OF TEXAS

COUNTY OF COOKE

The members of the Commissioners' Court of Cooke County, Texas, state as follows:


The requirement of Subsection (C) of the Texas Local Government Code, §114.026 have been met for the term of September 2021. The amount of cash and other assets in the custody of the County Treasurer at the time of examination are:


Cash (includes on hand, money market accounts, and short term investments) \$ 37,428,883.95


Other Assets (long term investments) \$ 0.00.

Sworn to and subscribed this 25th day of October, 2021.


Steve Starnes, Cooke County Judge



Gary Hollowell, Commissioner, Pct 1


Adam Arendt, Commissioner, Pct 3


Jason Snuggs, Commissioner, Pct 2


Leon Klement, Commissioner, Pct 4

ATTEST:


Pam Harrison, County Clerk

FILED FOR RECORD

21 OCT 25 PM 12:13

PAM HARRISCH
COUNTY CLERK, COOKE CO. TX

BY  DEPUTY



1 October 2021

COOKE COUNTY
PATTY BRENNAN
101 S DIXON ST
GAINESVILLE, TX 76240-4729

COLLATERAL REPORT as of: 30 September 2021

Pledgee Code: COKC

Demand Deposit Balance: \$11,356,431.47

C.D. Balance \$1,015,911.29

Amount in Excess of FDIC Ins: \$11,872,342.76

Required Pledge Amount: \$13,059,577.04

See attached detail report for amount and description of securities pledged to account.

Total Pledged Par Amount: \$15,046,700.00

Total Collateral Market Value*: \$14,851,808.00

Total Other Collateral: \$ 0.00

**Prices were obtained within five (5) days of the date of this report.*

FDIC Insurance is calculated by FDIC rules

- Pricing supplied by various third party sources including INTERACTIVE DATA and BLOOMBERG INFORMATION SERVICES. Certain infrequently traded Municipal Securities may be priced by utilizing a pricing matrix derived from the current Municipal yield curve.*
- Prices provided are indications only, and although derived from sources we believe reliable, they are not considered all-inclusive.*

All securities are held at Raymond James.

Reportfolio

Simmons First National Bank, Pine Bluff, AR
 Published: 10/1/2021 1:00:12 PM

Management Report
 Pledged To: COOKE COUNTY

Date: 30-Sep-21
 Section V-C Page: 193

Safekeeping

Code	Cusip	Description	Pool	Moody	Original Face	Pledged	Pledged	Pledged	Pledged	Pledged
Location	Trans#	Maturity	Coupon	SidPool	Pledged Percent	Original Face Value	Par Value	Book Value	Market Value	
FRSL	3133KLAL1	FHLMC Pool #RA4511	RA4511		\$6,644,672.00	\$784,672.00	\$772,536.71	\$778,204.93	\$750,735.72	
	693101202102101	2/1/2051	1.500		11.81%					
	FEDERAL RESERVE BANK, ST. HTM									
FRSL	3133KLAL1	FHLMC Pool #RA4511	RA4511		\$6,644,672.00	\$1,830,000.00	\$1,801,698.26	\$1,814,917.60	\$1,750,854.34	
	693101202102101	2/1/2051	1.500		27.54%					
	FEDERAL RESERVE BANK, ST. HTM									
2 MBS - Fixed Rate										
FRSL	3138ESAM0	FNMA Pool #AL9911	AL9911		\$10,000,000.00	\$5,000,000.00	\$1,482,464.70	\$1,556,255.64	\$1,581,656.42	
	472040201708181	9/1/2039	2.296		50.00%					
	FEDERAL RESERVE BANK, ST. AFS									
1 MBS - Variable Rate										
FRSL	3133ELZB3	FFCB Callable			\$10,000,000.00	\$10,000,000.00	\$10,000,000.00	\$10,000,000.00	\$9,817,800.00	
	652716202005081	5/14/2035	1.950	AA+	100.00%					
	FEDERAL RESERVE BANK, ST. AFS									
FRSL	3133EL6C3	FFCB Callable			\$25,000,000.00	\$490,000.00	\$490,000.00	\$479,988.02	\$470,578.85	
	628952202109211	9/10/2035	1.730	AA+	1.96%					
	FEDERAL RESERVE BANK, ST. HTM									
FRSL	3133EL6C3	FFCB Callable			\$25,000,000.00	\$500,000.00	\$500,000.00	\$489,783.70	\$480,182.50	
	628952202109211	9/10/2035	1.730	AA+	2.00%					
	FEDERAL RESERVE BANK, ST. HTM									
3 Agency Notes/Bonds - FR										
Total Pledged										
	6 To:	COK	COOKE COUNTY		\$0.00	\$18,604,672.00	\$15,046,699.67	\$15,119,149.88	\$14,851,807.83	
					\$0.00	\$0.00	\$0.00	\$0.00	\$0.00	
					\$0.00	\$15,046,699.67	\$15,046,699.67	\$15,046,699.67	\$14,851,807.83	

** If no data is shown, then there are no pledges for the current period.

Pledge Security Listing
 September 30, 2021

ID	CUSIP	Description	Satekeeping Location	Satekeeping Receipt	Coupon	Maturity Date	Call Date	Moody	S&P	Fitch	ASC 370	Face Amount	Current Par	Current Book Value	Market Value	Gain(Loss)
4226	3138WDYLG	FNMA #AS4314	FHLB		2.50	01/01/2030		AAA	AA+	AAA	HTM	1,500,000	346,284.39	350,864.51	361,867.19	11,002.67
COOKE COUNTY																
Total for COOKE COUNTY												1,500,000	346,284.39	350,864.51	361,867.19	11,002.67

PAGE 1 09/30/21 19:20:15
HOLDINGS BAPN032N
CC3 PROD

FEDERAL RESERVE BANK PLEDGEE

DISTRB PT J1
AS OF CLOSE OF BUSINESS 09-30-2021

PLEDGEE: COOKE COUNTY
100 S. DIXON
RM. 106

J7BM INSTITUTION ID: #J7BM

GAINESVILLE TX 76240

HOLDER : 082900432 - SIMMONS PB AR

RESP FRB:H2

ACCOUNT: J7BM - *COOKE COUNTY

CUSIP #

BVF

PAR

BALANCE

BOOK VALUE

3133ELZB3 1.95 FCOR 21-35 AN 05-14-35

1.0000000000

10,000,000.00 10,000,000.00

3133EL6C3 1.73 FCOR 21-35 AX 09-10-35

1.0000000000

990,000.00 990,000.00

3133KLAL1 FEPC 01.500 CLRA4511 02-01-51

0.9845345700

2,614,672.00 2,574,234.97

3138ESAM0 FNAR XX.XXX WSAL9911 09-01-39

0.2964929400

5,000,000.00 1,482,464.70

SUBTOTAL:

18,604,672.00 15,046,699.67

GRAND TOTAL:

18,604,672.00 15,046,699.67

Custody Holdings for Currency USD

Security Receipt	Settlement Date	Trade Date	Cost Basis	Par/Shares Original Face	Description Rate, Maturity	Principal Cost Market Value	Date Priced
38149M/VV6	04/28/2021	04/28/2021	N/A	249,000.00	GOLDMAN SACHS BK USA CD	249,000.00	09/30/2021
286005505	05/05/2021	05/05/2021	N/A	.00	.10, 05/05/2022	249,018.43	09/30/2021
78658REU1	04/28/2021	04/28/2021	N/A	249,000.00	SAFRA NATL BANK CD	249,000.00	09/30/2021
286005506	05/06/2021	05/06/2021	N/A	.00	.10, 05/05/2022	249,018.43	09/30/2021
9127965G0	12/23/2020	12/23/2020	N/A	1,000,000.00	UNITED STATES TREAS BILLS	999,342.00	09/30/2021
343014023	12/24/2020	12/24/2020	N/A	.00	DI, 12/02/2021	999,948.00	09/30/2021
91282CBX8	04/28/2021	04/28/2021	100,000,000	1,000,000.00	UNITED STATES TREAS NOTE	1,000,000.00	09/30/2021
286005501	04/30/2021	04/30/2021		.00	.125, 04/30/2023	998,633.00	09/30/2021
Total USD Par				2,498,000.00	Total USD Cost	2,497,342.00	
Total USD Original Face				2,498,000.00	Total USD Market Value	2,496,617.86	

The PNC Financial Services Group, Inc. BBVA USA is a Member FDIC and Equal Housing Lender.
BBVA is a registered trademark of BBVA, S.A. and is used under license



TOTALS

PRIOR MONTH ENDING BANK STATEMENT BALANCE \$7,254,526.13 173
 CLEARED DEPOSITS \$3,512,325.59 3
 CLEARED ADDITIONS \$100,639.84 383
 CLEARED CHECKS \$2,328,505.53-
 CLEARED DEDUCTIONS \$153,414.61- 5

CURRENT MONTH ENDING BANK STATEMENT BALANCE \$8,385,571.42

CURRENT MONTH ENDING BANK STATEMENT BALANCE \$8,385,571.42 8
 OUTSTANDING DEPOSITS \$41,323.01
 OUTSTANDING ADDITIONS \$.00
 OUTSTANDING CHECKS \$1,478,351.11- 571
 OUTSTANDING DEDUCTIONS \$.00

RECONCILED BOOK BALANCE \$6,948,543.32
 ENDING STATEMENT DATE 09/30/2021 CLERK: PB

C.D. INVESTMENTS

LANDMARK BANK

September 2021

<u>C.D.#</u>	<u>PURCHASE DATE</u>	<u>AMOUNT</u>	<u>MAT. DATE</u>
Library Liddell 2363	Jan 17, 2021	7,500.00	Jan 25, 2023
Library Liddell 2389	Jan 17, 2021	7,500.00	Jan 25, 2023
Library Rosenstein 5099	Dec 12, 2020	11,000.00	Dec 12, 2023
Library Rosenstein 8294	Mar 16, 2021	8,000.00	Mar 24, 2024

INT. EARNED MONTHLY:

2-Liddell CD's @ 1.00%
Rosenstein #5099 CD @ 1.00%
Rosenstein #8294 CD @ .60%

Interest is deposited into the Treasurer's Fund. The 4 Library's CDs' interest is deposited quarterly.

PROSPERITY BANK

GEN/14401708 Sept 17, 2019 250,000.00 Sept 17, 2021

THIS CD WAS CASHED OUT AS OF 9/17/2021

INT. EARNED MONTHLY:

Gen CD @ 1.85%

Interest accrues monthly and is deposited monthly with depository bank into the Treasurer's Fund.

C.D. INVESTMENTS

THE FIRST STATE BANK

September 2021

<u>C.D.#</u>	<u>PURCHASE DATE</u>	<u>AMOUNT</u>	<u>MAT. DATE</u>
GEN/6877	Dec17, 2020	250,000.00	Dec 17, 2022

INT. EARNED MONTHLY:

Gen CD @ .50% *
(* With a Bump-up feature)

Interest accrues monthly and is deposited monthly with depository bank into the Treasurer's Fund.

MUENSTER STATE BANK

GEN/2254	Sept 17, 2017	250,000.00	Sept 17, 2021
----------	---------------	------------	---------------

THIS CD WAS CASHED OUT AS OF 9/17/2021

INT. EARNED MONTHLY:

Gen CD @ 1.35%

Interest accrues monthly and is deposited monthly with depository bank into the Treasurer's Fund.

INVESTMENTS-TEXPOOL
PATTY BRENNAN, COOKE COUNTY TREASURER
SEPTEMBER 2021

ACCT NAME	BALANCE FORWARD	DEPOSITS	WITH- DRAWALS	CURRENT INTEREST	ENDING BALANCE
GENERAL	\$ 6,307,174.61	\$ -	\$ 1,000,000.00	\$ 143.44	\$ 5,307,318.05
R & B -1	\$ 651,275.88	\$ -	\$ 175,000.00	\$ 14.74	\$ 476,290.62
R & B -2	\$ 355,424.35	\$ 804.04	\$ 250,000.00	\$ 7.89	\$ 106,236.28
R & B -3	\$ 486,460.25	\$ -	\$ -	\$ 11.15	\$ 486,471.40
R & B -4	\$ 601,480.39	\$ -	\$ 250,000.00	\$ 13.52	\$ 351,493.91
FM & L	\$ 327,749.02	\$ -	\$ 100,000.00	\$ 7.39	\$ 227,756.41
STATE FUNDS	\$ 9,151.02	\$ 5,911.77	\$ -	\$ 0.35	\$ 15,063.14
TJPC	\$ 2,145.76	\$ -	\$ -	\$ -	\$ 2,145.76
DIST CLK PRESERVATION	\$ 610.23	\$ -	\$ -	\$ -	\$ 610.23
COUNTY/DIST TECH	\$ 1,609.89	\$ -	\$ -	\$ -	\$ 1,609.89
ADULT PROB	\$ 203,956.87	\$ -	\$ -	\$ 4.69	\$ 203,961.56
COURT REP	\$ 9,443.39	\$ -	\$ -	\$ 0.30	\$ 9,443.69
PERM IMP	\$ 1,107,349.85	\$ -	\$ -	\$ 25.38	\$ 1,107,375.23
LAW ENFORCEMENT ED	\$ 10,618.02	\$ -	\$ -	\$ 0.30	\$ 10,618.32
JP-CH SECURITY	\$ 5,330.04	\$ 10,569.56	\$ -	\$ 0.26	\$ 15,899.86
DIST CLK RECORDS MGMT	\$ 15,933.92	\$ -	\$ -	\$ 0.38	\$ 15,934.30
DIST CLK ARCHIVE	\$ 4,248.40	\$ -	\$ -	\$ -	\$ 4,248.40
LAW LIBRARY	\$ 117,109.54	\$ -	\$ -	\$ 2.74	\$ 117,112.28
JP TECH	\$ 27,889.62	\$ -	\$ -	\$ 0.68	\$ 27,890.30
C H SECURITY	\$ 103,117.17	\$ -	\$ -	\$ 2.38	\$ 103,119.55
REC MGMT	\$ 14,820.91	\$ 11,588.66	\$ -	\$ 0.56	\$ 26,410.13
REC PRESV	\$ 16.25	\$ -	\$ -	\$ -	\$ 16.25
LIBRARY	\$ 28,677.86	\$ 21,507.29	\$ -	\$ 0.98	\$ 50,186.13
ARCHIVE	\$ 57,819.01	\$ -	\$ -	\$ 1.36	\$ 57,820.37
DIST ATTY FORFEITURE	\$ 21,896.82	\$ 26,243.43	\$ -	\$ 0.84	\$ 48,141.09
SHERIFF FORFEITURE	\$ 45,644.75	\$ 20,951.15	\$ -	\$ 1.41	\$ 66,597.31
JAIL COMMISSARY	\$ 82,768.59	\$ 51,276.32	\$ -	\$ 2.63	\$ 134,047.54
2004 GO-REFUNDING	\$ 155,818.00	\$ -	\$ -	\$ 3.55	\$ 155,821.55
HOTEL/MOTEL TAX	\$ 189,388.58	\$ -	\$ -	\$ 4.35	\$ 189,392.93
AMERICAN RESCUE GRANT	\$ 1,000,048.75	\$ -	\$ -	\$ 22.90	\$ 1,000,071.65
TOTAL: TREAS FUND	\$ 11,944,977.74	\$ 148,852.22	\$ 1,775,000.00	\$ 274.17	\$ 10,319,104.13

YEAR - TO - DATE INTEREST	BAL FORWARD:	CURRENT INT.:	BALANCE:
	\$ 4,643.62	\$ 274.17	\$ 4,917.79

AVG. YEILD FOR SEPTEMBER 20 0.03% MKT VALUE/ SHAR| \$ 1.00

**INVESTMENTS-TEX STAR
PATTY BRENNAN, COOKE COUNTY TREASURER
SEPTEMBER 2021**

ACCT NAME	BALANCE FORWARD	DEPOSITS	WITH-DRAWALS	CURRENT INTEREST	ENDING BALANCE
GENERAL	\$ 4,088,405.53	\$ -	\$ -	\$ 33.61	\$ 4,088,439.14
R & B -1	\$ 455,175.00	\$ -	\$ -	\$ 3.66	\$ 455,178.66
R & B -2	\$ 804.04	\$ -	\$ 804.04	\$ -	\$ -
R & B -3	\$ 286,547.54	\$ -	\$ -	\$ 2.39	\$ 286,549.93
R & B -4	\$ 376,265.21	\$ -	\$ -	\$ 3.04	\$ 376,268.25
FM & L	\$ 335,555.58	\$ -	\$ 100,000.00	\$ 2.72	\$ 235,558.30
ADULT PROBATION	\$ 154,166.60	\$ -	\$ -	\$ 1.24	\$ 154,167.84
PERM IMP	\$ 772,350.23	\$ -	\$ -	\$ 6.31	\$ 772,356.54
CC LIBRARY	\$ 21,507.29	\$ -	\$ 21,507.29	\$ 0.06	\$ 0.06
JP- CH SECURITY	\$ 10,569.56	\$ -	\$ 10,569.56	\$ 0.01	\$ 0.01
COURTHOUSE SECURITY	\$ 83,296.82	\$ -	\$ -	\$ 0.64	\$ 83,297.46
RECORDS MANAGEMENT	\$ 11,588.66	\$ -	\$ 11,588.66	\$ 0.01	\$ 0.01
RECORDS PRESERVATION	\$ 18.65	\$ -	\$ -	\$ -	\$ 18.65
ARCHIVE FEES	\$ 66,743.93	\$ -	\$ -	\$ 0.56	\$ 66,744.49
2012 GO REFUNDING	\$ 162,099.44	\$ -	\$ -	\$ 1.26	\$ 162,100.70
STATE FEES	\$ 5,911.77	\$ -	\$ 5,911.77	\$ 0.01	\$ 0.01
DIST ATTY FORFEITURE	\$ 26,243.43	\$ -	\$ 26,243.43	\$ 0.07	\$ 0.07
SHERIFF FORFEITURE	\$ 20,951.15	\$ -	\$ 20,951.15	\$ 0.06	\$ 0.06
JAIL COMMISSARY	\$ 51,276.32	\$ -	\$ 51,276.32	\$ 0.12	\$ 0.12
HOTEL/MOTEL TAX	\$ 123,676.22	\$ -	\$ -	\$ 0.96	\$ 123,677.18
AMERICAN RESCUE GRANT	\$ 1,000,027.98	\$ -	\$ -	\$ 8.16	\$ 1,000,036.14
TOTAL: TREAS FUND	\$ 8,053,180.95	\$ -	\$ 248,852.22	\$ 64.89	\$ 7,804,393.62

YEAR - TO - DATE INTEREST	BAL FORWARD	CURRENT INT.	BALANCE
	\$ 3,392.48	\$ 64.89	\$ 3,457.37

AVG. YEILD FOR SEPT 2021 0.01% MKT VALUE / SHARE \$ 1.00

INVESTMENTS-LOGIC
PATTY BRENNAN, COOKE COUNTY TREASURER
SEPTEMBER 2021

ACCT NAME	BALANCE FORWARD	DEPOSITS	WITH-DRAWALS	CURRENT INTEREST	ENDING BALANCE
GENERAL	\$ 3,788,347.79	\$ -	\$ -	\$ 113.42	\$ 3,788,461.21
R & B -1	\$ 447,417.41	\$ -	\$ -	\$ 13.37	\$ 447,430.78
R & B -2	\$ 188,409.06	\$ -	\$ -	\$ 5.63	\$ 188,414.69
R & B -3	\$ 392,359.69	\$ -	\$ -	\$ 11.74	\$ 392,371.43
R & B -4	\$ 534,467.07	\$ -	\$ -	\$ 16.01	\$ 534,483.08
FM & L	\$ 131,190.21	\$ -	\$ -	\$ 3.93	\$ 131,194.14
ADULT PROBATION	\$ 159,085.70	\$ -	\$ -	\$ 4.77	\$ 159,090.47
PERM IMP	\$ 733,172.70	\$ -	\$ -	\$ 21.94	\$ 733,194.64
LAW LIBRARY	\$ 51,465.82	\$ -	\$ -	\$ 1.53	\$ 51,467.35
COURTHOUSE SECURITY	\$ 53,088.83	\$ -	\$ -	\$ 1.57	\$ 53,090.40
RECORDS MANAGEMENT	\$ 20,862.33	\$ -	\$ -	\$ 0.61	\$ 20,862.94
ARCHIVE FEES	\$ 26,453.62	\$ -	\$ -	\$ 0.82	\$ 26,454.44
DIST ATTY FORFEITURE	\$ 26,453.62	\$ -	\$ -	\$ 0.82	\$ 26,454.44
SHERIFF FOREITURE	\$ 26,453.62	\$ -	\$ -	\$ 0.82	\$ 26,454.44
2012 GO REFUNDING	\$ 60,211.88	\$ -	\$ -	\$ 1.81	\$ 60,213.69
AMERICAN RESCUE GRANT	\$ 1,000,146.70	\$ -	\$ -	\$ 29.94	\$ 1,000,176.64
TOTAL: TREAS FUND	\$ 7,639,586.05	\$ -	\$ -	\$ 228.73	\$ 7,639,814.78

YEAR - TO - DATE INTEREST	BAL FORWARD	CURRENT INT.	BALANCE
	\$ 7,219.76	\$ 228.73	\$ 7,448.49

AVG. YEILD FOR SEPT 2021 0.04% MKT VALU/SHARE \$ 1.00

DATE	FUND NAME	CHECKING ACCOUNT	CHECKING AMOUNT	TDOA ACCOUNT	TDOA AMOUNT	FUND TOTAL
2021 001	GENERAL	TREAS FUND	3,044,233.17	TEXPOOL LOGIC TEXSTAR STONE T-BILLS CERT DEPOS	5,307,318.05 3,788,461.21 4,088,439.14 1,999,342.00 1,248,000.00	19,475,793.57
2021 011	ROAD & BRIDGE 1	TREAS FUND	277,810.46	TEXPOOL LOGIC TEXSTAR STONE	476,290.62 447,430.78 455,178.66	1,656,710.52
2021 012	ROAD & BRIDGE 2	TREAS FUND	320,351.29	TEXPOOL LOGIC TEXSTAR	106,236.28 188,414.69	615,002.26
2021 013	ROAD & BRIDGE 3	TREAS FUND	812,948.15	TEXPOOL LOGIC TEXSTAR	486,471.40 392,371.43 286,549.93	1,978,340.91
2021 014	ROAD & BRIDGE 4	TREAS FUND	321,851.14	TEXPOOL LOGIC TEXSTAR	351,493.91 534,483.08 376,268.25	1,584,096.38
2021 019	FM & LATERAL	TREAS FUND	221,817.15	TEXPOOL LOGIC TEXSTAR	227,756.41 131,194.14 235,558.30	816,326.00
2022 020	TJPC	TREAS FUND	15,694.93-	TEXPOOL LOGIC TEXSTAR	2,145.76	13,549.17-
2022 021	JUVENILE PROB-ISP	TREAS FUND		TEXPOOL LOGIC TEXSTAR		
2021 022	JUVENILE PROBATION	TREAS FUND	45,853.95	TEXPOOL LOGIC		45,853.95
2021 023	JUVENILE PROB. IV-E	TREAS FUND	104.38	TEXPOOL LOGIC TEXSTAR		104.38
2021 024	JUVENILE DELINQUENCY PREVENTN	TREAS FUND	12,617.92	TEXPOOL LOGIC TEXSTAR		12,617.92
2022 028	ADULT PROBATION	TREAS FUND	66,021.21	TEXPOOL LOGIC TEXSTAR	203,961.56 159,090.47 154,167.84	583,241.08
2022 029	COMMUNITY CORRECTIONS	TREAS FUND	15,594.91	TEXPOOL LOGIC		15,594.91
2021 031	CONTRACT ELECTIONS	TREAS FUND	16,304.35	TEXPOOL LOGIC		16,304.35

FUND NAME	CHECKING ACCOUNT	CHECKING AMOUNT	TDOA ACCOUNT	TDOA AMOUNT	FUND TOTAL
2021 032 DISTRICT CLERK PRESERVATION	TREAS FUND	8,116.36-	TEXPOOL LOGIC TEXSTAR	610.23	7,506.13-
2021 033 COUNTY/DISTRICT TECHNOLOGY	FTREAS FUND	8,875.87	TEXPOOL LOGIC TEXSTAR	1,609.89	10,485.76
2021 034 COURT REPORTER	TREAS FUND	13,148.91	TEXPOOL LOGIC TEXSTAR	9,443.69	22,592.60
2021 035 PERMANENT IMPROVEMENT	TREAS FUND	139,508.84	TEXPOOL LOGIC TEXSTAR STONE	1,107,375.23 733,194.64 772,356.54	2,752,435.25
2021 037 LAW ENFORCEMENT ED	TREAS FUND	8,457.96	TEXPOOL LOGIC TEXSTAR	10,618.32	19,076.28
2021 038 JP TECH	TREAS FUND	18,191.45	TEXPOOL LOGIC TEXSTAR	27,890.30	46,081.75
2021 040 LAW LIBRARY	TREAS FUND	23,581.24	TEXPOOL LOGIC TEXSTAR	117,112.28 51,467.35	192,160.87
2021 041 CC LIBRARY FUND	TREAS FUND	30,606.19	TEXPOOL LOGIC TEXSTAR	50,186.13	80,792.38
2021 042 CC HISTORICAL COMM.	TREAS FUND	2,506.38	TEXPOOL LOGIC TEXSTAR	5,330.30	2,506.38
2021 043 JP COURTHOUSE SECURITY	TREAS FUND	34,966.05	TEXPOOL LOGIC TEXSTAR	.01	40,296.36
2021 044 COURTHOUSE SECURITY	TREAS FUND	28,996.29	TEXPOOL LOGIC TEXSTAR	113,689.11 53,090.40 83,297.46	279,073.26
2021 046 CHAPTER 19	TREAS FUND	2.19-	TEXPOOL		2.19-
2021 047 CC RECORDS MANAGEMENT	TREAS FUND	2,546.06	TEXPOOL		2,546.06
2021 048 COUNTY RECORDS MANAGEMENT	TREAS FUND	853.29-	TEXPOOL LOGIC TEXSTAR	26,410.13 20,862.94 .01	46,419.79
2021 049 CC RECORDS PRESERVATION	TREAS FUND	22,420.62-	TEXPOOL LOGIC TEXSTAR	16.25	22,385.72-

FUND NAME	CHECKING ACCOUNT	CHECKING AMOUNT	TDOA ACCOUNT	TDOA AMOUNT	FUND TOTAL
2021 050 DIST CLERK RECORDS MANAGEMENT	TREAS FUND	11,330.54	TEXPOOL LOGIC TEXSTAR	15,934.17	27,264.71
2021 051 DISTRICT CLERK ARCHIVE	TREAS FUND	26,165.28	TEXPOOL LOGIC TEXSTAR	4,248.53	30,413.81
2021 052 COUNTY CLERK ARCHIVE FEE	TREAS FUND	52,358.26	TEXPOOL LOGIC TEXSTAR	57,820.37 26,454.44 66,744.49	203,377.56
2021 053 CA CHECK COLLECTING	TREAS FUND	1,224.59	TEXPOOL LOGIC TEXSTAR		1,224.59
2021 054 DA CHECK COLLECTING	TREAS FUND	300.34	TEXPOOL LOGIC TEXSTAR		300.34
2021 056 DISTRICT ATTY FORFEITURE	TREAS FUND	17,521.32	TEXPOOL LOGIC TEXSTAR	48,141.09 26,454.44 .07	92,116.92
2021 057 D A SEIZURE FUND	TREAS	88,641.70	TEXPOOL LOGIC TEXSTAR		88,641.70
2021 058 SHERIFF FORFEITURE	TREAS FUND	20,822.30	TEXPOOL LOGIC TEXSTAR	66,597.31 26,454.44 .06	113,874.11
2021 059 JAIL COMMISSARY	TREAS FUND	106,118.24	TEXPOOL LOGIC TEXSTAR	134,047.54 .12	240,165.90
2021 061 2004 GO REFUNDING DEBT SERVIT	TREAS FUND	147,546.82	TEXPOOL LOGIC TEXSTAR	155,821.55 60,213.69 162,100.70	525,682.76
2021 088 STATE FEES	TREAS FUND	93,144.90	TEXPOOL LOGIC TEXSTAR	15,063.14 .01	108,208.05
2021 090 OFFICER'S TRUST	TREAS FUND		TEXPOOL		
2021 091 LIBRARY TRUST - LIDDELL	TREAS FUND	1,093.42	CERT DEPOS	15,000.00	16,093.42
2021 092 LIBRARY TRUST - ROSENSTEIN	TREAS FUND	23.54	CERT DEPOS	19,000.00	18,976.46
2021 098 PAYROLL CLEARING	PAYROLL	1,833,915.53	TEXPOOL		1,833,915.53
2021 100 CHILD ABUSE PREVENTION FUND	TREAS FUND	484.44	TEXPOOL		484.44
2021 101 PRETRIAL DIVERSION	TREAS FUND	13,720.03	TEXPOOL		13,720.03
2021 102 HOTEL OCCUPANCY TAX FUND	TREAS FUND	148,258.91	TEXPOOL LOGIC TEXSTAR	189,392.93 123,677.18	461,329.02

DATE 10/12/2021 TIME 16:04

COMBINED STATEMENT OF CASH POSITION FOR SEPTEMBER

GEL102 PAGE 4

FUND NAME	CHECKING ACCOUNT	CHECKING AMOUNT	TDOA ACCOUNT	TDOA AMOUNT	FUND TOTAL
2021 103 HAVA GRANT FUND			TEXPOOL LOGIC TEXSTAR		
2021 104 AMERICAN RESCUE PROG GRANT	TREAS FUND	1,015,853.68	TEXPOOL LOGIC TEXSTAR	1,000,071.65 1,000,176.64 1,000,036.14	4,016,138.11
TOTAL		8,998,282.69		29,044,654.53	38,042,937.22

CHECK ACCOUNT

ACCOUNT BALANCE - TREAS FUND	7,075,725.46
ACCOUNT BALANCE - TREAS	88,641.70
ACCOUNT BALANCE - PAYROLL	1,833,915.53
TOTAL	<u>8,998,282.69</u>

CHECK

TOTAL 8,998,282.69

TDOA ACCOUNT

TDOA

ACCOUNT BALANCE - TEXPOOL	10,319,104.13
ACCOUNT BALANCE - LOGIC	7,639,814.78
ACCOUNT BALANCE - TEXSTAR	7,804,393.62
ACCOUNT BALANCE - T-BILLS	1,999,342.00
ACCOUNT BALANCE - CERT DEPOS	1,282,000.00
TOTAL	<u>29,044,654.53</u>

TOTAL 29,044,654.53

ACCOUNT NAME	BEGINNING CASH BALANCE	CASH RECEIPTS	CASH DISBURSEMENTS	ENDING CASH BALANCE
2021 001 GENERAL	2,964,117.95	2,373,855.32	2,293,740.10	3,044,233.17
CASH - GENERAL FUND	2,144.00	.00	.00	2,144.00
CASH ON HAND	6,307,174.61	143.44	1,000,000.00	5,307,318.05
CASH INVESTED - TEXPOOL	3,788,347.79	113.42	.00	3,788,461.21
CASH INVESTED - LOGIC	4,088,405.53	33.61	.00	4,088,439.14
CASH INVESTED - TEXSTAR	.00	.00	.00	.00
CASH INVESTED - STONE CASTLE	1,999,342.00	.00	.00	1,999,342.00
T-BILLS - INVESTMENTS	1,248,000.00	.00	.00	1,248,000.00
CASH INVESTMENT-CD	20,397,531.88	2,374,145.79	3,293,740.10	19,477,937.57
FUND TOTALS	1,867,618.71	193,123.34	404,031.53	1,656,710.52
2021 011 ROAD & BRIDGE 1	313,750.42	193,091.57	229,031.53	277,810.46
CASH - ROAD & BRIDGE # 1	651,275.88	14.74	175,000.00	476,290.62
CASH INVESTED - TEXPOOL	447,417.41	13.37	.00	447,430.78
CASH INVESTED - LOGIC	455,175.00	3.66	.00	455,178.66
CASH INVESTED - TEXSTAR	.00	.00	.00	.00
STONE CASTLE	.00	.00	.00	.00
T-BILL INVESTMENTS	.00	.00	.00	.00
FUND TOTALS	1,867,618.71	193,123.34	404,031.53	1,656,710.52
2021 012 ROAD & BRIDGE 2	213,359.72	268,777.10	161,785.53	320,351.29
CASH - ROAD & BRIDGE # 2	355,424.35	811.93	250,000.00	106,236.28
CASH INVESTED - TEXPOOL	188,409.06	5.63	.00	188,414.69
CASH INVESTED - LOGIC	804.04	.00	804.04	.00
CASH INVESTED - TEXSTAR	.00	.00	.00	.00
T-BILL INVESTMENTS	.00	.00	.00	.00
FUND TOTALS	757,997.17	269,594.66	412,589.57	615,002.26
2021 013 ROAD & BRIDGE 3	984,958.23	20,003.91	192,013.99	812,948.15
CASH - ROAD & BRIDGE # 3	486,460.25	11.15	.00	486,471.40
CASH INVESTED - TEXPOOL	392,359.69	11.74	.00	392,371.43
CASH INVESTED - LOGIC	286,547.54	2.39	.00	286,549.93
CASH INVESTED - TEXSTAR	.00	.00	.00	.00
T-BILL INVESTMENTS	.00	.00	.00	.00
FUND TOTALS	2,150,325.71	20,029.19	192,013.99	1,978,340.91
2021 014 ROAD & BRIDGE 4	349,412.31	268,205.52	295,766.69	321,851.14
CASH - ROAD & BRIDGE # 4	601,480.39	13.52	250,000.00	351,493.91
CASH INVESTED - TEXPOOL	534,467.07	16.01	.00	534,483.08
CASH INVESTED - LOGIC	376,265.21	3.04	.00	376,268.25
CASH INVESTED - TEXSTAR	.00	.00	.00	.00
T-BILL INVESTMENTS	.00	.00	.00	.00
FUND TOTALS	1,861,624.98	268,238.09	545,766.69	1,584,096.38
2021 019 FM & LATERAL	21,794.59	200,045.65	23.09	221,817.15
CASH - F M & LATERAL	327,749.02	7.39	100,000.00	227,756.41
CASH INVESTED - LOGIC	131,190.21	3.93	.00	131,194.14
CASH INVESTED - TEXSTAR	335,555.58	2.72	100,000.00	235,558.30
T-BILL INVESTMENT	.00	.00	.00	.00
FUND TOTALS	816,289.40	200,059.69	200,023.09	816,326.00
2022 020 TUPC	17,095.99	.00	32,790.92	15,694.93
CASH - T.U.P.C.	2,145.76	.00	.00	2,145.76
CASH INVESTED	.00	.00	.00	.00
CASH INVESTED - LOGIC	.00	.00	.00	.00

ACCOUNT NAME	BEGINNING CASH BALANCE	CASH RECEIPTS	CASH DISBURSEMENTS	ENDING CASH BALANCE
2022 021 JUVENILE PROB-ISP				
CASH - JUVENILE PROBATION INVESTMENTS	.00	.00	.00	.00
CASH INVESTED - LOGIC	.00	.00	.00	.00
CASH INVESTED - TEXSTAR	.00	.00	.00	.00
FUND TOTALS	.00	.00	.00	.00
2021 022 JUVENILE PROBATION				
CASH - JUV. PROB. DIV INVESTMENTS	45,718.39	135.56	.00	45,853.95
FUND TOTALS	45,718.39	135.56	.00	45,853.95
2021 023 JUVENILE PROB. IV-E				
CASH - IV-E	104.21	.17	.00	104.38
CASH INVESTED	.00	.00	.00	.00
CASH INVESTED - LOGIC	.00	.00	.00	.00
CASH INVESTED - TEXSTAR	.00	.00	.00	.00
FUND TOTALS	104.21	.17	.00	104.38
2021 024 JUVENILE DELINQUENCY PREVENTN				
CASH - JUVENILE DELINQUENCY PR INVESTMENTS	12,596.87	21.05	.00	12,617.92
CASH INVESTED - LOGIC	.00	.00	.00	.00
CASH INVESTED - TEXSTAR	.00	.00	.00	.00
FUND TOTALS	12,596.87	21.05	.00	12,617.92
2022 028 ADULT PROBATION				
CASH - ADULT PROBATION CASH ON HAND	44,119.89	57,651.91	35,750.59	66,021.21
CASH INVESTED - TERPOOL	75.00	.00	.00	75.00
CASH INVESTED - LOGIC	203,956.87	4.69	.00	203,961.56
CASH INVESTED - TEXSTAR	159,085.70	4.77	.00	159,090.47
FUND TOTALS	561,404.06	57,662.61	35,750.59	583,316.08
2022 029 COMMUNITY CORRECTIONS				
CASH - COMMUNITY CORRECTI INVESTMENTS	4,718.03	16,245.00	5,368.12	15,594.91
CASH INVESTED - LOGIC	.00	.00	.00	.00
FUND TOTALS	4,718.03	16,245.00	5,368.12	15,594.91
2021 031 CONTRACT ELECTIONS				
CASH - CONTRACT ELECTIONS	16,277.15	27.20	.00	16,304.35
CASH INVESTED - TERPOOL	.00	.00	.00	.00
CASH INVESTED - LOGIC	.00	.00	.00	.00
FUND TOTALS	16,277.15	27.20	.00	16,304.35
2021 032 DISTRICT CLERK PRESERVATION				
CASH - DISTRICT CLERK PRESERVATI INVESTMENTS	7,380.33	587.00	1,323.03	8,116.36
CASH INVESTED - LOGIC	610.23	.00	.00	610.23
CASH INVESTED - TEXSTAR	.00	.00	.00	.00
FUND TOTALS	6,770.10	587.00	1,323.03	7,506.13
2021 033 COUNTY/DISTRICT TECHNOLOGY FUN				
CASH - COUNTY/DISTRICT TECH	8,773.09	102.78	.00	8,875.87

ACCOUNT NAME	BEGINNING CASH BALANCE	CASH RECEIPTS	CASH DISBURSEMENTS	ENDING CASH BALANCE
INVESTMENTS	1,609.89	.00	.00	1,609.89
CASH INVESTED - LOGIC	.00	.00	.00	.00
CASH INVESTED - TEXSTAR	.00	.00	.00	.00
FUND TOTALS	10,382.98	102.78	.00	10,485.76

ACCOUNT NAME	BEGINNING CASH BALANCE	CASH RECEIPTS	CASH DISBURSEMENTS	ENDING CASH BALANCE
INVESTMENTS	13,532.42	1,036.15	1,419.66	13,148.91
CASH INVESTED - LOGIC	9,443.39	.30	.00	9,443.69
CASH INVESTED - TEXSTAR	.00	.00	.00	.00
FUND TOTALS	22,975.81	1,036.45	1,419.66	22,592.60

ACCOUNT NAME	BEGINNING CASH BALANCE	CASH RECEIPTS	CASH DISBURSEMENTS	ENDING CASH BALANCE
INVESTMENTS	137,831.49	1,677.35	.00	139,508.84
CASH INVESTED - TEXPOOL	1,107,349.85	25.38	.00	1,107,375.23
CASH INVESTED - LOGIC	733,172.70	21.94	.00	733,194.64
CASH INVESTED - TEXSTAR	772,350.23	6.31	.00	772,356.54
STONE CASTLE T-BILL INVESTMENTS	.00	.00	.00	.00
FUND TOTALS	2,750,704.27	1,730.98	.00	2,752,435.25

ACCOUNT NAME	BEGINNING CASH BALANCE	CASH RECEIPTS	CASH DISBURSEMENTS	ENDING CASH BALANCE
INVESTMENTS	10,932.72	16.32	2,491.08	8,457.96
CASH INVESTED - LOGIC	10,618.02	.30	.00	10,618.32
CASH INVESTED - TEXSTAR	.00	.00	.00	.00
FUND TOTALS	21,550.74	16.62	2,491.08	19,076.28

ACCOUNT NAME	BEGINNING CASH BALANCE	CASH RECEIPTS	CASH DISBURSEMENTS	ENDING CASH BALANCE
INVESTMENTS	19,526.54	126.66	1,461.75	18,191.45
CASH INVESTED - LOGIC	27,889.62	.68	.00	27,890.30
CASH INVESTED - TEXSTAR	.00	.00	.00	.00
FUND TOTALS	47,416.16	127.34	1,461.75	46,081.75

ACCOUNT NAME	BEGINNING CASH BALANCE	CASH RECEIPTS	CASH DISBURSEMENTS	ENDING CASH BALANCE
INVESTMENTS	22,752.67	1,842.87	1,014.30	23,581.24
CASH INVESTED - LOGIC	117,109.54	2.74	.00	117,112.28
CASH INVESTED - TEXSTAR	51,465.82	1.53	.00	51,467.35
FUND TOTALS	191,328.03	1,847.14	1,014.30	192,160.87

ACCOUNT NAME	BEGINNING CASH BALANCE	CASH RECEIPTS	CASH DISBURSEMENTS	ENDING CASH BALANCE
INVESTMENTS	31,250.97	22,885.29	23,530.07	30,606.19
CASH INVESTED - LOGIC	28,677.86	21,508.27	.00	50,186.13
CASH INVESTED - TEXSTAR	.00	.00	.00	.00
T-BILL INVESTMENTS	21,507.29	.06	21,507.29	.06
FUND TOTALS	81,436.12	44,393.62	45,037.36	80,792.38

ACCOUNT NAME	BEGINNING CASH BALANCE	CASH RECEIPTS	CASH DISBURSEMENTS	ENDING CASH BALANCE
INVESTMENTS	2,502.21	4.17	.00	2,506.38
CASH INVESTED - LOGIC	2,502.21	4.17	.00	2,506.38
FUND TOTALS	2,502.21	4.17	.00	2,506.38

ACCOUNT NAME	BEGINNING CASH BALANCE	CASH RECEIPTS	CASH DISBURSEMENTS	ENDING CASH BALANCE
INVESTMENTS	24,330.84	10,635.21	.00	34,966.05
CASH INVESTED - LOGIC	5,330.04	.26	.00	5,330.30
FUND TOTALS	24,330.84	10,635.21	.00	34,966.05

ACCOUNT NAME	BEGINNING	CASH RECEIPTS	CASH DISBURSEMENTS	ENDING
	CASH BALANCE			CASH BALANCE
2021 044 COURTHOUSE SECURITY				
CASH INVESTED - LOGIC	47,706.74	1,851.45	20,561.90-	28,996.29
CASH INVESTED - LOGIC	103,117.17	10,571.94	.00	113,689.11
CASH INVESTED - LOGIC	53,088.83	1.57	.00	53,090.40
CASH INVESTED - TEXSTAR	83,296.82	.64	.00	83,297.46
FUND TOTALS	287,209.56	12,425.60	20,561.90-	279,073.26
2021 046 CHAPTER 19				
CASH - CHAPTER 19	348.69-	346.50	.00	2.19-
INVESTMENTS	.00	.00	.00	.00
FUND TOTALS	348.69-	346.50	.00	2.19-
2021 047 CC RECORDS MANAGEMENT				
CASH - CC RECORDS MANAGEMENT	2,538.76	7.30	.00	2,546.06
INVESTMENTS - TEXPOOL	.00	.00	.00	.00
FUND TOTALS	2,538.76	7.30	.00	2,546.06
2021 048 COUNTY RECORDS MANAGEMENT				
CASH - RECORDS MANAGEMENT	1,668.60	12,829.73	15,351.62-	853.29-
CASH INVESTED - TEXPOOL	14,820.91	11,589.22	.00	26,410.13
CASH INVESTED - LOGIC	20,862.33	.61	.00	20,862.94
CASH INVESTED - TEXSTAR	11,588.66	.01	11,588.66-	.01
FUND TOTALS	48,940.50	24,419.57	26,940.28-	46,419.79
2021 049 CC RECORDS PRESERVATION				
CASH - RECORDS PRESERVATION	34,276.62-	11,856.00	.00	22,420.62-
CASH INVESTED - TEXPOOL	16.25	.00	.00	16.25
CASH INVESTED - LOGIC	.00	.00	.00	.00
CASH INVESTED - TEXSTAR	18.65	.00	.00	18.65
FUND TOTALS	34,241.72-	11,856.00	.00	22,385.72-
2021 050 DIST CLERK RECORDS MANAGEMENT				
CASH - D C RECORDS MANAGEMENT	10,879.83	450.71	.00	11,330.54
CASH INVESTED	15,933.79	.38	.00	15,934.17
CASH INVESTED - LOGIC	.00	.00	.00	.00
CASH INVESTED - TEXSTAR	.00	.00	.00	.00
FUND TOTALS	26,813.62	451.09	.00	27,264.71
2021 051 DISTRICT CLERK ARCHIVE				
DISTRICT CLERK ARCHIVE	25,658.37	506.91	.00	26,165.28
INVESTMENTS	4,248.53	.00	.00	4,248.53
CASH INVESTED - LOGIC	.00	.00	.00	.00
CASH INVESTED - TEXSTAR	.00	.00	.00	.00
FUND TOTALS	29,906.90	506.91	.00	30,413.81
2021 052 COUNTY CLERK ARCHIVE FEE				
CASH - RECORDS ARCHIVE	54,434.73	11,163.53	13,240.00-	52,358.26
INVESTMENTS	57,819.01	1.36	.00	57,820.37
CASH INVESTED - LOGIC	26,453.62	.82	.00	26,454.44
CASH INVESTED - TEXSTAR	66,743.93	.56	.00	66,744.49
FUND TOTALS	205,451.29	11,166.27	13,240.00-	203,377.56
2021 053 CA CHECK COLLECTING				
CASH - CHECK COLLECTING &	1,301.39	30.00	106.80-	1,224.59

ACCOUNT NAME	BEGINNING CASH BALANCE	CASH RECEIPTS	CASH DISBURSEMENTS	ENDING CASH BALANCE
CASH INVESTED	.00	.00	.00	.00
CASH INVESTED - LOGIC	.00	.00	.00	.00
CASH INVESTED - TEXSTAR	.00	.00	.00	.00
FUND TOTALS	1,301.39	30.00	106.80	1,224.59

2021 054 DA CHECK COLLECTING				
CASH - DA CHECK COLLECTING	300.34	.00	.00	300.34
CASH INVESTED	.00	.00	.00	.00
FUND TOTALS	300.34	.00	.00	300.34

2021 056 DISTRICT ATTY FORFEITURE				
CASH - D.A. FORFEITURE FU	21,154.61	26,279.18	29,912.47	17,521.32
CASH INVESTED - TEXPOOL	21,896.82	26,244.27	.00	48,141.09
CASH INVESTED - LOGIC	26,453.62	.82	.00	26,454.44
CASH INVESTED - TEXSTAR	26,243.43	.07	26,243.43	.07
FUND TOTALS	95,748.48	52,524.34	56,155.90	92,116.92

2021 057 D A SEIZURE FUND				
CASH - DA SEIZURE	104,219.10	673.00	16,250.40	88,641.70
INVESTMENTS	.00	.00	.00	.00
FUND TOTALS	104,219.10	673.00	16,250.40	88,641.70

2021 058 SHERIFF FORFEITURE				
CASH - SHERIFF FORFEITURE	21,144.58	20,988.06	21,310.34	20,822.30
INVESTMENTS	45,644.75	20,952.56	.00	66,597.31
CASH INVESTED - LOGIC	26,453.62	.82	.00	26,454.44
CASH INVESTED - TEXSTAR	20,951.15	.06	20,951.15	.06
FUND TOTALS	114,194.10	41,941.50	42,261.49	113,874.11

2021 059 JAIL COMMISSARY				
CASH - JAIL COMMISSARY	50,150.45	56,356.30	388.51	106,118.24
CASH INVESTED - TEXPOOL	82,768.59	51,278.95	.00	134,047.54
CASH INVESTED - LOGIC	51,276.32	.00	51,276.32	.00
CASH INVESTED - TEXSTAR	184,195.36	107,635.37	51,664.83	240,165.90
FUND TOTALS				

2021 061 GO REFUNDING DEBT SERVICE				
CASH - 2004 GO REFUNDING D/S	145,460.32	2,086.50	.00	147,546.82
CASH INVESTED - TEXPOOL	155,818.00	3.55	.00	155,821.55
CASH INVESTED - LOGIC	60,211.88	1.81	.00	60,213.69
CASH INVESTED - TEXSTAR	162,099.44	1.26	.00	162,100.70
T-BILL INVESTMENTS	.00	.00	.00	.00
FUND TOTALS	523,589.64	2,093.12	.00	525,682.76

2021 088 STATE FEES				
CASH - STATE FEES	52,839.12	46,277.91	5,972.13	93,144.90
CASH INVESTED	9,151.02	5,912.12	.00	15,063.14
CASH INVESTED - LOGIC	.00	.00	.00	.00
CASH INVESTED - TEXSTAR	5,911.77	.01	5,911.77	.01
FUND TOTALS	67,901.91	52,190.04	11,883.90	108,208.05

2021 090 OFFICER'S TRUST				
CASH-OFFICERS TRUST	.00	.00	.00	.00
CASH INVESTED	.00	.00	.00	.00
CASH INVESTED - LOGIC	.00	.00	.00	.00
FUND TOTALS	.00	.00	.00	.00

2021 091 LIBRARY TRUST - LIDDELL				
CASH-LIBRARY TRUST/LIDDELL	1,091.63	1.79	.00	1,093.42

ACCOUNT NAME	BEGINNING CASH BALANCE	CASH RECEIPTS	CASH DISBURSEMENTS	ENDING CASH BALANCE
2021 092 LIBRARY TRUST - ROSENSTEIN				
CD INVESTMENT	15,000.00	.00	.00	15,000.00
FUND TOTALS	16,091.63	1.79	.00	16,093.42
2021 098 PAYROLL CLEARING				
CASH - LIBRARY TRUST/ROSENSTEIN	63.36-	39.82	.00	23.54-
CD INVESTMENT	19,000.00	.00	.00	19,000.00
FUND TOTALS	18,936.64	39.82	.00	18,976.46
2021 100 CHILD ABUSE PREVENTION FUND				
CASH - CHILD ABUSE PREVENTION	483.64	.80	.00	484.44
FUND TOTALS	483.64	.80	.00	484.44
2021 101 PRETRIAL DIVERSION				
CASH - PRETRIAL DIVERSION	13,720.03	.00	.00	13,720.03
CASH INVESTED - LOGIC	.00	.00	.00	.00
FUND TOTALS	13,720.03	.00	.00	13,720.03
2021 102 HOTEL OCCUPANCY TAX FUND				
CASH - HOTEL OCCUPANCY TAX	120,963.95	27,294.96	.00	148,258.91
CASH INVESTED - TEXPOOL	189,388.58	4.35	.00	189,392.93
CASH INVESTED - LOGIC	.00	.00	.00	.00
CASH INVESTED - TEXTSTAR	123,676.22	.96	.00	123,677.18
FUND TOTALS	434,028.75	27,300.27	.00	461,329.02
2021 103 HAVA GRANT FUND				
CASH - HAVA GRANT FUND	622.55	.00	.00	622.55
CASH INVESTED - TEXPOOL	.00	.00	.00	.00
CASH INVESTED - LOGIC	.00	.00	.00	.00
CASH INVESTED - TEXTSTAR	.00	.00	.00	.00
FUND TOTALS	622.55	.00	.00	622.55
2021 104 AMERICAN RESCUE PROG GRANT				
CASH - AMERICAN RESCUE PROG GR	1,014,158.71	1,694.97	.00	1,015,853.68
CASH INVESTED - TEXPOOL	1,000,048.75	22.90	.00	1,000,071.65
CASH INVESTED - LOGIC	1,000,146.70	29.94	.00	1,000,176.64
CASH INVESTED - TEXTSTAR	1,000,027.98	8.16	.00	1,000,036.14
FUND TOTALS	4,014,382.14	1,755.97	.00	4,016,138.11
GRAND TOTALS	38,471,212.52	4,999,023.09	5,424,456.84-	38,045,778.77