



MONTHLY REPORT

MARCH 2021

PATTY BRENNAN

COOKE COUNTY TREASURER


FINANCIAL REPORTS

March 2021

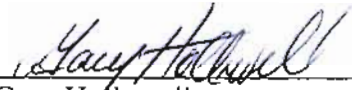
In accordance with Local Government Code 114.026, this affidavit states the current cash and reports in the custody of the county treasurer as of this date of March 31, 2021.



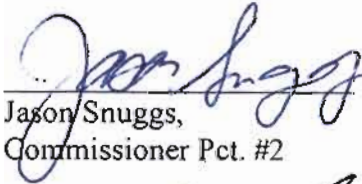
Steve Starnes,
Cooke County Judge



Pam Harrison,
Cooke County Clerk



Gary Hollowell,
Commissioner Pct. #1



Jason Snuggs,
Commissioner Pct. #2



Adam Arendt,
Commission Pct. #3



Leon Klement,
Commissioner Pct. #4

FILED FOR RECORD

21 APR 26 PM 1:47

PAM HARRISON
COUNTY CLERK, COOKE CO. TX

BY PA DEPUTY

AFFIDAVIT

STATE OF TEXAS

COUNTY OF COOKE

The members of the Commissioners' Court of Cooke County, Texas, state as follows:

The requirement of Subsection (C) of the Texas Local Government Code, §114.026 have been met for the term of March 2021. The amount of cash and other assets in the custody of the County Treasurer at the time of examination are:

Cash (includes on hand, money market accounts, and short term investments) \$ 39,302,359.47

Other Assets (long term investments) \$ 0.00

Sworn to and subscribed this 26th day of April 2021.



Steve Starnes, Cooke County Judge




Gary Hollowell, Commissioner, Pct 1



Jason Snuggs, Commissioner, Pct 2



Adam Arendt, Commissioner, Pct 3



Leon Klement, Commissioner, Pct 4

ATTEST:



Pam Harrison, County Clerk

FILED FOR RECORD

21 APR 26 PM 1:47

PAM HARRISON
COUNTY CLERK, COOKE CO. TX

BY PK DEPUTY

TOTALS

PRIOR MONTH ENDING BANK STATEMENT BALANCE \$7,084,317.76 214
 CLEARED DEPOSITS \$1,446,012.36 5
 CLEARED ADDITIONS \$589,210.92 473
 CLEARED CHECKS \$2,245,855.38-
 CLEARED DEDUCTIONS \$4,046.78- 2

CURRENT MONTH ENDING BANK STATEMENT BALANCE \$6,869,638.88

CURRENT MONTH ENDING BANK STATEMENT BALANCE \$6,869,638.88
 OUTSTANDING DEPOSITS \$.00
 OUTSTANDING ADDITIONS \$.00
 OUTSTANDING CHECKS \$331,114.97- 281
 OUTSTANDING DEDUCTIONS \$.00

RECONCILED BOOK BALANCE \$6,538,523.91

ENDING STATEMENT DATE 03/31/2021 CLERK: PB

C.D. INVESTMENTS

LANDMARK BANK

March 2021

<u>C.D.#</u>	<u>PURCHASE DATE</u>	<u>AMOUNT</u>	<u>MAT. DATE</u>
Library Liddell 2363	Jan 17, 2021	7,500.00	Jan 25, 2023
Library Liddell 2389	Jan 17, 2021	7,500.00	Jan 25, 2023
Library Rosenstein 5099	Dec 12, 2020	11,000.00	Dec 12, 2023
Library Rosenstein 5198	Dec 16, 2017	8,000.00	Mar 16, 2021
Library Rosenstein 8294	Mar 16, 2021	8,000.00	Mar 24, 2024

INT. EARNED MONTHLY:

2-Liddell CD's @ 1.00%
Rosenstein #5099 CD @ 1.00%
Rosenstein #5198 CD @ 1.05% (Through March 16, 2021)
Rosenstein #8294 CD @ .60%

Interest is deposited into the Treasurer's Fund. The 4 Library's CDs' interest is deposited quarterly.

PROSPERITY BANK

GEN/14401708 Sept 17, 2019 250,000.00 Sept 17, 2021

INT. EARNED MONTHLY:

Gen CD @ 1.85%

Interest accrues monthly and is deposited monthly with depository bank into the Treasurer's Fund.

C.D. INVESTMENTS

THE FIRST STATE BANK

March 2021

<u>C.D.#</u>	<u>PURCHASE DATE</u>	<u>AMOUNT</u>	<u>MAT. DATE</u>
GEN/6877	Dec17, 2020	250,000.00	Dec 17, 2022

INT. EARNED MONTHLY:

Gen CD @ .50% *
(* With a Bump-up feature)

Interest accrues monthly and is deposited monthly with depository bank into the Treasurer's Fund.

MUENSTER STATE BANK

GEN/2254	Sept 17, 2017	250,000.00	Sept 17, 2021
----------	---------------	------------	---------------

INT. EARNED MONTHLY:

Gen CD @ 1.35%

Interest accrues monthly and is deposited monthly with depository bank into the Treasurer's Fund.

COOKE COUNTY
16960003

Custody Holdings for Currency USD

As of 03/31/2021
Page 1

Security Receipt	Trade Date Settlement Date	Cost Basis	Par/Shares Original Face	Description Rate, Maturity	Principal Cost Market Value	Date Priced
9127965G0	12/23/2020	N/A	1,000,000.00	UNITED STATES TREAS BILLS	999,342.00	
343014023	12/24/2020		00	DI, 12/02/2021	999,716.00	03/31/2021
Total USD Par			1,000,000.00	Total USD Cost	999,342.00	
Total USD Original Face			1,000,000.00	Total USD Market Value	999,716.00	

BBVA USA, Member FDIC
BBVA USA, Member FDIC



INVESTMENTS-TEXPOOL
PATTY BRENNAN, COOKE COUNTY TREASURER
MARCH 2021

ACCT NAME	BALANCE FORWARD	DEPOSITS	WITH- DRAWALS	CURRENT INTEREST	ENDING BALANCE
GENERAL	\$ 6,306,661.97	\$ -	\$ -	\$ 100.32	\$ 6,306,762.29
R & B -1	\$ 651,222.97	\$ -	\$ -	\$ 10.38	\$ 651,233.35
R & B -2	\$ 355,395.37	\$ -	\$ -	\$ 5.64	\$ 355,401.01
R & B -3	\$ 486,420.95	\$ -	\$ -	\$ 7.74	\$ 486,428.69
R & B -4	\$ 601,431.41	\$ -	\$ -	\$ 9.56	\$ 601,440.97
FM & L	\$ 327,722.52	\$ -	\$ -	\$ 5.20	\$ 327,727.72
STATE FUNDS	\$ 9,150.56	\$ -	\$ -	\$ 0.11	\$ 9,150.67
TJPC	\$ 2,145.76	\$ -	\$ -	\$ -	\$ 2,145.76
DIST CLK PRESERVATION	\$ 610.23	\$ -	\$ -	\$ -	\$ 610.23
COUNTY/DIST TECH	\$ 1,609.89	\$ -	\$ -	\$ -	\$ 1,609.89
ADULT PROB	\$ 203,940.13	\$ -	\$ -	\$ 3.27	\$ 203,943.40
COURT REP	\$ 9,442.77	\$ -	\$ -	\$ 0.11	\$ 9,442.88
PERM IMP	\$ 1,107,259.75	\$ -	\$ -	\$ 17.60	\$ 1,107,277.35
LAW ENFORCEMENT ED	\$ 10,617.23	\$ -	\$ -	\$ 0.14	\$ 10,617.37
JP-CH SECURITY	\$ 5,330.04	\$ -	\$ -	\$ -	\$ 5,330.04
DIST CLK RECORDS MGMT	\$ 15,932.72	\$ -	\$ -	\$ 0.31	\$ 15,933.03
DIST CLK ARCHIVE	\$ 4,248.40	\$ -	\$ -	\$ -	\$ 4,248.40
COUNTY ATTY CHECK COLLECT	\$ 1,210.20	\$ -	\$ -	\$ -	\$ 1,210.20
LAW LIBRARY	\$ 117,100.21	\$ -	\$ -	\$ 1.91	\$ 117,102.12
JP TECH	\$ 27,887.23	\$ -	\$ -	\$ 0.43	\$ 27,887.66
C H SECURITY	\$ 103,108.70	\$ -	\$ -	\$ 1.60	\$ 103,110.30
REC MGMT	\$ 14,819.72	\$ -	\$ -	\$ 0.31	\$ 14,820.03
REC PRESV	\$ 55,013.48	\$ -	\$ -	\$ 0.84	\$ 55,014.32
LIBRARY	\$ 28,675.39	\$ -	\$ -	\$ 0.43	\$ 28,675.82
ARCHIVE	\$ 57,814.11	\$ -	\$ -	\$ 0.86	\$ 57,814.97
DIST ATTY FORFEITURE	\$ 21,894.91	\$ -	\$ -	\$ 0.34	\$ 21,895.25
SHERIFF FORFEITURE	\$ 45,641.24	\$ -	\$ -	\$ 0.74	\$ 45,641.98
JAIL COMMISSARY	\$ 82,762.07	\$ -	\$ -	\$ 1.33	\$ 82,763.40
2004 GO-REFUNDING	\$ 5,810.69	\$ -	\$ -	\$ 0.01	\$ 5,810.70
HOTEL/MOTEL TAX	\$ 189,373.44	\$ -	\$ -	\$ 2.99	\$ 189,376.43
TOTAL: TREAS FUND	\$ 10,850,254.06	\$ -	\$ -	\$ 172.17	\$ 10,850,426.23

YEAR - TO - DATE INTEREST	BAL FORWARD:	CURRENT INT.:	BALANCE:
	\$ 3,709.74	\$ 172.17	\$ 3,881.91

AVG. YEILD FOR MARCH 2021 0.02% MKT VALUE/ SHAR! \$ 1.00

INVESTMENTS-TEX STAR
 PATTY BRENNAN, COOKE COUNTY TREASURER
 MARCH 2021

ACCT NAME	BALANCE FORWARD	DEPOSITS	WITH-DRAWALS	CURRENT INTEREST	ENDING BALANCE
GENERAL	\$ 6,088,074.58	\$ -	\$ -	\$ 111.54	\$ 6,088,186.12
R & B -1	\$ 655,137.08	\$ -	\$ -	\$ 12.01	\$ 655,149.09
R & B -2	\$ 350,787.65	\$ -	\$ -	\$ 6.43	\$ 350,794.08
R & B -3	\$ 486,520.01	\$ -	\$ -	\$ 8.93	\$ 486,528.94
R & B -4	\$ 576,232.05	\$ -	\$ -	\$ 10.56	\$ 576,242.61
FM & L	\$ 335,535.07	\$ -	\$ -	\$ 6.16	\$ 335,541.23
ADULT PROBATION	\$ 204,154.12	\$ -	\$ -	\$ 3.76	\$ 204,157.88
PERM IMP	\$ 772,303.07	\$ -	\$ -	\$ 14.16	\$ 772,317.23
CC LIBRARY	\$ 31,505.36	\$ -	\$ -	\$ 0.58	\$ 31,505.94
JP- CH SECURITY	\$ 10,569.11	\$ -	\$ -	\$ 0.22	\$ 10,569.33
COURTHOUSE SECURITY	\$ 83,291.86	\$ -	\$ -	\$ 1.56	\$ 83,293.42
RECORDS MANAGEMENT	\$ 16,588.05	\$ -	\$ -	\$ 0.30	\$ 16,588.35
RECORDS PRESERVATION	\$ 568.65	\$ -	\$ -	\$ -	\$ 568.65
ARCHIVE FEES	\$ 66,739.78	\$ -	\$ -	\$ 1.23	\$ 66,741.01
2012 GO REFUNDING	\$ 197,088.08	\$ -	\$ -	\$ 3.63	\$ 197,091.71
STATE FEES	\$ 5,911.68	\$ -	\$ -	\$ 0.05	\$ 5,911.73
DIST ATTY FORFEITURE	\$ 26,241.63	\$ -	\$ -	\$ 0.47	\$ 26,242.10
SHERIFF FORFEITURE	\$ 20,949.49	\$ -	\$ -	\$ 0.38	\$ 20,949.87
JAIL COMMISSARY	\$ 51,273.54	\$ -	\$ -	\$ 0.91	\$ 51,274.45
HOTEL/MOTEL TAX	\$ 123,668.98	\$ -	\$ -	\$ 2.23	\$ 123,671.21
TOTAL: TREAS FUND	\$ 10,103,139.84	\$ -	\$ -	\$ 185.11	\$ 10,103,324.95

YEAR - TO - DATE INTEREST	BAL FORWARD	CURRENT INT.	BALANCE
	\$ 2,801.37	\$ 185.11	\$ 2,986.48

AVG. YEILD FOR MARCH 20 0.22% MKT VALUE / SHARE \$ 1.00

**INVESTMENTS-LOGIC
PATTY BRENNAN, COOKE COUNTY TREASURER
MARCH 2021**

ACCT NAME	BALANCE FORWARD	DEPOSITS	WITH- DRAWALS	CURRENT INTEREST	ENDING BALANCE
GENERAL	\$ 6,284,665.51	\$ -	\$ -	\$ 514.61	\$ 6,285,180.12
R & B -1	\$ 647,230.19	\$ -	\$ -	\$ 52.99	\$ 647,283.18
R & B -2	\$ 238,336.11	\$ -	\$ -	\$ 19.53	\$ 238,355.64
R & B -3	\$ 392,225.72	\$ -	\$ -	\$ 32.11	\$ 392,257.83
R & B -4	\$ 634,267.38	\$ -	\$ -	\$ 51.95	\$ 634,319.33
FM & L	\$ 131,145.40	\$ -	\$ -	\$ 10.75	\$ 131,156.15
ADULT PROBATION	\$ 159,031.44	\$ -	\$ -	\$ 13.01	\$ 159,044.45
PERM IMP	\$ 932,888.03	\$ -	\$ -	\$ 76.39	\$ 932,964.42
LAW LIBRARY	\$ 51,448.22	\$ -	\$ -	\$ 4.21	\$ 51,452.43
COURTHOUSE SECURITY	\$ 53,070.77	\$ -	\$ -	\$ 4.33	\$ 53,075.10
RECORDS MANAGEMENT	\$ 30,853.59	\$ -	\$ -	\$ 2.54	\$ 30,856.13
ARCHIVE FEES	\$ 26,444.62	\$ -	\$ -	\$ 2.16	\$ 26,446.78
DIST ATTY FORFEITURE	\$ 26,444.62	\$ -	\$ -	\$ 2.16	\$ 26,446.78
SHERIFF FOREITURE	\$ 26,444.62	\$ -	\$ -	\$ 2.16	\$ 26,446.78
2012 GO REFUNDING	\$ 60,191.36	\$ -	\$ -	\$ 4.93	\$ 60,196.29
TOTAL: TREAS FUND	\$ 9,694,687.58	\$ -	\$ -	\$ 793.83	\$ 9,695,481.41

YEAR - TO - DATE INTEREST	BAL FORWARD	CURRENT INT.	BALANCE
	\$ 4,321.29	\$ 793.83	\$ 5,115.12

AVG. YEILD FOR MARCH 20 0.10% MKT VALU/SHARE \$ 1.00



1 April 2021

COOKE COUNTY
PATTY BRENNAN
101 S DIXON ST
GAINESVILLE, TX 76240-4729

COLLATERAL REPORT as of: 31 March 2021

Pledgee Code: COKC

Demand Deposit Balance: \$8,600,475.67

C.D. Balance \$1,011,937.07

Amount in Excess of FDIC Ins: \$9,112,412.74

Required Pledge Amount: \$10,023,654.01

See attached detail report for amount and description of securities pledged to account.

Total Pledged Par Amount: \$12,323,188.00

Total Collateral Market Value*: \$11,855,325.00

Total Other Collateral: \$ 0.00

**Prices were obtained within five (5) days of the date of this report.*

FDIC Insurance is calculated by FDIC rules

- Pricing supplied by various third party sources including INTERACTIVE DATA and BLOOMBERG INFORMATION SERVICES. Certain infrequently traded Municipal Securities may be priced by utilizing a pricing matrix derived from the current Municipal yield curve.*
- Prices provided are indications only, and although derived from sources we believe reliable, they are not considered all-inclusive.*

All securities are held at Raymond James.

PAGE 1 03/11/21 19:15:25
ACTIVITY BAPN032N
03/11/21 CC1 PROD

FEDERAL RESERVE BANK PLEDGEE

DISTRB PT J1
CYCLE DATE 03-11-2021

PLEDGEE: COOKE COUNTY
100 S. DIXON
RM. 106

J7BM INSTITUTION ID: #J7BM

GAINESVILLE TX 76240

HOLDER : 082900432 - SIMMONS PB AR

RESP FRB:H2

ACCOUNT: J7BM - *COOKE COUNTY

CUSIP # TRANSACTION ID

PAR AMOUNT CLOSING

PAR BAL BVF BOOK VALUE
3133KLAL1 FEPC 01.500 CLRA4511 02-01-51
1,830,000.00 0.9983064500 1,826,900.80
0311 QMGBA002 000705

1,830,000.00+

PAGE 1 03/16/21 19:13:50
ACTIVITY BAPN032N
03/16/21 CC1 PROD

FEDERAL RESERVE BANK PLEDGEE

DISTRB PT J1
CYCLE DATE 03-16-2021

PLEDGEE: COOKE COUNTY
100 S. DIXON
RM. 106

J7BM INSTITUTION ID: #J7BM

GAINESVILLE TX 76240

HOLDER : 082900432 - SIMMONS PB AR

RESP FRB:H2

ACCOUNT: J7BM - *COOKE COUNTY

CUSIP # TRANSACTION ID

PAR AMOUNT CLOSING

PAR BAL BVF BOOK VALUE

3138ESAM0 FNAR XX.XXX WSAL9911 09-01-39

.00 0.3351800000 .00

0316 QMGBA003 000310 5,000,000.00-

PAGE 1 03/31/21 19:18:19
HOLDINGS BAPN032N
CC1 PROD

FEDERAL RESERVE BANK PLEDGEE

DISTRB PT J1
AS OF CLOSE OF BUSINESS 03-31-2021

PLEDGEE: COOKE COUNTY
100 S. DIXON
RM. 106

J7BM INSTITUTION ID: #J7BM

GAINESVILLE TX 76240

HOLDER : 082900432 - SIMMONS PB AR

RESP FRB:H2

ACCOUNT: J7BM - *COOKE COUNTY

CUSIP #

BVF

PAR

BALANCE	BOOK VALUE	
3133ELZB3 1.95 FCOR 21-35 AN 05-14-35		1.0000000000
10,000,000.00	10,000,000.00	
3133EL6C3 1.73 FCOR 21-35 AX 09-10-35		1.0000000000
500,000.00	500,000.00	
3133KLAL1 FEPC 01.500 CLRA4511 02-01-51		0.9962773300
1,830,000.00	1,823,187.51	
		SUBTOTAL:
12,330,000.00	12,323,187.51	
		GRAND TOTAL:
12,330,000.00	12,323,187.51	

Pledge Security Listing

March 31, 2021

ID	CUSIP	Description	Safetkeeping Location	Safetkeeping Receipt	Coupon	Maturity Date	CA#	Moody	S&P	Fitch	ASC 370	Face Amount	Current Par	Current Book Value	Market Value	Gain(Loss)
4226	3181MDV9	FINMA 9454314	PHLB		2.50	01/01/2030		AAA	AA+	AAA	NTM	1,500,000	428,847.25	434,811.58	442,078.16	1,266.58
COOKE COUNTY																
Total for COOKE COUNTY												1,500,000	428,847.25	434,811.58	442,078.16	7,266.58

COMBINED STATEMENT OF CASH POSITION FOR MARCH

FUND NAME	CHECKING ACCOUNT	CHECKING AMOUNT	TDOA ACCOUNT	TDOA AMOUNT	FUND TOTAL
2021 001 GENERAL	TREAS FUND	3,087,920.88	TEXPOOL LOGIC TEXSTAR STONE T-BILLS CERT DEPOS	6,306,762.29 6,285,180.12 6,088,186.12 999,342.00 750,000.00	23,517,391.41
2021 011 ROAD & BRIDGE 1	TREAS FUND	433,888.67	TEXPOOL LOGIC TEXSTAR STONE	651,233.35 647,283.18 655,149.09	2,387,554.29
2021 012 ROAD & BRIDGE 2	TREAS FUND	430,126.61	TEXPOOL LOGIC TEXSTAR	355,401.01 238,355.64 350,794.08	1,374,677.34
2021 013 ROAD & BRIDGE 3	TREAS FUND	1,010,072.54	TEXPOOL LOGIC TEXSTAR	486,428.69 392,257.83 486,528.94	2,375,288.00
2021 014 ROAD & BRIDGE 4	TREAS FUND	471,331.05	TEXPOOL LOGIC TEXSTAR	601,440.97 634,319.33 576,242.61	2,283,333.96
2021 018 CERT2 TIF	TREAS FUND		TEXPOOL LOGIC		
2021 019 FM & LATERAL	TREAS FUND	21,442.26	TEXPOOL LOGIC TEXSTAR	327,727.72 131,156.15 335,541.23	815,867.36
2021 020 TIPC	TREAS FUND	38,262.87	TEXPOOL LOGIC TEXSTAR	2,145.76	40,408.63
2021 021 JUVENILE PROB-ISP	TREAS FUND		TEXPOOL LOGIC TEXSTAR		
2021 022 JUVENILE PROBATION	TREAS FUND	44,506.90	TEXPOOL LOGIC		44,506.90
2021 023 JUVENILE PROB. IV-E	TREAS FUND	103.43	TEXPOOL LOGIC TEXSTAR		103.43
2021 024 JUVENILE DELINQUENCY PREVENT	TREAS FUND	7,530.49	TEXPOOL LOGIC TEXSTAR		7,530.49
2021 028 ADULT PROBATION	TREAS FUND	47,381.39	TEXPOOL LOGIC TEXSTAR	203,943.40 159,044.45 204,157.88	614,527.12
2021 029 COMMUNITY CORRECTIONS	TREAS FUND	17,816.26	TEXPOOL LOGIC		17,816.26

FUND NAME	CHECKING ACCOUNT	CHECKING AMOUNT	TDOA ACCOUNT	TDOA AMOUNT	FUND TOTAL
2021 031 CONTRACT ELECTIONS	TREAS FUND	15,966.65	TEXPOOL LOGIC		15,966.65
2021 032 DISTRICT CLERK PRESERVATION	TREAS FUND	1,904.06-	TEXPOOL LOGIC	610.23	1,293.83-
2021 033 COUNTY/DISTRICT TECHNOLOGY	FTREAS FUND	8,810.16	TEXPOOL LOGIC	1,609.89	10,420.05
2021 034 COURT REPORTER	TREAS FUND	13,394.39	TEXPOOL LOGIC	9,442.88	22,837.27
2021 035 PERMANENT IMPROVEMENT	TREAS FUND	121,954.94	TEXPOOL LOGIC	1,107,277.35	2,934,513.94
2021 037 LAW ENFORCEMENT ED	TREAS FUND	14,265.88	TEXPOOL LOGIC	10,617.37	24,883.25
2021 038 JP TECH	TREAS FUND	19,874.48	TEXPOOL LOGIC	27,887.66	47,762.14
2021 040 LAW LIBRARY	TREAS FUND	17,273.36	TEXPOOL LOGIC	117,102.12	185,827.91
2021 041 CC LIBRARY FUND	TREAS FUND	16,411.39	TEXPOOL LOGIC	28,675.82	76,593.15
2021 042 CC HISTORICAL COMM.	TREAS FUND	2,482.72	TEXPOOL LOGIC	5,330.04	2,482.72
2021 043 JP COURTHOUSE SECURITY	TREAS FUND	19,177.65	TEXSTAR	10,569.33	35,077.02
2021 044 COURTHOUSE SECURITY	TREAS FUND	43,191.86	TEXPOOL LOGIC	103,110.30	282,670.68
2021 046 CHAPTER 19	TREAS FUND	150.88-	TEXPOOL		150.88-
2021 047 CC RECORDS MANAGEMENT	TREAS FUND	2,504.94	TEXPOOL		2,504.94
2021 048 COUNTY RECORDS MANAGEMENT	TREAS FUND	674.37	TEXPOOL LOGIC	14,820.03	62,938.88
			TEXSTAR	30,856.13	
				16,588.35	

COMBINED STATEMENT OF CASH POSITION FOR MARCH

FUND NAME	CHECKING ACCOUNT	CHECKING AMOUNT	TDOA ACCOUNT	TDOA AMOUNT	FUND TOTAL
2021 049 CC RECORDS PRESERVATION	TREAS FUND	56,012.50	TEXPOOL LOGIC TEXSTAR	55,014.32	111,595.47
2021 050 DIST CLERK RECORDS MANAGEMENT	TREAS FUND	12,434.61	TEXPOOL LOGIC TEXSTAR	15,933.03	28,367.64
2021 051 DISTRICT CLERK ARCHIVE	TREAS FUND	24,154.14	TEXPOOL LOGIC TEXSTAR	4,248.40	28,402.54
2021 052 COUNTY CLERK ARCHIVE FEE	TREAS FUND	39,269.93	TEXPOOL LOGIC TEXSTAR	57,814.97	190,272.69
2021 053 CA CHECK COLLECTING	TREAS FUND	533.84	TEXPOOL LOGIC TEXSTAR	66,741.01	1,210.20
2021 054 DA CHECK COLLECTING	TREAS FUND	5,495.34	TEXPOOL	1,734.04	5,495.34
2021 055 CO ATTY FORFEITURE	TREAS FUND	28,367.36	TEXPOOL LOGIC TEXSTAR	21,895.25	102,951.49
2021 056 DISTRICT ATTY FORFEITURE	TREAS FUND	23,210.22	TEXPOOL LOGIC TEXSTAR	26,446.78	116,248.85
2021 057 D A SEIZURE FUND	TREAS FUND	40,612.94	TEXPOOL LOGIC TEXSTAR	20,949.87	174,650.79
2021 058 SHERIFF FORFEITURE	TREAS FUND	254,409.99	TEXPOOL LOGIC TEXSTAR	45,641.98	51,274.45
2021 059 JAIL COMMISSARY	TREAS FUND	113,867.39	TEXPOOL LOGIC TEXSTAR	60,196.29	517,508.69
2021 061 2004 GO REFUNDING DEBT SERVITREAS FUND	TREAS FUND	1,009.18	CERT DEPOS	19,000.00	16,009.18
2021 088 STATE FEES	TREAS FUND	650,947.66	CERT DEPOS	19,000.00	18,896.81
2021 090 OFFICER'S TRUST	TREAS FUND	479.93	TEXPOOL	650,947.66	479.93
2021 091 LIBRARY TRUST - LIDDELL	TREAS FUND				
2021 092 LIBRARY TRUST - ROSENSTEIN	TREAS FUND				
2021 098 PAYROLL CLEARING	PAYROLL				
2021 100 CHILD ABUSE PREVENTION FUND	TREAS FUND				

COMBINED STATEMENT OF CASH POSITION FOR MARCH

FUND NAME	CHECKING ACCOUNT	CHECKING AMOUNT	TDOA ACCOUNT	TDOA AMOUNT	FUND TOTAL
2021 101 PRETRIAL DIVERSION	TREAS FUND	13,720.03	TEXPOOL	189,376.43	13,720.03
2021 102 HOTEL OCCUPANCY TAX FUND	TREAS FUND	60,238.68	TEXPOOL LOGIC TEXSTAR	123,671.21	373,286.32
2021 103 HAVA GRANT FUND					
TOTAL		7,352,397.60		32,432,574.59	39,784,972.19

CHECK ACCOUNT

ACCOUNT BALANCE - TREAS FUND 6,701,449.94
 ACCOUNT BALANCE - PAYROLL 650,947.66

TOTAL 7,352,397.60

TDOA ACCOUNT

ACCOUNT BALANCE - TEXPOOL 10,850,426.23
 ACCOUNT BALANCE - LOGIC 9,695,481.41
 ACCOUNT BALANCE - TEXSTAR 10,103,324.95
 ACCOUNT BALANCE - T-BILLS 999,342.00
 ACCOUNT BALANCE - CERT DEPOS 784,000.00

TOTAL 32,432,574.59

ACCOUNT NAME	BEGINNING CASH BALANCE	CASH RECEIPTS	CASH DISBURSEMENTS	ENDING CASH BALANCE
2021 001 GENERAL				
CASH - GENERAL FUND	3,755,266.39	987,833.86	1,655,179.37-	3,087,920.88
CASH ON HAND	2,144.00	.00	.00	2,144.00
CASH INVESTED - TEXPOOL	6,306,661.97	100.32	.00	6,306,762.29
CASH INVESTED - LOGIC	6,284,665.51	514.61	.00	6,285,180.12
CASH INVESTED - TEXSTAR	6,088,074.58	111.54	.00	6,088,186.12
CASH INVESTED - STONE CASTLE	.00	.00	.00	.00
T-BILLS - INVESTMENTS	999,342.00	.00	.00	999,342.00
CASH INVESTMENT-CD	750,000.00	.00	.00	750,000.00
FUND TOTALS	24,186,154.45	988,560.33	1,655,179.37-	23,519,535.41
2021 011 ROAD & BRIDGE 1				
CASH - ROAD & BRIDGE # 1	488,066.04	79,365.02	133,542.39-	433,888.67
CASH INVESTED - TEXPOOL	651,222.97	10.38	.00	651,233.35
CASH INVESTED - LOGIC	647,230.19	52.99	.00	647,283.18
CASH INVESTED - TEXSTAR	655,137.08	12.01	.00	655,149.09
STONE CASTLE	.00	.00	.00	.00
T-BILL INVESTMENTS	.00	.00	.00	.00
FUND TOTALS	2,441,656.28	79,440.40	133,542.39-	2,387,554.29
2021 012 ROAD & BRIDGE 2				
CASH - ROAD & BRIDGE # 2	452,264.56	82,817.97	104,955.92-	430,126.61
CASH INVESTED - TEXPOOL	355,395.37	5.64	.00	355,401.01
CASH INVESTED - LOGIC	238,336.11	19.53	.00	238,355.64
CASH INVESTED - TEXSTAR	350,787.65	6.43	.00	350,794.08
T-BILL INVESTMENTS	.00	.00	.00	.00
FUND TOTALS	1,396,783.69	82,849.57	104,955.92-	1,374,677.34
2021 013 ROAD & BRIDGE 3				
CASH - ROAD & BRIDGE # 3	526,558.18	557,848.03	74,333.67-	1,010,072.54
CASH INVESTED - TEXPOOL	486,420.95	7,774	.00	486,428.69
CASH INVESTED - LOGIC	392,225.72	32.11	.00	392,257.83
CASH INVESTED - TEXSTAR	486,520.01	8.93	.00	486,528.94
T-BILL INVESTMENTS	.00	.00	.00	.00
FUND TOTALS	1,891,724.86	557,896.81	74,333.67-	2,375,288.00
2021 014 ROAD & BRIDGE 4				
CASH - ROAD & BRIDGE # 4	520,705.10	79,274.54	128,648.59-	471,331.05
CASH INVESTED - TEXPOOL	601,431.41	9.56	.00	601,440.97
CASH INVESTED - LOGIC	634,267.38	51.95	.00	634,319.33
CASH INVESTED - TEXSTAR	576,232.05	10.56	.00	576,242.61
T-BILL INVESTMENTS	.00	.00	.00	.00
FUND TOTALS	2,332,635.94	79,346.61	128,648.59-	2,283,333.96
2021 018 CERT2 TIP				
CASH - CERT2 TIP	.00	.00	.00	.00
CASH INVESTED	.00	.00	.00	.00
CASH INVESTED - LOGIC	.00	.00	.00	.00
T-BILL INVESTMENT	.00	.00	.00	.00
FUND TOTALS	.00	.00	.00	.00
2021 019 FM & LATERAL				
CASH - FM & LATERAL	21,270.32	171.94	.00	21,442.26
CASH INVESTED	327,722.52	5.20	.00	327,727.72
CASH INVESTED - LOGIC	131,145.40	10.75	.00	131,156.15
CASH INVESTED - TEXSTAR	335,535.07	6.16	.00	335,541.23

ACCOUNT NAME	BEGINNING CASH BALANCE	CASH RECEIPTS	CASH DISBURSEMENTS	ENDING CASH BALANCE
2021 020 TYPE				
- T.J.P.C.	8,967.76	47,927.54	18,632.43-	38,262.87
CASH INVESTED	2,145.76	.00	.00	2,145.76
CASH INVESTED - LOGIC	.00	.00	.00	.00
CASH INVESTED - TEXSTAR	.00	.00	.00	.00
FUND TOTALS	11,113.52	47,927.54	18,632.43-	40,408.63
2021 021 JUVENILE PROB-ISP				
CASH - JUVENILE PROBATION	.00	.00	.00	.00
INVESTMENTS	.00	.00	.00	.00
CASH INVESTED - LOGIC	.00	.00	.00	.00
CASH INVESTED - TEXSTAR	.00	.00	.00	.00
FUND TOTALS	.00	.00	.00	.00
2021 022 JUVENILE PROBATION				
CASH - JUV. PROB. DIV	44,382.91	123.99	.00	44,506.90
INVESTMENTS	.00	.00	.00	.00
FUND TOTALS	44,382.91	123.99	.00	44,506.90
2021 023 JUVENILE PROB. IV-E				
CASH - IV-E	103.28	.15	.00	103.43
CASH INVESTED	.00	.00	.00	.00
CASH INVESTED - LOGIC	.00	.00	.00	.00
CASH INVESTED - TEXSTAR	.00	.00	.00	.00
FUND TOTALS	103.28	.15	.00	103.43
2021 024 JUVENILE DELINQUENCY PREVENTN				
CASH - JUVENILE DELINQUENCY PR	7,518.81	11.68	.00	7,530.49
INVESTMENTS	.00	.00	.00	.00
CASH INVESTED - LOGIC	.00	.00	.00	.00
CASH INVESTED - TEXSTAR	.00	.00	.00	.00
FUND TOTALS	7,518.81	11.68	.00	7,530.49
2021 028 ADULT PROBATION				
CASH - ADULT PROBATION	36,909.87	42,092.44	31,620.92-	47,381.39
CASH ON HAND	75.00	.00	.00	75.00
CASH INVESTED - TEXPOOL	203,940.13	3.27	.00	203,943.40
CASH INVESTED - LOGIC	159,031.44	13.01	.00	159,044.45
CASH INVESTED - TEXSTAR	204,154.12	3.76	.00	204,157.88
FUND TOTALS	604,110.56	42,112.48	31,620.92-	614,602.12
2021 029 COMMUNITY CORRECTIONS				
CASH - COMMUNITY CORRECTI	7,193.76	15,830.00	5,207.50-	17,816.26
INVESTMENTS	.00	.00	.00	.00
CASH INVESTED - LOGIC	.00	.00	.00	.00
FUND TOTALS	7,193.76	15,830.00	5,207.50-	17,816.26
2021 031 CONTRACT ELECTIONS				
CASH - CONTRACT ELECTIONS	15,941.87	24.78	.00	15,966.65
CASH INVESTED - TEXPOOL	.00	.00	.00	.00
CASH INVESTED - LOGIC	.00	.00	.00	.00
FUND TOTALS	15,941.87	24.78	.00	15,966.65
2021 032 DISTRICT CLERK PRESERVATION				
CASH - DISTRICT CLERK PRESVATI	909.57-	555.00	1,549.49-	1,904.06-

ACCOUNT NAME	BEGINNING CASH BALANCE	CASH RECEIPTS	CASH DISBURSEMENTS	ENDING CASH BALANCE
INVESTMENTS	610.23	.00	.00	610.23
CASH INVESTED - LOGIC	.00	.00	.00	.00
CASH INVESTED - TEXSTAR	.00	.00	.00	.00
FUND TOTALS	299.34-	555.00	1,549.49-	1,293.93-

ACCOUNT NAME	BEGINNING CASH BALANCE	CASH RECEIPTS	CASH DISBURSEMENTS	ENDING CASH BALANCE
COUNTY/DISTRICT TECHNOLOGY FUN	8,719.59	90.57	.00	8,810.16
CASH - COUNTY/DISTRICT TECH INVESTMENTS	1,609.89	.00	.00	1,609.89
CASH INVESTED - LOGIC	.00	.00	.00	.00
CASH INVESTED - TEXSTAR	.00	.00	.00	.00
FUND TOTALS	10,329.48	90.57	.00	10,420.05

ACCOUNT NAME	BEGINNING CASH BALANCE	CASH RECEIPTS	CASH DISBURSEMENTS	ENDING CASH BALANCE
COURT REPORTER	12,441.94	1,302.33	349.88-	13,394.39
CASH - COURT REPORTER FUND INVESTMENTS	9,442.77	.11	.00	9,442.88
CASH INVESTED - LOGIC	.00	.00	.00	.00
CASH INVESTED - TEXSTAR	.00	.00	.00	.00
FUND TOTALS	21,884.71	1,302.44	349.88-	22,837.27

ACCOUNT NAME	BEGINNING CASH BALANCE	CASH RECEIPTS	CASH DISBURSEMENTS	ENDING CASH BALANCE
PERMANENT IMPROVEMENT	111,086.11	20,618.83	9,750.00-	121,954.94
CASH - PERMANENT IMPROVEM	1,107,259.75	17.60	.00	1,107,277.35
CASH INVESTED - TEXPOOL	932,888.03	76.39	.00	932,964.42
CASH INVESTED - LOGIC	772,303.07	14.16	.00	772,317.23
STONE CASTLE	.00	.00	.00	.00
T-BILL INVESTMENTS	.00	.00	.00	.00
FUND TOTALS	2,923,536.96	20,726.98	9,750.00-	2,934,513.94

ACCOUNT NAME	BEGINNING CASH BALANCE	CASH RECEIPTS	CASH DISBURSEMENTS	ENDING CASH BALANCE
LAW ENFORCEMENT ED	16,251.88	262.07	2,248.07-	14,265.88
CASH - LAW ENFORCEMENT ED	10,617.23	.14	.00	10,617.37
CASH INVESTED - LOGIC	.00	.00	.00	.00
CASH INVESTED - TEXSTAR	.00	.00	.00	.00
FUND TOTALS	26,869.11	262.21	2,248.07-	24,883.25

ACCOUNT NAME	BEGINNING CASH BALANCE	CASH RECEIPTS	CASH DISBURSEMENTS	ENDING CASH BALANCE
JP TECH	20,222.59	306.21	654.32-	19,874.48
CASH - J P TECH FUND INVESTMENTS	27,887.23	.43	.00	27,887.66
CASH INVESTED - LOGIC	.00	.00	.00	.00
CASH INVESTED - TEXSTAR	.00	.00	.00	.00
FUND TOTALS	48,109.82	306.64	654.32-	47,762.14

ACCOUNT NAME	BEGINNING CASH BALANCE	CASH RECEIPTS	CASH DISBURSEMENTS	ENDING CASH BALANCE
LAW LIBRARY	15,320.26	2,460.25	507.15-	17,273.36
CASH - LAW LIBRARY	117,100.21	1.91	.00	117,102.12
CASH INVESTED - LOGIC	51,448.22	4.21	.00	51,452.43
CASH INVESTED - TEXSTAR	.00	.00	.00	.00
FUND TOTALS	183,868.69	2,466.37	507.15-	185,827.91

ACCOUNT NAME	BEGINNING CASH BALANCE	CASH RECEIPTS	CASH DISBURSEMENTS	ENDING CASH BALANCE
CC LIBRARY FUND	16,475.06	1,285.54	1,349.21-	16,411.39
CASH - COOKE COUNTY LIBRA	28,675.39	.43	.00	28,675.82
CASH INVESTED - LOGIC	.00	.00	.00	.00
CASH INVESTED - TEXSTAR	31,505.36	.58	.00	31,505.94
T-BILL INVESTMENTS	.00	.00	.00	.00
FUND TOTALS	76,655.81	1,286.55	1,349.21-	76,593.15

ACCOUNT NAME	BEGINNING CASH BALANCE	CASH RECEIPTS	CASH DISBURSEMENTS	ENDING CASH BALANCE
CC HISTORICAL COMM.	2,478.87	3.85	.00	2,482.72
CASH - COOKE CO. HISTORIC				

ACCOUNT NAME	BEGINNING CASH BALANCE	CASH RECEIPTS	CASH DISBURSEMENTS	ENDING CASH BALANCE
2021 043 JP COURTHOUSE SECURITY				
CASH - JP COURTHOUSE SECURITY	19,082.13	95.52	.00	19,177.65
CASH INVESTED	5,330.04	.00	.00	5,330.04
CASH INVESTED - LOGIC	.00	.00	.00	.00
CASH INVESTED - TEXSTAR	10,569.11	.22	.00	10,569.33
FUND TOTALS	34,981.28	95.74	.00	35,077.02
2021 044 COURTHOUSE SECURITY				
CASH - COURTHOUSE SECURITY	41,235.33	1,956.53	.00	43,191.86
CASH INVESTED	103,108.70	1.60	.00	103,110.30
CASH INVESTED - LOGIC	53,070.77	4.33	.00	53,075.10
CASH INVESTED - TEXSTAR	83,291.86	1.56	.00	83,293.42
FUND TOTALS	280,706.66	1,964.02	.00	282,670.68
2021 046 CHAPTER 19				
CASH - CHAPTER 19	339.37	559.94	371.45	150.88
INVESTMENTS	.00	.00	.00	.00
FUND TOTALS	339.37	559.94	371.45	150.88
2021 047 CC RECORDS MANAGEMENT				
CASH - CC RECORDS MANAGEMENT	2,490.15	14.79	.00	2,504.94
INVESTMENTS - TEXPOOL	.00	.00	.00	.00
FUND TOTALS	2,490.15	14.79	.00	2,504.94
2021 048 COUNTY RECORDS MANAGEMENT				
CASH - RECORDS MANAGEMENT	3,185.61	1,168.38	3,679.62	674.37
CASH INVESTED - TEXPOOL	14,819.72	.31	.00	14,820.03
CASH INVESTED - LOGIC	30,853.59	2.54	.00	30,856.13
CASH INVESTED - TEXSTAR	16,588.05	.30	.00	16,588.35
FUND TOTALS	65,446.97	1,171.53	3,679.62	62,938.88
2021 049 CC RECORDS PRESERVATION				
CASH - RECORDS PRESERVATION	44,368.21	11,644.29	.00	56,012.50
CASH INVESTED - TEXPOOL	55,013.48	.84	.00	55,014.32
CASH INVESTED - LOGIC	.00	.00	.00	.00
CASH INVESTED - TEXSTAR	568.65	.00	.00	568.65
FUND TOTALS	99,950.34	11,645.13	.00	111,595.47
2021 050 DIST CLERK RECORDS MANAGEMENT				
CASH - D C RECORDS MANAGEMENT	11,955.08	479.53	.00	12,434.61
CASH INVESTED	15,932.72	.31	.00	15,933.03
CASH INVESTED - LOGIC	.00	.00	.00	.00
CASH INVESTED - TEXSTAR	.00	.00	.00	.00
FUND TOTALS	27,887.80	479.84	.00	28,367.64
2021 051 DISTRICT CLERK ARCHIVE				
DISTRICT CLERK ARCHIVE	23,727.58	426.56	.00	24,154.14
INVESTMENTS	4,248.40	.00	.00	4,248.40
CASH INVESTED - LOGIC	.00	.00	.00	.00
CASH INVESTED - TEXSTAR	.00	.00	.00	.00
FUND TOTALS	27,975.98	426.56	.00	28,402.54
2021 052 COUNTY CLERK ARCHIVE FEE				
CASH - RECORDS ARCHIVE	35,273.87	10,616.06	6,620.00	39,269.93
INVESTMENTS	57,814.11	.86	.00	57,814.97

ACCOUNT NAME	BEGINNING CASH BALANCE	CASH RECEIPTS	CASH DISBURSEMENTS	ENDING CASH BALANCE
CASH INVESTED - LOGIC	26,444.62	2.16	.00	26,446.78
CASH INVESTED - TEXSTAR	66,739.78	1.23	.00	66,741.01
FUND TOTALS	186,272.38	10,620.31	6,620.00	190,272.69

ACCOUNT NAME	BEGINNING CASH BALANCE	CASH RECEIPTS	CASH DISBURSEMENTS	ENDING CASH BALANCE
CASH - CHECK COLLECTING	540.64	90.00	106.80	523.84
CASH INVESTED - LOGIC	1,210.20	.00	.00	1,210.20
CASH INVESTED - TEXSTAR	.00	.00	.00	.00
FUND TOTALS	1,750.84	90.00	106.80	1,734.04

ACCOUNT NAME	BEGINNING CASH BALANCE	CASH RECEIPTS	CASH DISBURSEMENTS	ENDING CASH BALANCE
DA CHECK COLLECTING	150.34	5,345.00	.00	5,495.34
CASH - DA CHECK COLLECTING	.00	.00	.00	.00
CASH INVESTED	150.34	5,345.00	.00	5,495.34
FUND TOTALS	150.34	5,345.00	.00	5,495.34

ACCOUNT NAME	BEGINNING CASH BALANCE	CASH RECEIPTS	CASH DISBURSEMENTS	ENDING CASH BALANCE
DISTRICT ATTY FORFEITURE	11,171.31	17,992.05	796.00	28,367.36
CASH - D.A. FORFEITURE FU	21,894.91	.34	.00	21,895.25
CASH INVESTED - TEKPOOL	26,444.62	2.16	.00	26,446.78
CASH INVESTED - LOGIC	26,241.63	.47	.00	26,242.10
CASH INVESTED - TEXSTAR	85,752.47	17,995.02	796.00	102,951.49
FUND TOTALS	130,581.85	17,995.02	7,146.00	123,435.85

ACCOUNT NAME	BEGINNING CASH BALANCE	CASH RECEIPTS	CASH DISBURSEMENTS	ENDING CASH BALANCE
D A SEIZURE FUND	130,581.85	.00	7,146.00	123,435.85
CASH - SEIZURE-LAW	.00	.00	.00	.00
INVESTMENTS	130,581.85	.00	7,146.00	123,435.85
FUND TOTALS	130,581.85	.00	7,146.00	123,435.85

ACCOUNT NAME	BEGINNING CASH BALANCE	CASH RECEIPTS	CASH DISBURSEMENTS	ENDING CASH BALANCE
SHERIFF FORFEITURE	21,527.51	1,682.71	.00	23,210.22
CASH - SHERIFF FORFEITURE	45,641.24	.74	.00	45,641.98
INVESTMENTS	26,444.62	2.16	.00	26,446.78
CASH INVESTED - LOGIC	20,949.49	.38	.00	20,949.87
CASH INVESTED - TEXSTAR	114,562.86	1,685.99	.00	116,248.85
FUND TOTALS	38,473.64	3,595.10	1,455.80	40,612.94

ACCOUNT NAME	BEGINNING CASH BALANCE	CASH RECEIPTS	CASH DISBURSEMENTS	ENDING CASH BALANCE
JAIL COMMISSARY	82,762.07	1.33	.00	82,763.40
CASH - JAIL COMMISSARY	51,273.54	.91	.00	51,274.45
CASH INVESTED - TEKPOOL	.00	.00	.00	.00
CASH INVESTED - LOGIC	172,509.25	3,597.34	1,455.80	174,650.79
CASH INVESTED - TEXSTAR	229,015.99	25,394.00	.00	254,409.99
FUND TOTALS	492,106.12	25,402.57	.00	517,508.69

ACCOUNT NAME	BEGINNING CASH BALANCE	CASH RECEIPTS	CASH DISBURSEMENTS	ENDING CASH BALANCE
GO REFUNDING DEBT SERVICE	5,810.69	4.93	.00	5,815.62
CASH - 2004 GO REFUNDING D/S	60,191.36	.00	.00	60,191.36
CASH INVESTED - TEKPOOL	197,088.08	3.63	.00	197,091.71
CASH INVESTED - LOGIC	.00	.00	.00	.00
CASH INVESTED - TEXSTAR	254,409.99	25,394.00	.00	279,803.99
T-BILL INVESTMENTS	492,106.12	25,402.57	.00	517,508.69
FUND TOTALS	58,779.25	55,088.30	.16	113,867.39

ACCOUNT NAME	BEGINNING CASH BALANCE	CASH RECEIPTS	CASH DISBURSEMENTS	ENDING CASH BALANCE
STATE FEES	9,150.56	.11	.00	9,150.67
CASH - STATE FEES	.00	.00	.00	.00
CASH INVESTED - LOGIC	.00	.00	.00	.00
FUND TOTALS	9,150.56	.11	.00	9,150.67

ACCOUNT NAME	BEGINNING CASH BALANCE	CASH RECEIPTS	CASH DISBURSEMENTS	ENDING CASH BALANCE
2021 090 OFFICER'S TRUST				
CASH- OFFICERS TRUST	5,911.68	.05	.00	5,911.73
CASH INVESTED - LOGIC	73,841.49	55,088.46	.18-	128,929.79
FUND TOTALS	.00	.00	.00	.00
2021 091 LIBRARY TRUST - LIDDELL				
CASH- LIBRARY TRUST/LIDDELL	986.95	22.23	.00	1,009.18
CD INVESTMENT	15,000.00	.00	.00	15,000.00
FUND TOTALS	15,986.95	22.23	.00	16,009.18
2021 092 LIBRARY TRUST - ROSENSTEIN				
CASH- LIBRARY TRUST/ROSENSTEIN	130.31-	27.12	.00	103.19-
CD INVESTMENT	19,000.00	.00	.00	19,000.00
FUND TOTALS	18,869.69	27.12	.00	18,896.81
2021 098 PAYROLL CLEARING				
CASH - PAYROLL CLEARING	478,017.05-	1,138,622.75	9,658.00-	650,947.66
INVESTMENTS	.00	.00	.00	.00
FUND TOTALS	478,017.05-	1,138,622.75	9,658.00-	650,947.66
2021 100 CHILD ABUSE PREVENTION FUND				
CASH-CHILD ABUSE PREVENTION	479.20	.73	.00	479.93
CASH INVESTED	.00	.00	.00	.00
FUND TOTALS	479.20	.73	.00	479.93
2021 101 PRETRIAL DIVERSION				
CASH- PRETRIAL DIVERSION	13,720.03	.00	.00	13,720.03
CASH INVESTED	.00	.00	.00	.00
CASH INVESTED - LOGIC	.00	.00	.00	.00
FUND TOTALS	13,720.03	.00	.00	13,720.03
2021 102 HOTEL OCCUPANCY TAX FUND				
CASH - HOTEL OCCUPANCY TAX	46,237.43	14,001.25	.00	60,238.68
CASH INVESTED - TEXPOOL	189,373.44	2.99	.00	189,376.43
CASH INVESTED - LOGIC	.00	.00	.00	.00
CASH INVESTED - TEXSTAR	123,668.98	2.23	.00	123,671.21
FUND TOTALS	359,279.85	14,006.47	.00	373,286.32
2021 103 HAVA GRANT FUND				
CASH - HAVA GRANT FUND	622.55	.00	.00	622.55
CASH INVESTED - TEXPOOL	.00	.00	.00	.00
CASH INVESTED - LOGIC	.00	.00	.00	.00
CASH INVESTED - TEXSTAR	.00	.00	.00	.00
FUND TOTALS	622.55	.00	.00	622.55
GRAND TOTALS	38,775,995.94	3,210,180.54	2,198,362.74-	39,797,813.74