



MONTHLY REPORT

JANUARY 2021

PATTY BRENNAN

COOKE COUNTY TREASURER

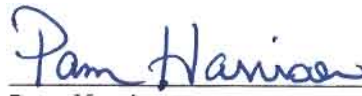
FINANCIAL REPORTS

January 2021


In accordance with Local Government Code 114.026, this affidavit states the current cash and reports in the custody of the county treasurer as of this date of January 31, 2021.




Steve Starnes,
Cooke County Judge



Pam Harrison,
Cooke County Clerk



Gary Hollowell,
Commissioner Pct. #1



Jason Snuggs,
Commissioner Pct. #2



Adam Arendt,
Commission Pct. #3



Leon Klement,
Commissioner Pct. #4

FILED FOR RECORD

21 MAR -8 PH12: 59

PAM HARRISON
COUNTY CLERK, COOKE CO. TX

BY PW DEPUTY

AFFIDAVIT

STATE OF TEXAS

COUNTY OF COOKE

The members of the Commissioners' Court of Cooke County, Texas, state as follows:

The requirement of Subsection (C) of the Texas Local Government Code, §114.026 have been met for the term of January 2021. The amount of cash and other assets in the custody of the County Treasurer at the time of examination are:

Cash (includes on hand, money market accounts, and short term investments) \$ 36,322,164.45


Other Assets (long term investments) \$ 0.00


Sworn to and subscribed this 8th day of March, 2021.


Steve Starnes, Cooke County Judge


Gary Hollowell, Commissioner, Pct 1


Jason Snuggs, Commissioner, Pct 2


Adam Arendt, Commissioner, Pct 3


Leon Klement, Commissioner, Pct 4

ATTEST:


Pam Harrison, County Clerk

FILED FOR RECORD

21 MAR -8 PM 12: 59

PAM HARRISON
COUNTY CLERK, COOKE CO. TX

BY  DEPUTY

PRIOR MONTH ENDING BANK STATEMENT BALANCE \$7,958,888.18 201
 CLEARED DEPOSITS \$6,199,930.14 3
 CLEARED ADDITIONS \$108,134.37 393
 CLEARED CHECKS \$3,287,745.93- 8
 CLEARED DEDUCTIONS \$5,287,124.00-

CURRENT MONTH ENDING BANK STATEMENT BALANCE \$5,692,082.76
 CURRENT MONTH ENDING BANK STATEMENT BALANCE \$5,692,082.76
 OUTSTANDING DEPOSITS \$4,380.00 2
 OUTSTANDING ADDITIONS \$-.00
 OUTSTANDING CHECKS \$363,684.91- 384
 OUTSTANDING DEDUCTIONS \$.00

RECONCILED BOOK BALANCE \$5,332,777.85
 ENDING STATEMENT DATE 01/31/2021 CLERK: PB



1 February 2021

COOKE COUNTY
PATTY BRENNAN
101 S DIXON ST
GAINESVILLE, TX 76240-4729

COLLATERAL REPORT as of: 31 January 2021

Pledgee Code: COKC

Demand Deposit Balance: \$7,045,801.51

C.D. Balance \$1,009,998.86

Amount in Excess of FDIC Ins: \$7,555,800.37

Required Pledge Amount: \$8,311,380.41

See attached detail report for amount and description of securities pledged to account.

Total Pledged Par Amount: \$11,183,072.00

Total Collateral Market Value*: \$11,571,638.00

Total Other Collateral: \$ 0.00

**Prices were obtained within five (5) days of the date of this report.*

FDIC Insurance is calculated by FDIC rules

- Pricing supplied by various third party sources including INTERACTIVE DATA and BLOOMBERG INFORMATION SERVICES. Certain infrequently traded Municipal Securities may be priced by utilizing a pricing matrix derived from the current Municipal yield curve.*
- Prices provided are indications only, and although derived from sources we believe reliable, they are not considered all-inclusive.*

All securities are held at Raymond James.

Reportfolio

Simmons First National Bank, Pine Bluff, AR
 Published: 2/1/2021 2:18:55 PM

Management Report
 Pledged To COOKE COUNTY

Date: 31-Jan-21
 Section V-C Page: 182

Code	Cusip	Description	Prefund	Pool	Moody	Original Face	Original Face Value	Pledged	Pledged	Pledged	Pledged	Pledged
Location	Trans#	Maturity	FAS 115	Coupon	StdPoor	Pledged Percent	Original Face Value	Par Value	Book Value	Market Value		
FRSL	3138ESAM0	FNMA Pool #AL9911		AL9911		\$10,000,000.00	\$3,000,000.00	\$1,034,915.13	\$1,089,347.94	\$1,090,541.82		
	472040201708181	9/1/2039		2.771		30.00%						
	FEDERAL RESERVE BANK, ST. AFS											
FRSL	3138ESAM0	FNMA Pool #AL9911		AL9911		\$10,000,000.00	\$2,000,000.00	\$689,943.42	\$726,231.96	\$727,027.88		
	472040201708181	9/1/2039		2.771		20.00%						
	FEDERAL RESERVE BANK, ST. AFS											
	2 MBS - Variable Rate											
FRSL	3136BTV40	FNR 2019-82 EV				\$11,672,240.00	\$9,972,240.00	\$9,154,820.27	\$9,307,220.68	\$9,436,051.77		
	540602202001221	5/25/2031		3.000		85.44%						
	FEDERAL RESERVE BANK, ST. AFS											
FRSL	3137FR5D9	FHR 4949 CD				\$20,000,000.00	\$500,000.00	\$303,393.41	\$311,094.39	\$318,016.82		
	541265202001310	9/25/2038		3.000		2.50%						
	FEDERAL RESERVE BANK, ST. AFS											
	2 CMOs - Fixed Rate											
						\$10,472,240.00	\$9,458,213.68	\$9,618,315.07	\$9,754,068.59			

Total Pledged	4 To	COKE	COOKE COUNTY	\$0.00	Munis with Maturity Under 2 Years	\$0.00	Other securities with Stated Maturity Under 2 Years	\$11,183,072.23	Other securities with Stated Maturity Over 2 Years	\$15,472,240.00	\$11,183,072.23	\$11,433,894.97	\$11,571,638.28
				\$0.00	Munis with Maturity Under 2 Years	\$0.00	Other securities with Stated Maturity Under 2 Years	\$11,183,072.23	Other securities with Stated Maturity Over 2 Years	\$15,472,240.00	\$11,183,072.23	\$11,433,894.97	\$11,571,638.28

** If no data is shown, then there are no pledges for the current period.

PAGE 1 01/29/21 19:19:16
HOLDINGS BAPN032N
CC1 PROD

FEDERAL RESERVE BANK PLEDGEE

DISTRB PT J1
AS OF CLOSE OF BUSINESS 01-29-2021

PLEDGEE: COOKE COUNTY
100 S. DIXON
RM. 106

J7BM INSTITUTION ID: #J7BM

GAINESVILLE TX 76240

HOLDER : 082900432 - SIMMONS PB AR

RESP FRB:H2

ACCOUNT: J7BM - *COOKE COUNTY

CUSIP #

BVF

PAR

BALANCE

BOOK VALUE

3136B7V40 FNRM CL082EV R19F082 05-25-31

0.9180304800

9,972,240.00 9,154,820.27

3137FR5D9 FERM 4949CD 09/25/38 09-25-38

0.6067868100

500,000.00 303,393.41

3138ESAM0 FNAR XX.XXX WSAL9911 09-01-39

0.3449717100

5,000,000.00 1,724,858.55

SUBTOTAL:

15,472,240.00 11,183,072.23

GRAND TOTAL:

15,472,240.00 11,183,072.23

C.D. INVESTMENTS

LANDMARK BANK

January 2021

<u>C.D.#</u>	<u>PURCHASE DATE</u>	<u>AMOUNT</u>	<u>MAT. DATE</u>
Library Liddell 2363	Jan 17, 2021	7,500.00	Jan 17, 2023
Library Liddell 2389	Jan 17, 2021	7,500.00	Jan 17, 2023
Library Rosenstein 5099	Dec 12, 2020	11,000.00	Dec 12, 2023
Library Rosenstein 5198	Dec 16, 2017	8,000.00	Mar 16, 2021

INT. EARNED MONTHLY:

2-Liddell CD's @ 1.90%
Rosenstein #5099 CD @ 1.00%
Rosenstein #5198 CD @ 1.05%

Interest is deposited into the Treasurer's Fund. The 4 Library's CDs' interest is deposited quarterly.

PROSPERITY BANK

GEN/14401708	Sept 17, 2019	250,000.00	Sept 17, 2021
--------------	---------------	------------	---------------

INT. EARNED MONTHLY:

Gen CD @ 1.85%

Interest accrues monthly and is deposited monthly with depository bank into the Treasurer's Fund.

C.D. INVESTMENTS

THE FIRST STATE BANK

January 2021

<u>C.D.#</u>	<u>PURCHASE DATE</u>	<u>AMOUNT</u>	<u>MAT. DATE</u>
GEN/6877	Dec17, 2020	250,000.00	Dec 17, 2022

INT. EARNED MONTHLY:

Gen CD @ .50% *
(* With a Bump-up feature)

Interest accrues monthly and is deposited monthly with depository bank into the Treasurer's Fund.

MUENSTER STATE BANK

GEN/2254	Sept 17, 2017	250,000.00	Sept 17, 2021
----------	---------------	------------	---------------

INT. EARNED MONTHLY:

Gen CD @ 1.35%

Interest accrues monthly and is deposited monthly with depository bank into the Treasurer's Fund.

COOKE COUNTY
16960003

Custody Holdings for Currency USD

As of 01/31/2021

Page 1

Security Receipt	Trade Date Settlement Date	Cost Basis	Par/Shares Original Face	Description Rate, Maturity	Principal Cost Market Value	Date Priced
9127965G0	12/23/2020	N/A	1,000,000.00	UNITED STATES TREAS BILLS	999,342.00	
343014023	12/24/2020		.00	DL, 12/02/2021	999,324.00	01/29/2021
Total USD Par			1,000,000.00	Total USD Cost	999,342.00	
Total USD Original Face			1,000,000.00	Total USD Market Value	999,324.00	



INVESTMENTS-TEXPOOL
PATTY BRENNAN, COOKE COUNTY TREASURER
JANUARY 2021

ACCT NAME	BALANCE FORWARD	DEPOSITS	WITH-DRAWALS	CURRENT INTEREST	ENDING BALANCE
GENERAL	\$ 5,306,043.05	\$ 1,000,000.00	\$ -	\$ 410.55	\$ 6,306,453.60
R & B -1	\$ 451,160.45	\$ 200,000.00	\$ -	\$ 41.01	\$ 651,201.46
R & B -2	\$ 105,372.88	\$ 100,000.00	\$ -	\$ 12.46	\$ 205,385.34
R & B -3	\$ 236,385.37	\$ 100,000.00	\$ -	\$ 21.24	\$ 336,406.61
R & B -4	\$ 401,373.90	\$ 200,000.00	\$ -	\$ 37.65	\$ 601,411.55
FM & L	\$ 327,689.61	\$ -	\$ -	\$ 22.05	\$ 327,711.66
STATE FUNDS	\$ 9,149.69	\$ -	\$ -	\$ 0.59	\$ 9,150.28
TJPC	\$ 2,145.66	\$ -	\$ -	\$ 0.10	\$ 2,145.76
DIST CLK PRESERVATION	\$ 610.23	\$ -	\$ -	\$ -	\$ 610.23
COUNTY/DIST TECH	\$ 1,609.89	\$ -	\$ -	\$ -	\$ 1,609.89
ADULT PROB	\$ 203,919.69	\$ -	\$ -	\$ 13.67	\$ 203,933.36
COURT REP	\$ 9,441.90	\$ -	\$ -	\$ 0.59	\$ 9,442.49
PERM IMP	\$ 1,107,148.61	\$ -	\$ -	\$ 74.55	\$ 1,107,223.16
LAW ENFORCEMENT ED	\$ 10,616.19	\$ -	\$ -	\$ 0.72	\$ 10,616.91
JP-CH SECURITY	\$ 5,329.51	\$ -	\$ -	\$ 0.32	\$ 5,329.83
DIST CLK RECORDS MGMT	\$ 15,931.09	\$ -	\$ -	\$ 1.11	\$ 15,932.20
DIST CLK ARCHIVE	\$ 4,247.92	\$ -	\$ -	\$ 0.31	\$ 4,248.23
COUNTY ATTY CHECK COLLECT	\$ 1,210.20	\$ -	\$ -	\$ -	\$ 1,210.20
LAW LIBRARY	\$ 117,088.46	\$ -	\$ -	\$ 7.91	\$ 117,096.37
JP TECH	\$ 27,884.48	\$ -	\$ -	\$ 1.84	\$ 27,886.32
C H SECURITY	\$ 103,098.38	\$ -	\$ -	\$ 6.90	\$ 103,105.28
REC MGMT	\$ 14,818.24	\$ -	\$ -	\$ 1.00	\$ 14,819.24
REC PRESV	\$ 55,007.95	\$ -	\$ -	\$ 3.70	\$ 55,011.65
LIBRARY	\$ 28,672.50	\$ -	\$ -	\$ 1.97	\$ 28,674.47
ARCHIVE	\$ 57,808.27	\$ -	\$ -	\$ 3.90	\$ 57,812.17
DIST ATTY FORFEITURE	\$ 21,892.70	\$ -	\$ -	\$ 1.48	\$ 21,894.18
SHERIFF FORFEITURE	\$ 45,636.68	\$ -	\$ -	\$ 3.06	\$ 45,639.74
JAIL COMMISSARY	\$ 82,753.75	\$ -	\$ -	\$ 5.59	\$ 82,759.34
2004 GO-REFUNDING	\$ 205,787.04	\$ 100,000.00	\$ -	\$ 19.17	\$ 305,806.21
HOTEL/MOTEL TAX	\$ 189,354.42	\$ -	\$ -	\$ 12.78	\$ 189,367.20
TOTAL: TREAS FUND	\$ 9,149,188.71	\$ 1,700,000.00	\$ -	\$ 706.22	\$ 10,849,894.93

YEAR - TO - DATE INTEREST	BAL FORWARD:	CURRENT INT.:	BALANCE:
	\$ 2,644.39	\$ 706.22	\$ 3,350.61

AVG. YEILD FOR JAN 2021 0.08% MKT VALUE/ SHARL \$ 1.00

INVESTMENTS-TEX STAR
PATTY BRENNAN, COOKE COUNTY TREASURER
JANUARY 2021

ACCT NAME	BALANCE FORWARD	DEPOSITS	WITH-DRAWALS	CURRENT INTEREST	ENDING BALANCE
GENERAL	\$ 5,087,628.40	\$ 1,000,000.00	\$ -	\$ 290.14	\$ 6,087,918.54
R & B -1	\$ 505,095.00	\$ 100,000.00	\$ -	\$ 25.71	\$ 605,120.71
R & B -2	\$ 100,774.20	\$ 100,000.00	\$ -	\$ 5.72	\$ 200,779.92
R & B -3	\$ 236,496.36	\$ 100,000.00	\$ -	\$ 12.44	\$ 336,508.80
R & B -4	\$ 426,195.87	\$ 100,000.00	\$ -	\$ 21.82	\$ 526,217.69
FM & L	\$ 335,509.87	\$ -	\$ -	\$ 16.60	\$ 335,526.47
ADULT PROBATION	\$ 204,138.78	\$ -	\$ -	\$ 10.11	\$ 204,148.89
PERM IMP	\$ 1,472,204.99	\$ -	\$ -	\$ 72.83	\$ 1,472,277.82
CC LIBRARY	\$ 31,503.02	\$ -	\$ -	\$ 1.56	\$ 31,504.58
JP- CH SECURITY	\$ 10,568.30	\$ -	\$ -	\$ 0.54	\$ 10,568.84
COURTHOUSE SECURITY	\$ 83,285.60	\$ -	\$ -	\$ 4.12	\$ 83,289.72
RECORDS MANAGEMENT	\$ 16,586.79	\$ -	\$ -	\$ 0.84	\$ 16,587.63
RECORDS PRESERVATION	\$ 568.65	\$ -	\$ -	\$ -	\$ 568.65
ARCHIVE FEES	\$ 41,735.85	\$ 25,000.00	\$ -	\$ 2.23	\$ 66,738.08
2012 GO REFUNDING	\$ 97,077.49	\$ 100,000.00	\$ -	\$ 5.54	\$ 197,083.03
STATE FEES	\$ 5,911.23	\$ -	\$ -	\$ 0.30	\$ 5,911.53
DIST ATTY FORFEITURE	\$ 26,239.65	\$ -	\$ -	\$ 1.28	\$ 26,240.93
SHERIFF FORFEITURE	\$ 20,947.92	\$ -	\$ -	\$ 1.04	\$ 20,948.96
JAIL COMMISSARY	\$ 51,269.69	\$ -	\$ -	\$ 2.54	\$ 51,272.23
HOTEL/MOTEL TAX	\$ 123,659.67	\$ -	\$ -	\$ 6.12	\$ 123,665.79
TOTAL: TREAS FUND	\$ 8,877,397.33	\$ 1,525,000.00	\$ -	\$ 481.48	\$ 10,402,878.81

YEAR - TO - DATE INTEREST	BAL FORWARD	CURRENT INT.	BALANCE
	\$ 2,058.86	\$ 481.48	\$ 2,540.34

AVG. YEILD FOR JAN 2021 0.06% MKT VALUE / SHARE \$ 1.00

**PATTY BRENNAN, COOKE COUNTY TREASURER
JANUARY 2021**

ACCT NAME	BALANCE FORWARD	DEPOSITS	WITH- DRAWALS	CURRENT INTEREST	ENDING BALANCE
GENERAL	\$ 4,283,755.54	\$ -	\$ -	\$ 469.06	\$ 4,284,224.60
R & B -1	\$ 347,144.86	\$ 100,000.00	\$ -	\$ 39.79	\$ 447,184.65
R & B -2	\$ 38,303.37	\$ 200,000.00	\$ -	\$ 14.32	\$ 238,317.69
R & B -3	\$ 192,164.28	\$ 200,000.00	\$ -	\$ 31.16	\$ 392,195.44
R & B -4	\$ 334,184.46	\$ 100,000.00	\$ -	\$ 38.38	\$ 434,222.84
FM & L	\$ 106,121.95	\$ 25,000.00	\$ -	\$ 13.33	\$ 131,135.28
ADULT PROBATION	\$ 159,001.75	\$ -	\$ -	\$ 17.41	\$ 159,019.16
PERM IMP	\$ 582,734.49	\$ 350,000.00	\$ -	\$ 81.52	\$ 932,816.01
LAW LIBRARY	\$ 26,439.68	\$ 25,000.00	\$ -	\$ 4.56	\$ 51,444.24
COURTHOUSE SECURITY	\$ 53,060.89	\$ -	\$ -	\$ 5.80	\$ 53,066.69
RECORDS MANAGEMENT	\$ 30,847.88	\$ -	\$ -	\$ 3.34	\$ 30,851.22
ARCHIVE FEES	\$ 26,439.68	\$ -	\$ -	\$ 2.89	\$ 26,442.57
DIST ATTY FORFEITURE	\$ 26,439.68	\$ -	\$ -	\$ 2.89	\$ 26,442.57
SHERIFF FOREITURE	\$ 26,439.68	\$ -	\$ -	\$ 2.89	\$ 26,442.57
2012 GO REFUNDING	\$ 260,145.69	\$ 100,000.00	\$ -	\$ 32.73	\$ 360,178.42
TOTAL: TREAS FUND	<u>\$ 6,493,223.88</u>	<u>\$ 1,100,000.00</u>	<u>\$ -</u>	<u>\$ 760.07</u>	<u>\$ 7,593,983.95</u>

YEAR - TO - DATE INTEREST	BAL FORWARD	CURRENT INT.	BALANCE
	\$ 2,857.67	\$ 760.07	\$ 3,617.74

AVG. YEILD FOR JAN 2021 0.13% MKT VALU/SHARE \$ 1.00

COMBINED STATEMENT OF CASH POSITION FOR JANUARY

FUND NAME	CHECKING ACCOUNT	CHECKING AMOUNT	TDOA ACCOUNT	TDOA AMOUNT	FUND TOTAL
2021 001 GENERAL	TREAS FUND	3,519,831.39	TEXPOOL LOGIC TEXSTAR STONE CERT DEPOS	6,306,453.60 4,284,224.60 6,087,918.54 750,000.00	20,948,428.13
2021 011 ROAD & BRIDGE 1	TREAS FUND	643,719.52	TEXPOOL LOGIC TEXSTAR STONE	651,201.46 447,184.65 605,120.71	2,347,226.34
2021 012 ROAD & BRIDGE 2	TREAS FUND	628,839.39	TEXPOOL LOGIC TEXSTAR	205,385.34 238,317.69 200,779.92	1,273,322.34
2021 013 ROAD & BRIDGE 3	TREAS FUND	695,670.11	TEXPOOL LOGIC TEXSTAR	336,406.61 392,195.44 336,508.80	1,760,780.96
2021 014 ROAD & BRIDGE 4	TREAS FUND	660,722.66	TEXPOOL LOGIC TEXSTAR	601,411.55 434,222.84 526,217.69	2,222,574.74
2021 018 CERT2 TIF	TREAS FUND		TEXPOOL LOGIC		
2021 019 FM & LATERAL	TREAS FUND	20,051.51	TEXPOOL LOGIC TEXSTAR	327,711.66 131,135.28 335,526.47	814,424.92
2021 020 TJPC	TREAS FUND	26,963.27	TEXPOOL LOGIC TEXSTAR	2,145.76	29,109.03
2021 021 JUVENILE PROB-ISP	TREAS FUND		TEXPOOL LOGIC TEXSTAR		
2021 022 JUVENILE PROBATION	TREAS FUND	44,975.05	TEXPOOL LOGIC		44,975.05
2021 023 JUVENILE PROB. IV-E	TREAS FUND	103.04	TEXPOOL LOGIC TEXSTAR		103.04
2021 024 JUVENILE DELINQUENCY PREVENTN	TREAS FUND	5,141.86	TEXPOOL LOGIC TEXSTAR		5,141.86
2021 028 ADULT PROBATION	TREAS FUND	34,402.82	TEXPOOL LOGIC TEXSTAR	203,933.36 159,019.16 204,148.89	601,504.23
2021 029 COMMUNITY CORRECTIONS	TREAS FUND	12,401.26	TEXPOOL LOGIC		12,401.26
2021 031 CONTRACT ELECTIONS	TREAS FUND	15,903.37	TEXPOOL LOGIC		15,903.37

FUND NAME	CHECKING ACCOUNT	CHECKING AMOUNT	TDOA ACCOUNT	TDOA AMOUNT	FUND TOTAL
2021 032 DISTRICT CLERK PRESERVATION	TREAS FUND	341,04-	TEXPOOL LOGIC	610.23	15,903.37
2021 033 COUNTY/DISTRICT TECHNOLOGY	FTREAS FUND	8,406.22	TEXPOOL LOGIC	1,609.89	269.19
2021 034 COURT REPORTER	TREAS FUND	12,812.01	TEXPOOL LOGIC	9,442.49	10,016.11
2021 035 PERMANENT IMPROVEMENT	TREAS FUND	608,737.99-	TEXPOOL LOGIC	1,107,223.16	22,254.50
2021 037 LAW ENFORCEMENT ED	TREAS FUND	8,878.59	TEXPOOL LOGIC	932,816.01	2,903,579.00
2021 038 JP TECH	TREAS FUND	18,871.58	TEXSTAR	1,472,277.82	19,495.50
2021 040 LAW LIBRARY	TREAS FUND	14,086.29	TEXPOOL LOGIC	27,886.32	46,757.90
2021 041 CC LIBRARY FUND	TREAS FUND	16,086.34	TEXSTAR	117,096.37	182,626.90
2021 042 CC HISTORICAL COMM.	TREAS FUND	2,472.89	TEXPOOL LOGIC	51,444.24	76,265.39
2021 043 JP COURTHOUSE SECURITY	TREAS FUND	16,723.80	TEXSTAR	31,504.58	2,472.89
2021 044 COURTHOUSE SECURITY	TREAS FUND	39,298.88	TEXPOOL LOGIC	28,674.47	
2021 046 CHAPTER 19	TREAS FUND	422.54-	TEXSTAR	31,504.58	
2021 047 CC RECORDS MANAGEMENT	TREAS FUND	2,483.22	TEXPOOL LOGIC	76,265.39	
2021 048 COUNTY RECORDS MANAGEMENT	TREAS FUND	4,630.51	TEXSTAR	28,674.47	
2021 049 CC RECORDS PRESERVATION	TREAS FUND	35,995.63	TEXPOOL LOGIC	31,504.58	

FUND NAME	CHECKING ACCOUNT	CHECKING AMOUNT	TDCA ACCOUNT	TDCA AMOUNT	FUND TOTAL
2021 050 DIST CLERK RECORDS MANAGEMENT	TREAS FUND	11,604.69	LOGIC TEXSTAR	568.65	91,575.93
2021 051 DISTRICT CLERK ARCHIVE	TREAS FUND	23,403.46	LOGIC TEXSTAR	4,248.23	27,536.89
2021 052 COUNTY CLERK ARCHIVE FEE	TREAS FUND	59,162.67	LOGIC TEXSTAR	57,812.17	210,155.49
2021 053 CA CHECK COLLECTING	TREAS FUND	647.44	LOGIC TEXSTAR	1,210.20	1,857.64
2021 054 DA CHECK COLLECTING	TREAS FUND	150.34	LOGIC TEXSTAR	150.34	150.34
2021 055 CO ATTY FORFEITURE	TREAS FUND	11,145.93	LOGIC TEXSTAR	21,894.18	85,723.61
2021 056 DISTRICT ATTY FORFEITURE	TREAS FUND	179,098.90	LOGIC TEXSTAR	26,442.57	179,098.90
2021 057 D A SEIZURE FUND	TREAS FUND	20,548.90	LOGIC TEXSTAR	45,639.74	113,580.17
2021 058 SHERIFF FORFEITURE	TREAS FUND	37,415.79	LOGIC TEXSTAR	26,948.96	82,759.34
2021 059 JAIL COMMISSARY	TREAS FUND	314,988.06	LOGIC TEXSTAR	51,272.23	171,447.36
2021 061 2004 GO REFUNDING DEBT SERVIT	TREAS FUND	25,225.14	LOGIC TEXSTAR	305,806.21	1,178,055.72
2021 088 STATE FEES	TREAS FUND	984.61	LOGIC TEXSTAR	197,083.03	40,286.95
2021 090 OFFICER'S TRUST	TREAS FUND	1,139,048.83	LOGIC TEXSTAR	9,150.28	15,984.61
2021 091 LIBRARY TRUST - LIDDELL	TREAS FUND	478.05	LOGIC TEXSTAR	5,911.53	19,158.87
2021 092 LIBRARY TRUST - ROSENSTEIN	TREAS FUND	13,720.03	CERT DEPOS	19,000.00	478.05
2021 098 PAYROLL CLEARING	TREAS FUND	13,720.03	LOGIC TEXSTAR	1,139,048.83	13,720.03
2021 100 CHILD ABUSE PREVENTION FUND	TREAS FUND	13,720.03	LOGIC TEXSTAR	1,139,048.83	13,720.03
2021 101 PRETRIAL DIVERSION	TREAS FUND	13,720.03	LOGIC TEXSTAR	1,139,048.83	13,720.03

FUND NAME	CHECKING ACCOUNT	CHECKING AMOUNT	TDOA ACCOUNT	TDOA AMOUNT	FUND TOTAL
2021 102 HOTEL OCCUPANCY TAX FUND	TEAS FUND	28,269.89	TEXPOOL LOGIC TEXSTAR	189,367.20	341,302.88
2021 103 HAVA GRANT FUND					
TOTAL		7,746,021.24		29,630,757.69	37,376,778.93

CHECK ACCOUNT

CHECK

ACCOUNT BALANCE - TREAS FUND 6,606,972.41

ACCOUNT BALANCE - PAYROLL 1,139,048.83

TOTAL 7,746,021.24

TDOA ACCOUNT

TDOA

ACCOUNT BALANCE - TEXPOOL 10,849,894.93

ACCOUNT BALANCE - LOGIC 7,593,983.95

ACCOUNT BALANCE - TEXSTAR 10,402,878.81

ACCOUNT BALANCE - CERT DEPOS 784,000.00

TOTAL 29,630,757.69

ACCOUNT NAME BEGINNING CASH CASH ENDING
CASH BALANCE RECEIPTS DISBURSEMENTS CASH BALANCE

2021 001 GENERAL

CASH - GENERAL FUND	5,244,152.75	4,017,392.58	5,741,713.94	3,519,831.39
CASH ON HAND	4,802.66	.00	.00	4,802.66
CASH INVESTED - TEXPOOL	5,306,043.05	1,000,410.55	.00	6,306,453.60
CASH INVESTED - LOGIC	4,283,755.54	469.06	.00	4,284,224.60
CASH INVESTED - TEXSTAR	5,087,628.40	1,000,290.14	.00	6,087,918.54
CASH INVESTED - STONE CASTLE	.00	.00	.00	.00
T-BILLS - INVESTMENTS	999,342.00	.00	.00	999,342.00
CASH INVESTMENT-CD	750,000.00	.00	.00	750,000.00
FUND TOTALS	21,675,724.40	6,018,562.33	5,741,713.94	21,952,572.79

2021 011 ROAD & BRIDGE 1

CASH - ROAD & BRIDGE # 1	486,485.52	435,841.10	278,607.10	643,719.52
CASH INVESTED - TEXPOOL	451,160.45	200,041.01	.00	651,201.46
CASH INVESTED - LOGIC	347,144.86	100,039.79	.00	447,184.65
CASH INVESTED - TEXSTAR	505,095.00	100,025.71	.00	605,120.71
STONE CASTLE	.00	.00	.00	.00
T-BILL INVESTMENTS	.00	.00	.00	.00
FUND TOTALS	1,789,885.83	835,947.61	278,607.10	2,347,226.34

2021 012 ROAD & BRIDGE 2

CASH - ROAD & BRIDGE # 2	493,043.64	435,425.35	299,629.60	628,839.39
CASH INVESTED - TEXPOOL	105,372.88	100,012.46	.00	205,385.34
CASH INVESTED - LOGIC	38,303.37	200,014.32	.00	238,317.69
CASH INVESTED - TEXSTAR	100,774.20	100,005.72	.00	200,779.92
T-BILL INVESTMENTS	.00	.00	.00	.00
FUND TOTALS	737,494.09	835,457.85	299,629.60	1,273,322.34

2021 013 ROAD & BRIDGE 3

CASH - ROAD & BRIDGE # 3	534,172.68	435,578.01	274,080.58	695,670.11
CASH INVESTED - TEXPOOL	236,385.37	100,021.24	.00	336,406.61
CASH INVESTED - LOGIC	192,164.28	200,031.16	.00	392,195.44
CASH INVESTED - TEXSTAR	236,496.36	100,012.44	.00	336,508.80
T-BILL INVESTMENTS	.00	.00	.00	.00
FUND TOTALS	1,199,218.69	835,642.85	274,080.58	1,760,780.96

2021 014 ROAD & BRIDGE 4

CASH - ROAD & BRIDGE # 4	529,699.24	435,533.89	304,510.47	660,722.66
CASH INVESTED - TEXPOOL	401,373.90	200,037.65	.00	601,411.55
CASH INVESTED - LOGIC	334,184.46	100,038.38	.00	434,222.84
CASH INVESTED - TEXSTAR	426,195.87	100,021.82	.00	526,217.69
T-BILL INVESTMENTS	.00	.00	.00	.00
FUND TOTALS	1,691,453.47	835,631.74	304,510.47	2,222,574.74

2021 018 CERTZ TIF

CASH - CERTZ TIF	.00	.00	.00	.00
CASH INVESTED	.00	.00	.00	.00
CASH INVESTED - LOGIC	.00	.00	.00	.00
T-BILL INVESTMENT	.00	.00	.00	.00
FUND TOTALS	.00	.00	.00	.00

2021 019 PM & LATERAL

CASH - PM & LATERAL	43,722.10	1,354.29	25,024.88	20,051.51
CASH INVESTED	327,689.61	22.05	.00	327,711.66
CASH INVESTED - LOGIC	106,121.95	25,013.33	.00	131,135.28
CASH INVESTED - TEXSTAR	335,509.87	16.60	.00	335,526.47

ACCOUNT NAME	BEGINNING CASH BALANCE	CASH RECEIPTS	CASH DISBURSEMENTS	ENDING CASH BALANCE
2021 020 TTPC				
T-BILL INVESTMENT	813,043.53	26,406.27	25,024.88-	814,424.92
FUND TOTALS				
2021 021 JUVENILE PROB-ISP				
CASH - T.J.P.C.	31,572.74	23,996.96	28,606.43-	26,963.27
CASH INVESTED	2,145.66	.10	.00	2,145.76
CASH INVESTED - LOGIC	.00	.00	.00	.00
CASH INVESTED - TEXSTAR	.00	.00	.00	.00
FUND TOTALS	33,718.40	23,997.06	28,606.43-	29,109.03
2021 022 JUVENILE PROBATION				
CASH - JUV. PROB. DIV	44,553.45	421.60	.00	44,975.05
INVESTMENTS	.00	.00	.00	.00
FUND TOTALS	44,553.45	421.60	.00	44,975.05
2021 023 JUVENILE PROB. IV-E				
CASH - IV-E	102.79	.25	.00	103.04
CASH INVESTED	.00	.00	.00	.00
CASH INVESTED - LOGIC	.00	.00	.00	.00
CASH INVESTED - TEXSTAR	.00	.00	.00	.00
FUND TOTALS	102.79	.25	.00	103.04
2021 024 JUVENILE DELINQUENCY PREVENTN				
CASH - JUVENILE DELINQUENCY PR	5,129.03	12.83	.00	5,141.86
INVESTMENTS	.00	.00	.00	.00
CASH INVESTED - LOGIC	.00	.00	.00	.00
CASH INVESTED - TEXSTAR	.00	.00	.00	.00
FUND TOTALS	5,129.03	12.83	.00	5,141.86
2021 028 ADULT PROBATION				
CASH - ADULT PROBATION	31,609.75	40,141.13	37,348.06-	34,402.82
CASH ON HAND	75.00	.00	.00	75.00
CASH INVESTED - TEXPOOL	203,919.69	13.67	.00	203,933.36
CASH INVESTED - LOGIC	159,001.75	17.41	.00	159,019.16
CASH INVESTED - TEXSTAR	204,138.78	10.11	.00	204,148.89
FUND TOTALS	598,744.97	40,182.32	37,348.06-	601,579.23
2021 029 COMMUNITY CORRECTIONS				
CASH - COMMUNITY CORRECTI	17,618.16	.00	5,216.90-	12,401.26
INVESTMENTS	.00	.00	.00	.00
CASH INVESTED - LOGIC	.00	.00	.00	.00
FUND TOTALS	17,618.16	.00	5,216.90-	12,401.26
2021 031 CONTRACT ELECTIONS				
CASH - CONTRACT ELECTIONS	15,863.68	39.69	.00	15,903.37
CASH INVESTED - TEXPOOL	.00	.00	.00	.00
CASH INVESTED - LOGIC	.00	.00	.00	.00
FUND TOTALS	15,863.68	39.69	.00	15,903.37
2021 032 DISTRICT CLERK PRESERVATION				
CASH - DISTRICT CLERK PRESVART	436.44	345.19	1,122.67-	341.04-

ACCOUNT NAME	BEGINNING CASH BALANCE	CASH RECEIPTS	CASH DISBURSEMENTS	ENDING CASH BALANCE
INVESTMENTS	610.23	.00	.00	610.23
CASH INVESTED - LOGIC	.00	.00	.00	.00
CASH INVESTED - TEXSTAR	.00	.00	.00	.00
FUND TOTALS	1,046.67	345.19	1,122.67	269.19

2021 033 COUNTY/DISTRICT TECHNOLOGY FUN
 CASH - COUNTY/DISTRICT TECH INVESTMENTS

CASH INVESTED - LOGIC	8,327.31	78.91	.00	8,406.22
CASH INVESTED - TEXSTAR	1,609.89	.00	.00	1,609.89
FUND TOTALS	9,937.20	78.91	.00	10,016.11

2021 034 COURT REPORTER
 CASH - COURT REPORTER FUND INVESTMENTS

CASH INVESTED - LOGIC	12,284.05	877.82	349.86	12,812.01
CASH INVESTED - TEXSTAR	9,441.90	.59	.00	9,442.49
FUND TOTALS	21,725.95	878.41	349.86	22,254.50

2021 035 PERMANENT IMPROVEMENT
 CASH - PERMANENT IMPROVEMENT INVESTMENTS

CASH INVESTED - TEXPOOL	269,986.43	181,038.74	1,059,763.16	608,737.99
CASH INVESTED - LOGIC	1,107,148.61	74.55	.00	1,107,223.16
CASH INVESTED - TEXSTAR	582,734.49	350,081.52	.00	932,816.01
STONE CASTLE T-BILL INVESTMENTS	1,472,204.99	72.83	.00	1,472,277.82
FUND TOTALS	3,432,074.52	531,267.64	1,059,763.16	2,903,579.00

2021 037 LAW ENFORCEMENT ED
 CASH - LAW ENFORCEMENT ED INVESTMENTS

CASH INVESTED - LOGIC	9,095.99	22.60	240.00	8,878.59
CASH INVESTED - TEXSTAR	10,616.19	.72	.00	10,616.91
FUND TOTALS	19,712.18	23.32	240.00	19,495.50

2021 038 JP TECH
 CASH - J P TECH FUND INVESTMENTS

CASH INVESTED - LOGIC	19,318.13	204.85	651.40	18,871.58
CASH INVESTED - TEXSTAR	27,884.48	1.84	.00	27,886.32
FUND TOTALS	47,202.61	206.69	651.40	46,757.90

2021 040 LAW LIBRARY
 CASH - LAW LIBRARY INVESTMENTS

CASH INVESTED - LOGIC	37,915.44	1,746.00	26,575.15	14,086.29
CASH INVESTED - TEXSTAR	117,088.46	7.91	.00	117,096.37
FUND TOTALS	181,443.58	26,758.47	26,575.15	182,626.90

2021 041 CC LIBRARY FUND
 CASH - COOKE COUNTY LIBRA INVESTMENTS

CASH INVESTED - LOGIC	15,974.45	739.26	627.38	16,086.34
CASH INVESTED - TEXSTAR	28,672.50	1.97	.00	28,674.47
T-BILL INVESTMENTS	31,503.02	1.56	.00	31,504.58
FUND TOTALS	76,149.98	742.79	627.38	76,265.39

2021 042 CC HISTORICAL COMM.
 CASH - COOKE CO. HISTORIC

	2,466.73	6.16	.00	2,472.89
--	----------	------	-----	----------

ACCOUNT NAME	BEGINNING CASH BALANCE	CASH RECEIPTS	CASH DISBURSEMENTS	ENDING CASH BALANCE
2021 043 JP COURTHOUSE SECURITY				
CASH - JP COURTHOUSE SECURITY	16,642.81	80.99	.00	16,723.80
CASH INVESTED - LOGIC	5,329.51	.32	.00	5,329.83
CASH INVESTED - TEXSTAR	.00	.00	.00	.00
FUND TOTALS	10,568.30	.54	.00	10,568.84
	32,540.62	81.85	.00	32,622.47
2021 044 COURTHOUSE SECURITY				
CASH - COURTHOUSE SECURITY	37,746.66	1,552.22	.00	39,298.88
CASH INVESTED	103,098.38	6.90	.00	103,105.28
CASH INVESTED - LOGIC	53,066.89	5.80	.00	53,066.69
CASH INVESTED - TEXSTAR	83,289.50	4.12	.00	83,289.72
FUND TOTALS	277,191.53	1,569.04	.00	278,760.57
2021 046 CHAPTER 19				
CASH - CHAPTER 19	598.74	598.74	422.54	422.54
INVESTMENTS	.00	.00	.00	.00
FUND TOTALS	598.74	598.74	422.54	422.54
2021 047 CC RECORDS MANAGEMENT				
CASH - CC RECORDS MANAGEMENT	2,472.75	10.47	.00	2,483.22
INVESTMENTS - TEXPOOL	.00	.00	.00	.00
FUND TOTALS	2,472.75	10.47	.00	2,483.22
2021 048 COUNTY RECORDS MANAGEMENT				
CASH - RECORDS MANAGEMENT	7,412.06	903.34	3,684.89	4,530.51
CASH INVESTED - TEXPOOL	14,818.24	1.00	.00	14,819.24
CASH INVESTED - LOGIC	30,847.88	3.34	.00	30,851.22
CASH INVESTED - TEXSTAR	16,586.79	.84	.00	16,587.63
FUND TOTALS	69,664.97	908.52	3,684.89	66,888.60
2021 049 CC RECORDS PRESERVATION				
CASH - RECORDS PRESERVATION	26,390.97	9,604.66	.00	35,995.63
CASH INVESTED - TEXPOOL	55,007.95	3.70	.00	55,011.65
CASH INVESTED - LOGIC	.00	.00	.00	.00
CASH INVESTED - TEXSTAR	568.65	.00	.00	568.65
FUND TOTALS	81,967.57	9,608.36	.00	91,575.93
2021 050 DIST CLERK RECORDS MANAGEMENT				
CASH - D C RECORDS MANAGEMENT	11,281.60	323.09	.00	11,604.69
CASH INVESTED	15,931.09	1.11	.00	15,932.20
CASH INVESTED - LOGIC	.00	.00	.00	.00
CASH INVESTED - TEXSTAR	.00	.00	.00	.00
FUND TOTALS	27,212.69	324.20	.00	27,536.89
2021 051 DISTRICT CLERK ARCHIVE				
DISTRICT CLERK ARCHIVE	23,113.10	290.36	.00	23,403.46
INVESTMENTS	4,247.92	.31	.00	4,248.23
CASH INVESTED - LOGIC	.00	.00	.00	.00
CASH INVESTED - TEXSTAR	.00	.00	.00	.00
FUND TOTALS	27,361.02	290.67	.00	27,651.69
2021 052 COUNTY CLERK ARCHIVE FEE				
CASH - RECORDS ARCHIVE	56,811.53	8,971.14	6,620.00	59,162.67
INVESTMENTS	57,808.27	3.90	.00	57,812.17

ACCOUNT NAME	BEGINNING CASH BALANCE	CASH RECEIPTS	CASH DISBURSEMENTS	ENDING CASH BALANCE
CASH INVESTED - LOGIC	26,439.68	2.89	.00	26,442.57
CASH INVESTED - TEXSTAR	41,735.85	25,002.23	.00	66,738.08
FUND TOTALS	192,795.33	33,980.16	6,620.00	210,155.49

2021 053 CA CHECK COLLECTING	754.24	.00	106.80	647.44
CASH - CHECK COLLECTING &	1,210.20	.00	.00	1,210.20
CASH INVESTED - LOGIC	.00	.00	.00	.00
CASH INVESTED - TEXSTAR	.00	.00	.00	.00
FUND TOTALS	1,964.44	.00	106.80	1,857.64

2021 054 DA CHECK COLLECTING	150.34	.00	.00	150.34
CASH - DA CHECK COLLECTING	.00	.00	.00	.00
CASH INVESTED	150.34	.00	.00	150.34
FUND TOTALS	150.34	.00	.00	150.34

2021 055 CO ATTY FORFEITURE	.00	.00	.00	.00
FUND TOTALS	.00	.00	.00	.00

2021 056 DISTRICT ATTY FORFEITURE	8,999.12	2,146.81	.00	11,145.93
CASH - D.A. FORFEITURE FU	21,892.70	1.48	.00	21,894.18
CASH INVESTED - TEXPOOL	26,439.68	2.89	.00	26,442.57
CASH INVESTED - LOGIC	26,239.65	1.28	.00	26,240.93
CASH INVESTED - TEXSTAR	83,571.15	2,152.46	.00	85,723.61
FUND TOTALS	193,166.90	.00	14,068.00	179,098.90
INVESTMENTS	.00	.00	.00	.00
FUND TOTALS	193,166.90	.00	14,068.00	179,098.90

2021 057 D A SEIZURE FUND	193,166.90	.00	14,068.00	179,098.90
CASH - SEIZURE-LAW	.00	.00	.00	.00
INVESTMENTS	.00	.00	.00	.00
FUND TOTALS	193,166.90	.00	14,068.00	179,098.90

2021 058 SHERIFF FORFEITURE	20,497.61	51.29	.00	20,548.90
CASH - SHERIFF FORFEITURE	45,636.68	3.06	.00	45,639.74
INVESTMENTS	26,439.68	2.89	.00	26,442.57
CASH INVESTED - LOGIC	20,947.92	1.04	.00	20,948.96
CASH INVESTED - TEXSTAR	113,521.89	58.28	.00	113,580.17
FUND TOTALS	38,268.30	93.59	946.10	37,415.79
JAIL COMMISSARY	82,753.75	5.59	.00	82,759.34
CASH - JAIL COMMISSARY	.00	.00	.00	.00
CASH INVESTED - LOGIC	51,269.69	2.54	.00	51,272.23
CASH INVESTED - TEXSTAR	172,291.74	101.72	946.10	171,447.86
FUND TOTALS	242,104.26	222,883.80	150,000.00	314,988.06

2021 061 2004 GO REFUNDING DEBT SERVICE	205,787.04	100,019.17	.00	305,806.21
CASH - 2004 GO REFUNDING D/S	260,145.69	100,032.73	.00	360,178.42
CASH INVESTED - LOGIC	97,077.49	100,005.54	.00	197,083.03
CASH INVESTED - TEXSTAR	.00	.00	.00	.00
T-BILL INVESTMENTS	805,114.48	522,941.24	150,000.00	1,178,055.72
FUND TOTALS	87,047.99	41,783.65	103,606.50	25,225.14

2021 088 STATE FEES	9,149.69	.59	.00	9,150.28
CASH - STATE FEES	.00	.00	.00	.00
CASH INVESTED	.00	.00	.00	.00
CASH INVESTED - LOGIC	.00	.00	.00	.00

ACCOUNT NAME	BEGINNING CASH BALANCE	CASH RECEIPTS	CASH DISBURSEMENTS	ENDING CASH BALANCE
2021 090 OFFICER'S TRUST				
CASH INVESTED - TEXSTAR	5,911.23	41,784.54	103,606.50	40,286.95
FUND TOTALS	102,108.91			
CASH INVESTED	.00	.00	.00	.00
CASH INVESTED - LOGIC	.00	.00	.00	.00
FUND TOTALS	.00	.00	.00	.00
2021 091 LIBRARY TRUST - LIDDELL				
CASH-LIBRARY TRUST/LIDDELL	910.66	73.95	.00	984.61
CD INVESTMENT	15,000.00	.00	.00	15,000.00
FUND TOTALS	15,910.66	73.95	.00	15,984.61
2021 092 LIBRARY TRUST - ROSENSTEIN				
CASH-LIBRARY TRUST/ROSENSTEIN	158.50	.37	.00	158.87
CD INVESTMENT	19,000.00	.00	.00	19,000.00
FUND TOTALS	19,158.50	.37	.00	19,158.87
2021 098 PAYROLL CLEARING				
CASH - PAYROLL CLEARING	.00	1,139,048.83	.00	1,139,048.83
INVESTMENTS	.00	.00	.00	.00
FUND TOTALS	.00	1,139,048.83	.00	1,139,048.83
2021 100 CHILD ABUSE PREVENTION FUND				
CASH-CHILD ABUSE PREVENTION	476.86	1.19	.00	478.05
CASH INVESTED	.00	.00	.00	.00
FUND TOTALS	476.86	1.19	.00	478.05
2021 101 PRETRIAL DIVERSION				
CASH-PRETRIAL DIVERSION	13,720.03	.00	.00	13,720.03
CASH INVESTED	.00	.00	.00	.00
CASH INVESTED - LOGIC	.00	.00	.00	.00
FUND TOTALS	13,720.03	.00	.00	13,720.03
2021 102 HOTEL OCCUPANCY TAX FUND				
CASH - HOTEL OCCUPANCY TAX	21,469.95	14,140.75	7,340.81	28,269.89
CASH INVESTED - TEXPOOL	189,354.42	12.78	.00	189,367.20
CASH INVESTED - LOGIC	.00	.00	.00	.00
CASH INVESTED - TEXSTAR	123,659.67	6.12	.00	123,665.79
FUND TOTALS	334,484.04	14,159.65	7,340.81	341,302.88
2021 103 HAVA GRANT FUND				
CASH - HAVA GRANT FUND	622.55	.00	.00	622.55
CASH INVESTED - TEXPOOL	.00	.00	.00	.00
CASH INVESTED - LOGIC	.00	.00	.00	.00
CASH INVESTED - TEXSTAR	.00	.00	.00	.00
FUND TOTALS	622.55	.00	.00	622.55
GRAND TOTALS	34,971,180.14	11,780,304.22	8,369,863.22	38,381,621.14