



MONTHLY REPORT

AUGUST 2021


PATTY BRENNAN

COOKE COUNTY TREASURER


FINANCIAL REPORTS

August 2021

In accordance with Local Government Code 114.026, this affidavit states the current cash and reports in the custody of the county treasurer as of this date of August 31, 2021.



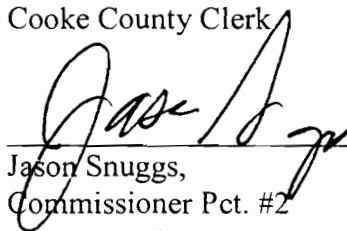
Steve Starnes,
Cooke County Judge



Pam Harrison,
Cooke County Clerk



Gary Hollowell,
Commissioner Pct. #1



Jason Snuggs,
Commissioner Pct. #2



Adam Arendt,
Commission Pct. #3



Leon Klement,
Commissioner Pct. #4

FILED FOR RECORD

21 OCT -4 AM 9: 21

PAM HARRISON
COUNTY CLERK, COOKE CO. TX

BY PH DEPUTY

AFFIDAVIT

STATE OF TEXAS

COUNTY OF COOKE


The members of the Commissioners' Court of Cooke County, Texas, state as follows:

The requirement of Subsection (C) of the Texas Local Government Code, §114.026 have been met for the term of August 2021. The amount of cash and other assets in the custody of the County Treasurer at the time of examination are:


Cash (includes on hand, money market accounts, and short term investments) \$ 38,174,270.87

Other Assets (long term investments) \$ 0.00.

Sworn to and subscribed this 27th day of September, 2021


Steve Starnes, Cooke County Judge



Gary Hollowell, Commissioner, Pct 1



Jason Snuggs, Commissioner, Pct 2


Adam Arendt, Commissioner, Pct 3


Leon Klement, Commissioner, Pct 4

ATTEST:


Pam Harrison, County Clerk

FILED FOR RECORD
21 OCT -4 AM 9:21
PAM HARRISON
COUNTY CLERK, COOKE CO. TX
BY  DEPUTY

PRIOR MONTH ENDING BANK STATEMENT BALANCE \$8,407,178.80 172
 CLEARED DEPOSITS \$1,091,788.81 5
 CLEARED ADDITIONS \$82,724.94 519
 CLEARED CHECKS \$2,289,629.80-
 CLEARED DEDUCTIONS \$37,536.62- 4

CURRENT MONTH ENDING BANK STATEMENT BALANCE \$7,254,526.13

CURRENT MONTH ENDING BANK STATEMENT BALANCE \$7,254,526.13
 OUTSTANDING DEPOSITS \$.00
 OUTSTANDING ADDITIONS \$.00
 OUTSTANDING CHECKS \$509,151.67- 375
 OUTSTANDING DEDUCTIONS \$.00

RECONCILED BOOK BALANCE \$6,745,374.46
 ENDING STATEMENT DATE 08/31/2021 CLERK: PB

INVESTMENTS-TEXPOOL
PATTY BRENNAN, COOKE COUNTY TREASURER
AUGUST 2021

ACCT NAME	BALANCE FORWARD	DEPOSITS	WITH-DRAWALS	CURRENT INTEREST	ENDING BALANCE
GENERAL	\$ 6,307,055.72	\$ -	\$ -	\$ 118.89	\$ 6,307,174.61
R & B -1	\$ 651,263.60	\$ -	\$ -	\$ 12.28	\$ 651,275.88
R & B -2	\$ 355,417.65	\$ -	\$ -	\$ 6.70	\$ 355,424.35
R & B -3	\$ 486,451.10	\$ -	\$ -	\$ 9.15	\$ 486,460.25
R & B -4	\$ 601,469.08	\$ -	\$ -	\$ 11.31	\$ 601,480.39
FM & L	\$ 327,742.87	\$ -	\$ -	\$ 6.15	\$ 327,749.02
STATE FUNDS	\$ 9,150.73	\$ -	\$ -	\$ 0.29	\$ 9,151.02
TJPC	\$ 2,145.76	\$ -	\$ -	\$ -	\$ 2,145.76
DIST CLK PRESERVATION	\$ 610.23	\$ -	\$ -	\$ -	\$ 610.23
COUNTY/DIST TECH	\$ 1,609.89	\$ -	\$ -	\$ -	\$ 1,609.89
ADULT PROB	\$ 203,953.07	\$ -	\$ -	\$ 3.80	\$ 203,956.87
COURT REP	\$ 9,443.08	\$ -	\$ -	\$ 0.31	\$ 9,443.39
PERM IMP	\$ 1,107,328.99	\$ -	\$ -	\$ 20.86	\$ 1,107,349.85
LAW ENFORCEMENT ED	\$ 10,617.71	\$ -	\$ -	\$ 0.31	\$ 10,618.02
JP-CH SECURITY	\$ 5,330.04	\$ -	\$ -	\$ -	\$ 5,330.04
DIST CLK RECORDS MGMT	\$ 15,933.61	\$ -	\$ -	\$ 0.31	\$ 15,933.92
DIST CLK ARCHIVE	\$ 4,248.40	\$ -	\$ -	\$ -	\$ 4,248.40
LAW LIBRARY	\$ 117,107.35	\$ -	\$ -	\$ 2.19	\$ 117,109.54
JP TECH	\$ 27,889.00	\$ -	\$ -	\$ 0.62	\$ 27,889.62
C H SECURITY	\$ 103,115.17	\$ -	\$ -	\$ 2.00	\$ 103,117.17
REC MGMT	\$ 14,820.60	\$ -	\$ -	\$ 0.31	\$ 14,820.91
REC PRESV	\$ 16.25	\$ -	\$ -	\$ -	\$ 16.25
LIBRARY	\$ 28,677.24	\$ -	\$ -	\$ 0.62	\$ 28,677.86
ARCHIVE	\$ 57,817.93	\$ -	\$ -	\$ 1.08	\$ 57,819.01
DIST ATTY FORFEITURE	\$ 21,896.50	\$ -	\$ -	\$ 0.32	\$ 21,896.82
SHERIFF FORFEITURE	\$ 45,643.84	\$ -	\$ -	\$ 0.91	\$ 45,644.75
JAIL COMMISSARY	\$ 82,767.03	\$ -	\$ -	\$ 1.56	\$ 82,768.59
2004 GO-REFUNDING	\$ 155,815.06	\$ -	\$ -	\$ 2.94	\$ 155,818.00
HOTEL/MOTEL TAX	\$ 189,385.08	\$ -	\$ -	\$ 3.50	\$ 189,388.58
AMERICAN RESCUE GRANT	\$ 1,000,029.91	\$ -	\$ -	\$ 18.84	\$ 1,000,048.75
TOTAL: TREAS FUND	\$ 11,944,752.49	\$ -	\$ -	\$ 225.25	\$ 11,944,977.74

YEAR - TO - DATE INTEREST	BAL FORWARD:	CURRENT INT.:	BALANCE:
	\$ 4,418.37	\$ 225.25	\$ 4,643.62

AVG. YEILD FOR AUGUST 2021 0.02% MKT VALUE/ SHARI \$ 1.00

**INVESTMENTS-TEX STAR
PATTY BRENNAN, COOKE COUNTY TREASURER
AUGUST 2021**

ACCT NAME	BALANCE FORWARD	DEPOSITS	WITH-DRAWALS	CURRENT INTEREST	ENDING BALANCE
GENERAL	\$ 4,088,370.81	\$ -	\$ -	\$ 34.72	\$ 4,088,405.53
R & B -1	\$ 455,171.24	\$ -	\$ -	\$ 3.76	\$ 455,175.00
R & B -2	\$ 804.04	\$ -	\$ -	\$ -	\$ 804.04
R & B -3	\$ 286,545.06	\$ -	\$ -	\$ 2.48	\$ 286,547.54
R & B -4	\$ 376,262.07	\$ -	\$ -	\$ 3.14	\$ 376,265.21
FM & L	\$ 335,552.75	\$ -	\$ -	\$ 2.83	\$ 335,555.58
ADULT PROBATION	\$ 204,165.18	\$ -	\$ 50,000.00	\$ 1.42	\$ 154,166.60
PERM IMP	\$ 772,343.72	\$ -	\$ -	\$ 6.51	\$ 772,350.23
CC LIBRARY	\$ 21,507.02	\$ -	\$ -	\$ 0.27	\$ 21,507.29
JP- CH SECURITY	\$ 10,569.52	\$ -	\$ -	\$ 0.04	\$ 10,569.56
COURTHOUSE SECURITY	\$ 83,296.16	\$ -	\$ -	\$ 0.66	\$ 83,296.82
RECORDS MANAGEMENT	\$ 11,588.62	\$ -	\$ -	\$ 0.04	\$ 11,588.66
RECORDS PRESERVATION	\$ 18.65	\$ -	\$ -	\$ -	\$ 18.65
ARCHIVE FEES	\$ 66,743.35	\$ -	\$ -	\$ 0.58	\$ 66,743.93
2012 GO REFUNDING	\$ 162,098.16	\$ -	\$ -	\$ 1.28	\$ 162,099.44
STATE FEES	\$ 5,911.77	\$ -	\$ -	\$ -	\$ 5,911.77
DIST ATTY FORFEITURE	\$ 26,243.16	\$ -	\$ -	\$ 0.27	\$ 26,243.43
SHERIFF FORFEITURE	\$ 20,950.88	\$ -	\$ -	\$ 0.27	\$ 20,951.15
JAIL COMMISSARY	\$ 51,275.97	\$ -	\$ -	\$ 0.35	\$ 51,276.32
HOTEL/MOTEL TAX	\$ 123,675.25	\$ -	\$ -	\$ 0.97	\$ 123,676.22
AMERICAN RESCUE GRANT	\$ 1,000,019.57	\$ -	\$ -	\$ 8.41	\$ 1,000,027.98
TOTAL: TREAS FUND	\$ 8,103,112.95	\$ -	\$ 50,000.00	\$ 68.00	\$ 8,053,180.95

YEAR - TO - DATE INTEREST	BAL FORWARD	CURRENT INT.	BALANCE
	\$ 3,324.48	\$ 68.00	\$ 3,392.48

AVG. YEILD FOR AUG 2021 0.01% MKT VALUE / SHARE \$ 1.00

**INVESTMENTS-LOGIC
PATTY BRENNAN, COOKE COUNTY TREASURER
AUGUST 2021**

ACCT NAME	BALANCE FORWARD	DEPOSITS	WITH-DRAWALS	CURRENT INTEREST	ENDING BALANCE
GENERAL	\$ 3,788,222.60	\$ -	\$ -	\$ 125.19	\$ 3,788,347.79
R & B -1	\$ 447,402.61	\$ -	\$ -	\$ 14.80	\$ 447,417.41
R & B -2	\$ 188,402.83	\$ -	\$ -	\$ 6.23	\$ 188,409.06
R & B -3	\$ 392,346.71	\$ -	\$ -	\$ 12.98	\$ 392,359.69
R & B -4	\$ 534,449.41	\$ -	\$ -	\$ 17.66	\$ 534,467.07
FM & L	\$ 131,185.86	\$ -	\$ -	\$ 4.35	\$ 131,190.21
ADULT PROBATION	\$ 159,080.47	\$ -	\$ -	\$ 5.23	\$ 159,085.70
PERM IMP	\$ 733,148.49	\$ -	\$ -	\$ 24.21	\$ 733,172.70
LAW LIBRARY	\$ 51,464.09	\$ -	\$ -	\$ 1.73	\$ 51,465.82
COURTHOUSE SECURITY	\$ 53,087.08	\$ -	\$ -	\$ 1.75	\$ 53,088.83
RECORDS MANAGEMENT	\$ 20,861.69	\$ -	\$ -	\$ 0.64	\$ 20,862.33
ARCHIVE FEES	\$ 26,452.72	\$ -	\$ -	\$ 0.90	\$ 26,453.62
DIST ATTY FORFEITURE	\$ 26,452.72	\$ -	\$ -	\$ 0.90	\$ 26,453.62
SHERIFF FOREITURE	\$ 26,452.72	\$ -	\$ -	\$ 0.90	\$ 26,453.62
2012 GO REFUNDING	\$ 60,209.88	\$ -	\$ -	\$ 2.00	\$ 60,211.88
AMERICAN RESCUE GRANT	\$ 1,000,113.63	\$ -	\$ -	\$ 33.07	\$ 1,000,146.70
TOTAL: TREAS FUND	\$ 7,639,333.51	\$ -	\$ -	\$ 252.54	\$ 7,639,586.05

YEAR - TO - DATE INTEREST	BAL FORWARD	CURRENT INT.	BALANCE
	\$ 6,967.22	\$ 252.54	\$ 7,219.76

AVG. YEILD FOR AUG 2021 0.04% MKT VALU/SHARE \$ 1.00

COOKE COUNTY
16960003

Custody Holdings for Currency USD

As of 07/31/2021
Page 1

Security Receipt	Trade Date	Cost Basis	Par/Shares Original Face	Description Rate, Maturity	Principal Cost Market Value	Date Priced
38149MYY6	04/28/2021	N/A	249,000.00	GOLDMAN SACHS BK USA CD	249,000.00	07/30/2021
286005505	05/05/2021	N/A	.00	.10, 05/05/2022	249,048.56	07/30/2021
78658REU1	04/28/2021	N/A	249,000.00	SAFRA NATL BANK CD	249,000.00	07/30/2021
286005506	05/06/2021	N/A	.00	.10, 05/05/2022	249,048.56	07/30/2021
9127965G0	12/23/2020	N/A	1,000,000.00	UNITED STATES TREAS BILLS	999,342.00	07/30/2021
343014023	12/24/2020		.00	DI, 12/02/2021	999,839.00	07/30/2021
91282CBX8	04/28/2021	100,000,000	1,000,000.00	UNITED STATES TREAS NOTE	1,000,000.00	07/30/2021
286005501	04/30/2021		.00	.125, 04/30/2023	999,375.00	07/30/2021
Total USD Par			2,496,000.00	Total USD Cost	2,497,342.00	
Total USD Original Face			2,496,000.00	Total USD Market Value	2,497,311.12	

BBVA USA, Member FDIC
BBVA USA, Member FDIC

BBVA

C.D. INVESTMENTS

LANDMARK BANK

August 2021

<u>C.D.#</u>	<u>PURCHASE DATE</u>	<u>AMOUNT</u>	<u>MAT. DATE</u>
Library Liddell 2363	Jan 17, 2021	7,500.00	Jan 25, 2023
Library Liddell 2389	Jan 17, 2021	7,500.00	Jan 25, 2023
Library Rosenstein 5099	Dec 12, 2020	11,000.00	Dec 12, 2023
Library Rosenstein 8294	Mar 16, 2021	8,000.00	Mar 24, 2024

INT. EARNED MONTHLY:

2-Liddell CD's @ 1.00%
Rosenstein #5099 CD @ 1.00%
Rosenstein #8294 CD @ .60%

Interest is deposited into the Treasurer's Fund. The 4 Library's CDs' interest is deposited quarterly.

PROSPERITY BANK

GEN/14401708	Sept 17, 2019	250,000.00	Sept 17, 2021
--------------	---------------	------------	---------------

INT. EARNED MONTHLY:

Gen CD @ 1.85%

Interest accrues monthly and is deposited monthly with depository bank into the Treasurer's Fund.

C.D. INVESTMENTS

THE FIRST STATE BANK

August 2021

<u>C.D.#</u>	<u>PURCHASE DATE</u>	<u>AMOUNT</u>	<u>MAT. DATE</u>
GEN/6877	Dec17, 2020	250,000.00	Dec 17, 2022

INT. EARNED MONTHLY:

Gen CD @ .50% *
(* With a Bump-up feature)

Interest accrues monthly and is deposited monthly with depository bank into the Treasurer's Fund.

MUENSTER STATE BANK

GEN/2254	Sept 17, 2017	250,000.00	Sept 17, 2021
----------	---------------	------------	---------------

INT. EARNED MONTHLY:

Gen CD @ 1.35%

Interest accrues monthly and is deposited monthly with depository bank into the Treasurer's Fund.



1 September 2021

COOKE COUNTY
PATTY BRENNAN
101 S DIXON ST
GAINESVILLE, TX 76240-4729

COLLATERAL REPORT as of: 31 August 2021

Pledgee Code: COKC

Demand Deposit Balance: \$9,312,638.23

C.D. Balance \$1,013,922.20

Amount in Excess of FDIC Ins: \$9,826,560.43

Required Pledge Amount: \$10,809,216.47

See attached detail report for amount and description of securities pledged to account.

Total Pledged Par Amount: \$15,087,962.00

Total Collateral Market Value*: \$15,093,777.00

Total Other Collateral: \$ 0.00

**Prices were obtained within five (5) days of the date of this report.*

FDIC Insurance is calculated by FDIC rules

- Pricing supplied by various third party sources including INTERACTIVE DATA and BLOOMBERG INFORMATION SERVICES. Certain infrequently traded Municipal Securities may be priced by utilizing a pricing matrix derived from the current Municipal yield curve.*
- Prices provided are indications only, and although derived from sources we believe reliable, they are not considered all-inclusive.*

All securities are held at Raymond James.

Reportfolio

Simmons First National Bank, Pine Bluff, AR
 Published: 9/1/2021 11:45:19 AM

Management Report
 Pledged To: COOKE COUNTY

Date: 31-Aug-21
 Page: 193

Safekeeping

Code	Cusip	Description	Maturity	Prerfund	Pool	Moody	Original Face	Pledged Percent	Original Face Value	Pledged Par Value	Pledged Book Value	Pledged Market Value
Location	Trans#	FAS 115			Coupon	StdPoor						
FRSL	3133KLAL1	FHLMC Pool #RA4511	2/1/2051		RA4511		\$6,644,672.00	11.81%	\$784,672.00	\$774,035.42	\$779,731.07	\$761,348.98
	593101202102101	FAS 115			1.500							
FEDERAL RESERVE BANK, ST. HTM												
FRSL	3133KLAL1	FHLMC Pool #RA4511	2/1/2051		RA4511		\$6,644,672.00	27.54%	\$1,830,000.00	\$1,805,193.53	\$1,818,476.85	\$1,775,606.40
	593101202102101	FAS 115			1.500							
FEDERAL RESERVE BANK, ST. HTM												
2 MBS - Fixed Rate												
FRSL	3138ESAM0	FNMA Pool #AL9911	9/1/2039		AL9911		\$10,000,000.00	50.00%	\$5,000,000.00	\$1,518,733.50	\$1,594,867.14	\$1,618,802.85
	472040201708181	FAS 115			2.315							
FEDERAL RESERVE BANK, ST. AFS												
1 MBS - Variable Rate												
FRSL	3133ELZB3	FFCB Callable	5/14/2035		1.950	AA+	\$10,000,000.00	100.00%	\$10,000,000.00	\$10,000,000.00	\$10,000,000.00	\$9,968,350.00
	552716202005081	FAS 115										
FEDERAL RESERVE BANK, ST. AFS												
FRSL	3133EL6C3	FFCB Callable	9/10/2035		1.730	Aaa	\$25,000,000.00	1.96%	\$490,000.00	\$490,000.00	\$489,675.83	\$479,936.87
	571314202009141	FAS 115										
FEDERAL RESERVE BANK, ST. AFS												
FRSL	3133EL6C3	FFCB Callable	9/10/2035		1.730	Aaa	\$25,000,000.00	2.00%	\$500,000.00	\$500,000.00	\$499,669.21	\$489,731.50
	571314202009141	FAS 115										
FEDERAL RESERVE BANK, ST. AFS												
3 Agency Notes/Bonds - FR												
Total Pledged 6 To: COOKE COUNTY												
		\$0.00	Munis with Maturity Under 2 Years			\$0.00	Other securities with Stated Maturity Under 2 Years		\$10,990,000.00	\$10,990,000.00	\$10,989,345.04	\$10,938,018.37
		\$0.00	Munis with Maturity Over 2 Years			\$15,087,962.44	Other securities with Stated Maturity Over 2 Years		\$18,604,672.00	\$15,087,962.44	\$15,182,420.10	\$15,093,776.60

** If no data is shown, then there are no pledges for the current period.

DISTRB PT J1 AS OF CLOSE OF BUSINESS 08-31-2021 J7BM INSTITUTION ID: #J7BM

PLEDGEE: COOKE COUNTY 100 S. DIXON RM. 106

GAINESVILLE TX 76240

HOLDER : 082900432 - SIMMONS PB AR ACCOUNT: J7BM - *COOKE COUNTY

CUSIP # BALANCE BOOK VALUE

3133ELZB3 1.95 FCOR 21-35 AN 05-14-35 10,000,000.00 10,000,000.00

3133EL6C3 1.73 FCOR 21-35 AX 09-10-35 990,000.00 990,000.00

3133KLLA1 FEPC 01.500 CLRA4511 02-01-51 2,614,672.00 2,614,672.00

3138ESAM0 FNAR XX.XXX MSAL9911 09-01-39 1,518,733.50 1,518,733.50

18,604,672.00 18,604,672.00

15,087,962.44 15,087,962.44

15,087,962.44 15,087,962.44

GRAND TOTAL:

SUBTOTAL:

0.3037467000

0.9864445500

1.0000000000

1.0000000000

PAR BVF

RESP FRB:H2



Pledge Security Listing

August 31, 2021

ID	CUSIP	Description	Safetkeeping Location	Safetkeeping Receipt	Coupon	Maturity Date	Call Date	Moody	S&P	Fitch	ASC 320	Face Amount	Current Par	Current Book Value	Market Value	Gain(Loss)
4226	3138WDY19	FNMA #AS4314	FHLB		2.50	01/01/2030		AAA	AA+	AAA	HTM	1,500,000	355,906.50	360,660.21	372,812.06	12,151.85
Total for COOKE COUNTY												360,660.21	372,812.06	12,151.85		

COOKE COUNTY

Although the information in this report has been obtained from sources believed to be reliable, its accuracy cannot be guaranteed.

COMBINED STATEMENT OF CASH POSITION FOR AUGUST

DATE	FUND NAME	CHECKING ACCOUNT	CHECKING AMOUNT	TDOA ACCOUNT	TDOA AMOUNT	FUND TOTAL
2021 001	GENERAL	TREAS FUND	2,958,599.68	TEXPOOL LOGIC TEXSTAR STONE T-BILLS CERT DEPOS	6,307,174.61 3,788,347.79 4,088,405.53 1,999,342.00 1,248,000.00	20,389,869.61
2021 011	ROAD & BRIDGE 1	TREAS FUND	313,750.42	TEXPOOL LOGIC TEXSTAR STONE	651,275.88 447,417.41 455,175.00	1,867,618.71
2021 012	ROAD & BRIDGE 2	TREAS FUND	213,359.72	TEXPOOL LOGIC TEXSTAR	355,424.35 188,409.06 804.04	757,997.17
2021 013	ROAD & BRIDGE 3	TREAS FUND	984,958.23	TEXPOOL LOGIC TEXSTAR	486,460.25 392,359.69 286,547.54	2,150,325.71
2021 014	ROAD & BRIDGE 4	TREAS FUND	349,412.31	TEXPOOL LOGIC TEXSTAR	601,480.39 534,467.07 376,265.21	1,861,624.98
2021 019	FM & LATERAL	TREAS FUND	21,794.59	TEXPOOL LOGIC TEXSTAR	327,749.02 131,190.21 335,555.58	816,289.40
2021 020	TJPC	TREAS FUND	22,614.26	TEXPOOL LOGIC TEXSTAR	2,145.76	24,760.02
2021 021	JUVENILE PROB-ISP	TREAS FUND		TEXPOOL LOGIC TEXSTAR		
2021 022	JUVENILE PROBATION	TREAS FUND	45,218.08	TEXPOOL LOGIC TEXSTAR		45,218.08
2021 023	JUVENILE PROB. IV-E	TREAS FUND	104.21	TEXPOOL LOGIC TEXSTAR		104.21
2021 024	JUVENILE DELINQUENCY PREVENT	TREAS FUND	12,596.87	TEXPOOL LOGIC TEXSTAR		12,596.87
2021 028	ADULT PROBATION	TREAS FUND	44,119.89	TEXPOOL LOGIC TEXSTAR	203,956.87 159,085.70 154,166.60	561,329.06
2021 029	COMMUNITY CORRECTIONS	TREAS FUND	4,718.03	TEXPOOL LOGIC		4,718.03
2021 031	CONTRACT ELECTIONS	TREAS FUND	16,277.15	TEXPOOL LOGIC		16,277.15

DATE	FUND NAME	CHECKING ACCOUNT	CHECKING AMOUNT	TD0A ACCOUNT	TD0A AMOUNT	FUND TOTAL
2021 032	DISTRICT CLERK PRESERVATION	TREAS FUND	7,380.33-	TEXPOOL LOGIC TEXSTAR	610.23	6,770.10-
2021 033	COUNTY/DISTRICT TECHNOLOGY	FTREAS FUND	8,773.09	TEXPOOL LOGIC TEXSTAR	1,609.89	10,382.98
2021 034	COURT REPORTER	TREAS FUND	13,532.42	TEXPOOL LOGIC TEXSTAR	9,443.39	22,975.81
2021 035	PERMANENT IMPROVEMENT	TREAS FUND	137,831.49	TEXPOOL LOGIC TEXSTAR STONE	1,107,349.85 733,172.70 772,350.23	2,750,704.27
2021 037	LAW ENFORCEMENT ED	TREAS FUND	10,932.72	TEXPOOL LOGIC TEXSTAR	10,618.02	21,550.74
2021 038	JP TECH	TREAS FUND	19,526.54	TEXPOOL LOGIC TEXSTAR	27,889.62	47,416.16
2021 040	LAW LIBRARY	TREAS FUND	22,752.67	TEXPOOL LOGIC TEXSTAR	117,109.54 51,465.82	191,328.03
2021 041	CC LIBRARY FUND	TREAS FUND	31,250.97	TEXPOOL LOGIC TEXSTAR	28,677.86	81,436.12
2021 042	CC HISTORICAL COMM.	TREAS FUND	2,502.21	TEXPOOL LOGIC TEXSTAR	5,330.04	2,502.21
2021 043	JP COURTHOUSE SECURITY	TREAS FUND	24,330.84	TEXPOOL LOGIC TEXSTAR	10,569.56	40,230.44
2021 044	COURTHOUSE SECURITY	TREAS FUND	47,706.74	TEXPOOL LOGIC TEXSTAR TEXPOOL LOGIC	103,117.17 53,088.83 83,296.82	287,209.56
2021 046	CHAPTER 19	TREAS FUND	348.69-	TEXPOOL		348.69-
2021 047	CC RECORDS MANAGEMENT	TREAS FUND	2,538.76	TEXPOOL		2,538.76
2021 048	COUNTY RECORDS MANAGEMENT	TREAS FUND	1,668.60	TEXPOOL LOGIC TEXSTAR	14,820.91 20,862.33 11,588.66	48,940.50
2021 049	CC RECORDS PRESERVATION	TREAS FUND	34,276.62-	TEXPOOL LOGIC TEXSTAR	16.25	34,241.72-

FUND NAME	CHECKING ACCOUNT	CHECKING AMOUNT	TD0A ACCOUNT	TD0A AMOUNT	FUND TOTAL
2021 050 DIST CLERK RECORDS MANAGEMENT	TREAS FUND	10,879.83	TEXPOOL LOGIC	15,933.79	26,813.62
2021 051 DISTRICT CLERK ARCHIVE	TREAS FUND	25,658.37	TEXPOOL LOGIC	4,248.53	29,906.90
2021 052 COUNTY CLERK ARCHIVE FEE	TREAS FUND	54,434.73	TEXPOOL LOGIC	57,819.01	205,451.29
2021 053 CA CHECK COLLECTING	TREAS FUND	1,301.39	TEXPOOL LOGIC	66,743.93	1,301.39
2021 054 DA CHECK COLLECTING	TREAS FUND	300.34	TEXPOOL LOGIC	26,453.62	300.34
2021 056 DISTRICT ATTY FORFEITURE	TREAS FUND	21,154.61	TEXPOOL LOGIC	26,243.43	95,748.48
2021 057 D A SEIZURE FUND	TREAS	104,219.10	TEXPOOL LOGIC	21,896.82	104,219.10
2021 058 SHERIFF FORFEITURE	TREAS FUND	21,144.58	TEXPOOL LOGIC	26,453.62	114,194.10
2021 059 JAIL COMMISSARY	TREAS FUND	50,150.45	TEXPOOL LOGIC	20,951.15	82,768.59
2021 061 2004 GO REFUNDING DEBT SERVITREAS	TREAS FUND	145,460.32	TEXPOOL LOGIC	51,276.32	184,195.36
2021 088 STATE FEES	TREAS FUND	52,839.12	TEXPOOL LOGIC	155,818.00	523,589.64
2021 090 OFFICER'S TRUST	TREAS FUND		TEXSTAR	162,211.88	67,901.91
2021 091 LIBRARY TRUST - LIDDELL	TREAS FUND	1,091.63	TEXSTAR	9,151.02	16,091.63
2021 092 LIBRARY TRUST - ROSENSTEIN	TREAS FUND	63.36	CERT DEPOS	5,911.77	18,936.64
2021 098 PAYROLL CLEARING	PAYROLL	642,021.63		19,000.00	642,021.63
2021 100 CHILD ABUSE PREVENTION FUND	TREAS FUND	483.64	TEXPOOL LOGIC		483.64
2021 101 PRETRIAL DIVERISION	TREAS FUND	13,720.03	TEXPOOL LOGIC		13,720.03
2021 102 HOTEL OCCUPANCY TAX FUND	TREAS FUND	120,963.95	TEXSTAR	189,388.58	434,028.75

DATE 09/20/2021 TIME 15:25

COMBINED STATEMENT OF CASH POSITION FOR AUGUST

FUND NAME	CHECKING ACCOUNT	CHECKING AMOUNT	TDOA ACCOUNT	TDOA AMOUNT	FUND TOTAL
2021 103 HAVA GRANT FUND			TEXPOOL LOGIC TEXSTAR	1,000,048.75 1,000,146.70 1,000,027.98	4,014,382.14
2021 104 AMERICAN RESCUE PROG GRANT	TREAS FUND	1,014,158.71			
TOTAL		7,548,783.92		30,919,086.74	38,467,870.66

CHECK ACCOUNT

ACCOUNT BALANCE - TREAS FUND
 ACCOUNT BALANCE - TREAS
 ACCOUNT BALANCE - PAYROLL

CHECK
 6,802,543.19
 104,219.10
 642,021.63

TOTAL

7,548,783.92

TDOA ACCOUNT

TDOA

ACCOUNT BALANCE - TEXPOOL
 ACCOUNT BALANCE - LOGIC
 ACCOUNT BALANCE - TEXSTAR
 ACCOUNT BALANCE - T-BILLS
 ACCOUNT BALANCE - CERT DEPOS

11,944,977.74
 7,639,586.05
 8,053,180.95
 1,999,342.00
 1,282,000.00

TOTAL

30,919,086.74

ACCOUNT NAME	BEGINNING CASH BALANCE	CASH RECEIPTS	CASH DISBURSEMENTS	ENDING CASH BALANCE
2021 001 GENERAL	3,520,656.96	903,870.93	1,465,928.21	2,958,599.68
CASH - GENERAL FUND	2,144.00	.00	.00	2,144.00
CASH ON HAND	6,307,055.72	118.89	.00	6,307,174.61
CASH INVESTED - TEXPOOL	3,788,222.60	125.19	.00	3,788,347.79
CASH INVESTED - LOGIC	4,088,370.81	34.72	.00	4,088,405.53
CASH INVESTED - TEXSTAR	1,999,342.00	.00	.00	1,999,342.00
CASH INVESTED - STONE CASTLE	1,248,000.00	.00	.00	1,248,000.00
T-BILLS - INVESTMENTS	20,953,792.09	904,149.73	1,465,928.21	20,392,013.61
CASH INVESTMENT-CD				
FUND TOTALS				

ACCOUNT NAME	BEGINNING CASH BALANCE	CASH RECEIPTS	CASH DISBURSEMENTS	ENDING CASH BALANCE
2021 011 ROAD & BRIDGE 1	426,745.31	21,010.18	134,005.07	313,750.42
CASH - ROAD & BRIDGE # 1	651,263.60	12.28	.00	651,275.88
CASH INVESTED - TEXPOOL	447,402.61	14.80	.00	447,417.41
CASH INVESTED - LOGIC	455,171.24	3.76	.00	455,175.00
CASH INVESTED - TEXSTAR	.00	.00	.00	.00
STONE CASTLE	.00	.00	.00	.00
T-BILL INVESTMENTS	1,980,582.76	21,041.02	134,005.07	1,867,618.71
FUND TOTALS				

ACCOUNT NAME	BEGINNING CASH BALANCE	CASH RECEIPTS	CASH DISBURSEMENTS	ENDING CASH BALANCE
2021 012 ROAD & BRIDGE 2	418,354.97	20,818.58	225,813.83	213,359.72
CASH - ROAD & BRIDGE # 2	355,417.65	6.70	.00	355,424.35
CASH INVESTED - TEXPOOL	188,402.83	6.23	.00	188,409.06
CASH INVESTED - LOGIC	804.04	.00	.00	804.04
CASH INVESTED - TEXSTAR	.00	.00	.00	.00
T-BILL INVESTMENTS	962,979.49	20,831.51	225,813.83	757,997.17
FUND TOTALS				

ACCOUNT NAME	BEGINNING CASH BALANCE	CASH RECEIPTS	CASH DISBURSEMENTS	ENDING CASH BALANCE
2021 013 ROAD & BRIDGE 3	1,092,433.07	21,985.35	129,460.19	984,958.23
CASH - ROAD & BRIDGE # 3	486,451.10	9.15	.00	486,460.25
CASH INVESTED - TEXPOOL	392,346.71	12.98	.00	392,359.69
CASH INVESTED - LOGIC	286,545.06	2.48	.00	286,547.54
CASH INVESTED - TEXSTAR	.00	.00	.00	.00
T-BILL INVESTMENTS	2,257,775.94	22,009.96	129,460.19	2,150,325.71
FUND TOTALS				

ACCOUNT NAME	BEGINNING CASH BALANCE	CASH RECEIPTS	CASH DISBURSEMENTS	ENDING CASH BALANCE
2021 014 ROAD & BRIDGE 4	447,803.38	21,695.61	120,086.68	349,412.31
CASH - ROAD & BRIDGE # 4	601,469.08	11.31	.00	601,480.39
CASH INVESTED - TEXPOOL	534,449.41	17.66	.00	534,467.07
CASH INVESTED - LOGIC	376,262.07	3.14	.00	376,265.21
CASH INVESTED - TEXSTAR	.00	.00	.00	.00
T-BILL INVESTMENTS	1,959,983.94	21,727.72	120,086.68	1,861,624.98
FUND TOTALS				

ACCOUNT NAME	BEGINNING CASH BALANCE	CASH RECEIPTS	CASH DISBURSEMENTS	ENDING CASH BALANCE
2021 019 FM & LATERAL	21,696.35	98.24	.00	21,794.59
CASH - F M & LATERAL	327,742.87	6.15	.00	327,749.02
CASH INVESTED - LOGIC	131,185.86	4.35	.00	131,190.21
CASH INVESTED - TEXSTAR	335,552.75	2.83	.00	335,555.58
T-BILL INVESTMENT	.00	.00	.00	.00
FUND TOTALS	816,177.83	111.57	.00	816,289.40

ACCOUNT NAME	BEGINNING CASH BALANCE	CASH RECEIPTS	CASH DISBURSEMENTS	ENDING CASH BALANCE
2021 020 TUPC	41,645.59	113.19	19,144.52	22,614.26
CASH - T.J.P.C.	2,145.76	.00	.00	2,145.76
CASH INVESTED - LOGIC	.00	.00	.00	.00

ACCOUNT NAME	BEGINNING CASH BALANCE	CASH RECEIPTS	CASH DISBURSEMENTS	ENDING CASH BALANCE
2021 021 JUVENILE PROB-ISP	43,791.35	113.19	19,144.52	24,760.02
CASH INVESTED - TEXSTAR	.00	.00	.00	.00
INVESTMENTS	.00	.00	.00	.00
CASH INVESTED - LOGIC	.00	.00	.00	.00
CASH INVESTED - TEXSTAR	.00	.00	.00	.00
FUND TOTALS	.00	.00	.00	.00
2021 022 JUVENILE PROBATION	45,050.84	167.24	.00	45,218.08
CASH JUV. PROB. DIV	.00	.00	.00	.00
INVESTMENTS	.00	.00	.00	.00
FUND TOTALS	45,050.84	167.24	.00	45,218.08
2021 023 JUVENILE PROB. IV-E	103.89	.32	.00	104.21
CASH - IV-E	.00	.00	.00	.00
CASH INVESTED - LOGIC	.00	.00	.00	.00
CASH INVESTED - TEXSTAR	.00	.00	.00	.00
FUND TOTALS	103.89	.32	.00	104.21
2021 024 JUVENILE DELINQUENCY PREVENTN	12,558.14	38.73	.00	12,596.87
CASH - JUVENILE DELINQUENCY PR	.00	.00	.00	.00
INVESTMENTS	.00	.00	.00	.00
CASH INVESTED - LOGIC	.00	.00	.00	.00
CASH INVESTED - TEXSTAR	.00	.00	.00	.00
FUND TOTALS	12,558.14	38.73	.00	12,596.87
2021 028 ADULT PROBATION	31,120.11	78,258.45	65,258.67	44,119.89
CASH ON HAND	75.00	.00	.00	75.00
CASH INVESTED - TEXPOOL	203,953.07	3.80	.00	203,956.87
CASH INVESTED - LOGIC	159,080.47	5.23	.00	159,085.70
CASH INVESTED - TEXSTAR	204,165.18	1.42	50,000.00	154,166.60
FUND TOTALS	598,393.83	78,268.90	115,258.67	561,404.06
2021 029 COMMUNITY CORRECTIONS	9,925.53	.00	5,207.50	4,718.03
CASH - COMMUNITY CORRECTI	.00	.00	.00	.00
INVESTMENTS	.00	.00	.00	.00
CASH INVESTED - LOGIC	.00	.00	.00	.00
FUND TOTALS	9,925.53	.00	5,207.50	4,718.03
2021 031 CONTRACT ELECTIONS	16,224.06	53.09	.00	16,277.15
CASH - CONTRACT ELECTIONS	.00	.00	.00	.00
CASH INVESTED - TEXPOOL	.00	.00	.00	.00
CASH INVESTED - LOGIC	.00	.00	.00	.00
FUND TOTALS	16,224.06	53.09	.00	16,277.15
2021 032 DISTRICT CLERK PRESERVATION	6,344.71	347.00	1,382.62	7,380.33
CASH - DISTRICT CLERK PRESERVATI	610.23	.00	.00	610.23
INVESTMENTS	.00	.00	.00	.00
CASH INVESTED - LOGIC	.00	.00	.00	.00
CASH INVESTED - TEXSTAR	.00	.00	.00	.00
FUND TOTALS	5,734.48	347.00	1,382.62	6,770.10
2021 033 COUNTY/DISTRICT TECHNOLOGY FUN	8,730.19	42.90	.00	8,773.09
CASH - COUNTY/DISTRICT TECH				

ACCOUNT NAME	BEGINNING CASH BALANCE	CASH RECEIPTS	CASH DISBURSEMENTS	ENDING CASH BALANCE
INVESTMENTS	1,609.89	.00	.00	1,609.89
CASH INVESTED - LOGIC	.00	.00	.00	.00
CASH INVESTED - TEXSTAR	.00	.00	.00	.00
FUND TOTALS	10,340.08	42.90	.00	10,382.98

2021 034 COURT REPORTER				
CASH - COURT REPORTER FUND	12,838.18	694.24	.00	13,532.42
INVESTMENTS	9,443.08	.31	.00	9,443.39
CASH INVESTED - LOGIC	.00	.00	.00	.00
CASH INVESTED - TEXSTAR	.00	.00	.00	.00
FUND TOTALS	22,281.26	694.55	.00	22,975.81

2021 035 PERMANENT IMPROVEMENT				
CASH - PERMANENT IMPROVEM	173,556.72	4,774.05	40,499.28	137,831.49
CASH INVESTED - TEXPOOL	1,107,328.99	20.86	.00	1,107,349.85
CASH INVESTED - LOGIC	733,148.49	24.21	.00	733,172.70
CASH INVESTED - TEXSTAR	772,343.72	6.51	.00	772,350.23
STONE CASTLE	.00	.00	.00	.00
T-BILL INVESTMENTS	.00	.00	.00	.00
FUND TOTALS	2,786,377.92	4,825.63	40,499.28	2,750,704.27

2021 037 LAW ENFORCEMENT ED				
CASH - LAW ENFORCEMENT ED	11,095.86	36.86	200.00	10,932.72
CASH INVESTED	10,617.71	.31	.00	10,618.02
CASH INVESTED - LOGIC	.00	.00	.00	.00
CASH INVESTED - TEXSTAR	.00	.00	.00	.00
FUND TOTALS	21,713.57	37.17	200.00	21,550.74

2021 038 JP TECH				
CASH - J P TECH FUND	20,100.99	110.39	684.84	19,526.54
INVESTMENTS	27,889.00	.62	.00	27,889.62
CASH INVESTED - LOGIC	.00	.00	.00	.00
CASH INVESTED - TEXSTAR	.00	.00	.00	.00
FUND TOTALS	47,989.99	111.01	684.84	47,416.16

2021 040 LAW LIBRARY				
CASH - LAW LIBRARY	21,911.59	1,348.23	507.15	22,752.67
CASH INVESTED	117,107.35	2.19	.00	117,109.54
CASH INVESTED - LOGIC	51,464.09	1.73	.00	51,465.82
CASH INVESTED - TEXSTAR	.00	.00	.00	.00
FUND TOTALS	190,483.03	1,352.15	507.15	191,328.03

2021 041 CC LIBRARY FUND				
CASH - COOKE COUNTY LIBRA	29,320.70	2,459.47	529.20	31,250.97
CASH INVESTED	28,677.24	.62	.00	28,677.86
CASH INVESTED - LOGIC	.00	.00	.00	.00
CASH INVESTED - TEXSTAR	21,507.02	.27	.00	21,507.29
T-BILL INVESTMENTS	.00	.00	.00	.00
FUND TOTALS	79,504.96	2,460.36	529.20	81,436.12

2021 042 CC HISTORICAL COMM.				
CASH - COOKE CO. HISTORIC	2,494.07	8.14	.00	2,502.21
FUND TOTALS	2,494.07	8.14	.00	2,502.21

2021 043 JP COURTHOUSE SECURITY				
CASH - JP COURTHOUSE SECURITY	24,242.49	88.35	.00	24,330.84
CASH INVESTED	5,330.04	.00	.00	5,330.04

ACCOUNT NAME	BEGINNING CASH BALANCE	CASH RECEIPTS	CASH DISBURSEMENTS	ENDING CASH BALANCE
2021 044 COURTHOUSE SECURITY				
CASH INVESTED - LOGIC	10,569.52	.00	.00	10,569.52
CASH INVESTED - TEXSTAR	40,142.03	.04	.00	40,230.44
FUND TOTALS		88.39	.00	

2021 046 CHAPTER 19				
CASH - COURTHOUSE SECURITY	51,261.58	1,441.33	4,996.17-	47,706.74
CASH INVESTED - LOGIC	103,115.17	2.00	.00	103,117.17
CASH INVESTED - TEXSTAR	53,087.08	1.75	.00	53,088.83
FUND TOTALS	290,759.99	.66	4,996.17-	287,209.56

2021 047 CC RECORDS MANAGEMENT				
CASH - CC RECORDS MANAGEMENT	661.92-	659.73	346.50-	348.69-
INVESTMENTS - TEXPOOL	.00	.00	.00	.00
FUND TOTALS	661.92-	659.73	346.50-	348.69-

2021 048 COUNTY RECORDS MANAGEMENT				
CASH - RECORDS MANAGEMENT	2,527.89	10.87	.00	2,538.76
CASH INVESTED - LOGIC	14,820.60	.31	.00	14,820.91
CASH INVESTED - TEXSTAR	20,861.69	.64	.00	20,862.33
FUND TOTALS	52,965.03	.04	4,581.26-	48,940.50

2021 049 CC RECORDS PRESERVATION				
CASH - RECORDS PRESERVATION	44,042.62-	9,766.00	.00	34,276.62-
CASH INVESTED - TEXPOOL	16.25	.00	.00	16.25
CASH INVESTED - LOGIC	.00	.00	.00	.00
CASH INVESTED - TEXSTAR	18.65	.00	.00	18.65
FUND TOTALS	44,007.72-	9,766.00	.00	34,241.72-

2021 050 DIST CLERK RECORDS MANAGEMENT				
CASH - D C RECORDS MANAGEMENT	10,546.34	333.49	.00	10,879.83
CASH INVESTED - LOGIC	15,933.48	.31	.00	15,933.79
CASH INVESTED - TEXSTAR	.00	.00	.00	.00
FUND TOTALS	26,479.82	333.80	.00	26,813.62

2021 051 DISTRICT CLERK ARCHIVE				
DISTRICT CLERK ARCHIVE	25,315.81	342.56	.00	25,658.37
INVESTMENTS	4,248.53	.00	.00	4,248.53
CASH INVESTED - LOGIC	.00	.00	.00	.00
CASH INVESTED - TEXSTAR	.00	.00	.00	.00
FUND TOTALS	29,564.34	342.56	.00	29,906.90

2021 052 COUNTY CLERK ARCHIVE FEE				
CASH - RECORDS ARCHIVE	45,238.29	9,196.44	.00	54,434.73
INVESTMENTS	57,817.93	1.08	.00	57,819.01
CASH INVESTED - LOGIC	26,452.72	.90	.00	26,453.62
CASH INVESTED - TEXSTAR	66,743.35	.58	.00	66,743.93
FUND TOTALS	196,252.29	9,199.00	.00	205,451.29

2021 053 CA CHECK COLLECTING				
CASH - CHECK COLLECTING &	1,333.19	75.00	106.80-	1,301.39

ACCOUNT NAME	BEGINNING CASH BALANCE	CASH RECEIPTS	CASH DISBURSEMENTS	ENDING CASH BALANCE
2021 054 DA CHECK COLLECTING				
CASH INVESTED - LOGIC	.00	.00	.00	.00
CASH INVESTED - TEXSTAR	.00	.00	.00	.00
FUND TOTALS	1,333.19	75.00	106.80	1,301.39
2021 056 DISTRICT ATTY FORFEITURE				
CASH - D.A. FORFEITURE FU	23,837.88	84.57	2,767.84	21,154.61
CASH INVESTED - TEXPOOL	21,896.50	.32	.00	21,896.82
CASH INVESTED - LOGIC	26,452.72	.90	.00	26,453.62
CASH INVESTED - TEXSTAR	26,243.16	.27	.00	26,243.43
FUND TOTALS	98,430.26	86.06	2,767.84	95,748.48
2021 057 D A SEIZURE FUND				
CASH - DA SEIZURE	100,579.85	3,639.25	.00	104,219.10
INVESTMENTS	.00	.00	.00	.00
FUND TOTALS	100,579.85	3,639.25	.00	104,219.10
2021 058 SHERIFF FORFEITURE				
CASH - SHERIFF FORFEITURE	21,079.71	64.87	.00	21,144.58
INVESTMENTS	45,643.84	.91	.00	45,644.75
CASH INVESTED - LOGIC	26,452.72	.90	.00	26,453.62
CASH INVESTED - TEXSTAR	20,950.88	.27	.00	20,951.15
FUND TOTALS	114,127.15	66.95	.00	114,194.10
2021 059 JAIL COMMISSARY				
CASH - JAIL COMMISSARY	50,453.18	85.78	388.51	50,150.45
CASH INVESTED - TEXPOOL	82,767.03	1.56	.00	82,768.59
CASH INVESTED - LOGIC	.00	.00	.00	.00
CASH INVESTED - TEXSTAR	51,275.97	.35	.00	51,276.32
FUND TOTALS	184,496.18	87.69	388.51	184,195.36
2021 061 2004 GO REFUNDING DEBT SERVICE				
CASH - 2004 GO REFUNDING D/S	173,637.98	5,547.34	33,725.00	145,460.32
CASH INVESTED - TEXPOOL	155,815.06	2.94	.00	155,818.00
CASH INVESTED - LOGIC	60,209.88	2.00	.00	60,211.88
CASH INVESTED - TEXSTAR	162,098.16	1.28	.00	162,099.44
T-BILL INVESTMENTS	.00	.00	.00	.00
FUND TOTALS	551,761.08	5,553.56	33,725.00	523,589.64
2021 088 STATE FEES				
CASH - STATE FEES	20,675.93	32,163.48	.29	52,839.12
CASH INVESTED	9,150.73	.29	.00	9,151.02
CASH INVESTED - LOGIC	.00	.00	.00	.00
CASH INVESTED - TEXSTAR	5,911.77	.00	.00	5,911.77
FUND TOTALS	35,738.43	32,163.77	.29	67,901.91
2021 090 OFFICER'S TRUST				
CASH-OFFICERS TRUST	.00	.00	.00	.00
CASH INVESTED	.00	.00	.00	.00
CASH INVESTED - LOGIC	.00	.00	.00	.00
FUND TOTALS	.00	.00	.00	.00
2021 091 LIBRARY TRUST - LIDDELL				
CASH-LIBRARY TRUST/LIDDELL	1,051.01	40.62	.00	1,091.63

ACCOUNT NAME	BEGINNING CASH BALANCE	CASH RECEIPTS	CASH DISBURSEMENTS	ENDING CASH BALANCE
2021 092 LIBRARY TRUST - ROSENSTEIN				
CD INVESTMENT	15,000.00	.00	.00	15,000.00
FUND TOTALS	16,051.01	40.62	.00	16,091.63
2021 098 PAYROLL CLEARING				
CASH - PAYROLL CLEARING INVESTMENTS	63.36-	.00	.00	63.36-
FUND TOTALS	19,000.00	.00	.00	19,000.00
2021 100 CHILD ABUSE PREVENTION FUND				
CASH-CHILD ABUSE PREVENTION	482.09	1.55	.00	483.64
FUND TOTALS	482.09	1.55	.00	483.64
2021 101 PRETRIAL DIVERSION				
CASH-PRETRIAL DIVERSION	13,720.03	.00	.00	13,720.03
FUND TOTALS	13,720.03	.00	.00	13,720.03
2021 102 HOTEL OCCUPANCY TAX FUND				
CASH - HOTEL OCCUPANCY TAX	105,247.26	39,908.91	24,192.22-	120,963.95
CASH INVESTED - TEXPOOL	189,385.08	3.50	.00	189,388.58
CASH INVESTED - LOGIC	123,675.25	.00	.00	123,675.25
CASH INVESTED - TEXSTAR	418,307.59	.97	.00	418,308.56
FUND TOTALS	418,307.59	39,913.38	24,192.22-	434,028.75
2021 103 HAVA GRANT FUND				
CASH - HAVA GRANT FUND	622.55	.00	.00	622.55
CASH INVESTED - TEXPOOL	.00	.00	.00	.00
CASH INVESTED - LOGIC	.00	.00	.00	.00
CASH INVESTED - TEXSTAR	.00	.00	.00	.00
FUND TOTALS	622.55	.00	.00	622.55
2021 104 AMERICAN RESCUE PROG GRANT				
CASH - AMERICAN RESCUE PROG GR	1,010,850.73	3,307.98	.00	1,014,158.71
CASH INVESTED - TEXPOOL	1,000,029.91	18.84	.00	1,000,048.75
CASH INVESTED - LOGIC	1,000,113.63	33.07	.00	1,000,146.70
CASH INVESTED - TEXSTAR	4,011,013.84	8.41	.00	4,014,027.98
FUND TOTALS	4,011,013.84	3,368.30	.00	4,014,382.14
GRAND TOTALS	38,972,712.11	2,306,835.53	2,808,835.43-	38,470,712.21