



MONTHLY REPORT

OCTOBER 2020


PATTY BRENNAN

COOKE COUNTY TREASURER


FINANCIAL REPORTS

October 2020


In accordance with Local Government Code 114.026, this affidavit states the current cash and reports in the custody of the county treasurer as of this date of October 30, 2020.




Jason Brinkley,
Cooke County Judge



Pam Harrison,
Cooke County Clerk




Gary Hollowell,
Commissioner Pct. #1



Jason Snuggs,
Commissioner Pct. #2

John Klement,
Commission Pct. #3



Leon Klement,
Commissioner Pct. #4

FILED FOR RECORD

20 NOV 23 PM 1:42

COURT CLERK CO. TX

BY  11/23/20

AFFIDAVIT

STATE OF TEXAS

COUNTY OF COOKE


The members of the Commissioners' Court of Cooke County, Texas, state as follows:

The requirement of Subsection (C) of the Texas Local Government Code, §114.026 have been met for the term of **October 2020**. The amount of cash and other assets in the custody of the County Treasurer at the time of examination are:

Cash (includes on hand, money market accounts, and short term investments) \$ 30,997,388.35

Other Assets (long term investments) \$ 0.00

Sworn to and subscribed this 23 day of November, 2020.



Jason Brinkley, Cooke County Judge




Gary Hollowell, Commissioner, Pct 1




Jason Snuggs, Commissioner, Pct 2

John Klement, Commissioner, Pct 3




Leon Klement, Commissioner, Pct 4

ATTEST:



Pam Harrison, County Clerk

FILED FOR RECORD
20 NOV 23 PM 1:42
COUNTY OF COOKE, TX
BY  CLERK

PRIOR MONTH ENDING BANK STATEMENT BALANCE \$5,240,590.31 204
 CLEARED DEPOSITS \$3,001,397.70 4
 CLEARED ADDITIONS \$91,066.00 451
 CLEARED CHECKS \$2,991,327.48-
 CLEARED DEDUCTIONS \$118,622.19- 6

CURRENT MONTH ENDING BANK STATEMENT BALANCE \$5,223,104.34

CURRENT MONTH ENDING BANK STATEMENT BALANCE \$5,223,104.34
 OUTSTANDING DEPOSITS \$.00
 OUTSTANDING ADDITIONS \$.00
 OUTSTANDING CHECKS \$458,644.10- 384
 OUTSTANDING DEDUCTIONS \$.00

RECONCILED BOOK BALANCE \$4,764,460.24
 ENDING STATEMENT DATE 10/30/2020 CLERK: PB



3 November 2020

COOKE COUNTY
PATTY BRENNAN
101 S DIXON ST
GAINESVILLE, TX 76240-4729

COLLATERAL REPORT as of: 31 October 2020

Pledgee Code: COKC

Demand Deposit Balance: \$6,584,386.34

C.D. Balance \$1,008,042.98

Amount in Excess of FDIC Ins: \$7,092,429.32

Required Pledge Amount: \$7,801,672.25

See attached detail report for amount and description of securities pledged to account.

Total Pledged Par Amount: \$9,724,963.00

Total Collateral Market Value*: \$10,119,952.00

Total Other Collateral: \$ 0.00

**Prices were obtained within five (5) days of the date of this report.*

FDIC Insurance is calculated by FDIC rules

- *Pricing supplied by various third party sources including INTERACTIVE DATA and BLOOMBERG INFORMATION SERVICES. Certain infrequently traded Municipal Securities may be priced by utilizing a pricing matrix derived from the current Municipal yield curve.*
- *Prices provided are indications only, and although derived from sources we believe reliable, they are not considered all-inclusive.*

All securities are held at Raymond James.

Reportfolio

Simmons First National Bank, Pine Bluff, AR
 Published: 11/2/2020 1:32:50 PM

Management Report
 Pledged To: COOKE COUNTY

Date: 31-Oct-20
 Section V-C Page: 163

Safekeeping		Description		Pool		Original Face		Pledged		Pledged		Pledged	
Code	Cusip	Maturity	Prerefund	Coupon	Moody	StdPoor	Pledged Percent	Original Face Value	Pledged	Par Value	Book Value	Market Value	
Location	Trans#												
FRSL	3136B7V40	FNR 2019-82 EV		3.000			85.44%	\$11,672,240.00	\$9,972,240.00	\$9,345,817.39	\$9,568,187.43	\$9,721,792.15	
	540602202001221	5/25/2031											
FEDERAL RESERVE BANK, ST. AFS													
FRSL	3137FR5D9	FHR 4949 CD		3.000			2.50%	\$20,000,000.00	\$500,000.00	\$379,145.50	\$389,042.59	\$398,159.99	
	541265202001310	9/25/2038											
FEDERAL RESERVE BANK, ST. AFS													
2 CMOs - Fixed Rate								\$10,472,240.00	\$9,724,962.89	\$9,957,230.02	\$10,119,952.13		

Total Pledged	2 To: COOKE COUNTY	Munis with Maturity Under 2 Years	Munis with Maturity Over 2 Years	Other securities with Stated Maturity Under 2 Years	Other securities with Stated Maturity Over 2 Years
\$0.00	\$0.00	\$0.00	\$9,724,962.89	\$9,957,230.02	\$10,119,952.13

** If no data is shown, then there are no pledges for the current period.

PAGE 1 10/30/20 19:20:28
HOLDINGS BAPN032N
CC3 PROD

FEDERAL RESERVE BANK PLEDGEE

DISTRB PT J1
AS OF CLOSE OF BUSINESS 10-30-2020

PLEDGEE: COOKE COUNTY J7BM INSTITUTION ID: #J7BM
100 S. DIXON
RM. 106

GAINESVILLE TX 76240

HOLDER : 082900432 - SIMMONS PB AR

RESP FRB:H2

ACCOUNT: J7BM - *COOKE COUNTY

CUSIP #

BVF

PAR

BALANCE

BOOK VALUE

3136B7V40 FNRM CL082EV R19F082 05-25-31

0.9371833600

9,972,240.00 9,345,817.39

3137FR5D9 FERM 4949CD 09/25/38 09-25-38

0.7582910000

500,000.00 379,145.50

SUBTOTAL:

10,472,240.00 9,724,962.89

GRAND TOTAL:

10,472,240.00 9,724,962.89



PROSPERITY BANK™

Pledge Security Listing

EL CAMPO, TX

October 31, 2020

ID	CUSIP	Description	Safetkeeping Location	Safetkeeping Receipt	Coupon	Maturity Date	Call Date	Moody	S&P	Fitch	ASC 320	Face Amount	Current Par	Current Book Value	Market Value	Gain/(Loss)	
4226	3138WDTL9	FINMA #AS4314	PHLB		2.50	01/01/2030		AAA	AA+	AAA	HTM	1,500,000	502,864.98	510,132.35	518,104.04	7,971.69	
Total for COOKE COUNTY													1,500,000	502,864.98	510,132.35	518,104.04	7,971.69

COOKE COUNTY

Although the information in this report has been obtained from sources believed to be reliable, its accuracy cannot be guaranteed.

C.D. INVESTMENTS

LANDMARK BANK

October 2020

<u>C.D.#</u>	<u>PURCHASE DATE</u>	<u>AMOUNT</u>	<u>MAT. DATE</u>
Library Liddell 7830	Jan 17, 2019	7,500.00	Jan 17, 2021
Library Liddell 7822	Jan 17, 2019	7,500.00	Jan 17, 2021
Library Rosenstein 5099	Sept 12, 2017	11,000.00	Dec 12, 2020
Library Rosenstein 5198	Dec 16, 2017	8,000.00	Mar 16, 2021

INT. EARNED MONTHLY:

2-Liddell CD's @ 1.90%
2-Rosenstein CD's @ 1.05%

Interest is deposited into the Treasurer's Fund. The 2 Gen CDs' interest is deposited monthly, and the 4 Library's CDs' interest is deposited quarterly.

PROSPERITY BANK

GEN/14401708	Sept 17, 2019	250,000.00	Sept 17, 2021
--------------	---------------	------------	---------------

INT. EARNED MONTHLY:

Gen CD @ 1.85%

Interest accrues monthly and is deposited monthly with depository bank into the Treasurer's Fund.

C.D. INVESTMENTS

THE FIRST STATE BANK

October 2020

<u>C.D.#</u>	<u>PURCHASE DATE</u>	<u>AMOUNT</u>	<u>MAT. DATE</u>
GEN/71445	Sept 17, 2019	250,000.00	Dec 17, 2020

INT. EARNED MONTHLY:

Gen CD @ 1.50%

Interest accrues monthly and is deposited monthly with depository bank into the Treasurer's Fund.

MUENSTER STATE BANK

GEN/2254	Sept 17, 2017	250,000.00	Sept 17, 2021
----------	---------------	------------	---------------

INT. EARNED MONTHLY:

Gen CD @ 1.35%

Interest accrues monthly and is deposited monthly with depository bank into the Treasurer's Fund.

INVESTMENTS-TEXPOOL
PATTY BRENNAN, COOKE COUNTY TREASURER
OCTOBER 2020

ACCT NAME	BALANCE FORWARD	DEPOSITS	WITH- DRAWALS	CURRENT INTEREST	ENDING BALANCE
GENERAL	\$ 5,304,495.38	\$ -	\$ -	\$ 601.26	\$ 5,305,096.64
R & B -1	\$ 451,028.86	\$ -	\$ -	\$ 51.12	\$ 451,079.98
R & B -2	\$ 105,342.15	\$ -	\$ -	\$ 11.96	\$ 105,354.11
R & B -3	\$ 236,316.40	\$ -	\$ -	\$ 26.80	\$ 236,343.20
R & B -4	\$ 496,233.23	\$ -	\$ -	\$ 56.20	\$ 496,289.43
FM & L	\$ 327,594.05	\$ -	\$ -	\$ 37.14	\$ 327,631.19
STATE FUNDS	\$ 9,147.16	\$ -	\$ -	\$ 0.97	\$ 9,148.13
TJPC	\$ 2,144.80	\$ -	\$ -	\$ 0.31	\$ 2,145.11
DIST CLK PRESERVATION	\$ 610.23	\$ -	\$ -	\$ -	\$ 610.23
COUNTY/DIST TECH	\$ 1,609.38	\$ -	\$ -	\$ 0.30	\$ 1,609.68
ADULT PROB	\$ 203,860.20	\$ -	\$ -	\$ 23.12	\$ 203,883.32
COURT REP	\$ 9,439.16	\$ -	\$ -	\$ 1.06	\$ 9,440.22
PERM IMP	\$ 1,056,833.02	\$ -	\$ -	\$ 119.78	\$ 1,056,952.80
LAW ENFORCEMENT ED	\$ 10,613.02	\$ -	\$ -	\$ 1.23	\$ 10,614.25
JP-CH SECURITY	\$ 5,327.98	\$ -	\$ -	\$ 0.62	\$ 5,328.60
DIST CLK RECORDS MGMT	\$ 15,926.41	\$ -	\$ -	\$ 1.85	\$ 15,928.26
DIST CLK ARCHIVE	\$ 4,246.63	\$ -	\$ -	\$ 0.56	\$ 4,247.19
COUNTY ATTY CHECK COLLECT	\$ 1,210.20	\$ -	\$ -	\$ -	\$ 1,210.20
LAW LIBRARY	\$ 117,054.31	\$ -	\$ -	\$ 13.28	\$ 117,067.59
JP TECH	\$ 27,876.39	\$ -	\$ -	\$ 3.12	\$ 27,879.51
C H SECURITY	\$ 103,068.31	\$ -	\$ -	\$ 11.66	\$ 103,079.97
REC MGMT	\$ 14,813.86	\$ -	\$ -	\$ 1.67	\$ 14,815.53
REC PRESV	\$ 506.54	\$ -	\$ 506.54	\$ -	\$ -
LIBRARY	\$ 28,664.10	\$ -	\$ -	\$ 3.29	\$ 28,667.39
ARCHIVE	\$ 57,791.42	\$ -	\$ -	\$ 6.52	\$ 57,797.94
DIST ATTY FORFEITURE	\$ 21,886.35	\$ -	\$ -	\$ 2.47	\$ 21,888.82
SHERIFF FORFEITURE	\$ 45,623.37	\$ -	\$ -	\$ 5.19	\$ 45,628.56
JAIL COMMISSARY	\$ 82,729.61	\$ -	\$ -	\$ 9.40	\$ 82,739.01
2004 GO-REFUNDING	\$ 55,759.24	\$ -	\$ -	\$ 6.35	\$ 55,765.59
HOTEL/MOTEL TAX	\$ 189,299.10	\$ -	\$ -	\$ 21.44	\$ 189,320.54
TOTAL: TREAS FUND	\$ 8,987,050.86	\$ -	\$ 506.54	\$ 1,018.67	\$ 8,987,562.99

YEAR - TO - DATE INTEREST	BAL FORWARD:	CURRENT INT.:	BALANCE:
	\$ -	\$ 1,018.67	\$ 1,018.67

AVG. YEILD FOR OCT 2020 0.13% MKT VALUE/ SHARI \$ 1.00

**INVESTMENTS-TEX STAR
PATTY BRENNAN, COOKE COUNTY TREASURER
OCTOBER 2020**

ACCT NAME	BALANCE FORWARD	DEPOSITS	WITH- DRAWALS	CURRENT INTEREST	ENDING BALANCE
GENERAL	\$ 5,086,444.70	\$ -	\$ -	\$ 496.89	\$ 5,086,941.59
R & B -1	\$ 504,977.48	\$ -	\$ -	\$ 49.32	\$ 505,026.80
R & B -2	\$ 100,750.76	\$ -	\$ -	\$ 9.85	\$ 100,760.61
R & B -3	\$ 236,441.34	\$ -	\$ -	\$ 23.10	\$ 236,464.44
R & B -4	\$ 426,096.73	\$ -	\$ -	\$ 41.64	\$ 426,138.37
FM & L	\$ 335,431.80	\$ -	\$ -	\$ 32.77	\$ 335,464.57
ADULT PROBATION	\$ 204,091.32	\$ -	\$ -	\$ 19.93	\$ 204,111.25
PERM IMP	\$ 1,471,862.48	\$ -	\$ -	\$ 143.78	\$ 1,472,006.26
CC LIBRARY	\$ 31,495.70	\$ -	\$ -	\$ 3.08	\$ 31,498.78
JP- CH SECURITY	\$ 10,565.91	\$ -	\$ -	\$ 0.99	\$ 10,566.90
COURTHOUSE SECURITY	\$ 83,266.21	\$ -	\$ -	\$ 8.15	\$ 83,274.36
RECORDS MANAGEMENT	\$ 16,582.99	\$ -	\$ -	\$ 1.60	\$ 16,584.59
RECORDS PRESERVATION	\$ 568.59	\$ -	\$ -	\$ 0.04	\$ 568.63
ARCHIVE FEES	\$ 41,726.13	\$ -	\$ -	\$ 4.06	\$ 41,730.19
2012 GO REFUNDING	\$ 47,061.25	\$ -	\$ -	\$ 4.62	\$ 47,065.87
STATE FEES	\$ 5,909.88	\$ -	\$ -	\$ 0.60	\$ 5,910.48
DIST ATTY FORFEITURE	\$ 26,233.54	\$ -	\$ -	\$ 2.53	\$ 26,236.07
SHERIFF FORFEITURE	\$ 20,943.00	\$ -	\$ -	\$ 2.06	\$ 20,945.06
JAIL COMMISSARY	\$ 51,257.77	\$ -	\$ -	\$ 5.00	\$ 51,262.77
HOTEL/MOTEL TAX	\$ 123,630.89	\$ -	\$ -	\$ 12.07	\$ 123,642.96
TOTAL: TREAS FUND	\$ 8,825,338.47	\$ -	\$ -	\$ 862.08	\$ 8,826,200.55

YEAR - TO - DATE INTEREST	BAL FORWARD	CURRENT INT.	BALANCE
	\$ -	\$ 862.08	\$ 862.08
AVG. YEILD FOR OCT 2020	0.12%	MKT VALUE / SHARE	\$ 1.00

**INVESTMENTS-LOGIC
PATTY BRENNAN, COOKE COUNTY TREASURER
OCTOBER 2020**

ACCT NAME	BALANCE FORWARD	DEPOSITS	WITH- DRAWALS	CURRENT INTEREST	ENDING BALANCE
GENERAL	\$ 4,281,961.19	\$ -	\$ -	\$ 687.16	\$ 4,282,648.35
R & B -1	\$ 496,969.23	\$ -	\$ -	\$ 79.75	\$ 497,048.98
R & B -2	\$ 238,247.07	\$ -	\$ -	\$ 38.22	\$ 238,285.29
R & B -3	\$ 367,048.57	\$ -	\$ -	\$ 58.92	\$ 367,107.49
R & B -4	\$ 494,012.26	\$ -	\$ -	\$ 79.29	\$ 494,091.55
FM & L	\$ 106,077.51	\$ -	\$ -	\$ 17.03	\$ 106,094.54
ADULT PROBATION	\$ 158,935.13	\$ -	\$ -	\$ 25.52	\$ 158,960.65
PERM IMP	\$ 582,490.42	\$ -	\$ -	\$ 93.46	\$ 582,583.88
LAW LIBRARY	\$ 26,428.61	\$ -	\$ -	\$ 4.25	\$ 26,432.86
COURTHOUSE SECURITY	\$ 53,038.70	\$ -	\$ -	\$ 8.50	\$ 53,047.20
RECORDS MANAGEMENT	\$ 30,834.95	\$ -	\$ -	\$ 4.96	\$ 30,839.91
ARCHIVE FEES	\$ 26,428.61	\$ -	\$ -	\$ 4.25	\$ 26,432.86
DIST ATTY FORFEITURE	\$ 26,428.61	\$ -	\$ -	\$ 4.25	\$ 26,432.86
SHERIFF FOREITURE	\$ 26,428.61	\$ -	\$ -	\$ 4.25	\$ 26,432.86
2012 GO REFUNDING	\$ 260,036.73	\$ -	\$ -	\$ 41.71	\$ 260,078.44
TOTAL: TREAS FUND	\$ 7,175,366.20	\$ -	\$ -	\$ 1,151.52	\$ 7,176,517.72

YEAR - TO - DATE INTEREST	BAL FORWARD	CURRENT INT.	BALANCE
	\$ -	\$ 1,151.52	\$ 1,151.52

AVG. YEILD FOR OCT 2020 0.19% MKT VALU/SHARE \$ 1.00

Cooke County

Attn: Patty Brennan
101 S. Dixon Street
Gainesville, TX 76240

Depositor Statement

October 1, 2020 - October 31, 2020

Account #: 104791304900

Account at-a-Glance

Beginning Balance	2,001,680.91
+ Net Deposits	-2,001,680.91
+ Net Accrued Interest ²	2.75
Ending Balance	2.75
Days In Period ⁴	1
Average Daily Balance ⁵	2,001,680.91
Net APY This Period ⁸	0.05%
Net APR This Period ⁶	0.0501%
Available Balance ⁷	0.00

Depositor Information

Website: www.ficaaccount.com

Support Center: (866) 343-5516

Account Transactions

Description	Date	Amount(USD\$)
Withdrawal	2020-10-02	-2,001,680.91

Insured Depository Detail

Depository Bank	FDIC Cert#	Balance(USD\$)
Aggregate Net Accrued Interest ³		2.75

Total 2.75

Disclosure Information

¹ The Federally Insured Cash Account ("FICA®") is not a member of the Federal Deposit Insurance Corporation ("FDIC"), but the banks in which the money is deposited are FDIC members. The FDIC is an independent agency of the U.S. government that protects the funds depositors place in FDIC insured institutions. FDIC deposit insurance is backed by the full faith and credit of the U.S. government.

Cooke County

Attn: Patty Brennan
101 S. Dixon Street
Gainesville, TX 76240

Depositor Statement

October 1, 2020 - October 31, 2020

Account #: 104791304900

2 Net Accrued Interest is the estimated amount of the accrued interest earned for the current month less any FICA Fee with respect to such interest. Net Accrued Interest cannot be withdrawn from the account until it is credited to the account. There is no guarantee that the account holder will receive the full amount as stated. Refer to the U.S. Bank Custodial Statement, provided via ficaaccount.com, for further details regarding interest earned and fees charged. Net Accrued Interest is for informational purposes only.

3 Aggregate Net Accrued Interest is the sum of the current month's Net Accrued Interest and any prior period Net Accrued Interest not yet paid.

4 Days In Period ("DIP") is the number of days in the period beginning on, and including the later of, the first day of the month or the business day an initial deposit is received by the FICA Custodian if received on or before 3:00PM EST or the business day immediately following if received after 3:00PM EST, and ending on, and including, the last day of the month. DIP does not include any date on which the balance is zero.

5 Average Daily Balance is the sum of the beginning balance plus any deposits less any withdrawals averaged across number of days in DIP.

6 Net APR This Period is the annualized rate that reflects the relationship between the net interest received plus any Net Accrued Interest and the Average Daily balance for the statement period. Current yield may be lower or higher than what is stated

7 Available Balance reflects the amount that can be withdrawn as of the date of the statement. This balance is the Ending Balance less the Aggregate Net Accrued Interest amount.

8 The APY (annual percentage yield) is based on an APR (annual percentage rate) for the period indicated as reported by StoneCastle. Current yield may be lower or higher than what is stated due to changes in market or business conditions..

*Interest will not accrue for balances of \$1,000.00 or lower

We encourage you to compare the information provided in our statement with the U.S. Bank custody statement. You may access the U.S. Bank custody statement by calling 1-866-343-5516.

StoneCastle Cash Management, LLC is an SEC Registered Investment Advisor. StoneCastle Cash Management, LLC is an affiliate of StoneCastle Partners, LLC, a leading asset management and financial services company dedicated to investing and serving the community banking sector. Performance data shown represents past performance, and is no guarantee of future results. Rates may change without notice. Please read the Terms and Conditions relating to the FICA® program for more complete information and the governing terms of the account. Review your statement for accuracy. If you have any questions regarding your account, contact a FICA® representative. Registration with the SEC does not imply a particular level of skill or training.

FUND NAME	CHECKING ACCOUNT	CHECKING AMOUNT	TDOA ACCOUNT	TDOA AMOUNT	FUND TOTAL
2021 001 GENERAL	TREAS FUND	3,489,655.38	TEXPOOL LOGIC TEXSTAR STONE CERT DEPOS	5,305,096.64 4,282,648.35 5,086,941.59 2.75 750,000.00	18,914,344.71
2021 011 ROAD & BRIDGE 1	TREAS FUND	103,899.54	TEXPOOL LOGIC TEXSTAR STONE	451,079.98 497,048.98 505,026.80	1,557,055.30
2021 012 ROAD & BRIDGE 2	TREAS FUND	120,037.88	TEXPOOL LOGIC TEXSTAR	105,354.11 238,285.29 100,760.61	564,437.89
2021 013 ROAD & BRIDGE 3	TREAS FUND	67,273.87	TEXPOOL LOGIC TEXSTAR	236,343.20 367,107.49 236,464.44	907,189.00
2021 014 ROAD & BRIDGE 4	TREAS FUND	74,238.52	TEXPOOL LOGIC TEXSTAR	496,289.43 494,091.55 426,138.37	1,490,757.87
2021 018 CERTZ TIF	TREAS FUND		TEXPOOL LOGIC		
2021 019 FM & LATERAL	TREAS FUND	42,005.02	TEXPOOL LOGIC TEXSTAR	327,631.19 106,094.54 335,464.57	811,195.32
2021 020 TJPC	TREAS FUND	40,151.36	TEXPOOL LOGIC TEXSTAR	2,145.11	42,296.47
2021 021 JUVENILE PROB-ISP	TREAS FUND		TEXPOOL LOGIC TEXSTAR		
2021 022 JUVENILE PROBATION	TREAS FUND	44,203.87	TEXPOOL LOGIC		44,203.87
2021 023 JUVENILE PROB. IV-E	TREAS FUND	102.45	TEXPOOL LOGIC TEXSTAR		102.45
2021 024 JUVENILE DELINQUENCY PREVENTN	TREAS FUND	3,103.48	TEXPOOL LOGIC TEXSTAR		3,103.48
2021 028 ADULT PROBATION	TREAS FUND	53,993.91	TEXPOOL LOGIC TEXSTAR	203,883.32 158,960.65 204,111.25	620,949.13
2021 029 COMMUNITY CORRECTIONS	TREAS FUND	8,529.29	TEXPOOL LOGIC		8,529.29
2021 031 CONTRACT ELECTIONS	TREAS FUND	15,808.73	TEXPOOL		

FUND NAME	CHECKING ACCOUNT	CHECKING AMOUNT	TDOA ACCOUNT	TDOA AMOUNT	FUND TOTAL
2021 032 DISTRICT CLERK PRESERVATION	TREAS FUND	3,030.65	TEXPOOL LOGIC	610.23	3,640.88
2021 033 COUNTY/DISTRICT TECHNOLOGY	FTREAS FUND	8,081.52	TEXPOOL LOGIC	1,609.68	9,691.20
2021 034 COURT REPORTER	TREAS FUND	14,025.78	TEXPOOL LOGIC	9,440.22	23,466.00
2021 035 PERMANENT IMPROVEMENT	TREAS FUND	101,407.14	TEXPOOL LOGIC	1,056,952.80	3,212,950.08
2021 037 LAW ENFORCEMENT ED	TREAS FUND	9,209.29	TEXPOOL LOGIC	10,614.25	19,823.54
2021 038 JP TECH	TREAS FUND	18,918.81	TEXPOOL LOGIC	27,879.51	46,798.32
2021 040 LAW LIBRARY	TREAS FUND	37,491.94	TEXPOOL LOGIC	117,067.59	180,992.39
2021 041 CC LIBRARY FUND	TREAS FUND	17,459.15	TEXPOOL LOGIC	28,667.39	77,625.32
2021 042 CC HISTORICAL COMM.	TREAS FUND	2,458.20	TEXPOOL LOGIC	5,328.60	2,458.20
2021 043 JP COURTHOUSE SECURITY	TREAS FUND	14,590.81	TEXPOOL LOGIC	10,566.90	30,486.31
2021 044 COURTHOUSE SECURITY	TREAS FUND	34,851.17	TEXPOOL LOGIC	103,079.97	274,252.70
2021 046 CHAPTER 19	TREAS FUND	691.26-	TEXPOOL LOGIC	691.26-	691.26-
2021 047 CC RECORDS MANAGEMENT	TREAS FUND	2,460.73	TEXPOOL LOGIC	2,460.73	2,460.73
2021 048 COUNTY RECORDS MANAGEMENT	TREAS FUND	16,518.78	TEXPOOL LOGIC	14,815.53	78,758.81
2021 049 CC RECORDS PRESERVATION	TREAS FUND	63,539.49	TEXPOOL LOGIC	16,584.59	78,758.81

FUND NAME	CHECKING ACCOUNT	CHECKING AMOUNT	TDOA ACCOUNT	TDOA AMOUNT	FUND TOTAL
2021 050 DIST CLERK RECORDS MANAGEMENT	TREAS FUND	10,851.35	LOGIC TEXSTAR	568.63	64,108.12
2021 051 DISTRICT CLERK ARCHIVE	TREAS FUND	22,691.23	LOGIC TEXSTAR	15,928.26	26,779.61
2021 052 COUNTY CLERK ARCHIVE FEE	TREAS FUND	53,307.10	LOGIC TEXSTAR	4,247.19	26,938.42
2021 053 CA CHECK COLLECTING	TREAS FUND	856.24	LOGIC TEXSTAR	57,797.94	179,268.09
2021 054 DA CHECK COLLECTING	TREAS FUND	150.34	LOGIC TEXSTAR	26,432.86	2,066.44
2021 055 CO ATTY FORFEITURE	TREAS FUND	14,045.94	LOGIC TEXSTAR	41,730.19	150.34
2021 056 DISTRICT ATTY FORFEITURE	TREAS FUND	114,335.61	LOGIC TEXSTAR	1,210.20	88,603.69
2021 057 D A SEIZURE FUND	TREAS FUND	19,870.68	LOGIC TEXSTAR	21,888.82	114,335.61
2021 058 SHERIFF FORFEITURE	TREAS FUND	31,732.36	LOGIC TEXSTAR	26,432.86	112,877.16
2021 059 JAIL COMMISSARY	TREAS FUND	164,218.48	LOGIC TEXSTAR	20,945.06	165,734.14
2021 061 2004 GO REFUNDING DEBT SERVITREAS	TREAS FUND	16,852.53	LOGIC TEXSTAR	82,739.01	527,128.38
2021 088 STATE FEES	TREAS FUND	907.52	LOGIC TEXSTAR	51,262.77	31,911.14
2021 090 OFFICER'S TRUST	TREAS FUND	244.41	LOGIC TEXSTAR	55,765.59	15,907.52
2021 091 LIBRARY TRUST - LIDDELL	TREAS FUND	475.23	LOGIC TEXSTAR	260,078.44	19,244.41
2021 092 LIBRARY TRUST - ROSENSTEIN	TREAS FUND	1,131,819.18	LOGIC TEXSTAR	47,065.87	1,131,819.18
2021 098 PAYROLL CLEARING	TREAS FUND	475.23	LOGIC TEXSTAR	9,148.13	475.23
2021 100 CHILD ABUSE PREVENTION FUND	TREAS FUND	13,720.03	LOGIC TEXSTAR	5,910.48	13,720.03
2021 101 PRETRIAL DIVERSION	TREAS FUND		LOGIC TEXSTAR		

DATE 11/13/2020 TIME 09:44

COMBINED STATEMENT OF CASH POSITION FOR OCTOBER

FUND NAME	CHECKING ACCOUNT	CHECKING AMOUNT	TDOA ACCOUNT	TDOA AMOUNT	FUND TOTAL
2021 102 HOTEL OCCUPANCY TAX FUND	TREAS FUND	41,028.17	TEXPOOL LOGIC TEXSTAR	189,320.54	353,991.67
2021 103 HAVA GRANT FUND					
TOTAL		6,043,461.90		25,774,284.01	31,817,745.91

CHECK ACCOUNT

CHECK

ACCOUNT BALANCE - TREAS FUND

4,911,642.72

ACCOUNT BALANCE - PAYROLL

1,131,819.18

TOTAL 6,043,461.90

TDOA ACCOUNT

TDOA

ACCOUNT BALANCE - TEXPOOL

8,987,562.99

ACCOUNT BALANCE - LOGIC

7,176,517.72

ACCOUNT BALANCE - TEXSTAR

8,826,200.55

ACCOUNT BALANCE - STONE

2.75

ACCOUNT BALANCE - CERT DEPOS

784,000.00

TOTAL

25,774,284.01

ACCOUNT NAME	BEGINNING CASH BALANCE	CASH RECEIPTS	CASH DISBURSEMENTS	ENDING CASH BALANCE
2021 001 GENERAL - GENERAL FUND				
CASH ON HAND	2,728,000.53	2,779,757.48	2,028,102.63	3,489,655.38
CASH INVESTED - TEXPOOL	4,802.66	.00	.00	4,802.66
CASH INVESTED - LOGIC	5,304,995.38	601.26	.00	5,305,096.64
CASH INVESTED - TEXSTAR	4,281,961.19	687.16	.00	4,282,648.35
CASH INVESTED - STONE CASTLE	5,086,444.70	496.89	.00	5,086,941.59
T-BILLS - INVESTMENTS	2,001,680.91	2.75	2,001,680.91	2.75
CASH INVESTMENT-CD	.00	.00	.00	.00
FUND TOTALS	750,000.00	750,000.00	4,029,783.54	18,919,147.37
2021 011 ROAD & BRIDGE 1				
CASH - ROAD & BRIDGE # 1	189,655.63	36,980.56	122,736.65	103,899.54
CASH INVESTED - TEXPOOL	451,028.86	51.12	.00	451,079.98
CASH INVESTED - LOGIC	436,969.23	79.75	.00	497,048.98
CASH INVESTED - TEXSTAR	504,977.48	49.32	.00	505,026.80
STONE CASTLE	.00	.00	.00	.00
T-BILL INVESTMENTS	.00	.00	.00	.00
FUND TOTALS	1,642,631.20	37,160.75	122,736.65	1,557,055.30
2021 012 ROAD & BRIDGE 2				
CASH - ROAD & BRIDGE # 2	167,360.98	38,960.11	86,283.21	120,037.88
CASH INVESTED - TEXPOOL	105,342.15	11.96	.00	105,354.11
CASH INVESTED - LOGIC	238,247.07	38.22	.00	238,285.29
CASH INVESTED - TEXSTAR	100,750.76	9.85	.00	100,760.61
T-BILL INVESTMENTS	.00	.00	.00	.00
FUND TOTALS	611,700.96	39,020.14	86,283.21	564,437.89
2021 013 ROAD & BRIDGE 3				
CASH - ROAD & BRIDGE # 3	166,471.40	38,742.85	137,940.38	67,273.87
CASH INVESTED - TEXPOOL	236,316.40	26.80	.00	236,343.20
CASH INVESTED - LOGIC	367,048.57	58.92	.00	367,107.49
CASH INVESTED - TEXSTAR	236,441.34	23.10	.00	236,464.44
T-BILL INVESTMENTS	.00	.00	.00	.00
FUND TOTALS	1,006,277.71	38,851.67	137,940.38	907,189.00
2021 014 ROAD & BRIDGE 4				
CASH - ROAD & BRIDGE # 4	161,195.18	37,908.60	124,865.26	74,238.52
CASH INVESTED - TEXPOOL	436,233.23	56.20	.00	436,289.43
CASH INVESTED - LOGIC	494,012.26	79.29	.00	494,091.55
CASH INVESTED - TEXSTAR	426,096.73	41.64	.00	426,138.37
T-BILL INVESTMENTS	.00	.00	.00	.00
FUND TOTALS	1,577,537.40	38,085.73	124,865.26	1,490,757.87
2021 018 CERTZ TIF				
CASH - CERTZ TIF	.00	.00	.00	.00
CASH INVESTED	.00	.00	.00	.00
CASH INVESTED - LOGIC	.00	.00	.00	.00
T-BILL INVESTMENT	.00	.00	.00	.00
FUND TOTALS	.00	.00	.00	.00
2021 019 FM & LATERAL				
CASH - F M & LATERAL	34,698.21	7,306.81	.00	42,005.02
CASH INVESTED	327,594.05	37.14	.00	327,631.19
CASH INVESTED - LOGIC	106,077.51	17.03	.00	106,094.54
CASH INVESTED - TEXSTAR	335,431.80	32.77	.00	335,464.57

ACCOUNT NAME	BEGINNING CASH BALANCE	CASH RECEIPTS	CASH DISBURSEMENTS	ENDING CASH BALANCE
T-BILL INVESTMENT	803,801.57	7,393.75	.00	811,195.32
FUND TOTALS				

2021 020 TUPC				
CASH - T.J.P.C.	34,232.79	23,979.77	18,061.20	40,151.36
CASH INVESTED	2,144.80	.31	.00	2,145.11
CASH INVESTED - LOGIC	.00	.00	.00	.00
CASH INVESTED - TEXSTAR	.00	.00	.00	.00
FUND TOTALS	36,377.59	23,980.08	18,061.20	42,296.47

2021 021 JUVENILE PROB-ISP				
CASH - JUVENILE PROBATION	.00	.00	.00	.00
INVESTMENTS	.00	.00	.00	.00
CASH INVESTED - LOGIC	.00	.00	.00	.00
CASH INVESTED - TEXSTAR	.00	.00	.00	.00
FUND TOTALS	.00	.00	.00	.00

2021 022 JUVENILE PROBATION				
CASH - JUV. PROB. DIV	44,083.59	120.28	.00	44,203.87
INVESTMENTS	.00	.00	.00	.00
FUND TOTALS	44,083.59	120.28	.00	44,203.87

2021 023 JUVENILE PROB. IV-E				
CASH - IV-E	102.26	.19	.00	102.45
CASH INVESTED	.00	.00	.00	.00
CASH INVESTED - LOGIC	.00	.00	.00	.00
CASH INVESTED - TEXSTAR	.00	.00	.00	.00
FUND TOTALS	102.26	.19	.00	102.45

2021 024 JUVENILE DELINQUENCY PREVENTN				
CASH - JUVENILE DELINQUENCY PR	3,097.52	5.96	.00	3,103.48
INVESTMENTS	.00	.00	.00	.00
CASH INVESTED - LOGIC	.00	.00	.00	.00
CASH INVESTED - TEXSTAR	.00	.00	.00	.00
FUND TOTALS	3,097.52	5.96	.00	3,103.48

2021 028 ADULT PROBATION				
CASH - ADULT PROBATION	63,675.37	23,619.43	33,300.89	53,993.91
CASH ON HAND	75.00	.00	.00	75.00
CASH INVESTED - TEXPOOL	203,860.20	23.12	.00	203,883.32
CASH INVESTED - LOGIC	158,935.13	25.52	.00	158,960.65
CASH INVESTED - TEXSTAR	204,091.32	19.93	.00	204,111.25
FUND TOTALS	630,637.02	23,688.00	33,300.89	621,024.13

2021 029 COMMUNITY CORRECTIONS				
CASH - COMMUNITY CORRECTI	13,734.58	.00	5,205.29	8,529.29
INVESTMENTS	.00	.00	.00	.00
CASH INVESTED - LOGIC	.00	.00	.00	.00
FUND TOTALS	13,734.58	.00	5,205.29	8,529.29

2021 031 CONTRACT ELECTIONS				
CASH - CONTRACT ELECTIONS	15,800.66	30.44	22.37	15,808.73
CASH INVESTED - TEXPOOL	.00	.00	.00	.00
CASH INVESTED - LOGIC	.00	.00	.00	.00
FUND TOTALS	15,800.66	30.44	22.37	15,808.73

2021 032 DISTRICT CLERK PRESRVATION				
CASH - DISTRICT CLERK PRESVATI	3,975.77	356.38	1,301.50	3,030.65

ACCOUNT NAME	BEGINNING CASH BALANCE	CASH RECEIPTS	CASH DISBURSEMENTS	ENDING CASH BALANCE
INVESTMENTS	610.23	.00	.00	610.23
CASH INVESTED - LOGIC	.00	.00	.00	.00
CASH INVESTED - TEXSTAR	.00	.00	.00	.00
FUND TOTALS	4,586.00	356.38	1,301.50-	3,640.88

ACCOUNT NAME	BEGINNING CASH BALANCE	CASH RECEIPTS	CASH DISBURSEMENTS	ENDING CASH BALANCE
INVESTMENTS	8,029.22	52.30	.00	8,081.52
CASH INVESTED - LOGIC	1,609.38	.30	.00	1,609.68
CASH INVESTED - TEXSTAR	.00	.00	.00	.00
FUND TOTALS	9,638.60	52.60	.00	9,691.20

ACCOUNT NAME	BEGINNING CASH BALANCE	CASH RECEIPTS	CASH DISBURSEMENTS	ENDING CASH BALANCE
INVESTMENTS	15,461.35	762.11	2,197.68-	14,025.78
CASH INVESTED - LOGIC	9,439.16	1.06	.00	9,440.22
CASH INVESTED - TEXSTAR	.00	.00	.00	.00
FUND TOTALS	24,900.51	763.17	2,197.68-	23,466.00

ACCOUNT NAME	BEGINNING CASH BALANCE	CASH RECEIPTS	CASH DISBURSEMENTS	ENDING CASH BALANCE
INVESTMENTS	117,503.15	1,903.99	18,000.00-	101,407.14
CASH INVESTED - TEXPOOL	1,056,833.02	119.78	.00	1,056,952.80
CASH INVESTED - LOGIC	582,490.42	93.46	.00	582,583.88
CASH INVESTED - TEXSTAR	1,471,862.48	143.78	.00	1,472,006.26
STONE CASTLE T-BILL INVESTMENTS	.00	.00	.00	.00
FUND TOTALS	3,228,689.07	2,261.01	18,000.00-	3,212,950.08

ACCOUNT NAME	BEGINNING CASH BALANCE	CASH RECEIPTS	CASH DISBURSEMENTS	ENDING CASH BALANCE
INVESTMENTS	9,927.93	18.11	736.75-	9,209.29
CASH INVESTED - LOGIC	10,613.02	1.23	.00	10,614.25
CASH INVESTED - TEXSTAR	.00	.00	.00	.00
FUND TOTALS	20,540.95	19.34	736.75-	19,823.54

ACCOUNT NAME	BEGINNING CASH BALANCE	CASH RECEIPTS	CASH DISBURSEMENTS	ENDING CASH BALANCE
INVESTMENTS	19,300.36	188.30	569.85-	18,918.81
CASH INVESTED - LOGIC	27,876.39	3.12	.00	27,879.51
CASH INVESTED - TEXSTAR	.00	.00	.00	.00
FUND TOTALS	47,176.75	191.42	569.85-	46,798.32

ACCOUNT NAME	BEGINNING CASH BALANCE	CASH RECEIPTS	CASH DISBURSEMENTS	ENDING CASH BALANCE
INVESTMENTS	36,062.81	1,429.13	.00	37,491.94
CASH INVESTED - LOGIC	117,054.31	13.28	.00	117,067.59
CASH INVESTED - TEXSTAR	26,428.61	4.25	.00	26,432.86
FUND TOTALS	179,545.73	1,446.66	.00	180,992.39

ACCOUNT NAME	BEGINNING CASH BALANCE	CASH RECEIPTS	CASH DISBURSEMENTS	ENDING CASH BALANCE
INVESTMENTS	16,319.50	1,418.70	279.05-	17,459.15
CASH INVESTED - LOGIC	28,664.10	3.29	.00	28,667.39
CASH INVESTED - TEXSTAR	.00	.00	.00	.00
T-BILL INVESTMENTS	31,495.70	3.08	.00	31,498.78
FUND TOTALS	76,479.30	1,425.07	279.05-	77,625.32

ACCOUNT NAME	BEGINNING CASH BALANCE	CASH RECEIPTS	CASH DISBURSEMENTS	ENDING CASH BALANCE
INVESTMENTS	2,453.48	4.72	.00	2,458.20
CASH INVESTED - LOGIC	.00	.00	.00	.00
CASH INVESTED - TEXSTAR	.00	.00	.00	.00
FUND TOTALS	2,453.48	4.72	.00	2,458.20

ACCOUNT NAME	BEGINNING CASH BALANCE	CASH RECEIPTS	CASH DISBURSEMENTS	ENDING CASH BALANCE
2021 043 JP COURTHOUSE SECURITY				
CASH - JP COURTHOUSE SECURITY	14,524.89	65.92	.00	14,590.81
CASH INVESTED - LOGIC	5,327.98	.62	.00	5,328.60
CASH INVESTED - TEXSTAR	.00	.00	.00	.00
CASH INVESTED - LOGIC	10,565.91	.99	.00	10,566.90
FUND TOTALS	30,418.78	67.53	.00	30,486.31
2021 044 COURTHOUSE SECURITY				
CASH - COURTHOUSE SECURITY	33,328.51	1,522.66	.00	34,851.17
CASH INVESTED	103,068.31	11.66	.00	103,079.97
CASH INVESTED - LOGIC	53,038.70	8.50	.00	53,047.20
CASH INVESTED - TEXSTAR	83,266.21	8.15	.00	83,274.36
FUND TOTALS	272,701.73	1,550.97	.00	274,252.70
2021 046 CHAPTER 19				
CASH - CHAPTER 19	510.33-	507.26	688.19-	691.26-
INVESTMENTS	.00	.00	.00	.00
FUND TOTALS	510.33-	507.26	688.19-	691.26-
2021 047 CC RECORDS MANAGEMENT				
CASH - CC RECORDS MANAGEMENT	2,454.71	6.02	.00	2,460.73
INVESTMENTS - TEXPOOL	.00	.00	.00	.00
FUND TOTALS	2,454.71	6.02	.00	2,460.73
2021 048 COUNTY RECORDS MANAGEMENT				
CASH - RECORDS MANAGEMENT	20,349.66	682.00	4,512.88-	16,518.78
CASH INVESTED - TEXPOOL	14,813.86	1.67	.00	14,815.53
CASH INVESTED - LOGIC	30,834.95	4.96	.00	30,839.91
CASH INVESTED - TEXSTAR	16,582.59	1.60	.00	16,584.59
FUND TOTALS	82,581.46	690.23	4,512.88-	78,758.81
2021 049 CC RECORDS PRESERVATION				
CASH - RECORDS PRESERVATION	52,453.50	11,085.99	.00	63,539.49
CASH INVESTED - TEXPOOL	506.54	.00	506.54-	.00
CASH INVESTED - LOGIC	.00	.00	.00	.00
CASH INVESTED - TEXSTAR	568.59	.04	.00	568.63
FUND TOTALS	53,528.63	11,086.03	506.54-	64,108.12
2021 050 DIST CLERK RECORDS MANAGEMENT				
CASH - D C RECORDS MANAGEMENT	11,282.02	295.31	725.98-	10,851.35
CASH INVESTED	15,926.41	1.85	.00	15,928.26
CASH INVESTED - LOGIC	.00	.00	.00	.00
CASH INVESTED - TEXSTAR	.00	.00	.00	.00
FUND TOTALS	27,208.43	297.16	725.98-	26,779.61
2021 051 DISTRICT CLERK ARCHIVE				
DISTRICT CLERK ARCHIVE	22,387.95	303.28	.00	22,691.23
INVESTMENTS	4,246.63	.56	.00	4,247.19
CASH INVESTED - LOGIC	.00	.00	.00	.00
CASH INVESTED - TEXSTAR	.00	.00	.00	.00
FUND TOTALS	26,634.58	303.84	.00	26,938.42
2021 052 COUNTY CLERK ARCHIVE FEE				
CASH -RECORDS ARCHIVE	49,989.84	9,937.26	6,620.00-	53,307.10
INVESTMENTS	57,791.42	6.52	.00	57,797.94

ACCOUNT NAME	BEGINNING CASH BALANCE	CASH RECEIPTS	CASH DISBURSEMENTS	ENDING CASH BALANCE
CASH INVESTED - LOGIC	26,428.61	4.25	.00	26,432.86
CASH INVESTED - TEXSTAR	41,726.13	4.06	.00	41,730.19
FUND TOTALS	175,936.00	9,952.09	6,620.00	179,268.09

ACCOUNT NAME	BEGINNING CASH BALANCE	CASH RECEIPTS	CASH DISBURSEMENTS	ENDING CASH BALANCE
CASH - CHECK COLLECTING &	948.09	15.00	106.85	856.24
CASH INVESTED	1,210.20	.00	.00	1,210.20
CASH INVESTED - LOGIC	.00	.00	.00	.00
CASH INVESTED - TEXSTAR	.00	.00	.00	.00
FUND TOTALS	2,158.29	15.00	106.85	2,066.44

ACCOUNT NAME	BEGINNING CASH BALANCE	CASH RECEIPTS	CASH DISBURSEMENTS	ENDING CASH BALANCE
DA CHECK COLLECTING	150.34	.00	.00	150.34
CASH - DA CHECK COLLECTING	.00	.00	.00	.00
CASH INVESTED	150.34	.00	.00	150.34
FUND TOTALS	150.34	.00	.00	150.34

ACCOUNT NAME	BEGINNING CASH BALANCE	CASH RECEIPTS	CASH DISBURSEMENTS	ENDING CASH BALANCE
CO ATTY FORFEITURE	.00	.00	.00	.00
FUND TOTALS	.00	.00	.00	.00

ACCOUNT NAME	BEGINNING CASH BALANCE	CASH RECEIPTS	CASH DISBURSEMENTS	ENDING CASH BALANCE
DISTRICT ATTY FORFEITURE	18,040.93	27.01	4,022.00	14,045.94
CASH - D.A. FORFEITURE FU	21,886.35	2.47	.00	21,888.82
CASH INVESTED - TEXPOOL	26,428.61	4.25	.00	26,432.86
CASH INVESTED - LOGIC	26,233.54	2.53	.00	26,236.07
CASH INVESTED - TEXSTAR	92,589.43	36.26	4,022.00	88,603.69
FUND TOTALS	114,335.61	.00	.00	114,335.61

ACCOUNT NAME	BEGINNING CASH BALANCE	CASH RECEIPTS	CASH DISBURSEMENTS	ENDING CASH BALANCE
D A SEIZURE FUND	114,335.61	.00	.00	114,335.61
CASH - SEIZURE-LAW	.00	.00	.00	.00
INVESTMENTS	114,335.61	.00	.00	114,335.61
FUND TOTALS	114,335.61	.00	.00	114,335.61

ACCOUNT NAME	BEGINNING CASH BALANCE	CASH RECEIPTS	CASH DISBURSEMENTS	ENDING CASH BALANCE
SHERIFF FORFEITURE	19,832.46	38.22	.00	19,870.68
CASH - SHERIFF FORFEITURE	45,623.37	5.19	.00	45,628.56
INVESTMENTS	26,428.61	4.25	.00	26,432.86
CASH INVESTED - LOGIC	20,943.00	2.06	.00	20,945.06
CASH INVESTED - TEXSTAR	112,827.44	49.72	.00	112,877.16
FUND TOTALS	112,827.44	49.72	.00	112,877.16

ACCOUNT NAME	BEGINNING CASH BALANCE	CASH RECEIPTS	CASH DISBURSEMENTS	ENDING CASH BALANCE
JAIL COMMISSARY	29,263.88	2,856.99	388.51	31,732.36
CASH - JAIL COMMISSARY	82,729.61	9.40	.00	82,739.01
CASH INVESTED - TEXPOOL	.00	.00	.00	.00
CASH INVESTED - LOGIC	51,257.77	5.00	.00	51,262.77
CASH INVESTED - TEXSTAR	163,251.26	2,871.39	388.51	165,734.14
FUND TOTALS	163,251.26	2,871.39	388.51	165,734.14

ACCOUNT NAME	BEGINNING CASH BALANCE	CASH RECEIPTS	CASH DISBURSEMENTS	ENDING CASH BALANCE
GO REPUNDING DEBT SERVICE	161,784.72	2,433.76	.00	164,218.48
CASH - 2004 GO REPUNDING D/S	55,759.24	6.35	.00	55,765.59
CASH INVESTED - TEXPOOL	260,036.73	41.71	.00	260,078.44
CASH INVESTED - LOGIC	47,061.25	4.62	.00	47,065.87
CASH INVESTED - TEXSTAR	.00	.00	.00	.00
T-BILL INVESTMENTS	.00	.00	.00	.00
FUND TOTALS	524,641.94	2,486.44	.00	527,128.38

ACCOUNT NAME	BEGINNING CASH BALANCE	CASH RECEIPTS	CASH DISBURSEMENTS	ENDING CASH BALANCE
STATE FEES	90,315.52	31,956.14	105,419.13	16,852.53
CASH - STATE FEES	9,147.16	.97	.00	9,148.13
CASH INVESTED	.00	.00	.00	.00
CASH INVESTED - LOGIC	.00	.00	.00	.00

ACCOUNT NAME	BEGINNING CASH BALANCE	CASH RECEIPTS	CASH DISBURSEMENTS	ENDING CASH BALANCE
2021 090 OFFICER'S TRUST				
CASH-OFFICERS TRUST	.00	.00	.00	.00
CASH INVESTED	.00	.00	.00	.00
CASH INVESTED - LOGIC	.00	.00	.00	.00
FUND TOTALS	.00	.00	.00	.00
2021 091 LIBRARY TRUST - LIDDELL				
CASH-LIBRARY TRUST/LIDDELL	834.25	73.27	.00	907.52
CD INVESTMENT	15,000.00	.00	.00	15,000.00
FUND TOTALS	15,834.25	73.27	.00	15,907.52
2021 092 LIBRARY TRUST - ROSENSTEIN				
CASH-LIBRARY TRUST/ROSENSTEIN	243.95	.46	.00	244.41
CD INVESTMENT	19,000.00	.00	.00	19,000.00
FUND TOTALS	19,243.95	.46	.00	19,244.41
2021 098 PAYROLL CLEARING				
CASH - PAYROLL CLEARING	.00	1,131,819.18	.00	1,131,819.18
INVESTMENTS	.00	.00	.00	.00
FUND TOTALS	.00	1,131,819.18	.00	1,131,819.18
2021 100 CHILD ABUSE PREVENTION FUND				
CASH-CHILD ABUSE PREVENTION	474.33	.90	.00	475.23
CASH INVESTED	.00	.00	.00	.00
FUND TOTALS	474.33	.90	.00	475.23
2021 101 PRETRIAL DIVERSION				
CASH-PRETRIAL DIVERSION	13,720.03	.00	.00	13,720.03
CASH INVESTED	.00	.00	.00	.00
CASH INVESTED - LOGIC	.00	.00	.00	.00
FUND TOTALS	13,720.03	.00	.00	13,720.03
2021 102 HOTEL OCCUPANCY TAX FUND				
CASH - HOTEL OCCUPANCY TAX	66,558.38	21,695.68	47,225.89	41,028.17
CASH INVESTED - TEXPOOL	189,299.10	21.44	.00	189,320.54
CASH INVESTED - LOGIC	.00	.00	.00	.00
CASH INVESTED - TEXSTAR	123,630.89	12.07	.00	123,642.96
FUND TOTALS	379,488.37	21,729.19	47,225.89	353,991.67
2021 103 HAVA GRANT FUND				
CASH - HAVA GRANT FUND	4,290.87	.00	.00	4,290.87
CASH INVESTED - TEXPOOL	.00	.00	.00	.00
CASH INVESTED - LOGIC	.00	.00	.00	.00
CASH INVESTED - TEXSTAR	.00	.00	.00	.00
FUND TOTALS	4,290.87	.00	.00	4,290.87
GRAND TOTALS	32,366,510.48	4,211,903.55	4,751,499.59	31,826,914.44