



MONTHLY REPORT

MAY 2020


PATTY BRENNAN

COOKE COUNTY TREASURER


FINANCIAL REPORTS


May 2020


In accordance with Local Government Code 114.026, this affidavit states the current cash and reports in the custody of the county treasurer as of this date of May 31, 2020.



Jason Brinkley,
Cooke County Judge


Pam Harrison,
Cooke County Clerk


Gary Hollowell,
Commissioner Pct. #1


Jason Snuggs,
Commissioner Pct. #2


John Klement,
Commission Pct. #3


Leon Klement,
Commissioner Pct. #4

FILED FOR RECORD

20 JUN 22 PM 1:03

PAM HARRISON
COUNTY CLERK, COOKE CO., TX

BY  DEPUTY

AFFIDAVIT

STATE OF TEXAS

COUNTY OF COOKE


The members of the Commissioners' Court of Cooke County, Texas, state as follows:

The requirement of Subsection (C) of the Texas Local Government Code, §114.026 have been met for the term of May 2020. The amount of cash and other assets in the custody of the County Treasurer at the time of examination are:

Cash (includes on hand, money market accounts, and short term investments) \$ 38,595,789.56

Other Assets (long term investments) \$ 0.00


Sworn to and subscribed this 22 day of June, 2020



Jason Brinkley, Cooke County Judge



Gary Hollowell, Commissioner, Pct 1



Jason Snuggs, Commissioner, Pct 2



John Klement, Commissioner, Pct 3



Leon Klement, Commissioner, Pct 4

ATTEST:



Pam Harrison, County Clerk

FILED FOR RECORD
20 JUN 22 PM 1:03
PAM HARRISON
COUNTY CLERK, COOKE CO. TX
BY PH DEPUTY

PRIOR MONTH ENDING BANK STATEMENT BALANCE \$6,091,704.94 162
 CLEARED DEPOSITS \$2,742,155.62 4
 CLEARED ADDITIONS \$100,993.20
 CLEARED CHECKS \$2,388,164.64- 367
 CLEARED DEDUCTIONS \$7,820.92- 3

CURRENT MONTH ENDING BANK STATEMENT BALANCE \$6,538,868.20
 CURRENT MONTH ENDING BANK STATEMENT BALANCE \$6,538,868.20
 OUTSTANDING DEPOSITS \$.00
 OUTSTANDING ADDITIONS \$.00
 OUTSTANDING CHECKS \$539,937.05- 619
 OUTSTANDING DEDUCTIONS \$.00

RECONCILED BOOK BALANCE \$5,998,931.15
 ENDING STATEMENT DATE 05/31/2020 CLERK: P8

TOTALS

PRIOR MONTH ENDING BANK STATEMENT BALANCE \$152,138.81 3
 CLEARED DEPOSITS \$1,105,318.43
 CLEARED ADDITIONS \$.00
 CLEARED CHECKS \$719,878.39- 15
 CLEARED DEDUCTIONS \$384,105.84- 4

CURRENT MONTH ENDING BANK STATEMENT BALANCE \$153,473.01

CURRENT MONTH ENDING BANK STATEMENT BALANCE \$153,473.01
 OUTSTANDING DEPOSITS \$.00
 OUTSTANDING ADDITIONS \$.00
 OUTSTANDING CHECKS \$2,140.65- 5
 OUTSTANDING DEDUCTIONS \$.00

RECONCILED BOOK BALANCE \$151,332.36

ENDING STATEMENT DATE 05/31/2020 CLERK: PB



2 June 2020

COOKE COUNTY
PATTY BRENNAN
101 S DIXON ST
GAINESVILLE, TX 76240-4729

COLLATERAL REPORT as of: 31 May 2020

Pledgee Code: COKC

Demand Deposit Balance: \$8,264,783.37

C.D. Balance \$1,004,100.00

Amount in Excess of FDIC Ins: \$8,768,883.37

Required Pledge Amount: \$9,645,771.71

See attached detail report for amount and description of securities pledged to account.

Total Pledged Par Amount: \$10,140,495.00

Total Collateral Market Value*: \$10,843,691.00

Total Other Collateral: \$ 0.00

**Prices were obtained within five (5) days of the date of this report.*

FDIC Insurance is calculated by FDIC rules

- Pricing supplied by various third party sources including INTERACTIVE DATA and BLOOMBERG INFORMATION SERVICES. Certain infrequently traded Municipal Securities may be priced by utilizing a pricing matrix derived from the current Municipal yield curve.*
- Prices provided are indications only, and although derived from sources we believe reliable, they are not considered all-inclusive.*

All securities are held at Raymond James.

Reportfolio

Simmons First National Bank, Pine Bluff, AR
 Published: 6/1/2020 1:00:48 PM

Management Report
 Pledged To: COOKE COUNTY

Date: 31-May-20
 Section V-C Page: 154

Safetkeeping		Description		Pool	Moody	Original Face	Pledged	Pledged	Pledged	Pledged
Code	Cusip Trans#	Maturity	Prerefund	Coupon	StdPoor	Pledged Percent	Original Face Value	Par Value	Book Value	Market Value
FRSL	3136B7V40	FNR 2019-82 EV		3.000		85.44%	\$11,672,240.00	\$9,660,983.85	\$9,954,515.14	\$10,335,670.25
	540602202001221	5/25/2031					\$9,972,240.00			
FEDERAL RESERVE BANK, ST. AFS										
FRSL	3137FR5D9	FHR 4949 CD		3.000		2.50%	\$20,000,000.00	\$479,511.08	\$492,279.58	\$508,020.26
	541265202001310	9/25/2038					\$500,000.00			
FEDERAL RESERVE BANK, ST. AFS										
2 CMOs - Fixed Rate										

Total Pledged	2 To	COK	COOKE COUNTY	Munis with Maturity Under 2 Years	Munis with Maturity Over 2 Years	Other securities with Stated Maturity Under 2 Years	Other securities with Stated Maturity Over 2 Years
\$0.00	\$0.00	\$10,472,240.00	\$10,140,494.93	\$10,446,794.72	\$10,843,690.51	\$10,472,240.00	\$10,140,494.93
\$0.00	\$0.00	\$10,472,240.00	\$10,140,494.93	\$10,446,794.72	\$10,843,690.51	\$10,472,240.00	\$10,140,494.93

** If no data is shown, then there are no pledges for the current period.

PAGE 1 05/29/20 19:28:40
HOLDINGS BAPN032N
CC3 PROD

FEDERAL RESERVE BANK PLEDGEE

DISTRB PT J1
AS OF CLOSE OF BUSINESS 05-29-2020

PLEDGEE: COOKE COUNTY
100 S. DIXON
RM. 106

J7BM INSTITUTION ID: #J7BM

GAINESVILLE TX 76240

HOLDER : 082900432 - SIMMONS PB AR

RESP FRB:H2

ACCOUNT: J7BM - *COOKE COUNTY

CUSIP #

BVF

PAR

BALANCE

BOOK VALUE

313687V40 FNRM CL082EV R19F082 05-25-31

0.9687877400

9,972,240.00 9,660,983.85

3137FR5D9 FERM 4949CD 09/25/38 09-25-38

0.9590221500

500,000.00 479,511.08

SUBTOTAL:

10,472,240.00 10,140,494.93

GRAND TOTAL:

10,472,240.00 10,140,494.93

C.D. INVESTMENTS

LANDMARK BANK

MAY 2020

<u>C.D.#</u>	<u>PURCHASE DATE</u>	<u>AMOUNT</u>	<u>MAT. DATE</u>
GEN/4170808341 (CASHED OUT ON MAY 26, 2020)	May 26, 2019	500,000.00	May 26, 2020
GEN/4170808333 (CASHED OUT ON MAY 26, 2020)	May 26, 2019	500,000.00	May 26, 2020
Library Liddell 7830	Jan 17, 2019	7,500.00	Jan 17, 2021
Library Liddell 7822	Jan 17, 2019	7,500.00	Jan 17, 2021
Library Rosenstein 5099	Sept 12, 2017	11,000.00	Dec 12, 2020
Library Rosenstein 5198	Dec 16, 2017	8,000.00	Mar 16, 2021

INT. EARNED MONTHLY:

2-Gen CD's @ 2.34%
2-Liddell CD's @ 1.90%
2-Rosenstein CD's @ 1.05%

Interest is deposited into the Treasurer's Fund. The 2 Gen CDs' interest is deposited monthly, and the 4 Library's CDs' interest is deposited quarterly.

PROSPERITY BANK

GEN/14401708	Sept 17, 2019	250,000.00	Sept 17, 2021
--------------	---------------	------------	---------------

INT. EARNED MONTHLY:

Gen CD @ 1.85%

Interest accrues monthly and is deposited monthly with depository bank into the Treasurer's Fund.

C.D. INVESTMENTS

THE FIRST STATE BANK

MAY 2020

<u>C.D.#</u>	<u>PURCHASE DATE</u>	<u>AMOUNT</u>	<u>MAT. DATE</u>
GEN/71445	Sept 17, 2019	250,000.00	Dec 17, 2020

INT. EARNED MONTHLY:

Gen CD @ 1.50%

Interest accrues monthly and is deposited monthly with depository bank into the Treasurer's Fund.

MUENSTER STATE BANK

GEN/2254	Sept 17, 2017	250,000.00	Sept 17, 2021
----------	---------------	------------	---------------

INT. EARNED MONTHLY:

Gen CD @ 1.35%

Interest accrues monthly and is deposited monthly with depository bank into the Treasurer's Fund.

INVESTMENTS-TEXPOOL
PATTY BRENNAN, COOKE COUNTY TREASURER
MAY 2020

ACCT NAME	BALANCE FORWARD	DEPOSITS	WITH-DRAWALS	CURRENT INTEREST	ENDING BALANCE
GENERAL	\$ 6,299,654.60	\$ -	\$ -	\$ 1,436.46	\$ 6,301,091.06
R & B -1	\$ 700,551.14	\$ -	\$ 150,000.00	\$ 139.47	\$ 550,690.61
R & B -2	\$ 365,132.76	\$ -	\$ -	\$ 83.23	\$ 365,215.99
R & B -3	\$ 495,895.66	\$ -	\$ -	\$ 113.10	\$ 496,008.76
R & B -4	\$ 695,702.46	\$ -	\$ -	\$ 158.59	\$ 695,861.05
FM & L	\$ 327,314.47	\$ -	\$ -	\$ 74.62	\$ 327,389.09
STATE FUNDS	\$ 9,139.30	\$ -	\$ -	\$ 2.10	\$ 9,141.40
TJPC	\$ 13,133.58	\$ -	\$ -	\$ 2.99	\$ 13,136.57
DIST CLK PRESERVATION	\$ 5,605.99	\$ -	\$ -	\$ 1.27	\$ 5,607.26
COUNTY/DIST TECH	\$ 1,607.85	\$ -	\$ -	\$ 0.31	\$ 1,608.16
ADULT PROB	\$ 253,651.40	\$ -	\$ -	\$ 57.85	\$ 253,709.25
JUV-ISP	\$ 5,077.59	\$ -	\$ -	\$ 1.13	\$ 5,078.72
COURT REP	\$ 19,423.24	\$ -	\$ -	\$ 4.38	\$ 19,427.62
PERM IMP	\$ 1,455,747.09	\$ -	\$ -	\$ 331.93	\$ 1,456,079.02
LAW ENFORCEMENT ED	\$ 10,604.12	\$ -	\$ -	\$ 2.41	\$ 10,606.53
JP-CH SECURITY	\$ 5,323.47	\$ -	\$ -	\$ 1.20	\$ 5,324.67
DIST CLK RECORDS MGMT	\$ 15,912.85	\$ -	\$ -	\$ 3.62	\$ 15,916.47
DIST CLK ARCHIVE	\$ 4,242.94	\$ -	\$ -	\$ 1.00	\$ 4,243.94
COUNTY ATTY CHECK COLLECT	\$ 1,208.88	\$ -	\$ -	\$ 0.31	\$ 1,209.19
LAW LIBRARY	\$ 116,954.41	\$ -	\$ -	\$ 26.69	\$ 116,981.10
JP TECH	\$ 27,852.64	\$ -	\$ -	\$ 6.37	\$ 27,859.01
C H SECURITY	\$ 102,980.43	\$ -	\$ -	\$ 23.46	\$ 103,003.89
REC MGMT	\$ 14,801.17	\$ -	\$ -	\$ 3.38	\$ 14,804.55
REC PRESV	\$ 906.43	\$ -	\$ 400.00	\$ 0.11	\$ 506.54
LIBRARY	\$ 28,639.69	\$ -	\$ -	\$ 6.49	\$ 28,646.18
ARCHIVE	\$ 57,742.08	\$ -	\$ -	\$ 13.14	\$ 57,755.22
DIST ATTY FORFEITURE	\$ 31,866.70	\$ -	\$ 10,000.00	\$ 5.92	\$ 21,872.62
SHERIFF FORFEITURE	\$ 100,558.03	\$ -	\$ -	\$ 22.96	\$ 100,580.99
JAIL COMMISSARY	\$ 82,659.07	\$ -	\$ -	\$ 18.81	\$ 82,677.88
2004 GO-REFUNDING	\$ 55,711.54	\$ -	\$ -	\$ 12.73	\$ 55,724.27
HOTEL/MOTEL TAX	\$ 189,137.56	\$ -	\$ -	\$ 43.13	\$ 189,180.69
TOTAL: TREAS FUND	\$ 11,494,739.14	\$ -	\$ 160,400.00	\$ 2,599.16	\$ 11,336,938.30

YEAR - TO - DATE INTEREST	BAL FORWARD:	CURRENT INT.:	BALANCE:
	\$ 90,114.20	\$ 2,599.16	\$ 92,713.36

AVG. YEILD FOR MAY 2020 0.27% MKT VALUE/ SHAR| \$ 1.00

**INVESTMENTS-TEX STAR
PATTY BRENNAN, COOKE COUNTY TREASURER
MAY 2020**

ACCT NAME	BALANCE FORWARD	DEPOSITS	WITH- DRAWALS	CURRENT INTEREST	ENDING BALANCE
GENERAL	\$ 6,581,497.53	\$ -	\$ -	\$ 1,365.89	\$ 6,582,863.42
R & B -1	\$ 654,564.77	\$ -	\$ 150,000.00	\$ 118.82	\$ 504,683.59
R & B -2	\$ 269,564.21	\$ -	\$ -	\$ 55.92	\$ 269,620.13
R & B -3	\$ 236,254.68	\$ -	\$ -	\$ 49.02	\$ 236,303.70
R & B -4	\$ 575,651.20	\$ -	\$ -	\$ 119.45	\$ 575,770.65
FM & L	\$ 335,167.06	\$ -	\$ -	\$ 69.56	\$ 335,236.62
ADULT PROBATION	\$ 228,914.07	\$ -	\$ -	\$ 47.50	\$ 228,961.57
PERM IMP	\$ 1,470,700.65	\$ -	\$ -	\$ 305.23	\$ 1,471,005.88
CC LIBRARY	\$ 31,470.78	\$ -	\$ -	\$ 6.55	\$ 31,477.33
JP- CH SECURITY	\$ 10,557.44	\$ -	\$ -	\$ 2.22	\$ 10,559.66
COURTHOUSE SECURITY	\$ 83,200.47	\$ -	\$ -	\$ 17.29	\$ 83,217.76
RECORDS MANAGEMENT	\$ 16,569.93	\$ -	\$ -	\$ 3.46	\$ 16,573.39
RECORDS PRESERVATION	\$ 768.30	\$ -	\$ 200.00	\$ 0.12	\$ 568.42
ARCHIVE FEES	\$ 41,693.14	\$ -	\$ -	\$ 8.67	\$ 41,701.81
2012 GO REFUNDING	\$ 47,024.11	\$ -	\$ -	\$ 9.77	\$ 47,033.88
STATE FEES	\$ 5,905.28	\$ -	\$ -	\$ 1.20	\$ 5,906.48
DIST ATTY FORFEITURE	\$ 26,212.75	\$ -	\$ -	\$ 5.46	\$ 26,218.21
SHERIFF FORFEITURE	\$ 101,881.99	\$ -	\$ -	\$ 21.15	\$ 101,903.14
JAIL COMMISSARY	\$ 51,217.27	\$ -	\$ -	\$ 10.64	\$ 51,227.91
HOTEL/MOTEL TAX	\$ 123,533.32	\$ -	\$ -	\$ 25.61	\$ 123,558.93
TOTAL: TREAS FUND	\$ 10,892,348.95	\$ -	\$ 150,200.00	\$ 2,243.53	\$ 10,744,392.48

YEAR - TO - DATE INTEREST	BAL FORWARD	CURRENT INT.	BALANCE
	\$ 83,538.42	\$ 2,243.53	\$ 85,781.95
AVG. YEILD FOR MAY 2020	0.24%	MKT VALUE / SHARE	\$ 1.00

INVESTMENTS-LOGIC
PATTY BRENNAN, COOKE COUNTY TREASURER
MAY 2020

ACCT NAME	BALANCE FORWARD	DEPOSITS	WITH-DRAWALS	CURRENT INTEREST	ENDING BALANCE
GENERAL	\$ 4,273,239.25	\$ -	\$ -	\$ 2,945.51	\$ 4,276,184.76
R & B -1	\$ 495,956.99	\$ -	\$ -	\$ 341.84	\$ 496,298.83
R & B -2	\$ 237,761.75	\$ -	\$ -	\$ 163.88	\$ 237,925.63
R & B -3	\$ 366,300.94	\$ -	\$ -	\$ 252.49	\$ 366,553.43
R & B -4	\$ 493,005.98	\$ -	\$ -	\$ 339.83	\$ 493,345.81
FM & L	\$ 105,861.44	\$ -	\$ -	\$ 72.98	\$ 105,934.42
ADULT PROBATION	\$ 158,611.41	\$ -	\$ -	\$ 109.32	\$ 158,720.73
PERM IMP	\$ 581,303.97	\$ -	\$ -	\$ 400.69	\$ 581,704.66
LAW LIBRARY	\$ 26,374.84	\$ -	\$ -	\$ 18.15	\$ 26,392.99
COURTHOUSE SECURITY	\$ 52,930.69	\$ -	\$ -	\$ 36.45	\$ 52,967.14
RECORDS MANAGEMENT	\$ 55,731.80	\$ -	\$ -	\$ 38.41	\$ 55,770.21
ARCHIVE FEES	\$ 26,374.84	\$ -	\$ -	\$ 18.15	\$ 26,392.99
DIST ATTY FORFEITURE	\$ 26,374.84	\$ -	\$ -	\$ 18.15	\$ 26,392.99
SHERIFF FOREITURE	\$ 26,374.84	\$ -	\$ -	\$ 18.15	\$ 26,392.99
2012 GO REFUNDING	\$ 259,507.09	\$ -	\$ -	\$ 178.89	\$ 259,685.98
TOTAL: TREAS FUND	\$ 7,185,710.67	\$ -	\$ -	\$ 4,952.89	\$ 7,190,663.56

YEAR - TO - DATE INTEREST	BAL FORWARD	CURRENT INT.	BALANCE
	\$ 60,459.79	\$ 4,952.89	\$ 65,412.68

AVG. YEILD FOR MAY 2020 0.81% MKT VALU/SHARE \$ 1.00

Cooke County

Attn: Patty Brennan
 101 S. Dixon Street
 Gainesville, TX 76240

Depositor Statement

May 1, 2020 - May 31, 2020

Account #: 104791304900

Account at-a-Glance

Beginning Balance	2,000,526.91
+ Net Deposits	0.00
+ Net Accrued Interest ²	400.11
Ending Balance	2,000,927.02
Days In Period ⁴	31
Average Daily Balance ⁵	2,000,526.91
Net APY This Period ⁸	0.24%
Net APR This Period ⁶	0.2355%
Available Balance ⁷	2,000,526.91

Depositor Information

Website: www.ficaaccount.com

Support Center: (866) 343-5516

Account Transactions

Description	Date	Amount(USD\$)
No transactions in this period		

Insured Depository Detail

Depository Bank	FDIC Cert#	Balance(USD\$)
1st Security Bank of Washington	57633	21.52
Allegiance Bank Texas	58629	60,020.90
Alma Bank	58424	190.40
Ameris Bank	20504	14,783.69
Anstaff Bank	3869	12.91
Anthem Bank & Trust	29679	10.84
BNB Bank	6976	561.92
Banc of California, National Association	35498	31,163.54
BancCentral National Association	4033	14.29
Bancorp Bank	35444	13.58
Bank Five Nine	12517	10.01
Bank Michigan	1008	49.80
Bank of China - New York Branch	33653	44,535.86
Bank of England	13303	63.45
Bank of Fayette County	10308	147.05
Bank of the Ozarks	110	90,813.60
BankUnited National Association	58979	74,463.85
Bar Harbor Bank & Trust	11971	984.75
Berkshire Bank	23621	184.30

Cooke County

Attn: Patty Brennan
101 S. Dixon Street
Gainesville, TX 76240

Depositor Statement

May 1, 2020 - May 31, 2020

Account #: 104791304900

Depository Bank	FDIC Cert#	Balance(USD\$)
Blue Ridge Bank, National Association	35274	1,565.42
BlueHarbor Bank	58691	213.04
BofI Federal Bank	35546	20.75
Boston Private Bank & Trust Company	24811	87.79
Bridgewater Bank	58210	40.67
C US Bank	18443	653.94
CFBank	28263	112.76
CIBM Bank	11729	558.71
CIT Bank, National Association	58978	36,452.71
CNB Bank	13876	17.08
Camden National Bank	4255	23.25
CapStar Bank	58823	13.23
Capital Bank National Association	35278	104.88
Capital One National Association	4297	103,564.60
Carver Federal Savings Bank	30394	42.45
Carver State Bank	16584	528.99
Cathay Bank	18503	11,125.75
Cedar Rapids State Bank	18820	40.05
CedarStone Bank	57684	24.66
Celtic Bank	57056	20.20
Centennial Bank	11241	237.54
CenterState Bank of Florida National Associat	33555	89,557.78
Centier Bank	12854	18.27
Central Bank	58377	404.65
Centric Bank	7461	152.38
Cherokee State Bank	951	32.46
CVista Bank	12982	9,787.41
Citibank N.A.	7213	25,018.03
Community Bank of the Bay	34210	28.77
Compass Bank	19048	27.01
Congressional Bank	57614	72.74
ConnectOne Bank	57919	149,880.64
Cornerstone Bank	5635	616.71
Cornerstone Bank	90282	22.69
Cross River Bank	58410	50,460.76
Crystal Lake Bank and Trust Company National	34681	320.12
Customers Bank	34444	68,957.58
DeWitt Bank and Trust Company	1522	110.94
Dedham Institution for Savings	23620	307.72
Diamond Bank	1527	80.62
Dime Bank	9888	22.67
Eagle Bank	90191	224.13
EagleBank	34742	5,016.19
East West Bank	31628	35,047.57
Enterprise Bank	34786	28.08
Equity Bank	25858	278.72
Exchange Bank	1435	190.27
Exchange Bank and Trust Company	13366	770.75
Farmers & Merchants Bank	16216	70.14

Cooke County

Attn: Patty Brennan
 101 S. Dixon Street
 Gainesville, TX 76240

Depositor Statement

May 1, 2020 - May 31, 2020

Account #: 104791304900

Depository Bank	FDIC Cert#	Balance(USD\$)
Farmers & Merchants Savings Bank	10492	140.73
Farmers Trust and Savings Bank	12858	85.17
Farmers Trust and Savings Bank	14195	12.27
Farmers and Merchants State Bank	501	147.00
Federal Savings Bank	35518	17,737.44
Fidelity Bank	30895	845.07
Fifth Third Bank	6672	177,578.37
First Bank	58481	225.34
First Bank & Trust	27078	15.96
First Carolina Bank	35530	29.77
First Central Savings Bank	34969	136.76
First Central State Bank	19716	12.39
First Community Bank of Bedford County	27211	159.05
First County Bank	18204	183.52
First Federal Community Bank National Associa	29787	13.34
First Financial Bank	28905	275.53
First Internet Bank of Indiana	34607	569.28
First Merchants Bank National Association	4365	663.15
First N.A.	4256	198.19
First National Bank of Pennsylvania	7888	53.69
First Sentinel Bank	31928	80.84
First State Bank	19163	139.47
First Virginia Community Bank	58696	349.34
Florida Capital Bank N.A.	26323	22.34
Franklin Synergy Bank	58714	14,106.78
Freedom National Bank	57254	154.66
Gateway Bank	8730	20.93
Georgia Banking Company	57071	116.63
Gorham Savings Bank	17748	268.00
Grand Ridge National Bank	3674	284.93
Great North Bank	15146	11.49
Hancock Bank	12441	439.99
Hanover Community Bank	58675	21.58
Happy State Bank	10359	20,692.39
Hardin County Bank	20993	52.83
Hardin County Savings Bank	5817	829.85
Hingham Institution for Savings	90211	121.45
Home Exchange Bank	8884	292.66
Horizon Bank National Association	4360	488.06
Hyperion Bank	58371	96.02
Independent Bank	3076	23,044.63
International Bank of Chicago	33708	806.73
International City Bank National Association	25648	544.93
Ion Bank	18198	253.60
Israel Discount Bank of New York	19977	26,324.19
Kennett National Bank	18879	39.96
KeyBank National Association	17534	61,434.31
Kishacoquillas Valley National Bank of Bellev	14969	649.58
Landmark Community Bank	34982	40.68

Cooke County

Attn: Patty Brennan
101 S. Dixon Street
Gainesville, TX 76240

Depositor Statement

May 1, 2020 - May 31, 2020

Account #: 104791304900

Depository Bank	FDIC Cert#	Balance(USD\$)
Legends Bank	34936	14.37
Lewis & Clark Bank	58428	125.55
Liberty Savings Bank FSB	32242	30.77
MainStreet Bank	57742	87,113.46
Manufacturers Bank	18618	47.55
Mascoma Savings Bank	18013	118.78
McClave State Bank	11261	282.19
Meramec Valley Bank	19200	191.22
Merchants Bank of Indiana	8056	43,983.60
Meridian Bank	57777	1,653.83
Metropolitan National Bank	34699	10.62
Mid America Bank	11459	48.95
MidCoast Community Bank	58498	97.39
Minnesota Bank & Trust	58818	21.46
MutualBank	27744	60.40
NebraskaLand National Bank	34811	26.85
New Buffalo Savings Bank A Federal Savings	31257	366.60
NewBank	58203	251.28
Newburyport Five Cents Savings Bank	90251	17.65
NexBank SSB	29209	293.36
North Side Bank and Trust Company	9457	48.30
Northern Bank & Trust Company	18266	270.71
One American Bank	6078	26.16
Oregon Community Bank & Trust	22334	193.07
Origin Bank	12614	499.60
Pacific Enterprise Bank	58415	33.98
Pacific Premier Bank	32172	68,400.69
Park National Bank	6653	10.80
Peoples Bank	9489	455.36
Peoples United Bank	27334	1,093.22
Pilot Bank	27045	273.68
Pinnacle Bank	10634	29.23
Pioneer Bank	19540	68.42
Platte Valley Bank	34211	390.13
Poppy Bank	57903	34.69
Preferred Bank	33539	8,248.14
Premier Bank	34384	643.39
PrimeSouth Bank	5694	34.28
PrivateBank and Trust Company	33306	397.38
Progress Bank and Trust	58719	896.19
PromiseOne Bank	58657	109.02
Providence Bank	1643	54.78
Provident Bank	12010	286.48
Provident Bank	90141	51.41
Reading Co-operative Bank	26620	27.83
Regent Bank	4160	15.68
Republic Bank & Trust	27286	53.09
RiverBend Bank	26708	66.98
Riverview Bank	7598	231.74

Cooke County

Attn: Patty Brennan
 101 S. Dixon Street
 Gainesville, TX 76240

Depositor Statement

May 1, 2020 - May 31, 2020

Account #: 104791304900

Depository Bank	FDIC Cert#	Balance(USD\$)
Riverwind Bank	15035	165.88
Robertson Banking Company	39	10.35
Royal Savings Bank	28068	11.08
SaviBank	57978	42.97
Savoy Bank	58641	44.40
Schuyler Savings Bank	30072	10.67
Security Bank	5424	151.73
Security Bank and Trust Company	9172	816.29
ServisFirst Bank	57993	2,414.75
Signature Bank	57053	18,150.75
Signature Bank National Association	57269	34.61
SmartBank	58463	46.22
Solera National Bank	58534	197.99
SouthEast Bank	57348	26.87
Southern Bancorp Bank	1528	12.42
Southern Bank	28332	27.68
Southside Bank	18297	367.00
St. Henry Bank	9871	194.49
Sterling National Bank	30337	234,695.58
Summit Bank	57706	15.09
SunTrust Bank	867	16.76
Sussex Bank	22221	205.05
TD Bank N.A.	18409	251.12
Texas Capital Bank National Association	34383	59,412.47
Texas Citizens Bank National Association	58319	82.88
Third Coast Bank SSB	58716	58,318.99
Tradition Capital Bank	58057	114.37
Traditional Bank Inc.	2711	127.21
TriState Capital Bank	58457	2,712.15
Truxton Trust Company	57825	10.52
Umpqua Bank	17266	21.69
Union Bank & Trust	34589	462.01
Union Savings and Loan Association	27752	20.45
United Bank	22858	17,680.26
Unity National Bank of Houston	26351	10.11
Univest Bank and Trust Co.	7759	29.59
Valley National Bank	9396	96,773.51
Valliance Bank	57841	264.82
Village Bank & Trust	34011	48.02
Washington Trust Company of Westerly	23623	8,783.70
West Gate Bank	19850	40.26
Western Alliance Bank	57512	17,285.89
Wilmington Savings Fund Society FSB	17838	34.67
Wilmington Trust National Association	34069	871.88
Aggregate Net Accrued Interest ³		400.11

Depositor Statement

May 1, 2020 - May 31, 2020

Account #: 104791304900

Cooke County

Attn: Patty Brennan
101 S. Dixon Street
Gainesville, TX 76240

<i>Total</i>	2,000,927.02
--------------	--------------

Disclosure Information

1 The Federally Insured Cash Account ("FICA®") is not a member of the Federal Deposit Insurance Corporation ("FDIC"), but the banks in which the money is deposited are FDIC members. The FDIC is an independent agency of the U.S. government that protects the funds depositors place in FDIC insured institutions. FDIC deposit insurance is backed by the full faith and credit of the U.S. government.

2 Net Accrued Interest is the estimated amount of the accrued interest earned for the current month less any FICA Fee with respect to such interest. Net Accrued Interest cannot be withdrawn from the account until it is credited to the account. There is no guarantee that the account holder will receive the full amount as stated. Refer to the U.S. Bank Custodial Statement, provided via ficzaccount.com, for further details regarding interest earned and fees charged. Net Accrued Interest is for informational purposes only.

3 Aggregate Net Accrued Interest is the sum of the current month's Net Accrued Interest and any prior period Net Accrued Interest not yet paid.

4 Days In Period ("DIP") is the number of days in the period beginning on, and including the later of, the first day of the month or the business day an initial deposit is received by the FICA Custodian if received on or before 3:00PM EST or the business day immediately following if received after 3:00PM EST, and ending on, and including, the last day of the month. DIP does not include any date on which the balance is zero.

5 Average Daily Balance is the sum of the beginning balance plus any deposits less any withdrawals averaged across number of days in DIP.

6 Net APR This Period is the annualized rate that reflects the relationship between the net interest received plus any Net Accrued Interest and the Average Daily balance for the statement period. Current yield may be lower or higher than what is stated.

7 Available Balance reflects the amount that can be withdrawn as of the date of the statement. This balance is the Ending Balance less the Aggregate Net Accrued Interest amount.

8 The APY (annual percentage yield) is based on an APR (annual percentage rate) for the period indicated as reported by StoneCastle. Current yield may be lower or higher than what is stated due to changes in market or business conditions.

*Interest will not accrue for balances of \$1,000.00 or lower

We encourage you to compare the information provided in our statement with the U.S. Bank custody statement. You may access the U.S. Bank custody statement by calling 1-866-343-5516.

StoneCastle Cash Management, LLC is an SEC Registered Investment Advisor. StoneCastle Cash Management, LLC is an affiliate of StoneCastle Partners, LLC, a leading asset management and financial services company dedicated to investing and serving the community banking sector. Performance data shown represents past performance, and is no guarantee of future results. Rates may change without notice. Please read the Terms and Conditions relating to the FICA® program for more complete information and the governing terms of the account. Review your statement for accuracy. If you have any questions regarding your account, contact a FICA® representative. Registration with the SEC does not imply a particular level of skill or training.

COMBINED STATEMENT OF CASH POSITION FOR MAY

FUND NAME	CHECKING ACCOUNT	CHECKING AMOUNT	TDOA ACCOUNT	TDOA AMOUNT	FUND TOTAL
2020 001 GENERAL	TREAS FUND	3,831,399.26	TEXPOOL LOGIC TEXSTAR STONE CERT DEPOS	6,301,091.06 4,276,184.76 6,582,863.42 2,000,927.02 1,750,000.00	24,742,465.52
2020 011 ROAD & BRIDGE 1	TREAS FUND	414,644.10	TEXPOOL LOGIC TEXSTAR STONE	550,690.61 496,298.83 504,683.59	1,966,317.13
2020 012 ROAD & BRIDGE 2	TREAS FUND	259,051.72	TEXPOOL LOGIC TEXSTAR	365,215.99 237,925.63 269,520.13	1,131,813.47
2020 013 ROAD & BRIDGE 3	TREAS FUND	484,325.52	TEXPOOL LOGIC TEXSTAR	496,008.76 366,553.43 236,303.70	1,583,191.41
2020 014 ROAD & BRIDGE 4	TREAS FUND	311,223.74	TEXPOOL LOGIC TEXSTAR	695,861.05 493,345.81 575,770.65	2,076,201.25
2020 018 CERTZ TIF	TREAS FUND		TEXPOOL LOGIC		
2020 019 FM & LATERAL	TREAS FUND	34,047.45	TEXPOOL LOGIC TEXSTAR	327,389.09 105,934.42 335,236.62	802,607.58
2020 020 TJPC	TREAS FUND	35,957.82	TEXPOOL LOGIC TEXSTAR	13,136.57	49,094.39
2020 021 JUVENILE PROB-ISP	TREAS FUND	7,453.35	TEXPOOL LOGIC TEXSTAR	5,078.72	12,532.07
2020 022 JUVENILE PROBATION	TREAS FUND	16,866.36	TEXPOOL LOGIC		16,866.36
2020 023 JUVENILE PROB. IV-E	TREAS FUND	100.77	TEXPOOL LOGIC TEXSTAR		100.77
2020 024 JUVENILE DELINQUENCY PREVENTN	TREAS FUND	1,927.14	TEXPOOL LOGIC TEXSTAR		1,927.14
2020 028 ADULT PROBATION	TREAS FUND	11,488.77	TEXPOOL LOGIC TEXSTAR	253,709.25 158,720.73 228,961.57	652,880.32
2020 029 COMMUNITY CORRECTIONS	TREAS FUND	5,800.13	TEXPOOL LOGIC		5,800.13
2020 031 CONTRACT ELECTIONS	TREAS FUND	10,142.18	TEXPOOL LOGIC		10,142.18

COMBINED STATEMENT OF CASH POSITION FOR MAY

FUND NAME	CHECKING ACCOUNT	CHECKING AMOUNT	TDOA ACCOUNT	TDOA AMOUNT	FUND TOTAL
2020 032 DISTRICT CLERK PRESERVATION	TREAS FUND	3,023.17	TEXPOOL LOGIC	5,607.26	8,630.43
2020 033 COUNTY/DISTRICT TECHNOLOGY	PTREAS FUND	7,571.67	TEXPOOL LOGIC	1,608.16	9,179.83
2020 034 COURT REPORTER	TREAS FUND	10,101.21	TEXPOOL LOGIC	19,427.62	29,528.83
2020 035 PERMANENT IMPROVEMENT	TREAS FUND	9,353.59	TEXPOOL LOGIC	1,456,079.02	3,518,143.15
2020 037 LAW ENFORCEMENT ED	TREAS FUND	9,754.19	TEXPOOL LOGIC	10,606.53	20,360.72
2020 038 JP TECH	TREAS FUND	22,082.26	TEXPOOL LOGIC	27,859.01	49,941.27
2020 040 LAW LIBRARY	TREAS FUND	31,583.16	TEXPOOL LOGIC	116,981.10	174,957.25
2020 041 CC LIBRARY FUND	TREAS FUND	16,258.24	TEXPOOL LOGIC	28,646.18	76,381.75
2020 042 CC HISTORICAL COMM.	TREAS FUND	3,577.77	TEXPOOL LOGIC	31,477.33	3,577.77
2020 043 JP COURTHOUSE SECURITY	TREAS FUND	13,072.83	TEXSTAR	5,324.67	28,957.16
2020 044 COURTHOUSE SECURITY	TREAS FUND	26,677.96	TEXPOOL LOGIC	103,003.89	265,866.75
2020 045 FLOOD DAMAGE	TREAS FUND		TEXPOOL LOGIC	52,967.14	
2020 046 CHAPTER 19	TREAS FUND	479.25-	TEXPOOL LOGIC	83,217.76	479.25-
2020 047 CC RECORDS MANAGEMENT	TREAS FUND	7,343.23	TEXPOOL LOGIC	10,559.66	2,343.23
2020 048 COUNTY RECORDS MANAGEMENT	TREAS FUND	3,173.71	TEXPOOL LOGIC	5,000.00-	95,321.86

FUND NAME	CHECKING ACCOUNT	CHECKING AMOUNT	TDOA ACCOUNT	TDOA AMOUNT	FUND TOTAL
2020 049 CC RECORDS PRESERVATION	TREAS FUND	8,049.78	TEXPOOL LOGIC TEXSTAR	506.54	9,124.74
2020 050 DIST CLERK RECORDS MANAGEMENT	TREAS FUND	13,858.56	TEXPOOL LOGIC TEXSTAR	15,916.47	29,775.03
2020 051 DISTRICT CLERK ARCHIVE	TREAS FUND	20,848.82	TEXPOOL LOGIC TEXSTAR	4,243.94	25,092.76
2020 052 COUNTY CLERK ARCHIVE FEE	TREAS FUND	40,675.76	TEXPOOL LOGIC TEXSTAR	57,755.22	166,525.78
2020 053 CA CHECK COLLECTING	TREAS FUND	1,138.13	TEXPOOL LOGIC TEXSTAR	1,209.19	2,347.32
2020 054 DA CHECK COLLECTING	TREAS FUND	150.34	TEXPOOL		150.34
2020 055 CO ATTY FORFEITURE	TREAS FUND		TEXPOOL LOGIC TEXSTAR	21,872.62	91,190.75
2020 056 DISTRICT ATTY FORFEITURE	TREAS FUND	16,706.93	TEXPOOL LOGIC TEXSTAR	26,392.99	121,860.61
2020 057 D A SEIZURE FUND	TREAS FUND	121,860.61	TEXPOOL LOGIC TEXSTAR	100,580.99	240,768.60
2020 058 SHERIFF FORFEITURE	TREAS FUND	11,891.48	TEXPOOL LOGIC TEXSTAR	26,392.99	161,954.33
2020 059 JAIL COMMISSARY	TREAS FUND	28,048.54	TEXPOOL LOGIC TEXSTAR	82,677.88	535,439.06
2020 061 2004 GO REFUNDING DEBT SERVIT	TREAS FUND	172,994.93	TEXPOOL LOGIC TEXSTAR	55,724.27	15,792.36
2020 088 STATE FEES	TREAS FUND	38,020.22	TEXPOOL LOGIC TEXSTAR	9,141.40	633,018.00
2020 090 OFFICER'S TRUST	TREAS FUND		TEXPOOL	5,906.48	467.02
2020 091 LIBRARY TRUST - LIDDELL	TREAS FUND	792.36	CERT DEPOS	15,000.00	19,141.22
2020 092 LIBRARY TRUST - ROSENSTEIN	TREAS FUND	141.22	CBRT DEPOS	19,000.00	633,018.00
2020 098 PAYROLL CLEARING	PAYROLL	633,018.00			467.02
2020 100 CHILD ABUSE PREVENTION FUND	TREAS FUND	467.02	TEXPOOL		

DATE 06/09/2020 TIME 09:16

COMBINED STATEMENT OF CASH POSITION FOR MAY

FUND NAME	CHECKING ACCOUNT	CHECKING AMOUNT	TDOA ACCOUNT	TDOA AMOUNT	FUND TOTAL
2020 101 PRETRIAL DIVERSION	TREAS FUND	13,720.03	TEXPOOL LOGIC	189,180.69	13,720.03
2020 102 HOTEL OCCUPANCY TAX FUND	TREAS FUND	59,369.24	TEXSTAR	123,558.93	372,108.86
TOTAL		6,769,274.02		33,056,921.36	39,826,195.38

CHECK ACCOUNT

CHECK

ACCOUNT BALANCE - TREAS FUND

6,136,256.02

ACCOUNT BALANCE - PAYROLL

633,018.00

TOTAL

6,769,274.02

TDOA ACCOUNT

TDOA

ACCOUNT BALANCE - TEXPOOL

11,336,938.30

ACCOUNT BALANCE - LOGIC

7,190,663.56

ACCOUNT BALANCE - TEXSTAR

10,744,392.48

ACCOUNT BALANCE - STONE

2,000,927.02

ACCOUNT BALANCE - CERT DEPOS

1,784,000.00

TOTAL

33,056,921.36

ACCOUNT NAME	BEGINNING CASH BALANCE	CASH RECEIPTS	CASH DISBURSEMENTS	ENDING CASH BALANCE
2020 001 GENERAL	3,193,087.08	2,222,778.26	1,584,466.08	3,831,399.26
CASH - GENERAL FUND	4,802.66	.00	.00	4,802.66
CASH ON HAND	6,299,654.60	1,436.46	.00	6,301,091.06
CASH INVESTED - TEXPOOL	4,273,239.25	2,945.51	.00	4,276,184.76
CASH INVESTED - LOGIC	6,581,497.53	1,365.89	.00	6,582,863.42
CASH INVESTED - TEXSTAR	2,000,526.91	400.11	.00	2,000,927.02
T-BILLS - INVESTMENTS	1,750,000.00	.00	.00	1,750,000.00
CASH INVESTMENT-CD	24,102,808.03	.00	1,584,466.08	24,747,268.18
FUND TOTALS	2,237,945.04	339,277.13	610,905.04	1,966,317.13
2020 011 ROAD & BRIDGE 1	386,872.14	338,677.00	310,905.04	414,644.10
CASH - ROAD & BRIDGE # 1	700,551.14	139.47	150,000.00	550,690.61
CASH INVESTED - TEXPOOL	495,956.99	341.84	.00	496,298.83
CASH INVESTED - LOGIC	654,564.77	118.82	150,000.00	504,683.59
CASH INVESTED - TEXSTAR	.00	.00	.00	.00
STONE CASTLE	.00	.00	.00	.00
T-BILL INVESTMENTS	.00	.00	.00	.00
FUND TOTALS	2,237,945.04	339,277.13	610,905.04	1,966,317.13
2020 012 ROAD & BRIDGE 2	358,549.66	55,873.15	155,371.09	259,051.72
CASH - ROAD & BRIDGE # 2	365,132.76	83.23	.00	365,215.99
CASH INVESTED - TEXPOOL	237,761.75	163.88	.00	237,925.63
CASH INVESTED - LOGIC	269,564.21	55.92	.00	269,620.13
CASH INVESTED - TEXSTAR	.00	.00	.00	.00
T-BILL INVESTMENTS	.00	.00	.00	.00
FUND TOTALS	1,231,008.38	56,176.18	155,371.09	1,131,813.47
2020 013 ROAD & BRIDGE 3	541,903.99	38,059.20	95,637.67	484,325.52
CASH - ROAD & BRIDGE # 3	495,895.66	113.10	.00	496,008.76
CASH INVESTED - TEXPOOL	366,300.94	252.49	.00	366,553.43
CASH INVESTED - LOGIC	236,254.68	49.02	.00	236,303.70
CASH INVESTED - TEXSTAR	.00	.00	.00	.00
T-BILL INVESTMENTS	.00	.00	.00	.00
FUND TOTALS	1,640,355.27	38,473.81	95,637.67	1,583,191.41
2020 014 ROAD & BRIDGE 4	379,686.89	37,931.68	106,394.83	311,223.74
CASH - ROAD & BRIDGE # 4	695,702.46	158.59	.00	695,861.05
CASH INVESTED - TEXPOOL	493,005.98	339.83	.00	493,345.81
CASH INVESTED - LOGIC	575,651.20	119.45	.00	575,770.65
CASH INVESTED - TEXSTAR	.00	.00	.00	.00
T-BILL INVESTMENTS	.00	.00	.00	.00
FUND TOTALS	2,144,046.53	38,549.55	106,394.83	2,076,201.25
2020 018 CERTZ TIF	.00	.00	.00	.00
CASH - CERTZ TIF	.00	.00	.00	.00
CASH INVESTED	.00	.00	.00	.00
CASH INVESTED - LOGIC	.00	.00	.00	.00
T-BILL INVESTMENT	.00	.00	.00	.00
FUND TOTALS	.00	.00	.00	.00
2020 019 FM & LATERAL	34,001.16	70.45	24.16	34,047.45
CASH - FM & LATERAL	327,314.47	74.62	.00	327,389.09
CASH INVESTED - LOGIC	105,861.44	72.98	.00	105,934.42
CASH INVESTED - TEXSTAR	335,167.06	69.56	.00	335,236.62

ACCOUNT NAME	BEGINNING CASH BALANCE	CASH RECEIPTS	CASH DISBURSEMENTS	ENDING CASH BALANCE
2020 020 TUBC				
CASH - T.J.P.C.	29,313.32	26,588.34	19,943.84	35,957.82
CASH INVESTED	13,133.58	2.99	.00	13,136.57
CASH INVESTED - LOGIC	.00	.00	.00	.00
CASH INVESTED - TEXSTAR	.00	.00	.00	.00
FUND TOTALS	42,446.90	26,591.33	19,943.84	49,094.39
2020 021 JUVENILE PROB-ISP				
CASH - JUVENILE PROBATION	7,447.83	5.52	.00	7,453.35
INVESTMENTS	5,077.59	1.13	.00	5,078.72
CASH INVESTED - LOGIC	.00	.00	.00	.00
CASH INVESTED - TEXSTAR	.00	.00	.00	.00
FUND TOTALS	12,525.42	6.65	.00	12,532.07
2020 012 JUVENILE PROBATION				
CASH - JUV. PROB. DIV	16,853.86	12.50	.00	16,866.36
INVESTMENTS	.00	.00	.00	.00
FUND TOTALS	16,853.86	12.50	.00	16,866.36
2020 023 JUVENILE PROB. IV-E				
CASH - IV-E	100.70	.07	.00	100.77
CASH INVESTED	.00	.00	.00	.00
CASH INVESTED - LOGIC	.00	.00	.00	.00
CASH INVESTED - TEXSTAR	.00	.00	.00	.00
FUND TOTALS	100.70	.07	.00	100.77
2020 024 JUVENILE DELINQUENCY PREVENTN				
CASH - JUVENILE DELINQUENCY PR	1,925.72	1.42	.00	1,927.14
INVESTMENTS	.00	.00	.00	.00
CASH INVESTED - LOGIC	.00	.00	.00	.00
CASH INVESTED - TEXSTAR	.00	.00	.00	.00
FUND TOTALS	1,925.72	1.42	.00	1,927.14
2020 028 ADULT PROBATION				
CASH ON HAND	18,060.73	26,965.40	33,537.36	11,488.77
CASH INVESTED	75.00	.00	.00	75.00
CASH INVESTED - TEXPOOL	253,651.40	57.85	.00	253,709.25
CASH INVESTED - LOGIC	158,611.41	109.32	.00	158,720.73
CASH INVESTED - TEXSTAR	228,914.07	47.50	.00	228,961.57
FUND TOTALS	659,312.61	27,180.07	33,537.36	652,955.32
2020 029 COMMUNITY CORRECTIONS				
CASH - COMMUNITY CORRECTI	10,984.45	.00	5,184.32	5,800.13
INVESTMENTS	.00	.00	.00	.00
CASH INVESTED - LOGIC	.00	.00	.00	.00
FUND TOTALS	10,984.45	.00	5,184.32	5,800.13
2020 031 CONTRACT ELECTIONS				
CASH - CONTRACT ELECTIONS	10,134.67	7.51	.00	10,142.18
CASH INVESTED - TEXPOOL	.00	.00	.00	.00
CASH INVESTED - LOGIC	.00	.00	.00	.00
FUND TOTALS	10,134.67	7.51	.00	10,142.18
2020 032 DISTRICT CLERK PRESERVATION				
CASH - DISTRICT CLERK PRESVATI	3,790.75	422.41	1,179.99	3,023.17

ACCOUNT NAME	BEGINNING CASH BALANCE	CASH RECEIPTS	CASH DISBURSEMENTS	ENDING CASH BALANCE
INVESTMENTS	5,605.99	1.27	.00	5,607.26
CASH INVESTED - LOGIC	.00	.00	.00	.00
CASH INVESTED - TEXSTAR	.00	.00	.00	.00
FUND TOTALS	9,396.74	413.68	1,179.99	8,630.43

2020 033 COUNTY/DISTRICT TECHNOLOGY FUN	CASH - COUNTY/DISTRICT TECH INVESTMENTS	CASH INVESTED - LOGIC	CASH INVESTED - TEXSTAR	FUND TOTALS
	7,830.62	1,607.85	.00	9,438.47
	81.05	.31	.00	81.36
	340.00	.00	.00	340.00
	817.05	4.38	.00	821.43
	19,423.24	.00	.00	28,707.40
	.00	.00	.00	821.43
	28,707.40	821.43	.00	29,528.83

2020 034 COURT REPORTER	CASH - COURT REPORTER FUND INVESTMENTS	CASH INVESTED - LOGIC	CASH INVESTED - TEXSTAR	FUND TOTALS
	9,284.16	19,423.24	.00	28,707.40
	817.05	4.38	.00	821.43
	340.00	.00	.00	340.00
	817.05	4.38	.00	821.43
	19,423.24	.00	.00	28,707.40
	.00	.00	.00	821.43
	28,707.40	821.43	.00	29,528.83

2020 035 PERMANENT IMPROVEMENT	CASH - PERMANENT IMPROVEMENT	CASH INVESTED - TEXPOOL	CASH INVESTED - LOGIC	CASH INVESTED - TEXSTAR	STONE CASTLE	T-BILL INVESTMENTS	FUND TOTALS
	136,081.74	1,455,747.09	581,303.97	1,470,700.65	.00	.00	3,643,833.45
	7,142.85	331.93	400.69	305.23	.00	.00	8,180.70
	133,831.00	.00	.00	.00	.00	.00	133,831.00
	7,142.85	331.93	400.69	305.23	.00	.00	8,180.70
	1,455,747.09	581,303.97	1,470,700.65	.00	.00	.00	3,518,143.15
	.00	.00	.00	.00	.00	.00	3,518,143.15
	3,643,833.45	8,180.70	133,831.00	8,180.70	.00	.00	3,518,143.15

2020 037 LAW ENFORCEMENT ED	CASH - LAW ENFORCEMENT ED	CASH INVESTED - LOGIC	CASH INVESTED - TEXSTAR	FUND TOTALS
	11,266.08	10,604.12	.00	21,870.20
	8.11	2.41	.00	10.52
	1,520.00	.00	.00	1,520.00
	8.11	2.41	.00	10.52
	10,604.12	.00	.00	21,870.20
	.00	.00	.00	10.52
	21,870.20	10.52	.00	20,360.72

2020 038 J P TECH	CASH - J P TECH FUND INVESTMENTS	CASH INVESTED - LOGIC	CASH INVESTED - TEXSTAR	FUND TOTALS
	25,310.51	27,852.64	.00	53,163.15
	245.66	6.37	.00	252.03
	3,473.91	.00	.00	3,473.91
	245.66	6.37	.00	252.03
	27,852.64	.00	.00	53,163.15
	.00	.00	.00	252.03
	53,163.15	252.03	.00	49,941.27

2020 040 LAW LIBRARY	CASH - LAW LIBRARY	CASH INVESTED - LOGIC	CASH INVESTED - TEXSTAR	FUND TOTALS
	30,508.29	116,954.41	26,374.84	173,837.54
	1,557.87	18.15	.00	1,602.71
	483.00	.00	.00	483.00
	1,557.87	18.15	.00	1,602.71
	116,954.41	26,374.84	.00	173,837.54
	.00	.00	.00	483.00
	173,837.54	1,602.71	.00	174,957.25

2020 041 CC LIBRARY FUND	CASH - COOKE COUNTY LIBRA	CASH INVESTED - LOGIC	CASH INVESTED - TEXSTAR	T-BILL INVESTMENTS	FUND TOTALS
	16,257.20	28,639.69	31,470.78	.00	76,367.67
	536.26	6.49	6.55	.00	549.30
	535.22	.00	.00	.00	535.22
	536.26	6.49	6.55	.00	549.30
	28,639.69	31,470.78	.00	.00	76,367.67
	.00	.00	.00	.00	549.30
	76,367.67	549.30	.00	.00	76,381.75

2020 042 CC HISTORICAL COMM.	CASH - COOKE CO. H HISTORIC
	3,575.12
	2.65
	.00
	3,575.12

ACCOUNT NAME	BEGINNING CASH BALANCE	CASH RECEIPTS	CASH DISBURSEMENTS	ENDING CASH BALANCE
2020 043 JP COURTHOUSE SECURITY	13,007.88	64.95	.00	13,072.83
CASH INVESTED	5,323.47	1.20	.00	5,324.67
CASH INVESTED - LOGIC	.00	.00	.00	.00
CASH INVESTED - TEXSTAR	10,557.44	2.22	.00	10,559.66
FUND TOTALS	28,888.79	68.37	.00	28,957.16
2020 044 COURTHOUSE SECURITY	29,294.74	1,545.60	4,162.38	26,677.96
CASH INVESTED	102,980.43	23.46	.00	103,003.89
CASH INVESTED - LOGIC	52,930.69	36.46	.00	52,967.14
CASH INVESTED - TEXSTAR	83,200.47	17.29	.00	83,217.76
FUND TOTALS	268,406.33	1,622.80	4,162.38	265,866.75
2020 045 FLOOD DAMAGE	.00	.00	.00	.00
CASH INVESTED - FLOOD DAMAGE	.00	.00	.00	.00
CASH INVESTED - TEXPOOL	.00	.00	.00	.00
CASH INVESTED - LOGIC	.00	.00	.00	.00
FUND TOTALS	.00	.00	.00	.00
2020 046 CHAPTER 19	523.60	388.08	343.73	479.25
CASH - CHAPTER 19	.00	.00	.00	.00
INVESTMENTS	523.60	388.08	343.73	479.25
FUND TOTALS	523.60	388.08	343.73	479.25
2020 047 CC RECORDS MANAGEMENT	7,333.52	9.71	.00	7,343.23
CASH - CC RECORDS MANAGEMENT	5,000.00	.00	.00	5,000.00
INVESTMENTS - TEXPOOL	2,333.52	9.71	.00	2,343.23
FUND TOTALS	7,333.52	9.71	.00	7,343.23
2020 048 COUNTY RECORDS MANAGEMENT	6,399.39	883.91	4,109.59	3,173.71
CASH - RECORDS MANAGEMENT	3,801.17	3.38	.00	3,804.55
CASH INVESTED - TEXPOOL	5,731.80	38.41	.00	5,770.21
CASH INVESTED - LOGIC	16,569.93	3.46	.00	16,573.39
CASH INVESTED - TEXSTAR	98,502.29	929.16	4,109.59	95,321.86
FUND TOTALS	124,405.21	1,054.41	4,109.59	121,349.03
2020 049 CC RECORDS PRESERVATION	2,148.77	10,198.55	.00	8,049.78
CASH - RECORDS PRESERVATION	906.43	.11	400.00	506.54
CASH INVESTED - TEXPOOL	.00	.00	.00	.00
CASH INVESTED - LOGIC	768.30	.12	200.00	568.42
CASH INVESTED - TEXSTAR	474.04	10,198.78	600.00	9,124.74
FUND TOTALS	2,148.77	10,199.00	600.00	8,049.78
2020 050 DIST CLERK RECORDS MANAGEMENT	17,844.61	319.93	4,305.98	13,858.56
CASH - D C RECORDS MANAGEMENT	15,912.85	3.62	.00	15,916.47
CASH INVESTED	.00	.00	.00	.00
CASH INVESTED - LOGIC	.00	.00	.00	.00
CASH INVESTED - TEXSTAR	33,757.46	323.55	4,305.98	29,775.03
FUND TOTALS	49,512.92	346.17	4,305.98	45,553.11
2020 051 DISTRICT CLERK ARCHIVE	20,558.50	290.32	.00	20,848.82
DISTRICT CLERK ARCHIVE	4,242.94	1.00	.00	4,243.94
INVESTMENTS	.00	.00	.00	.00
CASH INVESTED - LOGIC	.00	.00	.00	.00

ACCOUNT NAME	BEGINNING CASH BALANCE	CASH RECEIPTS	CASH DISBURSEMENTS	ENDING CASH BALANCE
2020 052 COUNTY CLERK ARCHIVE FEE				
CASH - RECORDS ARCHIVE INVESTMENTS	31,580.51	9,095.25	.00	40,675.76
CASH INVESTED - LOGIC	57,742.08	13.14	.00	57,755.22
CASH INVESTED - TEXSTAR	26,374.84	18.15	.00	26,392.99
FUND TOTALS	41,693.14	8.67	.00	41,701.81
	157,390.57	9,135.21	.00	166,525.78
2020 053 CA CHECK COLLECTING				
CASH - CHECK COLLECTING & CASH INVESTED	1,094.68	150.00	106.55-	1,138.13
CASH INVESTED - LOGIC	1,208.88	.31	.00	1,209.19
CASH INVESTED - TEXSTAR	.00	.00	.00	.00
FUND TOTALS	2,303.56	150.31	106.55-	2,347.32
2020 054 DA CHECK COLLECTING				
CASH - DA CHECK COLLECTING	150.34	.00	.00	150.34
CASH INVESTED	.00	.00	.00	.00
FUND TOTALS	150.34	.00	.00	150.34
2020 055 CO ATTY FORFEITURE				
FUND TOTALS	.00	.00	.00	.00
2020 056 DISTRICT ATTY FORFEITURE				
CASH - D.A. FORFEITURE FU	6,659.55	12,174.90	2,127.52-	16,706.93
CASH INVESTED - TEXPOOL	31,866.70	5.92	10,000.00-	21,872.62
CASH INVESTED - LOGIC	26,374.84	18.15	.00	26,392.99
CASH INVESTED - TEXSTAR	26,212.75	5.46	.00	26,218.21
FUND TOTALS	91,113.84	12,204.43	12,127.52-	91,190.75
2020 057 D A SEIZURE FUND				
CASH - SEIZURE-LAW INVESTMENTS	124,561.11	7,102.70	9,803.20-	121,860.61
FUND TOTALS	124,561.11	7,102.70	9,803.20-	121,860.61
2020 058 SHERIFF FORFEITURE				
CASH - SHERIFF FORFEITURE INVESTMENTS	11,584.95	950.52	643.99-	11,891.48
CASH INVESTED - LOGIC	100,558.03	22.96	.00	100,580.99
CASH INVESTED - TEXSTAR	26,374.84	18.15	.00	26,392.99
FUND TOTALS	101,881.99	21.15	.00	101,903.14
	240,399.81	1,012.78	643.99-	240,768.60
2020 059 JAIL COMMISSARY				
CASH - JAIL COMMISSARY	25,967.61	2,469.44	388.51-	28,048.54
CASH INVESTED - TEXPOOL	82,659.07	18.81	.00	82,677.88
CASH INVESTED - LOGIC	.00	.00	.00	.00
CASH INVESTED - TEXSTAR	51,217.27	10.64	.00	51,227.91
FUND TOTALS	159,843.95	2,498.89	388.51-	161,954.33
2020 061 2004 GO REFUNDING DEBT SERVICE				
CASH - 2004 GO REFUNDING D/S	164,009.10	8,985.83	.00	172,994.93
CASH INVESTED - TEXPOOL	55,711.54	12.73	.00	55,724.27
CASH INVESTED - LOGIC	259,507.09	178.89	.00	259,685.98
CASH INVESTED - TEXSTAR	47,024.11	9.77	.00	47,033.88
T-BILL INVESTMENTS	.00	.00	.00	.00

ACCOUNT NAME	BEGINNING CASH BALANCE	CASH RECEIPTS	CASH DISBURSEMENTS	ENDING CASH BALANCE
2020 088 STATE FEES				
CASH - STATE FEES	9,982.43	28,084.95	47.16-	38,020.22
CASH INVESTED	9,139.30	2.10	.00	9,141.40
CASH INVESTED - LOGIC	.00	.00	.00	.00
CASH INVESTED - TEXSTAR	5,905.28	1.20	.00	5,906.48
FUND TOTALS	25,027.01	28,088.25	47.16-	53,068.10
2020 090 OFFICER'S TRUST				
CASH-OFFICERS TRUST	.00	.00	.00	.00
CASH INVESTED	.00	.00	.00	.00
CASH INVESTED - LOGIC	.00	.00	.00	.00
FUND TOTALS	.00	.00	.00	.00
2020 091 LIBRARY TRUST - LIDDELL				
CASH-LIBRARY TRUST/LIDDELL	914.81	.61	123.06-	792.36
CD INVESTMENT	15,000.00	.00	.00	15,000.00
FUND TOTALS	15,914.81	.61	123.06-	15,792.36
2020 092 LIBRARY TRUST - ROSENSTEIN				
CASH-LIBRARY TRUST/ROSENSTEIN	141.12	.10	.00	141.22
CD INVESTMENT	19,000.00	.00	.00	19,000.00
FUND TOTALS	19,141.12	.10	.00	19,141.22
2020 098 PAYROLL CLEARING				
CASH - PAYROLL CLEARING	.00	1,105,318.43	472,300.43-	633,018.00
INVESTMENTS	.00	.00	.00	.00
FUND TOTALS	.00	1,105,318.43	472,300.43-	633,018.00
2020 100 CHILD ABUSE PREVENTION FUND				
CASH-CHILD ABUSE PREVENTION	463.66	3.36	.00	467.02
CASH INVESTED	.00	.00	.00	.00
FUND TOTALS	463.66	3.36	.00	467.02
2020 101 PRETRIAL DIVERSION				
CASH-PRETRIAL DIVERSION	13,720.03	180.00	180.00-	13,720.03
CASH INVESTED	.00	.00	.00	.00
CASH INVESTED - LOGIC	.00	.00	.00	.00
FUND TOTALS	13,720.03	180.00	180.00-	13,720.03
2020 102 HOTEL OCCUPANCY TAX FUND				
CASH - HOTEL OCCUPANCY TAX	54,300.44	5,068.80	.00	59,369.24
CASH INVESTED - TEXPOOL	189,137.56	43.13	.00	189,180.69
CASH INVESTED - LOGIC	.00	.00	.00	.00
CASH INVESTED - TEXSTAR	123,533.32	25.61	.00	123,558.93
FUND TOTALS	366,971.32	5,137.54	.00	372,108.86
GRAND TOTALS	39,131,926.61	3,961,256.04	3,262,109.61-	39,831,073.04