



MONTHLY REPORT

JANUARY 2020


PATTY BRENNAN

COOKE COUNTY TREASURER


FINANCIAL REPORTS

JANUARY 2020


In accordance with Local Government Code 114.026, this affidavit states the current cash and reports in the custody of the county treasurer as of this date of January 31, 2020.




Jason Brinkley,
Cooke County Judge




Pam Harrison,
Cooke County Clerk




Gary Hollowell,
Commissioner Pct. #1



Jason Snuggs,
Commissioner Pct. #2



John Klement,
Commission Pct. #3



Leon Klement,
Commissioner Pct. #4

FILED FOR RECORD

20 FEB 24 PM 3: 35

PAM HARRISON
COUNTY CLERK, COOKE CO. TX

BY PA DEPUTY

AFFIDAVIT

STATE OF TEXAS

COUNTY OF COOKE


The members of the Commissioners' Court of Cooke County, Texas, state as follows:

The requirement of Subsection (C) of the Texas Local Government Code, §114.026 have been met for the term of January 2020. The amount of cash and other assets in the custody of the County Treasurer at the time of examination are:

Cash (includes on hand, money market accounts, and short term investments) \$ 39,902,044.95

Other Assets (long term investments) \$ 0.00.

Sworn to and subscribed this 24 day of February, 2020.




Jason Brinkley, Cooke County Judge




Gary Hollowell, Commissioner, Pct 1



Jason Snuggs, Commissioner, Pct 2



John Klement, Commissioner, Pct 3



Leon Klement, Commissioner, Pct 4

ATTEST:



Pam Harrison, County Clerk

FILED FOR RECORD

20 FEB 24 PM 3: 35

PAM HARRISON
COUNTY CLERK, COOKE CO. TX

BY PH DEPUTY

PRIOR MONTH ENDING BANK STATEMENT BALANCE \$6,617,250.94 237
 CLEARED DEPOSITS \$7,304,606.70 7
 CLEARED ADDITIONS \$110,193.12 7
 CLEARED CHECKS \$2,617,238.56- 395
 CLEARED DEDUCTIONS \$5,280,459.02- 6

CURRENT MONTH ENDING BANK STATEMENT BALANCE \$6,194,353.18
 CURRENT MONTH ENDING BANK STATEMENT BALANCE \$6,194,353.18
 OUTSTANDING DEPOSITS \$.00
 OUTSTANDING ADDITIONS \$.00
 OUTSTANDING CHECKS \$503,396.04- 688
 OUTSTANDING DEDUCTIONS \$.00

RECONCILED BOOK BALANCE \$5,690,957.14
 ENDING STATEMENT DATE 01/31/2020 CLERK: PB

C.D. INVESTMENTS

LANDMARK BANK

JANUARY 2020

<u>C.D.#</u>	<u>PURCHASE DATE</u>	<u>AMOUNT</u>	<u>MAT. DATE</u>
GEN/4170808341	May 26, 2019	500,000.00	May 26, 2020
GEN/4170808333	May 26, 2019	500,000.00	May 26, 2020
Library Liddell 7830	Jan 17, 2019	7,500.00	Jan 17, 2021
Library Liddell 7822	Jan 17, 2019	7,500.00	Jan 17, 2021
Library Rosenstein 5099	Sept 12, 2017	11,000.00	Dec 12, 2020
Library Rosenstein 5198	Dec 16, 2017	8,000.00	Mar 16, 2021

INT. EARNED MONTHLY:

2-Gen CD's @ 2.34%
2-Liddell CD's @ 1.90%
2-Rosenstein CD's @ 1.05%

Interest is deposited into the Treasurer's Fund. The 2 Gen CDs' interest is deposited monthly, and the 4 Library's CDs' interest is deposited quarterly.

PROSPERITY BANK

GEN/14401708	Sept 17, 2019	250,000.00	Sept 17, 2021
--------------	---------------	------------	---------------

INT. EARNED MONTHLY:

Gen CD @ 1.85%

Interest accrues monthly and is deposited monthly with depository bank into the Treasurer's Fund.

C.D. INVESTMENTS

THE FIRST STATE BANK

JANUARY 2020

<u>C.D.#</u>	<u>PURCHASE DATE</u>	<u>AMOUNT</u>	<u>MAT. DATE</u>
GEN/71445	Sept 17, 2019	250,000.00	Dec 17, 2020

INT. EARNED MONTHLY:

Gen CD @ 1.50%

Interest accrues monthly and is deposited monthly with depository bank into the Treasurer's Fund.

MUENSTER STATE BANK

GEN/2254	Sept 17, 2017	250,000.00	Sept 17, 2021
----------	---------------	------------	---------------

INT. EARNED MONTHLY:

Gen CD @ 1.35%

Interest accrues monthly and is deposited monthly with depository bank into the Treasurer's Fund.

INVESTMENTS-TEXPOOL
PATTY BRENNAN, COOKE COUNTY TREASURER
JANUARY 2020

ACCT NAME	BALANCE FORWARD	DEPOSITS	WITH-DRAWALS	CURRENT INTEREST	ENDING BALANCE
GENERAL	\$ 5,572,639.39	\$ 1,500,000.00	\$ -	\$ 8,974.52	\$ 7,081,613.91
R & B -1	\$ 547,950.84	\$ 100,000.00	\$ -	\$ 867.55	\$ 648,818.39
R & B -2	\$ 128,903.56	\$ 185,000.00	\$ -	\$ 330.23	\$ 314,233.79
R & B -3	\$ 249,175.29	\$ 195,000.00	\$ -	\$ 496.31	\$ 444,671.60
R & B -4	\$ 443,258.08	\$ 150,000.00	\$ -	\$ 743.30	\$ 594,001.38
FM & L	\$ 333,414.39	\$ 42,500.00	\$ -	\$ 465.65	\$ 376,380.04
STATE FUNDS	\$ 59,019.51	\$ -	\$ 40,000.00	\$ 72.89	\$ 19,092.40
TJPC	\$ 13,083.23	\$ -	\$ -	\$ 17.71	\$ 13,100.94
DIST CLK PRESERVATION	\$ 10,565.70	\$ -	\$ -	\$ 14.33	\$ 10,580.03
COUNTY/DIST TECH	\$ 1,601.66	\$ -	\$ -	\$ 2.17	\$ 1,603.83
ADULT PROB	\$ 252,679.05	\$ -	\$ -	\$ 341.72	\$ 253,020.77
JUV-ISP	\$ 5,058.18	\$ -	\$ -	\$ 6.82	\$ 5,065.00
COURT REP	\$ 19,348.81	\$ -	\$ -	\$ 26.16	\$ 19,374.97
PERM IMP	\$ 1,325,265.20	\$ 100,000.00	\$ -	\$ 1,872.93	\$ 1,427,138.13
LAW ENFORCEMENT ED	\$ 10,563.48	\$ -	\$ -	\$ 14.33	\$ 10,577.81
JP-CH SECURITY	\$ 5,303.15	\$ -	\$ -	\$ 7.13	\$ 5,310.28
DIST CLK RECORDS MGMT	\$ 15,851.91	\$ -	\$ -	\$ 21.41	\$ 15,873.32
DIST CLK ARCHIVE	\$ 4,226.85	\$ -	\$ -	\$ 5.68	\$ 4,232.53
COUNTY ATTY CHECK COLLECT	\$ 2,699.19	\$ -	\$ -	\$ 3.72	\$ 2,702.91
LAW LIBRARY	\$ 116,506.14	\$ -	\$ -	\$ 157.56	\$ 116,663.70
JP TECH	\$ 17,755.96	\$ 10,000.00	\$ -	\$ 27.46	\$ 27,783.42
C H SECURITY	\$ 102,585.73	\$ -	\$ -	\$ 138.73	\$ 102,724.46
REC MGMT	\$ 19,725.64	\$ -	\$ -	\$ 26.66	\$ 19,752.30
REC PRESV	\$ 902.99	\$ -	\$ -	\$ 1.24	\$ 904.23
LIBRARY	\$ 28,529.93	\$ -	\$ -	\$ 38.61	\$ 28,568.54
ARCHIVE	\$ 57,520.84	\$ -	\$ -	\$ 77.75	\$ 57,598.59
DIST ATTY FORFEITURE	\$ 31,744.51	\$ -	\$ -	\$ 42.94	\$ 31,787.45
SHERIFF FORFEITURE	\$ 95,163.82	\$ 10,000.00	\$ -	\$ 132.14	\$ 105,295.96
JAIL COMMISSARY	\$ 82,342.17	\$ -	\$ -	\$ 111.39	\$ 82,453.56
2004 GO-REFUNDING	\$ 244,946.97	\$ 145,000.00	\$ -	\$ 445.76	\$ 390,392.73
HOTEL/MOTEL TAX	\$ 168,432.74	\$ 20,000.00	\$ -	\$ 234.68	\$ 188,667.42
TOTAL: TREAS FUND	\$ 9,966,764.91	\$ 2,457,500.00	\$ 40,000.00	\$ 15,719.48	\$ 12,399,984.39

YEAR - TO - DATE INTEREST	BAL FORWARD:	CURRENT INT.:	BALANCE:
	\$ 43,139.97	\$ 15,719.48	\$ 58,859.45

AVG. YEILD FOR JAN 2020 1.59% MKT VALUE/ SHARI \$ 1.00

INVESTMENTS-TEX STAR
PATTY BRENNAN, COOKE COUNTY TREASURER
JANUARY 2019

ACCT NAME	BALANCE FORWARD	DEPOSITS	WITH-DRAWALS	CURRENT INTEREST	ENDING BALANCE
GENERAL	\$ 5,554,852.99	\$ 1,500,000.00	\$ -	\$ 8,721.06	\$ 7,063,574.05
R & B -1	\$ 327,370.04	\$ 300,000.00	\$ -	\$ 622.47	\$ 627,992.51
R & B -2	\$ 128,491.81	\$ 185,000.00	\$ -	\$ 321.44	\$ 313,813.25
R & B -3	\$ 229,805.29	\$ 195,000.00	\$ -	\$ 458.29	\$ 425,263.58
R & B -4	\$ 418,333.45	\$ 175,000.00	\$ -	\$ 699.91	\$ 594,033.36
FM & L	\$ 341,275.73	\$ 42,500.00	\$ -	\$ 464.09	\$ 384,239.82
ADULT PROBATION	\$ 228,060.34	\$ -	\$ -	\$ 300.50	\$ 228,360.84
PERM IMP	\$ 1,315,354.02	\$ 100,000.00	\$ -	\$ 1,811.69	\$ 1,417,165.71
CC LIBRARY	\$ 31,353.43	\$ -	\$ -	\$ 41.30	\$ 31,394.73
JP- CH SECURITY	\$ 10,518.09	\$ -	\$ -	\$ 13.88	\$ 10,531.97
COURTHOUSE SECURITY	\$ 82,890.21	\$ -	\$ -	\$ 109.19	\$ 82,999.40
RECORDS MANAGEMENT	\$ 16,508.13	\$ -	\$ -	\$ 21.76	\$ 16,529.89
RECORDS PRESERVATION	\$ 765.50	\$ -	\$ -	\$ 0.97	\$ 766.47
ARCHIVE FEES	\$ 41,537.65	\$ -	\$ -	\$ 54.73	\$ 41,592.38
2012 GO REFUNDING	\$ 201,378.73	\$ 145,000.00	\$ -	\$ 377.07	\$ 346,755.80
STATE FEES	\$ 60,795.10	\$ -	\$ 45,000.00	\$ 72.44	\$ 15,867.54
DIST ATTY FORFEITURE	\$ 26,114.93	\$ -	\$ -	\$ 34.42	\$ 26,149.35
SHERIFF FORFEITURE	\$ 91,511.77	\$ 10,000.00	\$ -	\$ 123.97	\$ 101,635.74
JAIL COMMISSARY	\$ 41,036.02	\$ 10,000.00	\$ -	\$ 57.47	\$ 51,093.49
HOTEL/MOTEL TAX	\$ 103,092.18	\$ 20,000.00	\$ -	\$ 142.61	\$ 123,234.79
TOTAL: TREAS FUND	\$ 9,251,045.41	\$ 2,682,500.00	\$ 45,000.00	\$ 14,449.26	\$ 11,902,994.67

YEAR - TO - DATE INTEREST	BAL FORWARD	CURRENT INT.	BALANCE
	\$ 39,734.88	\$ 14,449.26	\$ 54,184.14

AVG. YEILD FOR JAN 2020 1.55% MKT VALUE / SHARE \$ 1.00

INVESTMENTS-LOGIC
PATTY BRENNAN, COOKE COUNTY TREASURER
JANUARY 2020

ACCT NAME	BALANCE FORWARD	DEPOSITS	WITH- DRAWALS	CURRENT INTEREST	ENDING BALANCE
GENERAL	\$ 3,253,634.40	\$ -	\$ -	\$ 4,967.65	\$ 3,258,602.05
R & B -1	\$ 393,654.00	\$ -	\$ -	\$ 601.03	\$ 394,255.03
R & B -2	\$ 136,747.22	\$ -	\$ -	\$ 208.77	\$ 136,955.99
R & B -3	\$ 264,644.96	\$ -	\$ -	\$ 404.06	\$ 265,049.02
R & B -4	\$ 390,717.72	\$ -	\$ -	\$ 596.56	\$ 391,314.28
FM & L	\$ 105,333.22	\$ -	\$ -	\$ 160.80	\$ 105,494.02
ADULT PROBATION	\$ 157,819.92	\$ -	\$ -	\$ 240.98	\$ 158,060.90
PERM IMP	\$ 508,523.59	\$ -	\$ -	\$ 776.44	\$ 509,300.03
LAW LIBRARY	\$ 26,243.24	\$ -	\$ -	\$ 40.06	\$ 26,283.30
COURTHOUSE SECURITY	\$ 52,666.58	\$ -	\$ -	\$ 80.42	\$ 52,747.00
RECORDS MANAGEMENT	\$ 55,453.69	\$ -	\$ -	\$ 84.66	\$ 55,538.35
ARCHIVE FEES	\$ 26,243.24	\$ -	\$ -	\$ 40.06	\$ 26,283.30
DIST ATTY FORFEITURE	\$ 26,243.24	\$ -	\$ -	\$ 40.06	\$ 26,283.30
SHERIFF FOREITURE	\$ 26,243.24	\$ -	\$ -	\$ 40.06	\$ 26,283.30
2012 GO REFUNDING	\$ 183,341.07	\$ -	\$ -	\$ 279.93	\$ 183,621.00
TOTAL: TREAS FUND	\$ 5,607,509.33	\$ -	\$ -	\$ 8,561.54	\$ 5,616,070.87

YEAR - TO - DATE INTEREST	BAL FORWARD	CURRENT INT.	BALANCE
	\$ 27,258.45	\$ 8,561.54	\$ 35,819.99

AVG. YEILD FOR JAN 2020 1.80% MKT VALU/SHARE \$ 1.00

Cooke County

Attn: Patty Brennan
 101 S. Dixon Street
 Gainesville, TX 76240

Depositor Statement

January 1, 2020 - January 31, 2020

Account #: 104791304900

Account at-a-Glance

Beginning Balance	2,011,069.00
+ Net Deposits	-11,069.00
+ Net Accrued Interest ²	2,502.79
Ending Balance	2,002,502.79
Days In Period ⁴	31
Average Daily Balance ⁵	2,004,641.84
Net APY This Period ⁸	1.48%
Net APR This Period ⁶	1.4700%
Available Balance ⁷	2,000,000.00

Depositor Information

Website: www.ficaaccount.com

Support Center: (866) 343-5516

Account Transactions

Description	Date	Amount(USD\$)
Withdrawal	2020-01-14	-11,069.00

Insured Depository Detail

Depository Bank	FDIC Cert#	Balance(USD\$)
Admirals Bank	27015	144.61
Allegiance Bank Texas	58629	6,846.22
Alva State Bank & Trust Company	9465	15.50
American Pride Bank	58584	41.79
Ameris Bank	20504	64,051.34
Anstaff Bank	3869	324.59
BCBank Inc.	20215	117.70
Banc of California, National Association	35498	45,068.11
BancCentral National Association	4033	26.72
Bank Michigan	1008	758.05
Bank of Ann Arbor	34120	23.86
Bank of Brookhaven	35439	48.09
Bank of China - New York Branch	33653	14,337.44
Bank of England	13303	4,179.04
Bank of Lindsay	19087	26.40
Bank of New England	24540	19,291.99
Bank of Southern California National Associat	57044	11.55
Bank of the Ozarks	110	55,445.28
Bank3	15205	734.14

Depositor Statement

January 1, 2020 - January 31, 2020

Account #: 104791304900

Cooke County

Attn: Patty Brennan
101 S. Dixon Street
Gainesville, TX 76240

Depository Bank	FDIC Cert#	Balance(USD\$)
BankUnited National Association	58979	13,539.48
Bankwell Bank	57368	594.42
Bar Harbor Bank & Trust	11971	3,531.63
Berkshire Bank	23621	12.28
Blue Ridge Bank, National Association	35274	744.35
Boff Federal Bank	35546	8,520.66
Brunswick State Bank	13692	563.06
C US Bank	18443	10,256.89
CFBank	28263	415.83
Camden National Bank	4255	47.58
Campbell County Bank Inc.	16161	35.41
Capital Bank National Association	35278	5,849.12
Capital One National Association	4297	16,775.46
Cathay Bank	18503	1,728.37
Cedar Rapids State Bank	18820	34.97
CedarStone Bank	57684	194.92
Cendera Bank National Association	3098	1,325.47
Centennial Bank	11241	7,279.50
Central Bank	1756	19.05
Centric Bank	7461	44.55
Chesapeake Bank	6862	12.87
CiVista Bank	12982	11,893.97
Cincinnati Federal Savings and Loan Associati	28346	10.01
Citibank N.A.	7213	12,101.09
Citizens Bank	14851	44.95
Citizens Bank National Association	12309	426.77
Citizens State Bank of Waverly	9337	10.42
Citizens Trust Bank	8033	13.90
CommerceWest Bank	57176	496.55
Commercial Bank of Nelson	12246	83.63
Community Bank of the Bay	34210	261.93
ConnectOne Bank	57919	4,216.36
Cooperative Bank of Cape Cod	26517	13.96
Cornerstone Bank	5635	33.39
Cornerstone Bank	90282	50.10
Cornerstone Community Bank	58411	55.16
Covenant Bank	58502	126.04
Crown Bank	35480	10.14
Customers Bank	34444	291.64
Dedham Institution for Savings	23620	25.72
Diamond Bank	1527	80.62
Dime Bank	9888	72.18
East West Bank	31628	12,080.18
Equity Bank	25858	2,067.40
Exchange Bank	1435	436.56
Exchange Bank and Trust Company	13366	765.90
Farmers & Merchants Savings Bank	10492	66.00
Farmers Trust and Savings Bank	12858	498.53
Farmers and Merchants State Bank	501	137.08

Depositor Statement

January 1, 2020 - January 31, 2020

Account #: 104791304900

Cooke County

Attn: Patty Brennan
101 S. Dixon Street
Gainesville, TX 76240

Depository Bank	FDIC Cert#	Balance(USD\$)
Farmers and Merchants State Bank of	1599	405.94
Federal Savings Bank	35518	47.53
Fidelity Bank	30895	161.51
Fifth Third Bank	6672	106.68
Financial Federal Bank	31840	2,263.50
First Bank	58481	51,030.43
First Carolina Bank	35530	4,081.97
First Central Savings Bank	34969	11,816.73
First Community Bank of Bedford County	27211	49.44
First Community Bank of Western Kentucky	14735	173.44
First County Bank	18204	193.26
First Federal Community Bank National Associa	29787	35.10
First Financial Bank	28905	233.73
First Midwest Bank of Dexter	19001	425.21
First N.A.	4256	274.40
First National Bank of Centralia	4636	19.54
First National Bank of Long Island	7072	559.38
First National Bank of Mifflintown	7613	257.14
First National Bank of Ottawa	3719	94.53
First National Bank of Pennsylvania	7888	8,066.28
First Savings Bank Northwest	29058	2,386.91
First Sentinel Bank	31928	28.49
First State Bank	13622	2,553.70
First State Bank	11175	10.20
First State Bank	19163	134.68
First State Bank Nebraska	13868	18.39
First State Bank of DeQueen	21805	815.41
Franklin Synergy Bank	58714	19,705.25
GBC International Bank	22366	18,545.84
Garfield County Bank	18164	23.49
Gateway Bank	8730	14.84
Gold Coast Bank	58654	354.05
Golden Pacific Bank National Association	26881	12.39
Gorham Savings Bank	17748	270.24
Great Midwest Bank SSB	29657	229.22
Guardian Bank	57127	10.09
Happy State Bank	10359	27,344.98
Hardin County Bank	20993	52.58
Hardin County Savings Bank	5817	848.68
Hawthorn Bank	10619	208,506.63
Heartland Bank	9443	53.60
Heritage Bank	26372	17.51
Heritage Bank of the Ozarks	57576	22.12
High Plains Bank	418	10.80
Home State Bank	14867	13.39
HomeTrust Bank	27677	34.60
Horizon Bank National Association	4360	472.42
Hyperion Bank	58371	88.40
Independent Bank	3076	9,353.02

Depositor Statement

January 1, 2020 - January 31, 2020

Account #: 104791304900

Cooke County

Attn: Patty Brennan
101 S. Dixon Street
Gainesville, TX 76240

Depository Bank	FDIC Cert#	Balance(USD\$)
Inland Bank and Trust	22444	96.77
International City Bank National Association	25648	309.70
Investar Bank	58316	10,394.43
Ion Bank	18198	46.11
Israel Discount Bank of New York	19977	53,185.32
Kennett National Bank	18879	17.69
Landmark Community Bank	34982	1,886.98
Landmark National Bank	5826	51.60
Lead Bank	8283	121.35
Legacy Bank & Trust Company	22319	21.39
Legends Bank	34936	13.46
Level One Bank	58604	60.55
Lewis & Clark Bank	58428	22,096.94
MainStreet Bank	57742	55,105.76
Manufacturers Bank	18618	1,161.56
McClave State Bank	11261	282.19
Meramec Valley Bank	19200	85.05
Merchants & Planters Bank	16464	733.48
Merchants Bank of Indiana	8056	100,374.76
Meridian Bank	57777	74,669.50
Metropolitan National Bank	34699	117,343.01
Mid Penn Bank	9889	41.42
MidCoast Community Bank	58498	1,526.50
Mountain Valley Bank	17411	11.00
MutualBank	27744	59.90
New Buffalo Savings Bank A Federal Savings	31257	336.77
NewBank	58203	7,205.71
NexBank SSB	29209	182,707.68
North Side Bank and Trust Company	9457	51.82
Ohio Valley Bank Company	384	573.36
One American Bank	6078	1,440.85
Opportunity Bank of Montana	30182	751.52
OptimumBank	35430	14.90
Pacific Coast Bankers Bank	34252	192.29
Pacific Enterprise Bank	58415	2,364.03
Pacific Mercantile Bank	34940	61.07
Pacific Premier Bank	32172	10.86
Paducah Bank and Trust Company	16664	25.35
Peapack-Gladstone Bank	11035	8,638.67
Piedmont Bank	58374	102.68
Pilot Bank	27045	26.06
Pinnacle Bank	10634	60.17
Pioneer Bank	19540	68.58
Platte Valley Bank	5442	10.32
Preferred Bank	33539	20,042.35
Premier Bank	34384	10,237.86
Prime Alliance Bank	57920	507.08
PrimeSouth Bank	5694	120.68
PrivateBank and Trust Company	33306	194.82

Cooke County

Attn: Patty Brennan
101 S. Dixon Street
Gainesville, TX 76240

Depositor Statement

January 1, 2020 - January 31, 2020

Account #: 104791304900

Depository Bank	FDIC Cert#	Balance(USD\$)
Progress Bank and Trust	58719	30,145.88
PromiseOne Bank	58657	379.51
Providence Bank	1643	11,282.50
Provident Bank	90141	354.75
Reading Co-operative Bank	26620	1,577.92
Redstone Bank	58826	33.75
Reliant Bank	58366	29.70
RiverBend Bank	26708	83.46
Riverwind Bank	15035	161.42
Royal Savings Bank	28068	865.68
Salem Co-operative Bank	27824	16.44
Sandy Spring Bank	4865	18.44
SaviBank	57978	38,159.36
Savoy Bank	58641	1,011.15
Schuyler Savings Bank	30072	10.15
Seaside National Bank & Trust	58328	603.88
Security Bank	5424	40.59
Security Bank	4178	10.37
Security Bank and Trust Company	9172	664.63
Security First Bank	5415	22.28
Signature Bank	57053	13,030.31
Simmons First National Bank	3890	1,992.66
Southside Bank	18297	361.08
St. Henry Bank	9871	573.58
Start Community Bank	58952	10.68
Stockmans Bank	12285	130.99
Sussex Bank	22221	63,302.64
Texas Capital Bank National Association	34383	101.45
Texas Citizens Bank National Association	58319	83.01
Third Coast Bank SSB	58716	38,767.23
TriState Capital Bank	58457	144,509.76
Uinta Bank	1167	607.77
Union Savings and Loan Association	27752	21.82
United Bank	22858	33,223.29
Univest Bank and Trust Co.	7759	89.65
Valley National Bank	9396	182,376.70
Washington Trust Company of Westerly	23623	56,899.96
Webster Five Cents Savings Bank	90297	52.94
Western Alliance Bank	57512	771.49
Woori America Bank	24920	563.00
Aggregate Net Accrued Interest ³		2,502.79

Total 2,002,502.79

Depositor Statement

January 1, 2020 - January 31, 2020

Account #: 104791304900

Cooke County

Attn: Patty Brennan
101 S. Dixon Street
Gainesville, TX 76240

Disclosure Information

1 The Federally Insured Cash Account ("FICA®") is not a member of the Federal Deposit Insurance Corporation ("FDIC"), but the banks in which the money is deposited are FDIC members. The FDIC is an independent agency of the U.S. government that protects the funds depositors place in FDIC insured institutions. FDIC deposit insurance is backed by the full faith and credit of the U.S. government.

2 Net Accrued Interest is the estimated amount of the accrued interest earned for the current month less any FICA Fee with respect to such interest. Net Accrued Interest cannot be withdrawn from the account until it is credited to the account. There is no guarantee that the account holder will receive the full amount as stated. Refer to the U.S. Bank Custodial Statement, provided via fcaaccount.com, for further details regarding interest earned and fees charged. Net Accrued Interest is for informational purposes only.

3 Aggregate Net Accrued Interest is the sum of the current month's Net Accrued Interest and any prior period Net Accrued Interest not yet paid.

4 Days In Period ("DIP") is the number of days in the period beginning on, and including the later of, the first day of the month or the business day an initial deposit is received by the FICA Custodian if received on or before 3:00PM EST or the business day immediately following if received after 3:00PM EST, and ending on, and including, the last day of the month. DIP does not include any date on which the balance is zero.

5 Average Daily Balance is the sum of the beginning balance plus any deposits less any withdrawals averaged across number of days in DIP.

6 Net APR This Period is the annualized rate that reflects the relationship between the net interest received plus any Net Accrued Interest and the Average Daily balance for the statement period. Current yield may be lower or higher than what is stated.

7 Available Balance reflects the amount that can be withdrawn as of the date of the statement. This balance is the Ending Balance less the Aggregate Net Accrued Interest amount.

8 The APY (annual percentage yield) is based on an APR (annual percentage rate) for the period indicated as reported by StoneCastle. Current yield may be lower or higher than what is stated due to changes in market or business conditions.

*Interest will not accrue for balances of \$1,000.00 or lower.

We encourage you to compare the information provided in our statement with the U.S. Bank custody statement. You may access the U.S. Bank custody statement by calling 1-866-343-5516.

StoneCastle Cash Management, LLC is an SEC Registered Investment Advisor. StoneCastle Cash Management, LLC is an affiliate of StoneCastle Partners, LLC, a leading asset management and financial services company dedicated to investing and serving the community banking sector. Performance data shown represents past performance, and is no guarantee of future results. Rates may change without notice. Please read the Terms and Conditions relating to the FICA® program for more complete information and the governing terms of the account. Review your statement for accuracy. If you have any questions regarding your account, contact a FICA® representative. Registration with the SEC does not imply a particular level of skill or training.



PROSPERITY BANK

EL CAMPO, TX

Pledge Security Listing

January 31, 2020

ID	CUSIP	Description	Safetkeeping Location	Safetkeeping Receipt	Coupon	Maturity Date	Call Date	Moody	S&P	Fitch	ASC 320	Face Amount	Current Par	Current Book Value	Market Value	Gain(Loss)
COOKE COUNTY																
2047	31280MNN1	PHLMC #G12885	PHLB	x	5.00	06/01/2021		AAA	AA+	AAA	HTM	157,950	301.85	301.85	303.31	1.46
2107	31410GSS8	FINMA #889257	FHLB	x	5.00	04/01/2021		AAA	AA+	AAA	HTM	105,405	210.92	210.92	212.32	1.39
3643	3128MMQX4	FHLMC #G18469	FHLB		2.00	06/01/2028		AAA	AA+	AAA	HTM	212,159	77,760.15	77,917.16	77,858.27	(38.89)
Total for COOKE COUNTY												475,513	78,272.93	78,429.93	78,373.90	(56.04)

Although the information in this report has been obtained from sources believed to be reliable, its accuracy cannot be guaranteed.

Landmark Bank, N.A.
 Cooke County
 As of: Friday, January 31, 2020

Detail Section:

<u>Account No.</u>	<u>Balance</u>	<u>Int Rate</u>	<u>Type</u>	<u>Officer</u>
28002408	\$0	0.00%	TDSV	R1B
28002416	\$0	0.00%	TDSV	R1B
28900090	\$246,816	0.00%	CK	R1B
28900287	\$6,194,353	0.70%	CK	R1B
28900325	\$23,000	0.00%	CK	R1B
28900333	\$0	0.00%	CK	R1B
28900341	\$0	0.00%	CK	R1B
28900368	\$62,093	0.70%	CK	R1B
28900376	\$83,924	0.00%	CK	R1B
28900384	\$7,149	0.00%	CK	R1B
28900392	\$439	0.00%	CK	R1B
28900406	\$21,568	0.00%	CK	R1B
28900414	\$773	0.00%	CK	R1B
28900422	\$0	0.00%	CK	R1B
28900449	\$0	0.00%	CK	R1B
28900457	\$0	0.00%	CK	R1B
28900465	\$0	0.00%	CK	R1B
28900481	\$112,398	0.00%	CK	R1B
28900511	\$2,633	0.00%	CK	R1B
28900538	\$122	0.00%	CK	R1B
28901259	\$3,425	0.00%	CK	ELE
28901593	\$17,077	0.00%	CK	JDH
4170003539	\$69,450	0.00%	CK	R1B
4170009684	\$0	0.00%	CK	R1B
4170009700	\$3,756	0.00%	CK	R1B
4170013934	\$0	0.00%	CK	JDH
4170023065	\$0	0.00%	CK	R1B
4170045332	\$18,830	0.00%	CK	T1G
4170049177	\$0	0.00%	CK	T1G
4170056479	\$711,489	0.00%	CK	T1G
4170056487	\$39,000	0.00%	CK	T1G
4170800744	\$0	0.00%	TDSV	JDH
4170800751	\$0	0.00%	TDSV	JDH
4170801528	\$0	0.00%	TDSV	R1B
4170801536	\$0	0.00%	TDSV	R1B
4170802286	\$0	0.00%	TDSV	JDH
4170802294	\$0	0.00%	TDSV	JDH
4170802849	\$0	0.00%	TDSV	JDH

4170802856	\$0	0.00%	TDSV	JDH
4170803896	\$0	0.00%	TDSV	R1B
4170803904	\$0	0.00%	TDSV	R1B
4170804019	\$0	0.00%	TDSV	R1B
4170804142	\$0	0.00%	TDSV	R1B
4170804159	\$0	0.00%	TDSV	R1B
4170804415	\$0	0.00%	TDSV	T1G
4170804423	\$0	0.00%	TDSV	T1G
4170804761	\$0	0.00%	TDSV	T1G
4170804779	\$0	0.00%	TDSV	T1G
4170805073	\$0	0.00%	TDSV	T1G
4170805081	\$0	0.00%	TDSV	T1G
4170805198	\$8,000	1.05%	TDSV	JDH
4170805677	\$0	0.00%	TDSV	T1G
4170805685	\$0	0.00%	TDSV	T1G
4170806451	\$0	0.00%	TDSV	T1G
4170806469	\$0	0.00%	TDSV	T1G
4170806691	\$0	0.00%	TDSV	T1G
4170806709	\$0	0.00%	TDSV	T1G
4170807095	\$0	0.00%	TDSV	T1G
4170807103	\$0	0.00%	TDSV	T1G
4170807822	\$7,500	1.90%	TDSV	T1G
4170807830	\$7,500	1.90%	TDSV	T1G
4170808333	\$500,000	2.34%	TDSV	T1G
4170808341	\$500,000	2.34%	TDSV	T1G

Collateral Section:

<u>Description / LOC No.</u>	<u>Amount</u>	<u>Maturity Date</u>
Securities - Market Value	\$9,160,962	(See add'l report)

Pledge Report Summary:

Total Deposits	\$ 8,641,294
Plus Additional Coverage (per Agreement)	\$ 0
Total Collateral Needed	<u>\$ 8,641,294</u>
Collateral Pledged	\$ 9,160,962
FDIC Insurance	\$ 250,000
Total Collateral Provided	<u>\$ 9,410,962</u>
Total Public Funding Excess / (Needed)	<u>\$ 769,668</u>

PAGE 1 01/31/20 20:55:22
HOLDINGS BAPN032N
CC1 PROD

FEDERAL RESERVE BANK PLEDGEE

DISTRB PT J1
AS OF CLOSE OF BUSINESS 01-31-2020

PLEDGEE: COOKE COUNTY J7BM INSTITUTION ID: #J7BM
100 S. DIXON
RM. 106

GAINESVILLE TX 76240

HOLDER : 081500862 - LANDMARK BANK

RESP FRB:H1

ACCOUNT: J7BM - *COOKE COUNTY

CUSIP #

BVF

PAR

BALANCE

BOOK VALUE

3132DMBC8 FEPC 03.000 CLSD0035 04-01-47

0.9168752300

2,850,000.00 2,613,094.41

3140XSC68 FNMS 03.000 CLFM1892 01-01-47

0.9621977900

6,500,000.00 6,254,285.64

SUBTOTAL:

9,350,000.00 8,867,380.05

GRAND TOTAL:

9,350,000.00 8,867,380.05

Pledge Inventory Report

Landmark Bank
Columbia, MO
FROM 1/1/2020 TO 1/31/2020

Customer ID: 5961
Report Date: 2/1/2020
PAS Rep: Vance Roe
Account Rep: Bob Fitzpatrick/Elmer
Stouf/Frank Crump

Cusip	Description	Maturity/Refunded Dt	Group	Intent	S&P	Market Price Dt	Original Face	Book Value
Ticket	Location Code/Name			Coupon	Moody	Maturity (Yr)	Par	Market Value
3132DMBC8	FHLMC Pool #SD0035	04/01/2047	MB2	AFS		1/31/2020	2,850,000.00	2,681,435.33
1209689	FED - FEDERAL RESERVE BANK			3.00000		27.18	2,613,094.41	2,702,723.55
3140X5C68	FNMA POOL #FM1892	01/01/2047		AFS		1/31/2020	6,500,000.00	6,406,889.07
1214257	FED - FEDERAL RESERVE BANK		MB2	3.00000		26.94	6,254,285.84	6,458,238.02
2	Total Pledged: J7BM - COOKE COUNTY						9,350,000.00	9,088,324.40
							8,867,380.05	9,160,961.57

This report reflects information submitted to us by the customer. It is not intended to be used as the official record of safekeeping location and/or pledged holdings. This information should be provided by the customer's safekeeper.

FUND NAME	CHECKING ACCOUNT	CHECKING AMOUNT	TDOA ACCOUNT	TDOA AMOUNT	FUND TOTAL
2020 001 GENERAL	TREAS FUND	4,184,869.99	TEXPOOL LOGIC TEXSTAR STONE CERT DEPOS	7,081,613.91 3,258,602.05 7,063,574.05 2,002,502.79 1,750,000.00	25,341,162.79
2020 011 ROAD & BRIDGE 1	TREAS FUND	655,070.30	TEXPOOL LOGIC TEXSTAR STONE	648,818.39 394,255.03 627,992.51	2,326,136.23
2020 012 ROAD & BRIDGE 2	TREAS FUND	615,484.68	TEXPOOL LOGIC TEXSTAR	314,233.79 136,955.99 313,813.25	1,380,487.71
2020 013 ROAD & BRIDGE 3	TREAS FUND	627,509.80	TEXPOOL LOGIC TEXSTAR	444,671.60 265,049.02 425,263.58	1,762,494.00
2020 014 ROAD & BRIDGE 4	TREAS FUND	694,284.24	TEXPOOL LOGIC TEXSTAR	594,001.38 391,314.28 594,033.36	2,273,633.26
2020 018 CERTZ TIF	TREAS FUND		TEXPOOL LOGIC		
2020 019 FM & LATERAL	TREAS FUND	108,490.89	TEXPOOL LOGIC TEXSTAR	376,380.04 105,494.02 384,239.82	974,604.77
2020 020 TJPC	TREAS FUND	5,361.24	TEXPOOL LOGIC TEXSTAR	13,100.94	18,462.18
2020 021 JUVENILE PROB-ISP	TREAS FUND	7,421.87	TEXPOOL LOGIC TEXSTAR	5,065.00	12,486.87
2020 022 JUVENILE PROBATION	TREAS FUND	16,286.45	TEXPOOL LOGIC		16,286.45
2020 023 JUVENILE PROB. IV-E	TREAS FUND	100.39	TEXPOOL LOGIC TEXSTAR		100.39
2020 024 JUVENILE DELINQUENCY PREVENTN	TREAS FUND		TEXPOOL LOGIC TEXSTAR		
2020 028 ADULT PROBATION	TREAS FUND	11,691.83	TEXPOOL LOGIC TEXSTAR	253,020.77 158,060.90 228,360.84	651,134.34
2020 029 COMMUNITY CORRECTIONS	TREAS FUND	4,324.78	TEXPOOL LOGIC		4,324.78
2020 031 CONTRACT ELECTIONS	TREAS FUND	8,700.36	TEXPOOL LOGIC		8,700.36

FUND NAME	CHECKING ACCOUNT	CHECKING AMOUNT	TDOA ACCOUNT	TDOA AMOUNT	FUND TOTAL
2020 032 DISTRICT CLERK PRESERVATION	TREAS FUND	1,692.94	TEXPOOL LOGIC	10,580.03	12,272.97
2020 033 COUNTY/DISTRICT TECHNOLOGY	FTREAS FUND	7,295.32	TEXPOOL LOGIC	1,603.83	8,899.15
2020 034 COURT REPORTER	TREAS FUND	14,450.41	TEXPOOL LOGIC	19,374.97	33,825.38
2020 035 PERMANENT IMPROVEMENT	TREAS FUND	231,281.47	TEXPOOL LOGIC	1,427,138.13	3,584,885.34
2020 037 LAW ENFORCEMENT ED	TREAS FUND	4,426.55	TEXPOOL LOGIC	10,577.81	15,004.36
2020 038 JP TECH	TREAS FUND	32,542.24	TEXPOOL LOGIC	27,783.42	60,325.66
2020 040 LAW LIBRARY	TREAS FUND	28,209.49	TEXPOOL LOGIC	116,663.70	171,156.49
2020 041 CC LIBRARY FUND	TREAS FUND	17,480.92	TEXPOOL LOGIC	28,568.54	77,444.19
2020 042 CC HISTORICAL COMM.	TREAS FUND	3,562.68	TEXSTAR	31,394.73	3,562.68
2020 043 JP COURTHOUSE SECURITY	TREAS FUND	10,681.53	TEXPOOL LOGIC	5,310.28	26,523.78
2020 044 COURTHOUSE SECURITY	TREAS FUND	26,304.21	TEXSTAR	10,531.97	264,775.07
2020 045 FLOOD DAMAGE	TREAS FUND		TEXPOOL LOGIC	102,724.46	
2020 046 CHAPTER 19	TREAS FUND	264.94-	TEXSTAR	52,747.00	264.94-
2020 047 CC RECORDS MANAGEMENT	TREAS FUND	2,282.05	TEXSTAR	82,999.40	2,282.05
2020 048 COUNTY RECORDS MANAGEMENT	TREAS FUND	15,486.35	TEXSTAR	16,529.89	107,306.89

FUND NAME	CHECKING ACCOUNT	CHECKING AMOUNT	TDOA ACCOUNT	TDOA AMOUNT	FUND TOTAL
2020 049 CC RECORDS PRESERVATION	TREAS FUND	26,921.77-	TEXPOOL LOGIC	904.23	25,251.07-
2020 050 DIST CLERK RECORDS MANAGEMENT	TREAS FUND	17,786.78	TEXPOOL LOGIC	766.47	33,660.10
2020 051 DISTRICT CLERK ARCHIVE	TREAS FUND	19,778.78	TEXPOOL LOGIC	4,232.53	24,011.31
2020 052 COUNTY CLERK ARCHIVE FEE	TREAS FUND	28,346.91	TEXPOOL LOGIC	57,598.59	153,821.18
2020 053 CA CHECK COLLECTING	TREAS FUND	1,005.37	TEXPOOL LOGIC	41,592.38	3,708.28
2020 054 DA CHECK COLLECTING	TREAS FUND	150.34	TEXSTAR	2,702.91	150.34
2020 055 CO ATTY FORFEITURE	TREAS FUND	7,617.38	TEXPOOL LOGIC	31,787.45	91,837.48
2020 056 DISTRICT ATTY FORFEITURE	TREAS FUND	99,372.26	TEXSTAR	26,283.30	99,372.26
2020 057 D A SEIZURE FUND	TREAS FUND	30,736.50	TEXSTAR	26,149.35	263,951.50
2020 058 SHERIFF FORFEITURE	TREAS FUND	34,093.46	TEXPOOL LOGIC	105,295.96	167,640.51
2020 059 JAIL COMMISSARY	TREAS FUND	294,911.76	TEXSTAR	26,283.30	
2020 061 2004 GO REFUNDING DEBT SERVITREAS	TREAS FUND	17,892.75	TEXSTAR	101,635.74	
2020 088 STATE FEES	TREAS FUND	1,081.11	TEXSTAR	82,453.56	
2020 090 OFFICER'S TRUST	TREAS FUND	472.88	TEXSTAR	51,093.49	
2020 091 LIBRARY TRUST - LIDDELL	TREAS FUND	460.27	TEXSTAR	19,092.40	
2020 092 LIBRARY TRUST - ROSENSTEIN	TREAS FUND		TEXSTAR	15,867.54	
2020 098 PAYROLL CLEARING	TREAS FUND		TEXSTAR	15,000.00	
2020 100 CHILD ABUSE PREVENTION FUND	TREAS FUND		TEXSTAR	19,000.00	

DATE 02/19/2020 TIME 11:13

COMBINED STATEMENT OF CASH POSITION FOR JANUARY

FUND NAME	CHECKING ACCOUNT	CHECKING AMOUNT	TD0A ACCOUNT	TD0A AMOUNT	FUND TOTAL
2020 101 PRETRIAL DIVERSION	TREAS FUND	13,720.03	TEXPOOL LOGIC	188,667.42	13,720.03
2020 102 HOTEL OCCUPANCY TAX FUND	TREAS FUND	60,976.65	TEXSTAR	123,234.79	372,878.86
TOTAL		7,936,509.50		33,705,552.72	41,642,062.22

CHECK ACCOUNT

ACCOUNT BALANCE - TREAS FUND 7,936,509.50

TOTAL 7,936,509.50

TDOA ACCOUNT

ACCOUNT BALANCE - TEXPOOL	12,399,984.39
ACCOUNT BALANCE - LOGIC	5,616,070.87
ACCOUNT BALANCE - TEXSTAR	11,902,994.67
ACCOUNT BALANCE - STONE	2,002,502.79
ACCOUNT BALANCE - CERT DEPOS	1,784,000.00

TOTAL 33,705,552.72

ACCOUNT NAME	BEGINNING CASH BALANCE	CASH RECEIPTS	CASH DISBURSEMENTS	ENDING CASH BALANCE
2020 001 GENERAL	3,236,015.79	4,644,371.71	3,695,517.51	4,184,869.99
CASH - GENERAL FUND	4,802.66	.00	.00	4,802.66
CASH ON HAND	5,572,639.39	1,508,974.52	7,081,613.91	7,081,613.91
CASH INVESTED - TEXPOOL	3,253,634.40	4,967.65	.00	3,258,602.05
CASH INVESTED - LOGIC	5,554,852.99	1,508,721.06	.00	7,063,574.05
CASH INVESTED - TEXSTAR	2,011,069.00	2,502.79	11,069.00	2,002,502.79
CASH INVESTED - STONE CASTLE	.00	.00	.00	.00
T-BILLS - INVESTMENTS	1,750,000.00	.00	.00	1,750,000.00
CASH INVESTMENT-CD	21,383,014.23	7,669,537.73	3,706,586.51	25,345,965.45
FUND TOTALS				

2020 011 ROAD & BRIDGE 1	628,400.88	504,948.97	478,279.55	655,070.30
CASH - ROAD & BRIDGE # 1	547,950.84	100,867.83	.00	648,818.39
CASH INVESTED - TEXPOOL	393,654.00	601.03	.00	394,255.03
CASH INVESTED - LOGIC	327,370.04	300,622.47	.00	627,992.51
CASH INVESTED - TEXSTAR	.00	.00	.00	.00
STONE CASTLE	.00	.00	.00	.00
T-BILL INVESTMENTS	.00	.00	.00	.00
FUND TOTALS	1,897,375.76	907,040.02	478,279.55	2,326,136.23

2020 012 ROAD & BRIDGE 2	432,335.03	517,059.03	333,909.38	615,484.68
CASH - ROAD & BRIDGE # 2	128,903.56	185,330.23	.00	314,233.79
CASH INVESTED - TEXPOOL	136,747.22	208.77	.00	136,955.99
CASH INVESTED - LOGIC	128,491.81	185,321.44	.00	313,813.25
CASH INVESTED - TEXSTAR	.00	.00	.00	.00
T-BILL INVESTMENTS	.00	.00	.00	.00
FUND TOTALS	826,477.62	887,919.47	333,909.38	1,380,487.71

2020 013 ROAD & BRIDGE 3	431,728.44	515,190.25	319,408.89	627,509.80
CASH - ROAD & BRIDGE # 3	249,175.29	195,496.31	.00	444,671.60
CASH INVESTED - TEXPOOL	264,644.96	404.06	.00	265,049.02
CASH INVESTED - LOGIC	229,805.29	195,458.29	.00	425,263.58
CASH INVESTED - TEXSTAR	.00	.00	.00	.00
T-BILL INVESTMENTS	.00	.00	.00	.00
FUND TOTALS	1,175,353.98	906,548.91	319,408.89	1,762,494.00

2020 014 ROAD & BRIDGE 4	510,415.41	510,460.66	326,591.83	694,284.24
CASH - ROAD & BRIDGE # 4	443,258.08	150,743.30	.00	594,001.38
CASH INVESTED - TEXPOOL	390,717.72	596.56	.00	391,314.28
CASH INVESTED - LOGIC	418,333.45	175,699.91	.00	594,033.36
CASH INVESTED - TEXSTAR	.00	.00	.00	.00
T-BILL INVESTMENTS	.00	.00	.00	.00
FUND TOTALS	1,762,724.66	837,500.43	326,591.83	2,273,633.26

2020 018 CERTZ TIP	.00	.00	.00	.00
CASH - CERTZ TIP	.00	.00	.00	.00
CASH INVESTED	.00	.00	.00	.00
CASH INVESTED - LOGIC	.00	.00	.00	.00
T-BILL INVESTMENT	.00	.00	.00	.00
FUND TOTALS	.00	.00	.00	.00

2020 019 FM & LATERAL	16,419.33	92,073.87	2.31	108,490.89
CASH - F M & LATERAL	333,414.39	42,965.65	.00	376,380.04
CASH INVESTED	105,333.22	160.80	.00	105,494.02
CASH INVESTED - LOGIC	341,275.73	42,964.09	.00	384,239.82
CASH INVESTED - TEXSTAR	.00	.00	.00	.00

ACCOUNT NAME	BEGINNING CASH BALANCE	CASH RECEIPTS	CASH DISBURSEMENTS	ENDING CASH BALANCE
2020 020 TUPC				
CASH - T.J.P.C.	3,486.95	26,572.00	24,697.71	5,361.24
CASH INVESTED - LOGIC	13,083.23	17.71	.00	13,100.94
CASH INVESTED - TEXSTAR	.00	.00	.00	.00
FUND TOTALS	16,570.18	26,589.71	24,697.71	18,862.18
2020 021 JUVENILE PROB-ISP				
CASH - JUVENILE PROBATION INVESTMENTS	7,421.87	.00	.00	7,421.87
CASH INVESTED - LOGIC	5,058.18	6.82	.00	5,065.00
CASH INVESTED - TEXSTAR	.00	.00	.00	.00
FUND TOTALS	12,480.05	6.82	.00	12,486.87
2020 022 JUVENILE PROBATION				
CASH - JUV. PROB. DIV INVESTMENTS	16,036.45	250.00	.00	16,286.45
FUND TOTALS	16,036.45	250.00	.00	16,286.45
2020 023 JUVENILE PROB. IV-E				
CASH - IV-E	100.39	.00	.00	100.39
CASH INVESTED - LOGIC	.00	.00	.00	.00
CASH INVESTED - TEXSTAR	.00	.00	.00	.00
FUND TOTALS	100.39	.00	.00	100.39
2020 024 JUVENILE DELINQUENCY PREVENTN				
CASH - JUVENILE DELINQUENCY PR INVESTMENTS	.00	.00	.00	.00
CASH INVESTED - LOGIC	.00	.00	.00	.00
CASH INVESTED - TEXSTAR	.00	.00	.00	.00
FUND TOTALS	.00	.00	.00	.00
2020 028 ADULT PROBATION				
CASH - ADULT PROBATION	42,792.96	33,724.00	64,825.13	11,691.83
CASH ON HAND	75.00	.00	.00	75.00
CASH INVESTED - TEXPOOL	252,679.05	341.72	.00	253,020.77
CASH INVESTED - LOGIC	157,819.92	240.98	.00	158,060.90
CASH INVESTED - TEXSTAR	228,060.34	300.50	.00	228,360.84
FUND TOTALS	681,427.27	34,507.20	64,825.13	651,209.34
2020 029 COMMUNITY CORRECTIONS				
CASH - COMMUNITY CORRECTI INVESTMENTS	9,936.35	.00	5,611.57	4,324.78
CASH INVESTED - LOGIC	.00	.00	.00	.00
FUND TOTALS	9,936.35	.00	5,611.57	4,324.78
2020 031 CONTRACT ELECTIONS				
CASH - CONTRACT ELECTIONS	8,700.36	.00	.00	8,700.36
CASH INVESTED - TEXPOOL	.00	.00	.00	.00
CASH INVESTED - LOGIC	.00	.00	.00	.00
FUND TOTALS	8,700.36	.00	.00	8,700.36
2020 032 DISTRICT CLERK PRESERVATION				
CASH - DISTRICT CLERK PRESVATI	2,654.20	400.00	1,361.26	1,692.94

ACCOUNT NAME	BEGINNING CASH BALANCE	CASH RECEIPTS	CASH DISBURSEMENTS	ENDING CASH BALANCE
INVESTMENTS	10,565.70	14.33	.00	10,580.03
CASH INVESTED - LOGIC	.00	.00	.00	.00
CASH INVESTED - TEXSTAR	.00	.00	.00	.00
FUND TOTALS	13,219.90	414.33	1,361.28	12,272.97

2020 033 COUNTY/DISTRICT TECHNOLOGY FUN

CASH - COUNTY/DISTRICT TECH INVESTMENTS	7,153.66	141.66	.00	7,295.32
CASH INVESTED - LOGIC	1,601.65	2.17	.00	1,603.83
CASH INVESTED - TEXSTAR	.00	.00	.00	.00
FUND TOTALS	8,755.32	143.83	.00	8,899.15

2020 034 COURT REPORTER

CASH - COURT REPORTER FUND INVESTMENTS	13,445.41	1,005.00	.00	14,450.41
CASH INVESTED - LOGIC	19,348.81	26.16	.00	19,374.97
CASH INVESTED - TEXSTAR	.00	.00	.00	.00
FUND TOTALS	32,794.22	1,031.16	.00	33,825.39

2020 035 PERMANENT IMPROVEMENT

CASH - PERMANENT IMPROVEM INVESTMENTS	224,370.85	225,045.40	218,134.79	231,281.47
CASH INVESTED - TEXPOOL	1,325,265.20	101,872.93	.00	1,427,138.13
CASH INVESTED - LOGIC	508,523.59	776.44	.00	509,300.03
CASH INVESTED - TEXSTAR	1,315,354.02	101,811.69	.00	1,417,165.71
STONE CASTLE	.00	.00	.00	.00
T-BILL INVESTMENTS	.00	.00	.00	.00
FUND TOTALS	3,373,513.67	429,506.46	218,134.79	3,594,885.34

2020 037 LAW ENFORCEMENT ED

CASH - LAW ENFORCEMENT ED INVESTMENTS	4,611.55	.00	185.00	4,426.55
CASH INVESTED - LOGIC	10,563.48	14.33	.00	10,577.81
CASH INVESTED - TEXSTAR	.00	.00	.00	.00
FUND TOTALS	15,175.03	14.33	185.00	15,004.36

2020 038 JP TECH

CASH - J P TECH FUND INVESTMENTS	31,631.05	1,122.76	211.57	32,542.24
CASH INVESTED - LOGIC	17,755.96	10,027.46	.00	27,783.42
CASH INVESTED - TEXSTAR	.00	.00	.00	.00
FUND TOTALS	49,387.01	11,150.22	211.57	60,325.66

2020 040 LAW LIBRARY

CASH - LAW LIBRARY INVESTMENTS	36,852.49	1,840.00	10,483.00	28,209.49
CASH INVESTED - LOGIC	116,506.14	157.56	.00	116,663.70
CASH INVESTED - TEXSTAR	26,243.24	40.06	.00	26,283.30
FUND TOTALS	179,601.87	2,037.62	10,483.00	171,156.49

2020 041 CC LIBRARY FUND

CASH - COOKE COUNTY LIBRA INVESTMENTS	16,575.76	1,168.70	263.54	17,480.92
CASH INVESTED - LOGIC	28,529.93	38.61	.00	28,568.54
CASH INVESTED - TEXSTAR	.00	.00	.00	.00
T-BILL INVESTMENTS	31,353.43	41.30	.00	31,394.73
FUND TOTALS	76,459.12	1,248.61	263.54	77,444.19

2020 042 CC HISTORICAL COMM.

CASH - COOKE CO. HISTORIC	3,562.68	.00	.00	3,562.68
---------------------------	----------	-----	-----	----------

ACCOUNT NAME	BEGINNING CASH BALANCE	CASH RECEIPTS	CASH DISBURSEMENTS	ENDING CASH BALANCE
--------------	------------------------	---------------	--------------------	---------------------

2020 043 JP COURTHOUSE SECURITY	11,973.33	278.70	1,570.50	10,681.53
CASH - JP COURTHOUSE SECURITY	5,303.15	7.13	.00	5,310.28
CASH INVESTED - LOGIC	.00	.00	.00	.00
CASH INVESTED - TEXSTAR	10,518.09	13.88	.00	10,531.97
FUND TOTALS	27,794.57	299.71	1,570.50	26,523.78

2020 044 COURTHOUSE SECURITY	24,102.32	2,203.06	1,117.00	26,304.21
CASH - COURTHOUSE SECURITY	102,585.73	138.73	.00	102,724.46
CASH INVESTED - LOGIC	52,666.58	80.42	.00	52,747.00
CASH INVESTED - TEXSTAR	82,890.21	109.19	.00	82,999.40
FUND TOTALS	262,244.84	2,531.40	1,117.00	264,775.07

2020 045 FLOOD DAMAGE	.00	.00	.00	.00
CASH - FLOOD DAMAGE	.00	.00	.00	.00
CASH INVESTED - TEXPOOL	.00	.00	.00	.00
CASH INVESTED - LOGIC	.00	.00	.00	.00
FUND TOTALS	.00	.00	.00	.00

2020 046 CHAPTER 19	501.71	817.72	580.95	264.94
CASH - CHAPTER 19	.00	.00	.00	.00
INVESTMENTS	501.71	817.72	580.95	264.94
FUND TOTALS	501.71	817.72	580.95	264.94

2020 047 CC RECORDS MANAGEMENT	2,248.60	33.45	.00	2,282.05
CASH - CC RECORDS MANAGEMENT	.00	.00	.00	.00
INVESTMENTS - TEXPOOL	2,248.60	33.45	.00	2,282.05
FUND TOTALS	2,248.60	33.45	.00	2,282.05

2020 048 COUNTY RECORDS MANAGEMENT	18,086.36	1,267.24	3,867.25	15,486.35
CASH - RECORDS MANAGEMENT	19,725.64	26.66	.00	19,752.30
CASH INVESTED - TEXPOOL	55,453.69	84.66	.00	55,538.35
CASH INVESTED - LOGIC	16,508.13	21.76	.00	16,529.89
CASH INVESTED - TEXSTAR	109,773.82	1,400.32	3,867.25	107,306.89
FUND TOTALS	18,086.36	1,267.24	3,867.25	15,486.35

2020 049 CC RECORDS PRESERVATION	35,979.77	9,058.00	.00	26,921.77
CASH - RECORDS PRESERVATION	902.99	1.24	.00	904.23
CASH INVESTED - TEXPOOL	.00	.00	.00	.00
CASH INVESTED - LOGIC	765.50	.97	.00	766.47
CASH INVESTED - TEXSTAR	34,311.28	9,060.21	.00	25,251.07
FUND TOTALS	35,979.77	9,058.00	.00	26,921.77

2020 050 DIST CLERK RECORDS MANAGEMENT	17,455.37	331.41	.00	17,786.78
CASH - D C RECORDS MANAGEMENT	15,851.91	21.41	.00	15,873.32
CASH INVESTED - LOGIC	.00	.00	.00	.00
CASH INVESTED - TEXSTAR	.00	.00	.00	.00
FUND TOTALS	33,307.28	352.82	.00	33,660.10

2020 051 DISTRICT CLERK ARCHIVE	19,488.78	290.00	.00	19,778.78
DISTRICT CLERK ARCHIVE	4,226.85	5.68	.00	4,232.53
INVESTMENTS	.00	.00	.00	.00
CASH INVESTED - LOGIC	.00	.00	.00	.00

ACCOUNT NAME	BEGINNING CASH BALANCE	CASH RECEIPTS	CASH DISBURSEMENTS	ENDING CASH BALANCE
2020 052 COUNTY CLERK ARCHIVE FEE				
CASH - RECORDS ARCHIVE INVESTMENTS	26,726.91	8,240.00	6,622.00	28,344.91
CASH INVESTED - LOGIC	57,520.84	77.75	.00	57,598.59
CASH INVESTED - TEXSTAR	26,243.24	40.06	.00	26,283.30
FUND TOTALS	109,490.99	8,357.81	6,622.00	111,226.80
2020 053 CA CHECK COLLECTING				
CASH - CHECK COLLECTING & INVESTMENTS	732.56	390.00	117.19	1,005.37
CASH INVESTED - LOGIC	2,699.19	3.72	.00	2,702.91
CASH INVESTED - TEXSTAR	.00	.00	.00	.00
FUND TOTALS	3,431.75	393.72	117.19	3,708.28
2020 054 DA CHECK COLLECTING				
CASH - DA CHECK COLLECTING	150.34	.00	.00	150.34
CASH INVESTED	.00	.00	.00	.00
FUND TOTALS	150.34	.00	.00	150.34
2020 055 CO ATTY FORFEITURE				
FUND TOTALS	.00	.00	.00	.00
2020 056 DISTRICT ATTY FORFEITURE				
CASH - D.A. FORFEITURE FU INVESTMENTS	8,720.07	1,569.00	2,671.69	7,617.38
CASH INVESTED - TEXPOOL	31,744.51	42.94	.00	31,787.45
CASH INVESTED - LOGIC	26,243.24	40.06	.00	26,283.30
CASH INVESTED - TEXSTAR	26,114.93	34.42	.00	26,149.35
FUND TOTALS	92,822.75	1,686.42	2,671.69	91,837.48
2020 057 D A SEIZURE FUND				
CASH - SEIZURE-LAW INVESTMENTS	108,282.26	5,800.00	14,710.00	99,372.26
FUND TOTALS	108,282.26	5,800.00	14,710.00	99,372.26
2020 058 SHERIFF FORFEITURE				
CASH - SHERIFF FORFEITURE INVESTMENTS	30,215.50	546.00	25.00	30,736.50
CASH INVESTED - LOGIC	95,163.82	10,132.14	.00	105,295.96
CASH INVESTED - TEXSTAR	26,243.24	40.06	.00	26,283.30
FUND TOTALS	151,622.56	10,728.20	25.00	162,325.76
2020 059 JAIL COMMISSARY				
CASH - JAIL COMMISSARY	28,965.58	5,526.42	398.54	34,093.46
CASH INVESTED - TEXPOOL	82,342.17	111.39	.00	82,453.56
CASH INVESTED - LOGIC	.00	.00	.00	.00
CASH INVESTED - TEXSTAR	41,036.02	10,057.47	.00	51,093.49
FUND TOTALS	152,343.77	15,695.28	398.54	167,640.51
2020 061 2004 GO REFUNDING DEBT SERVICE				
CASH - 2004 GO REFUNDING D/S	273,662.05	261,849.04	240,599.33	294,911.76
CASH INVESTED - TEXPOOL	244,946.97	145,445.76	.00	390,392.73
CASH INVESTED - LOGIC	183,341.07	279.93	.00	183,621.00
CASH INVESTED - TEXSTAR	201,378.73	145,377.07	.00	346,755.80
T-BILL INVESTMENTS	.00	.00	.00	.00

ACCOUNT NAME	BEGINNING CASH BALANCE	CASH RECEIPTS	CASH DISBURSEMENTS	ENDING CASH BALANCE
2020 088 STATE FEES	76,887.57	138,997.32	197,992.14	17,892.75
CASH - STATE FEES	59,019.51	72.89	40,000.00	19,092.40
CASH INVESTED - LOGIC	.00	.00	.00	.00
CASH INVESTED - TEXSTAR	60,795.10	72.44	45,000.00	15,867.54
FUND TOTALS	196,702.18	139,142.65	282,992.14	52,852.69
2020 090 OFFICER'S TRUST	.00	.00	.00	.00
CASH-OFFICERS TRUST	.00	.00	.00	.00
CASH INVESTED - LOGIC	.00	.00	.00	.00
FUND TOTALS	.00	.00	.00	.00
2020 091 LIBRARY TRUST - LIDDELL	1,009.31	71.80	.00	1,081.11
CASH-LIBRARY TRUST/LIDDELL	15,000.00	.00	.00	15,000.00
CD INVESTMENT	16,009.31	71.80	.00	16,081.11
FUND TOTALS	17,018.62	71.80	.00	17,090.42
2020 092 LIBRARY TRUST - ROSENSTEIN	874.54	.00	401.66	472.88
CASH-LIBRARY TRUST/ROSENSTEIN	19,000.00	.00	.00	19,000.00
CD INVESTMENT	19,874.54	.00	401.66	19,472.88
FUND TOTALS	20,748.54	.00	401.66	20,346.88
2020 098 PAYROLL CLEARING	.00	1,714,529.02	1,714,529.02	.00
CASH - PAYROLL CLEARING	.00	.00	.00	.00
INVESTMENTS	.00	1,714,529.02	1,714,529.02	.00
FUND TOTALS	.00	1,714,529.02	1,714,529.02	.00
2020 100 CHILD ABUSE PREVENTION FUND	355.31	104.96	.00	460.27
CASH-CHILD ABUSE PREVENTION	.00	.00	.00	.00
CASH INVESTED	355.31	104.96	.00	460.27
FUND TOTALS	355.31	104.96	.00	460.27
2020 101 PRETRIAL DIVERSION	13,720.03	.00	.00	13,720.03
CASH-PRETRIAL DIVERSION	.00	.00	.00	.00
CASH INVESTED	.00	.00	.00	.00
CASH INVESTED - LOGIC	.00	.00	.00	.00
FUND TOTALS	13,720.03	.00	.00	13,720.03
2020 102 HOTEL OCCUPANCY TAX FUND	35,926.76	25,049.89	.00	60,976.65
CASH - HOTEL OCCUPANCY TAX	168,432.74	20,234.68	.00	188,667.42
CASH INVESTED - LOGIC	.00	.00	.00	.00
CASH INVESTED - TEXSTAR	103,092.18	20,142.61	.00	123,234.79
FUND TOTALS	307,451.68	65,427.18	.00	372,878.86
GRAND TOTALS	34,973,016.25	14,433,560.11	7,759,636.48	41,646,939.88