



**MONTHLY REPORT**

**APRIL 2020**


**PATTY BRENNAN**

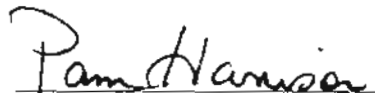
**COOKE COUNTY TREASURER**

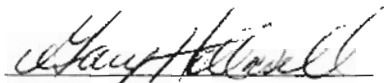
FINANCIAL REPORTS

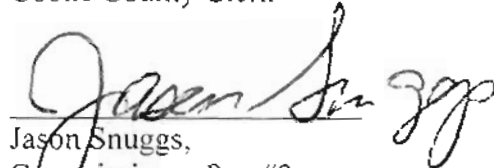
April 2020


In accordance with Local Government Code 114.026, this affidavit states the current cash and reports in the custody of the county treasurer as of this date of April 30, 2020.


  
\_\_\_\_\_  
Jason Brinkley,  
Cooke County Judge

  
\_\_\_\_\_  
Pam Harrison,  
Cooke County Clerk

  
\_\_\_\_\_  
Gary Hollowell,  
Commissioner Pct. #1

  
\_\_\_\_\_  
Jason Snuggs,  
Commissioner Pct. #2

  
\_\_\_\_\_  
John Klement,  
Commission Pct. #3

  
\_\_\_\_\_  
Leon Klement,  
Commissioner Pct. #4

FILED FOR REC...  
20 MAY 18 AM 11:35  
COUNTY CLERK  
CO. TX  
PN  
CLERK

AFFIDAVIT

STATE OF TEXAS

COUNTY OF COOKE


The members of the Commissioners' Court of Cooke County, Texas, state as follows:

The requirement of Subsection (C) of the Texas Local Government Code, §114.026 have been met for the term of April 2020. The amount of cash and other assets in the custody of the County Treasurer at the time of examination are:


Cash (includes on hand, money market accounts, and short term investments) \$ 39,449,030.61

Other Assets (long term investments) \$ 0.00


Sworn to and subscribed this 18 day of MAY, 2020

  
Jason Brinkley, Cooke County Judge


  
Gary Hollowell, Commissioner, Pct 1

  
Jason Snuggs, Commissioner, Pct 2


  
John Klement, Commissioner, Pct 3

  
Leon Klement, Commissioner, Pct 4

ATTEST:

  
Pam Harrison, County Clerk

FILED FOR REC-10  
20 MAY 18 AM 11:35

COOKE COUNTY, TEXAS  


PRIOR MONTH ENDING BANK STATEMENT BALANCE \$4,958,610.16 186  
 CLEARED DEPOSITS \$3,481,335.26 5  
 CLEARED ADDITIONS \$88,308.69 5  
 CLEARED CHECKS \$2,288,107.55- 350  
 CLEARED DEDUCTIONS \$148,441.62- 3

CURRENT MONTH ENDING BANK STATEMENT BALANCE \$5,091,704.94

CURRENT MONTH ENDING BANK STATEMENT BALANCE \$5,091,704.94  
 OUTSTANDING DEPOSITS \$ .00  
 OUTSTANDING ADDITIONS \$ .00  
 OUTSTANDING CHECKS \$468,101.07- 634  
 OUTSTANDING DEDUCTIONS \$ .00

RECONCILED BOOK BALANCE \$5,623,603.87  
 ENDING STATEMENT DATE 04/30/2020 CLERK: PB

## C.D. INVESTMENTS

-----

### LANDMARK BANK

APRIL 2020

<u>C.D.#</u>	<u>PURCHASE DATE</u>	<u>AMOUNT</u>	<u>MAT. DATE</u>
GEN/4170808341	May 26, 2019	500,000.00	May 26, 2020
GEN/4170808333	May 26, 2019	500,000.00	May 26, 2020
Library Liddell 7830	Jan 17, 2019	7,500.00	Jan 17, 2021
Library Liddell 7822	Jan 17, 2019	7,500.00	Jan 17, 2021
Library Rosenstein 5099	Sept 12, 2017	11,000.00	Dec 12, 2020
Library Rosenstein 5198	Dec 16, 2017	8,000.00	Mar 16, 2021

#### INT. EARNED MONTHLY:

2-Gen CD's @ 2.34%  
2-Liddell CD's @ 1.90%  
2-Rosenstein CD's @ 1.05%

Interest is deposited into the Treasurer's Fund. The 2 Gen CDs' interest is deposited monthly, and the 4 Library's CDs' interest is deposited quarterly.

### PROSPERITY BANK

GEN/14401708	Sept 17, 2019	250,000.00	Sept 17, 2021
--------------	---------------	------------	---------------

#### INT. EARNED MONTHLY:

Gen CD @ 1.85%

Interest accrues monthly and is deposited monthly with depository bank into the Treasurer's Fund.

C.D. INVESTMENTS

-----

THE FIRST STATE BANK

APRIL 2020

<u>C.D.#</u>	<u>PURCHASE DATE</u>	<u>AMOUNT</u>	<u>MAT. DATE</u>
GEN/71445	Sept 17, 2019	250,000.00	Dec 17, 2020

INT. EARNED MONTHLY:

Gen CD @ 1.50%

Interest accrues monthly and is deposited monthly with depository bank into the Treasurer's Fund.

MUENSTER STATE BANK

GEN/2254	Sept 17, 2017	250,000.00	Sept 17, 2021
----------	---------------	------------	---------------

INT. EARNED MONTHLY:

Gen CD @ 1.35%

Interest accrues monthly and is deposited monthly with depository bank into the Treasurer's Fund.

**INVESTMENTS-TEXPOOL**  
**PATTY BRENNAN, COOKE COUNTY TREASURER**  
**APRIL 2020**

ACCT NAME	BALANCE FORWARD	DEPOSITS	WITH-DRAWALS	CURRENT INTEREST	ENDING BALANCE
GENERAL	\$ 7,296,995.14	\$ -	\$ 1,000,000.00	\$ 2,659.46	\$ 6,299,654.60
R & B -1	\$ 700,289.15	\$ -	\$ -	\$ 261.99	\$ 700,551.14
R & B -2	\$ 364,996.22	\$ -	\$ -	\$ 136.54	\$ 365,132.76
R & B -3	\$ 495,710.22	\$ -	\$ -	\$ 185.44	\$ 495,895.66
R & B -4	\$ 695,442.28	\$ -	\$ -	\$ 260.18	\$ 695,702.46
FM & L	\$ 377,176.89	\$ -	\$ 50,000.00	\$ 137.58	\$ 327,314.47
STATE FUNDS	\$ 19,132.85	\$ -	\$ 10,000.00	\$ 6.45	\$ 9,139.30
TJPC	\$ 13,128.63	\$ -	\$ -	\$ 4.95	\$ 13,133.58
DIST CLK PRESERVATION	\$ 10,602.40	\$ -	\$ 5,000.00	\$ 3.59	\$ 5,605.99
COUNTY/DIST TECH	\$ 1,607.25	\$ -	\$ -	\$ 0.60	\$ 1,607.85
ADULT PROB	\$ 253,556.49	\$ -	\$ -	\$ 94.91	\$ 253,651.40
JUV-ISP	\$ 5,075.72	\$ -	\$ -	\$ 1.87	\$ 5,077.59
COURT REP	\$ 19,416.00	\$ -	\$ -	\$ 7.24	\$ 19,423.24
PERM IMP	\$ 1,455,202.67	\$ -	\$ -	\$ 544.42	\$ 1,455,747.09
LAW ENFORCEMENT ED	\$ 10,600.18	\$ -	\$ -	\$ 3.94	\$ 10,604.12
JP-CH SECURITY	\$ 5,321.47	\$ -	\$ -	\$ 2.00	\$ 5,323.47
DIST CLK RECORDS MGMT	\$ 15,906.91	\$ -	\$ -	\$ 5.94	\$ 15,912.85
DIST CLK ARCHIVE	\$ 4,241.42	\$ -	\$ -	\$ 1.52	\$ 4,242.94
COUNTY ATTY CHECK COLLECT	\$ 1,208.39	\$ -	\$ -	\$ 0.49	\$ 1,208.88
LAW LIBRARY	\$ 116,910.66	\$ -	\$ -	\$ 43.75	\$ 116,954.41
JP TECH	\$ 27,842.24	\$ -	\$ -	\$ 10.40	\$ 27,852.64
C H SECURITY	\$ 102,941.96	\$ -	\$ -	\$ 38.47	\$ 102,980.43
REC MGMT	\$ 19,794.10	\$ -	\$ 5,000.00	\$ 7.07	\$ 14,801.17
REC PRESV	\$ 906.13	\$ -	\$ -	\$ 0.30	\$ 906.43
LIBRARY	\$ 28,628.99	\$ -	\$ -	\$ 10.70	\$ 28,639.69
ARCHIVE	\$ 57,720.51	\$ -	\$ -	\$ 21.57	\$ 57,742.08
DIST ATTY FORFEITURE	\$ 31,854.77	\$ -	\$ -	\$ 11.93	\$ 31,866.70
SHERIFF FORFEITURE	\$ 105,518.88	\$ -	\$ 5,000.00	\$ 39.15	\$ 100,558.03
JAIL COMMISSARY	\$ 82,628.15	\$ -	\$ -	\$ 30.92	\$ 82,659.07
2004 GO-REFUNDING	\$ 55,690.72	\$ -	\$ -	\$ 20.82	\$ 55,711.54
HOTEL/MOTEL TAX	\$ 189,066.79	\$ -	\$ -	\$ 70.77	\$ 189,137.56
<b>TOTAL: TREAS FUND</b>	<b>\$ 12,565,114.18</b>	<b>\$ -</b>	<b>\$ 1,075,000.00</b>	<b>\$ 4,624.96</b>	<b>\$ 11,494,739.14</b>

YEAR - TO - DATE INTEREST	BAL FORWARD:	CURRENT INT.:	BALANCE:
	\$ 85,489.24	\$ 4,624.96	\$ 90,114.20

AVG. YEILD FOR APRIL 2020                      0.46%    MKT VALUE/ SHARI \$                      1.00

**INVESTMENTS-TEX STAR  
PATTY BRENNAN, COOKE COUNTY TREASURER  
APRIL 2020**

ACCT NAME	BALANCE FORWARD	DEPOSITS	WITH-DRAWALS	CURRENT INTEREST	ENDING BALANCE
GENERAL	\$ 7,578,933.31	\$ -	\$ 1,000,000.00	\$ 2,564.22	\$ 6,581,497.53
R & B -1	\$ 654,325.57	\$ -	\$ -	\$ 239.20	\$ 654,564.77
R & B -2	\$ 314,458.56	\$ -	\$ 45,000.00	\$ 105.65	\$ 269,564.21
R & B -3	\$ 426,138.09	\$ -	\$ 190,000.00	\$ 116.59	\$ 236,254.68
R & B -4	\$ 695,421.73	\$ -	\$ 120,000.00	\$ 229.47	\$ 575,651.20
FM & L	\$ 385,029.95	\$ -	\$ 50,000.00	\$ 137.11	\$ 335,167.06
ADULT PROBATION	\$ 228,830.42	\$ -	\$ -	\$ 83.65	\$ 228,914.07
PERM IMP	\$ 1,470,163.27	\$ -	\$ -	\$ 537.38	\$ 1,470,700.65
CC LIBRARY	\$ 31,459.28	\$ -	\$ -	\$ 11.50	\$ 31,470.78
JP- CH SECURITY	\$ 10,553.59	\$ -	\$ -	\$ 3.85	\$ 10,557.44
COURTHOUSE SECURITY	\$ 83,170.08	\$ -	\$ -	\$ 30.39	\$ 83,200.47
RECORDS MANAGEMENT	\$ 16,563.89	\$ -	\$ -	\$ 6.04	\$ 16,569.93
RECORDS PRESERVATION	\$ 768.01	\$ -	\$ -	\$ 0.29	\$ 768.30
ARCHIVE FEES	\$ 41,677.89	\$ -	\$ -	\$ 15.25	\$ 41,693.14
2012 GO REFUNDING	\$ 47,006.91	\$ -	\$ -	\$ 17.20	\$ 47,024.11
STATE FEES	\$ 15,900.18	\$ -	\$ 10,000.00	\$ 5.10	\$ 5,905.28
DIST ATTY FORFEITURE	\$ 26,203.15	\$ -	\$ -	\$ 9.60	\$ 26,212.75
SHERIFF FORFEITURE	\$ 101,844.75	\$ -	\$ -	\$ 37.24	\$ 101,881.99
JAIL COMMISSARY	\$ 51,198.55	\$ -	\$ -	\$ 18.72	\$ 51,217.27
HOTEL/MOTEL TAX	\$ 123,488.21	\$ -	\$ -	\$ 45.11	\$ 123,533.32
<b>TOTAL: TREAS FUND</b>	<b>\$ 12,303,135.39</b>	<b>\$ -</b>	<b>\$ 1,415,000.00</b>	<b>\$ 4,213.56</b>	<b>\$ 10,892,348.95</b>

YEAR - TO - DATE INTEREST	BAL FORWARD	CURRENT INT.	BALANCE
	\$ 79,324.86	\$ 4,213.56	\$ 83,538.42
<b>AVG. YEILD FOR APRIL 2020</b>	<b>0.44%</b>	<b>MKT VALUE / SHARE</b>	<b>\$ 1.00</b>



**INVESTMENTS-LOGIC**  
**PATTY BRENNAN, COOKE COUNTY TREASURER**  
**APRIL 2020**

ACCT NAME	BALANCE FORWARD	DEPOSITS	WITH- DRAWALS	CURRENT INTEREST	ENDING BALANCE
GENERAL	\$ 4,269,532.73	\$ -	\$ -	\$ 3,706.52	\$ 4,273,239.25
R & B -1	\$ 495,526.79	\$ -	\$ -	\$ 430.20	\$ 495,956.99
R & B -2	\$ 237,555.52	\$ -	\$ -	\$ 206.23	\$ 237,761.75
R & B -3	\$ 365,983.23	\$ -	\$ -	\$ 317.71	\$ 366,300.94
R & B -4	\$ 492,578.35	\$ -	\$ -	\$ 427.63	\$ 493,005.98
FM & L	\$ 105,769.63	\$ -	\$ -	\$ 91.81	\$ 105,861.44
ADULT PROBATION	\$ 158,473.85	\$ -	\$ -	\$ 137.56	\$ 158,611.41
PERM IMP	\$ 580,799.77	\$ -	\$ -	\$ 504.20	\$ 581,303.97
LAW LIBRARY	\$ 26,351.97	\$ -	\$ -	\$ 22.87	\$ 26,374.84
COURTHOUSE SECURITY	\$ 52,884.79	\$ -	\$ -	\$ 45.90	\$ 52,930.69
RECORDS MANAGEMENT	\$ 55,683.45	\$ -	\$ -	\$ 48.35	\$ 55,731.80
ARCHIVE FEES	\$ 26,351.97	\$ -	\$ -	\$ 22.87	\$ 26,374.84
DIST ATTY FORFEITURE	\$ 26,351.97	\$ -	\$ -	\$ 22.87	\$ 26,374.84
SHERIFF FOREITURE	\$ 26,351.97	\$ -	\$ -	\$ 22.87	\$ 26,374.84
2012 GO REFUNDING	\$ 259,282.00	\$ -	\$ -	\$ 225.09	\$ 259,507.09
<b>TOTAL: TREAS FUND</b>	<b>\$ 7,179,477.99</b>	<b>\$ -</b>	<b>\$ -</b>	<b>\$ 6,232.68</b>	<b>\$ 7,185,710.67</b>

YEAR - TO - DATE INTEREST	BAL FORWARD	CURRENT INT.	BALANCE
	\$ 54,227.11	\$ 6,232.68	\$ 60,459.79

AVG. YEILD FOR APRIL 2020 1.06% MKT VALU/SHARE \$ 1.00

**Cooke County**

Attn: Patty Brennan  
101 S. Dixon Street  
Gainesville, TX 76240

**Depositor Statement**

April 1, 2020 - April 30, 2020

Account #: 104791304900

**Account at-a-Glance**

Beginning Balance	2,006,284.00
+ Net Deposits	-6,284.00
+ Net Accrued Interest <sup>2</sup>	526.91
Ending Balance	2,000,526.91
Days In Period <sup>4</sup>	30
Average Daily Balance <sup>5</sup>	2,003,142.00
Net APY This Period <sup>8</sup>	0.32%
Net APR This Period <sup>6</sup>	0.3200%
Available Balance <sup>7</sup>	2,000,000.00

**Depositor Information**

Website: [www.ficaaccount.com](http://www.ficaaccount.com)

Support Center: (866) 343-5516

**Account Transactions**

Description	Date	Amount(USD\$)
Withdrawal	2020-04-16	-6,284.00

**Insured Depository Detail**

Depository Bank	FDIC Cert#	Balance(USD\$)
Allegiance Bank Texas	58629	100,548.31
Alma Bank	58424	190.27
American Commerce Bank, National	57686	34.13
American National Bank	19300	806.02
Ameris Bank	20504	881.24
Anstaff Bank	3869	674.54
Anthem Bank & Trust	29679	10.88
BNB Bank	6976	556.88
Banc of California, National Association	35498	8,434.11
BancCentral National Association	4033	14.29
Bancorp Bank	35444	13.58
Bank Leumi USA	19842	25,077.48
Bank Michigan	1008	49.80
Bank of China - New York Branch	33653	45,173.39
Bank of England	13303	71.81
Bank of Fayette County	10308	148.81
Bank of New England	24540	3,556.81
Bank of the Ozarks	110	79,214.29
BankUnited National Association	58979	35,154.91

## Depositor Statement

---

April 1, 2020 - April 30, 2020

Account #: 104791304900

### Cooke County

Attn: Patty Brennan  
101 S. Dixon Street  
Gainesville, TX 76240

Depository Bank	FDIC Cert#	Balance(USD\$)
Bankers Bank of Kansas	27351	22.98
Bar Harbor Bank & Trust	11971	87.23
Berkshire Bank	23621	887.07
Beverly Bank & Trust Company National	57701	18.95
Blue Ridge Bank, National Association	35274	1,559.84
BlueHarbor Bank	58691	221.30
BofI Federal Bank	35546	69.98
Bridgewater Bank	58210	38.91
Busey Bank	16450	18.20
C US Bank	18443	653.94
CFBank	28263	106.87
CIBM Bank	11729	558.71
CIT Bank, National Association	58978	44,489.01
CNB Bank	13876	11.13
Camden National Bank	4255	42.94
Capital Bank National Association	35278	104.88
Capital One National Association	4297	94,034.62
Carver Federal Savings Bank	30394	35.45
Carver State Bank	16584	523.37
Cathay Bank	18503	17,804.91
Cedar Rapids State Bank	18820	32.56
CedarStone Bank	57684	24.66
Celtic Bank	57056	27,244.46
Cendera Bank National Association	3098	15.95
Centennial Bank	11241	33.84
Centennial Bank and Trust	58458	21.88
Centier Bank	12854	11.66
Central Bank	58377	413.00
Centric Bank	7461	152.61
Cherokee State Bank	951	32.46
CiVista Bank	12982	53,674.76
Citibank N.A.	7213	82.63
Community Bank of the Bay	34210	1,194.06
Compass Bank	19048	27.01
Congressional Bank	57614	81.00
ConnectOne Bank	57919	235,197.31
Consumers National Bank	19482	18.48
Cornerstone Bank	5635	616.71
Cornerstone Bank	90282	22.69
Cross River Bank	58410	40,679.59
Customers Bank	34444	20,268.32
Dedham Institution for Savings	23620	307.72
Diamond Bank	1527	80.62
Eagle Bank	90191	224.13
EagleBank	34742	212.58
East West Bank	31628	710.90
Enterprise Bank	34786	28.08
Equity Bank	25858	37,167.43
Exchange Bank	1435	190.27

**Cooke County**

Attn: Patty Brennan  
 101 S. Dixon Street  
 Gainesville, TX 76240

**Depositor Statement**

---

April 1, 2020 - April 30, 2020

Account #: 104791304900

Depository Bank	FDIC Cert#	Balance(USD\$)
Exchange Bank and Trust Company	13366	771.32
Farmers & Merchants Savings Bank	10492	140.73
Farmers National Bank of Canfield	6540	16.69
Farmers Trust and Savings Bank	12858	90.27
Farmers Trust and Savings Bank	14195	12.12
Farmers and Merchants State Bank	501	147.00
Federal Savings Bank	35518	33,825.76
Fidelity Bank	30895	3,219.99
Fifth Third Bank	6672	166,315.50
First Bank	58481	3,895.90
First Bank & Trust	27078	15.96
First Bank Financial Centre	12517	10.01
First Central Savings Bank	34969	144.87
First Community Bank of Bedford County	27211	159.05
First County Bank	18204	183.52
First Federal Community Bank National Associa	29787	21.60
First Financial Bank	28905	282.26
First Home Bank	34997	62.70
First Internet Bank of Indiana	34607	809.50
First Merchants Bank National Association	4365	663.15
First N.A.	4256	198.03
First National Bank of Pennsylvania	7888	4,907.57
First Neighbor Bank National Association	3747	89.51
First Sentinel Bank	31928	95.11
First State Bank	11175	10.21
First State Bank	19163	139.47
First State Bank of DeQueen	21805	23.81
First Virginia Community Bank	58696	349.34
Florida Capital Bank N.A.	26323	22.25
Franklin Synergy Bank	58714	65,386.22
Freedom National Bank	57254	154.66
Gateway Bank	8730	21.90
Georgia Banking Company	57071	112.16
Gorham Savings Bank	17748	276.26
Grand Ridge National Bank	3674	284.93
Great Western Bank	15289	71.76
Hancock Bank	12441	316.19
Hanover Community Bank	58675	21.58
Happy State Bank	10359	1,718.99
Hardin County Bank	20993	52.87
Hardin County Savings Bank	5817	829.85
Heartland Bank	9443	959.00
Hingham Institution for Savings	90211	121.45
Home Bank and Trust Company	4664	11.09
Home Exchange Bank	8884	300.73
Horizon Bank National Association	4360	479.15
Hyperion Bank	58371	96.02
Idaho First Bank	58095	16,624.32
Independent Bank	3076	4,511.49

**Cooke County**

Attn: Patty Brennan  
101 S. Dixon Street  
Gainesville, TX 76240

**Depositor Statement**

---

April 1, 2020 - April 30, 2020

Account #: 104791304900

Depository Bank	FDIC Cert#	Balance(USD\$)
International Bank of Chicago	33708	806.68
International City Bank National Association	25648	544.93
Investar Bank	58316	27,476.14
Ion Bank	18198	193.11
Israel Discount Bank of New York	19977	49,093.35
Kennett National Bank	18879	39.96
KeyBank National Association	17534	92.79
Kishacoquillas Valley National Bank of Bellev	14969	647.05
Legends Bank	34936	14.37
Lewis & Clark Bank	58428	125.43
Liberty Savings Bank FSB	32242	27.76
Luana Savings Bank	253	32,681.47
MainStreet Bank	57742	29,351.35
Manufacturers Bank	18618	47.55
Mascoma Savings Bank	18013	50.51
McClave State Bank	11261	282.19
Meramec Valley Bank	19200	191.22
Merchants Bank of Indiana	8056	60,378.61
Meridian Bank	57777	1,769.95
Metropolitan National Bank	34699	10.51
MidCoast Community Bank	58498	106.80
MutualBank	27744	60.40
NebraskaLand National Bank	34811	26.85
New Buffalo Savings Bank A Federal Savings	31257	343.28
NewBank	58203	229.52
Newburyport Five Cents Savings Bank	90251	17.56
NexBank SSB	29209	292.74
North Shore Community Bank & Trust	33935	663.88
North Side Bank and Trust Company	9457	47.53
Northern Bank & Trust Company	18266	269.71
Ohio Valley Bank Company	384	566.90
Old Plank Trail Community Bank National	58314	11.91
One American Bank	6078	17.90
Open Bank	57944	829.11
Oregon Community Bank & Trust	22334	185.27
Origin Bank	12614	62.27
Pacific City Bank	57463	909.15
Pacific Enterprise Bank	58415	773.14
Pacific Mercantile Bank	34940	160.11
Pacific Premier Bank	32172	60,681.05
Park National Bank	6653	10.80
Peapack-Gladstone Bank	11035	545.44
Peoples Bank	9489	455.36
Peoples Bank	9366	10.10
Peoples United Bank	27334	2,276.10
Pilot Bank	27045	273.68
Pinnacle Bank	10634	29.23
Pioneer Bank	19540	68.42
Platte Valley Bank	34211	390.13

**Cooke County**

Attn: Patty Brennan  
101 S. Dixon Street  
Gainesville, TX 76240

**Depositor Statement**

---

April 1, 2020 - April 30, 2020

Account #: 104791304900

Depository Bank	FDIC Cert#	Balance(USD\$)
Preferred Bank	33539	12,093.05
Premier Bank	34384	643.39
PrimeSouth Bank	5694	22.35
PrivateBank and Trust Company	33306	397.34
Progress Bank and Trust	58719	896.19
PromiseOne Bank	58657	379.81
Providence Bank	1643	59.26
Provident Bank	12010	286.48
Provident Bank	90141	3,734.24
Reading Co-operative Bank	26620	27.93
Republic Bank & Trust	27286	53.09
RiverBend Bank	26708	83.40
Riverview Bank	7598	267.91
Riverwind Bank	15035	161.42
Robertson Banking Company	39	10.35
SaviBank	57978	42.97
Savoy Bank	58641	44.21
Schuyler Savings Bank	30072	10.67
Seacoast National Bank	131	22.20
Security Bank	5424	143.47
Security Bank	4178	13.87
Security Bank and Trust Company	9172	816.29
Security State Bank	235	441.94
ServisFirst Bank	57993	5,188.80
Signature Bank	57053	25,493.04
Signature Bank National Association	57269	34.61
SmartBank	58463	15,444.87
Solera National Bank	58534	4,623.23
South State Bank	13425	74.90
SouthEast Bank	57348	21.85
Southern Bank	28332	35.94
Southside Bank	18297	367.00
St. Henry Bank	9871	194.49
Sterling National Bank	30337	227,422.84
Sussex Bank	22221	204.97
TD Bank N.A.	18409	251.12
Texas Capital Bank National Association	34383	21.24
Texas Citizens Bank National Association	58319	82.88
Third Coast Bank SSB	58716	66,710.82
Tradition Capital Bank	58057	114.37
Traditional Bank Inc.	2711	127.21
TriState Capital Bank	58457	8,883.25
Trustmark National Bank	4988	424.32
Union Bank & Trust	34589	130.57
Union Savings and Loan Association	27752	19.81
United Bank	22858	52,262.28
Valley National Bank	9396	68,929.61
Valliance Bank	57841	273.36
Washington State Bank	214	39.73

**Cooke County**

Attn: Patty Brennan  
 101 S. Dixon Street  
 Gainesville, TX 76240

**Depositor Statement**

**April 1, 2020 - April 30, 2020**

**Account #: 104791304900**

Depository Bank	FDIC Cert#	Balance(USD\$)
Washington Trust Company of Westery	23623	1,465.79
Western Alliance Bank	57512	16,139.19
Wilmington Trust National Association	34069	874.41
Wisconsin Bank & Trust	13023	18,807.17
Woori America Bank	24920	902.20
Aggregate Net Accrued Interest <sup>3</sup>		526.91

<i>Total</i>	2,000,526.91
--------------	--------------

**Disclosure Information**

1 The Federally Insured Cash Account ("FICA®") is not a member of the Federal Deposit Insurance Corporation ("FDIC"), but the banks in which the money is deposited are FDIC members. The FDIC is an independent agency of the U.S. government that protects the funds depositors place in FDIC insured institutions. FDIC deposit insurance is backed by the full faith and credit of the U.S. government.

2 Net Accrued Interest is the estimated amount of the accrued interest earned for the current month less any FICA Fee with respect to such interest. Net Accrued Interest cannot be withdrawn from the account until it is credited to the account. There is no guarantee that the account holder will receive the full amount as stated. Refer to the U.S. Bank Custodial Statement, provided via [ficaaccount.com](http://ficaaccount.com), for further details regarding interest earned and fees charged. Net Accrued Interest is for informational purposes only.

3 Aggregate Net Accrued Interest is the sum of the current month's Net Accrued Interest and any prior period Net Accrued Interest not yet paid.

4 Days In Period ("DIP") is the number of days in the period beginning on, and including the later of, the first day of the month or the business day an initial deposit is received by the FICA Custodian if received on or before 3:00PM EST or the business day immediately following if received after 3:00PM EST, and ending on, and including, the last day of the month. DIP does not include any date on which the balance is zero.

5 Average Daily Balance is the sum of the beginning balance plus any deposits less any withdrawals averaged across number of days in DIP.

6 Net APR This Period is the annualized rate that reflects the relationship between the net interest received plus any Net Accrued Interest and the Average Daily balance for the statement period. Current yield may be lower or higher than what is stated.

7 Available Balance reflects the amount that can be withdrawn as of the date of the statement. This balance is the Ending Balance less the Aggregate Net Accrued Interest amount.

8 The APY (annual percentage yield) is based on an APR (annual percentage rate) for the period indicated as reported by StoneCastle. Current yield may be lower or higher than what is stated due to changes in market or business conditions.

\*Interest will not accrue for balances of \$1,000.00 or lower

We encourage you to compare the information provided in our statement with the U.S. Bank custody statement. You may access the U.S. Bank custody statement by calling 1-866-343-5516.

StoneCastle Cash Management, LLC is an SEC Registered Investment Advisor. StoneCastle Cash Management, LLC is an affiliate of StoneCastle Partners, LLC, a leading asset management and financial services company dedicated to investing and serving the community banking sector. Performance data shown represents past performance, and is no guarantee of future results. Rates may change without notice. Please read the Terms and Conditions relating to the FICA® program for more complete information and the governing terms of the account. Review your statement for accuracy. If you have any questions regarding your account, contact a FICA® representative. Registration with the SEC does not imply a particular level of skill or training.

PAGE 1 04/27/20 19:21:19  
ACTIVITY BAPN032N  
04/27/20 CC3 PROD

FEDERAL RESERVE BANK PLEDGEE

DISTRB PT J1  
CYCLE DATE 04-27-2020

PLEDGEE: COOKE COUNTY  
100 S. DIXON  
RM. 106

J78M INSTITUTION ID: #J78M

GAINESVILLE TX 76240

HOLDER : 082900432 - SIMMONS PB AR

RESP FRB:H2

ACCOUNT: J78M - \*COOKE COUNTY

CUSIP # TRANSACTION ID

PAR AMOUNT CLOSING

PAR BAL BVF BOOK VALUE

3136B7V40 FNRM CL082EV R19F082 05-25-31

9,972,240.00 0.9750614000 9,723,546.30

0427 QMGBA002 000442 9,972,240.00+

9127962D0 BILL 04/28/20 04-28-20

.00 1.0000000000 .00

0427 QMGBA001 000432 9,210,000.00-



PAGE 1 04/30/20 19:29:21  
HOLDINGS BAPN032N  
CC3 PROD

FEDERAL RESERVE BANK PLEDGEE

DISTRB PT J1  
AS OF CLOSE OF BUSINESS 04-30-2020

PLEDGEE: COOKE COUNTY J7BM INSTITUTION ID: #J7BM  
100 S. DIXON  
RM. 106

GAINESVILLE TX 76240

HOLDER : 082900432 - SIMMONS PB AR

RESP FRB:H2

ACCOUNT: J7BM - \*COOKE COUNTY

CUSIP #

BVF

PAR

BALANCE

BOOK VALUE

313687V40 FNRM CL082EV R19F082 05-25-31

0.9750614000

9,972,240.00 9,723,546.30

3137FR5D9 FERM 4949CD 09/25/38 09-25-38

0.9785149100

500,000.00 489,257.46

SUBTOTAL:

10,472,240.00 10,212,803.76

GRAND TOTAL:

10,472,240.00 10,212,803.76



4 May 2020

COOKE COUNTY  
PATTY BRENNAN  
101 S DIXON ST  
GAINESVILLE, TX 76240-4729

COLLATERAL REPORT as of: 30 April 2020

Pledgee Code: COKC

Demand Deposit Balance: \$7,476,932.58

C.D. Balance \$2,004,100.00

Amount in Excess of FDIC Ins: \$8,981,032.58

Required Pledge Amount: \$9,879,135.84

*See attached detail report for amount and description of securities pledged to account.*

Total Pledged Par Amount: \$10,212,804.00

Total Collateral Market Value\*: \$10,933,026.00

Total Other Collateral: \$ 0.00

*\*Prices were obtained within five (5) days of the date of this report.*

*\*\*FDIC Insurance is calculated by FDIC rules\*\**

- Pricing supplied by various third party sources including INTERACTIVE DATA and BLOOMBERG INFORMATION SERVICES. Certain infrequently traded Municipal Securities may be priced by utilizing a pricing matrix derived from the current Municipal yield curve.*
- Prices provided are indications only, and although derived from sources we believe reliable, they are not considered all-inclusive.*

*All securities are held at Raymond James.*

# Reportfolio

Simmons First National Bank, Pine Bluff, AR  
 Published: 5/1/2020 2:32:44 PM

Management Report  
 Pledged To: COOKE COUNTY

Date: 30-Apr-20  
 Section V-C Page: 157

## Safetkeeping

Code	Cusip	Description	Pool	Moody	Original Face	Pledged	Pledged	Pledged	Pledged
Location	Trans#	Maturity	Coupon	SidPoor	Pledged Percent	Original Face Value	Par Value	Book Value	Market Value
FRSL	3136B7V40	FNR 2019-82 EV			\$11,672,240.00	\$9,972,240.00	\$9,723,546.30	\$10,022,848.75	\$10,414,548.18
	540602202001221	5/25/2031	3.000		85.44%				
FEDERAL RESERVE BANK, ST. AFS									
FRSL	3137FR5D9	FHR 4949 CD			\$20,000,000.00	\$500,000.00	\$489,257.46	\$502,285.49	\$518,477.43
	541265202001310	9/25/2038	3.000		2.50%				
FEDERAL RESERVE BANK, ST. AFS									

2 CMOs - Fixed Rate									
Total Pledged	2 To: COK	COOKE COUNTY				\$10,472,240.00	\$10,212,803.75	\$10,525,134.24	\$10,933,025.60
			\$0.00	Munis with Maturity Under 2 Years	\$0.00	Other securities with Stated Maturity Under 2 Years			
			\$0.00	Munis with Maturity Over 2 Years	\$10,212,803.75	Other securities with Stated Maturity Over 2 Years			

\*\* If no data is shown, then there are no pledges for the current period

COMBINED STATEMENT OF CASH POSITION FOR APRIL

FUND NAME	CHECKING ACCOUNT	CHECKING AMOUNT	TDOA ACCOUNT	TDOA AMOUNT	FUND TOTAL
2020 001 GENERAL	TREAS FUND	3,193,087.08	TEXPOOL LOGIC TEXSTAR STONE CERT DEPOS	6,299,654.60 4,273,239.02 6,581,487.46 2,000,526.91 1,750,000.00	24,098,005.07
2020 011 ROAD & BRIDGE 1	TREAS FUND	366,872.14	TEXPOOL LOGIC TEXSTAR STONE	700,551.14 495,956.96 654,564.76	2,237,945.00
2020 012 ROAD & BRIDGE 2	TREAS FUND	358,549.66	TEXPOOL LOGIC TEXSTAR	365,132.76 237,761.74 269,564.21	1,231,008.37
2020 013 ROAD & BRIDGE 3	TREAS FUND	541,903.99	TEXPOOL LOGIC TEXSTAR	495,895.66 366,300.92 236,254.68	1,640,355.25
2020 014 ROAD & BRIDGE 4	TREAS FUND	379,686.89	TEXPOOL LOGIC TEXSTAR	695,702.46 493,005.96 575,651.19	2,144,046.50
2020 018 CERTZ TIF	TREAS FUND		TEXPOOL LOGIC		
2020 019 FM & LATERAL	TREAS FUND	34,001.16	TEXPOOL LOGIC TEXSTAR	327,314.47 105,861.44 335,167.06	802,344.13
2020 020 TJPC	TREAS FUND	29,313.32	TEXPOOL LOGIC TEXSTAR	13,133.58	42,446.90
2020 021 JUVENILE PROB-ISP	TREAS FUND	7,447.83	TEXPOOL LOGIC TEXSTAR	5,077.59	12,525.42
2020 022 JUVENILE PROBATION	TREAS FUND	16,853.86	TEXPOOL		16,853.86
2020 023 JUVENILE PROB. IV-E	TREAS FUND	100.70	TEXPOOL LOGIC TEXSTAR		100.70
2020 024 JUVENILE DELINQUENCY PREVENTN	TREAS FUND	1,925.72	TEXPOOL LOGIC TEXSTAR		1,925.72
2020 028 ADULT PROBATION	TREAS FUND	18,060.73	TEXPOOL LOGIC TEXSTAR	253,651.40 158,611.41 228,914.07	659,237.61
2020 029 COMMUNITY CORRECTIONS	TREAS FUND	10,984.45	TEXPOOL LOGIC		10,984.45
2020 031 CONTRACT ELECTIONS	TREAS FUND	10,134.67	TEXPOOL		10,134.67

FUND NAME	CHECKING ACCOUNT	CHECKING AMOUNT	TDOA ACCOUNT	TDOA AMOUNT	FUND TOTAL
2020 032 DISTRICT CLERK PRESERVATION	TREAS FUND	3,790.75	TEXPOOL LOGIC TEXSTAR	5,605.99	10,134.67
2020 033 COUNTY/DISTRICT TECHNOLOGY	FTREAS FUND	7,830.62	TEXPOOL LOGIC TEXSTAR	1,607.85	9,396.74
2020 034 COURT REPORTER	TREAS FUND	9,284.16	TEXPOOL LOGIC TEXSTAR	19,423.24	28,707.40
2020 035 PERMANENT IMPROVEMENT	TREAS FUND	136,081.74	TEXPOOL LOGIC TEXSTAR	1,455,747.09 581,303.94 1,470,700.64	3,643,833.41
2020 037 LAW ENFORCEMENT ED	TREAS FUND	11,266.08	TEXPOOL LOGIC TEXSTAR	10,604.12	21,870.20
2020 038 JP TECH	TREAS FUND	25,310.51	TEXPOOL LOGIC TEXSTAR	27,852.64	53,163.15
2020 040 LAW LIBRARY	TREAS FUND	30,508.29	TEXPOOL LOGIC TEXSTAR	116,954.41 26,374.83	173,837.53
2020 041 CC LIBRARY FUND	TREAS FUND	16,257.20	TEXPOOL LOGIC TEXSTAR	28,639.69	76,367.67
2020 042 CC HISTORICAL COMM.	TREAS FUND	3,575.12	TEXPOOL LOGIC TEXSTAR	31,470.78	3,575.12
2020 043 JP COURTHOUSE SECURITY	TREAS FUND	13,007.88	TEXPOOL LOGIC TEXSTAR	5,323.47	28,888.79
2020 044 COURTHOUSE SECURITY	TREAS FUND	29,294.74	TEXPOOL LOGIC TEXSTAR	102,980.43 52,930.69 83,200.47	268,406.33
2020 045 FLOOD DAMAGE	TREAS FUND		TEXPOOL LOGIC		
2020 046 CHAPTER 19	TREAS FUND	523.60-	TEXPOOL		523.60-
2020 047 CC RECORDS MANAGEMENT	TREAS FUND	7,333.52	TEXPOOL	5,000.00-	2,333.52
2020 048 COUNTY RECORDS MANAGEMENT	TREAS FUND	6,399.39	TEXPOOL LOGIC TEXSTAR	19,801.17 55,731.79 16,569.93	98,502.28

FUND NAME	CHECKING ACCOUNT	CHECKING AMOUNT	TDOA ACCOUNT	TDOA AMOUNT	FUND TOTAL
2020 049 CC RECORDS PRESERVATION	TREAS FUND	2,148.77-	TEXPOOL LOGIC TEXSTAR	906.43	474.04-
2020 050 DIST CLERK RECORDS MANAGEMENT	TREAS FUND	17,844.61	TEXPOOL LOGIC TEXSTAR	15,912.85	33,757.46
2020 051 DISTRICT CLERK ARCHIVE	TREAS FUND	20,558.50	TEXPOOL LOGIC TEXSTAR	4,242.94	24,801.44
2020 052 COUNTY CLERK ARCHIVE FEE	TREAS FUND	31,580.51	TEXPOOL LOGIC TEXSTAR	57,742.08	157,390.56
2020 053 CA CHECK COLLECTING	TREAS FUND	1,094.68	TEXPOOL LOGIC TEXSTAR	1,208.88	2,303.56
2020 054 DA CHECK COLLECTING	TREAS FUND	150.34	TEXPOOL		150.34
2020 055 CO ATTY FORFEITURE	TREAS FUND		TEXPOOL LOGIC TEXSTAR	31,866.70	91,113.82
2020 056 DISTRICT ATTY FORFEITURE	TREAS FUND	6,659.55	TEXPOOL LOGIC TEXSTAR	26,374.83	
2020 057 D A SEIZURE FUND	TREAS FUND	124,561.11	TEXPOOL LOGIC TEXSTAR	26,212.74	124,561.11
2020 058 SHERIFF FORFEITURE	TREAS FUND	11,584.95	TEXPOOL LOGIC TEXSTAR	100,558.03	240,399.80
2020 059 JAIL COMMISSARY	TREAS FUND	25,967.61	TEXPOOL LOGIC TEXSTAR	101,881.99	
2020 061 2004 GO REFUNDING DEBT SERVIT	TREAS FUND	164,009.10	TEXPOOL LOGIC TEXSTAR	82,659.07	159,843.95
2020 088 STATE FEES	TREAS FUND	9,982.43	TEXPOOL LOGIC TEXSTAR	51,217.27	
2020 090 OFFICER'S TRUST	TREAS FUND		TEXPOOL		
2020 091 LIBRARY TRUST - LIDDELL	TREAS FUND	914.81	CHRT DEPOS	15,000.00	15,914.81
2020 092 LIBRARY TRUST - ROSENSTEIN	TREAS FUND	141.12	CHRT DEPOS	19,000.00	19,141.12
2020 096 PAYROLL CLEARING	PAYROLL	1,110,845.42	TEXPOOL		1,110,845.42
2020 100 CHILD ABUSE PREVENTION FUND	TREAS FUND	463.66	TEXPOOL		463.66

COMBINED STATEMENT OF CASH POSITION FOR APRIL

FUND NAME	CHECKING ACCOUNT	CHECKING AMOUNT	TDOA ACCOUNT	TDOA AMOUNT	FUND TOTAL
2020 101 PRETRIAL DIVERSION	TREAS FUND	13,720.03	TEXPOOL LOGIC	189,137.56	13,720.03
2020 102 HOTEL OCCUPANCY TAX FUND	TREAS FUND	54,300.44	TEXSTAR	123,533.32	366,971.32
TOTAL		6,880,568.70		33,357,325.15	40,237,893.85

CHECK ACCOUNT

CHECK

ACCOUNT BALANCE - TREAS FUND

5,769,723.28

TOTAL

1,110,845.42

TDOA ACCOUNT

TDOA

ACCOUNT BALANCE - TEXPOOL

11,494,739.14

ACCOUNT BALANCE - LOGIC

7,185,710.27

ACCOUNT BALANCE - TEXSTAR

10,892,348.83

ACCOUNT BALANCE - STONE

2,000,526.91

ACCOUNT BALANCE - CERT DEPOS

1,784,000.00

TOTAL

33,357,325.15



ACCOUNT NAME	BEGINNING CASH BALANCE	CASH RECEIPTS	CASH DISBURSEMENTS	ENDING CASH BALANCE
2020 001 GENERAL	2,132,807.25	2,703,431.84	1,643,152.01	3,193,087.08
CASH - GENERAL FUND	4,802.66	.00	.00	4,802.66
CASH ON HAND	7,296,995.14	2,659.46	1,000,000.00	6,299,654.60
CASH INVESTED - TEXPOOL	4,269,532.73	3,706.29	.00	4,273,239.02
CASH INVESTED - LOGIC	7,578,933.31	2,564.15	1,000,000.00	6,581,497.46
CASH INVESTED - TEXSTAR	2,006,284.00	526.91	6,284.00	2,000,526.91
CASH INVESTED - STONE CASTLE	.00	.00	.00	.00
T-BILLS - INVESTMENTS	1,750,000.00	.00	.00	1,750,000.00
CASH INVESTMENT-CD	25,039,355.09	2,712,888.65	3,649,436.01	24,102,807.73
FUND TOTALS	25,039,355.09	2,712,888.65	3,649,436.01	24,102,807.73

ACCOUNT NAME	BEGINNING CASH BALANCE	CASH RECEIPTS	CASH DISBURSEMENTS	ENDING CASH BALANCE
2020 011 ROAD & BRIDGE 1	452,677.69	22,341.36	88,146.91	386,872.14
CASH - ROAD & BRIDGE # 1	700,289.15	261.99	.00	700,551.14
CASH INVESTED - TEXPOOL	495,526.79	430.17	.00	495,956.96
CASH INVESTED - LOGIC	654,325.57	239.19	.00	654,564.76
CASH INVESTED - TEXSTAR	.00	.00	.00	.00
STONE CASTLE	.00	.00	.00	.00
T-BILL INVESTMENTS	2,302,819.20	23,272.71	88,146.91	2,237,945.00
FUND TOTALS	2,302,819.20	23,272.71	88,146.91	2,237,945.00

ACCOUNT NAME	BEGINNING CASH BALANCE	CASH RECEIPTS	CASH DISBURSEMENTS	ENDING CASH BALANCE
2020 012 ROAD & BRIDGE 2	417,933.84	77,086.94	136,471.12	358,549.66
CASH - ROAD & BRIDGE # 2	364,996.22	136.54	.00	365,132.76
CASH INVESTED - TEXPOOL	237,555.52	206.22	.00	237,761.74
CASH INVESTED - LOGIC	314,458.56	105.65	45,000.00	269,564.21
CASH INVESTED - TEXSTAR	.00	.00	.00	.00
T-BILL INVESTMENTS	1,334,944.14	77,535.35	181,471.12	1,231,008.37
FUND TOTALS	1,334,944.14	77,535.35	181,471.12	1,231,008.37

ACCOUNT NAME	BEGINNING CASH BALANCE	CASH RECEIPTS	CASH DISBURSEMENTS	ENDING CASH BALANCE
2020 013 ROAD & BRIDGE 3	337,963.34	361,500.43	157,559.78	541,903.99
CASH - ROAD & BRIDGE # 3	495,710.22	185.44	.00	495,895.66
CASH INVESTED - TEXPOOL	365,983.23	317.69	.00	366,300.92
CASH INVESTED - LOGIC	426,138.09	116.59	190,000.00	236,254.68
CASH INVESTED - TEXSTAR	.00	.00	.00	.00
T-BILL INVESTMENTS	1,625,794.88	362,120.15	347,559.78	1,640,355.25
FUND TOTALS	1,625,794.88	362,120.15	347,559.78	1,640,355.25

ACCOUNT NAME	BEGINNING CASH BALANCE	CASH RECEIPTS	CASH DISBURSEMENTS	ENDING CASH BALANCE
2020 014 ROAD & BRIDGE 4	375,459.08	141,466.18	137,238.37	379,686.89
CASH - ROAD & BRIDGE # 4	695,442.28	260.18	.00	695,702.46
CASH INVESTED - TEXPOOL	492,578.35	427.61	.00	493,005.96
CASH INVESTED - LOGIC	695,421.73	229.46	120,000.00	575,651.19
CASH INVESTED - TEXSTAR	.00	.00	.00	.00
T-BILL INVESTMENTS	2,258,901.44	142,383.43	257,238.37	2,144,046.50
FUND TOTALS	2,258,901.44	142,383.43	257,238.37	2,144,046.50

ACCOUNT NAME	BEGINNING CASH BALANCE	CASH RECEIPTS	CASH DISBURSEMENTS	ENDING CASH BALANCE
2020 018 CERTZ TIF	.00	.00	.00	.00
CASH - CERTZ TIF	.00	.00	.00	.00
CASH INVESTED	.00	.00	.00	.00
CASH INVESTED - LOGIC	.00	.00	.00	.00
T-BILL INVESTMENT	.00	.00	.00	.00
FUND TOTALS	.00	.00	.00	.00

ACCOUNT NAME	BEGINNING CASH BALANCE	CASH RECEIPTS	CASH DISBURSEMENTS	ENDING CASH BALANCE
2020 019 FM & LATERAL	66,038.08	100,040.28	1.04	34,001.16
CASH - F M & LATERAL	377,176.89	137.58	50,000.00	327,314.47
CASH INVESTED	105,769.63	91.81	.00	105,861.44
CASH INVESTED - LOGIC	385,029.95	137.11	50,000.00	335,167.06
CASH INVESTED - TEXSTAR	.00	.00	.00	.00
FUND TOTALS	66,038.08	100,040.28	1.04	34,001.16

ACCOUNT NAME	BEGINNING CASH BALANCE	CASH RECEIPTS	CASH DISBURSEMENTS	ENDING CASH BALANCE
T-BILL INVESTMENT	602,938.39	100,406.78	100,001.04	602,344.13
FUND TOTALS				

2020 020 TYPE				
CASH - T.J.P.C.	28,376.98	26,586.52	25,650.18	29,313.32
CASH INVESTED - LOGIC	13,128.63	4.95	.00	13,133.58
CASH INVESTED - TEXSTAR	.00	.00	.00	.00
FUND TOTALS	41,505.61	26,591.47	25,650.18	42,446.90

2020 021 JUVENILE PROB-ISP				
CASH - JUVENILE PROBATION	7,442.59	5.24	.00	7,447.83
INVESTMENTS	5,075.72	1.87	.00	5,077.59
CASH INVESTED - LOGIC	.00	.00	.00	.00
CASH INVESTED - TEXSTAR	.00	.00	.00	.00
FUND TOTALS	12,518.31	7.11	.00	12,525.42

2020 022 JUVENILE PROBATION				
CASH - JUV. PROB. DIV	16,826.99	26.87	.00	16,853.86
INVESTMENTS	.00	.00	.00	.00
FUND TOTALS	16,826.99	26.87	.00	16,853.86

2020 023 JUVENILE PROB. IV-E				
CASH - IV-E	100.63	.07	.00	100.70
CASH INVESTED	.00	.00	.00	.00
CASH INVESTED - LOGIC	.00	.00	.00	.00
CASH INVESTED - TEXSTAR	.00	.00	.00	.00
FUND TOTALS	100.63	.07	.00	100.70

2020 024 JUVENILE DELINQUENCY PREVENTN				
CASH - JUVENILE DELINQUENCY PR	1,924.37	1.35	.00	1,925.72
INVESTMENTS	.00	.00	.00	.00
CASH INVESTED - LOGIC	.00	.00	.00	.00
CASH INVESTED - TEXSTAR	.00	.00	.00	.00
FUND TOTALS	1,924.37	1.35	.00	1,925.72

2020 028 ADULT PROBATION				
CASH - ADULT PROBATION	26,565.03	26,962.81	35,467.11	18,060.73
CASH ON HAND	75.00	.00	.00	75.00
CASH INVESTED - TEXPOOL	253,556.49	94.91	.00	253,651.40
CASH INVESTED - LOGIC	158,473.85	137.56	.00	158,611.41
CASH INVESTED - TEXSTAR	228,830.42	83.65	.00	228,914.07
FUND TOTALS	667,500.79	27,278.93	35,467.11	659,312.61

2020 029 COMMUNITY CORRECTIONS				
CASH - COMMUNITY CORRECTI	9,680.14	6,498.00	5,193.69	10,984.45
INVESTMENTS	.00	.00	.00	.00
CASH INVESTED - LOGIC	.00	.00	.00	.00
FUND TOTALS	9,680.14	6,498.00	5,193.69	10,984.45

2020 031 CONTRACT ELECTIONS				
CASH - CONTRACT ELECTIONS	8,724.66	1,410.01	.00	10,134.67
CASH INVESTED - TEXPOOL	.00	.00	.00	.00
CASH INVESTED - LOGIC	.00	.00	.00	.00
FUND TOTALS	8,724.66	1,410.01	.00	10,134.67

2020 032 DISTRICT CLERK PRESERVATION				
CASH - DISTRICT CLERK PRESVATI	244.97	5,230.00	1,194.28	3,790.75

ACCOUNT NAME	BEGINNING CASH BALANCE	CASH RECEIPTS	CASH DISBURSEMENTS	ENDING CASH BALANCE
INVESTMENTS	10,602.40	3.59	5,000.00	5,605.99
CASH INVESTED - LOGIC	.00	.00	.00	.00
CASH INVESTED - TEXSTAR	.00	.00	.00	.00
FUND TOTALS	10,357.43	5,233.59	6,194.28	9,396.74

ACCOUNT NAME	BEGINNING CASH BALANCE	CASH RECEIPTS	CASH DISBURSEMENTS	ENDING CASH BALANCE
INVESTMENTS	7,776.79	53.83	.00	7,830.62
CASH INVESTED - LOGIC	1,607.25	.60	.00	1,607.85
CASH INVESTED - TEXSTAR	.00	.00	.00	.00
FUND TOTALS	9,384.04	54.43	.00	9,438.47

ACCOUNT NAME	BEGINNING CASH BALANCE	CASH RECEIPTS	CASH DISBURSEMENTS	ENDING CASH BALANCE
INVESTMENTS	15,577.25	502.91	6,796.00	9,284.16
CASH INVESTED - LOGIC	19,416.00	7.24	.00	19,423.24
CASH INVESTED - TEXSTAR	.00	.00	.00	.00
FUND TOTALS	34,993.25	510.15	6,796.00	28,707.40

ACCOUNT NAME	BEGINNING CASH BALANCE	CASH RECEIPTS	CASH DISBURSEMENTS	ENDING CASH BALANCE
INVESTMENTS	129,807.06	6,422.28	147.60	136,081.74
CASH INVESTED - PERMANENT IMPROVEM	1,455,202.67	544.42	.00	1,455,747.09
CASH INVESTED - LOGIC	580,799.77	504.17	.00	581,303.94
CASH INVESTED - TEXSTAR	1,470,163.27	537.37	.00	1,470,700.64
STONE CASTLE	.00	.00	.00	.00
T-BILL INVESTMENTS	.00	.00	.00	.00
FUND TOTALS	3,635,972.77	8,008.24	147.60	3,643,833.41

ACCOUNT NAME	BEGINNING CASH BALANCE	CASH RECEIPTS	CASH DISBURSEMENTS	ENDING CASH BALANCE
INVESTMENTS	10,475.74	790.34	.00	11,266.08
CASH INVESTED - LOGIC	10,600.18	3.94	.00	10,604.12
CASH INVESTED - TEXSTAR	.00	.00	.00	.00
FUND TOTALS	21,075.92	794.28	.00	21,870.20

ACCOUNT NAME	BEGINNING CASH BALANCE	CASH RECEIPTS	CASH DISBURSEMENTS	ENDING CASH BALANCE
INVESTMENTS	25,301.68	257.62	248.79	25,310.51
CASH INVESTED - LOGIC	27,842.24	10.40	.00	27,852.64
CASH INVESTED - TEXSTAR	.00	.00	.00	.00
FUND TOTALS	53,143.92	268.02	248.79	53,163.15

ACCOUNT NAME	BEGINNING CASH BALANCE	CASH RECEIPTS	CASH DISBURSEMENTS	ENDING CASH BALANCE
INVESTMENTS	30,059.94	931.35	483.00	30,508.29
CASH INVESTED	116,910.66	43.75	.00	116,954.41
CASH INVESTED - LOGIC	26,351.97	22.86	.00	26,374.83
CASH INVESTED - TEXSTAR	.00	.00	.00	.00
FUND TOTALS	173,322.57	997.96	483.00	173,837.53

ACCOUNT NAME	BEGINNING CASH BALANCE	CASH RECEIPTS	CASH DISBURSEMENTS	ENDING CASH BALANCE
INVESTMENTS	16,472.63	117.70	333.13	16,257.20
CASH INVESTED	28,628.99	10.70	.00	28,639.69
CASH INVESTED - LOGIC	.00	.00	.00	.00
CASH INVESTED - TEXSTAR	31,459.28	11.50	.00	31,470.78
T-BILL INVESTMENTS	.00	.00	.00	.00
FUND TOTALS	76,560.90	139.90	333.13	76,367.67

ACCOUNT NAME	BEGINNING CASH BALANCE	CASH RECEIPTS	CASH DISBURSEMENTS	ENDING CASH BALANCE
INVESTMENTS	3,572.61	2.51	.00	3,575.12
CASH INVESTED	.00	.00	.00	.00
FUND TOTALS	3,572.61	2.51	.00	3,575.12

ACCOUNT NAME	BEGINNING CASH BALANCE	CASH RECEIPTS	CASH DISBURSEMENTS	ENDING CASH BALANCE
--------------	------------------------	---------------	--------------------	---------------------

2020 043 JP COURTHOUSE SECURITY	12,942.92	64.96	00	13,007.88
CASH INVESTED	5,321.47	2.00	00	5,323.47
CASH INVESTED - LOGIC	00	00	00	00
CASH INVESTED - TEXSTAR	10,553.59	3.85	00	10,557.44
FUND TOTALS	28,917.98	70.81	00	28,887.17

2020 044 COURTHOUSE SECURITY	28,078.95	1,215.79	00	29,294.74
CASH INVESTED	102,941.96	38.47	00	102,980.43
CASH INVESTED - LOGIC	52,884.79	45.90	00	52,930.69
CASH INVESTED - TEXSTAR	83,178.08	30.39	00	83,208.47
FUND TOTALS	267,075.78	1,330.55	00	268,406.33

2020 045 FLOOD DAMAGE	00	00	00	00
CASH INVESTED - FLOOD DAMAGE	00	00	00	00
CASH INVESTED - TEXPOOL	00	00	00	00
CASH INVESTED - LOGIC	00	00	00	00
FUND TOTALS	00	00	00	00

2020 046 CHAPTER 19	389.68	00	133.92*	523.60-
CASH - CHAPTER 19	00	00	00	00
INVESTMENTS	389.68-	00	00	389.68-
FUND TOTALS	389.68-	00	133.92-	523.60-

2020 047 CC RECORDS MANAGEMENT	2,330.75	5,002.77	00	7,333.52
CASH - CC RECORDS MANAGEMENT	00	00	5,000.00-	5,000.00-
INVESTMENTS - TEXPOOL	2,330.75	5,002.77	00	2,333.52
FUND TOTALS	2,330.75	5,002.77	5,000.00-	2,333.52

2020 048 COUNTY RECORDS MANAGEMENT	10,440.75	556.01	4,597.37-	6,399.39
CASH - RECORDS MANAGEMENT	19,794.10	7.07	00	19,801.17
CASH INVESTED - TEXPOOL	55,683.48	48.34	00	55,731.82
CASH INVESTED - LOGIC	16,563.89	6.04	00	16,569.93
CASH INVESTED - TEXSTAR	102,482.19	617.46	4,597.37-	98,502.28
FUND TOTALS	10,440.75	556.01	4,597.37-	6,399.39

2020 049 CC RECORDS PRESERVATION	10,007.77-	7,859.00	00	2,148.77-
CASH - RECORDS PRESERVATI	906.13	00	00	906.13
CASH INVESTED - TEXPOOL	00	00	00	00
CASH INVESTED - LOGIC	768.01	00	00	768.01
CASH INVESTED - TEXSTAR	8,333.63-	7,859.59	00	474.04-
FUND TOTALS	10,007.77-	7,859.00	00	2,148.77-

2020 050 DIST. CLERK RECORDS MANAGEMENT	18,445.41	188.94	789.74-	17,844.61
CASH - D C RECORDS MANAGEMENT	15,906.91	5.94	00	15,912.85
CASH INVESTED	00	00	00	00
CASH INVESTED - LOGIC	00	00	00	00
CASH INVESTED - TEXSTAR	34,352.32	194.88	789.74-	33,757.46
FUND TOTALS	18,445.41	188.94	789.74-	17,844.61

2020 051 DISTRICT CLERK ARCHIVE	20,399.09	159.41	00	20,558.50
DISTRICT CLERK ARCHIVE	4,241.42	1.52	00	4,242.94
INVESTMENTS	00	00	00	00
CASH INVESTED - LOGIC	00	00	00	00

ACCOUNT NAME	BEGINNING CASH BALANCE	CASH RECEIPTS	CASH DISBURSEMENTS	ENDING CASH BALANCE
2020 052 COUNTY CLERK ARCHIVE FEE				
CASH - RECORDS ARCHIVE INVESTMENTS	37,346.32	7,474.19	13,240.00	31,580.51
CASH INVESTED - LOGIC	57,720.51	21.57	.00	57,742.08
CASH INVESTED - LOGIC	26,351.97	22.86	.00	26,374.83
CASH INVESTED - TEXSTAR	41,627.89	15.25	.00	41,643.14
FUND TOTALS	163,096.69	7,533.87	13,240.00	157,390.56
2020 053 CA CHECK COLLECTING				
CASH - CHECK COLLECTING & INVESTMENTS	1,066.41	135.00	106.73	1,094.68
CASH INVESTED - LOGIC	1,208.39	.49	.00	1,208.88
CASH INVESTED - LOGIC	.00	.00	.00	.00
CASH INVESTED - TEXSTAR	.00	.00	.00	.00
FUND TOTALS	2,274.80	135.49	106.73	2,303.56
2020 054 DA CHECK COLLECTING				
CASH - DA CHECK COLLECTING	150.34	.00	.00	150.34
CASH INVESTED	.00	.00	.00	.00
FUND TOTALS	150.34	.00	.00	150.34
2020 055 CO ATTY FORFEITURE				
FUND TOTALS	.00	.00	.00	.00
2020 056 DISTRICT ATTY FORFEITURE				
CASH - P.A. FORFEITURE FU	6,904.80	4.75	250.00	6,659.55
CASH INVESTED - TEXPOOL	31,854.77	11.93	.00	31,866.70
CASH INVESTED - LOGIC	26,351.97	22.86	.00	26,374.83
CASH INVESTED - TEXSTAR	26,203.15	9.59	.00	26,212.74
FUND TOTALS	91,314.69	49.13	250.00	91,113.82
2020 057 D A SEIZURE FUND				
CASH - SEIZURE-LAW INVESTMENTS	123,412.11	1,149.00	.00	124,561.11
FUND TOTALS	123,412.11	1,149.00	.00	124,561.11
2020 058 SHERIFF FORFEITURE				
CASH - SHERIFF FORFEITURE INVESTMENTS	12,696.52	5,008.43	6,120.00	11,584.95
CASH INVESTED - LOGIC	105,518.88	39.15	5,000.00	100,558.03
CASH INVESTED - TEXSTAR	26,351.97	22.86	.00	26,374.83
CASH INVESTED - TEXSTAR	101,844.75	37.24	.00	101,881.99
FUND TOTALS	246,412.12	5,107.68	11,120.00	240,399.80
2020 059 JAIL COMMISSARY				
CASH - JAIL COMMISSARY	26,736.71	417.49	1,186.59	25,967.61
CASH INVESTED - TEXPOOL	82,628.15	30.92	.00	82,659.07
CASH INVESTED - LOGIC	.00	.00	.00	.00
CASH INVESTED - TEXSTAR	51,198.55	18.72	.00	51,217.27
FUND TOTALS	160,563.41	467.13	1,186.59	159,843.95
2020 061 2004 GO REPUNING DEBT SERVICE				
CASH - 2004 GO REPUNING D/S	156,153.10	8,014.14	158.14	164,009.10
CASH INVESTED - TEXPOOL	55,690.72	20.82	.00	55,711.54
CASH INVESTED - LOGIC	259,282.00	225.08	.00	259,507.08
CASH INVESTED - TEXSTAR	47,006.91	17.19	.00	47,024.10
T-BILL INVESTMENTS	.00	.00	.00	.00

ACCOUNT NAME	BEGINNING CASH BALANCE	CASH RECEIPTS	CASH DISBURSEMENTS	ENDING CASH BALANCE
2020 088 STATE FEES				
CASH - STATE FEES	124,197.96	44,640.81	158,856.34-	9,982.43
CASH INVESTED	19,132.85	6.45	10,000.00-	9,139.30
CASH INVESTED - LOGIC	.00	.00	.00	.00
CASH INVESTED - TEXSTAR	15,900.18	5.10	10,000.00-	5,905.28
FUND TOTALS	159,230.99	44,652.36	178,856.34-	25,027.01
2020 090 OFFICER'S TRUST				
CASH-OFFICERS TRUST	.00	.00	.00	.00
CASH INVESTED	.00	.00	.00	.00
CASH INVESTED - LOGIC	.00	.00	.00	.00
FUND TOTALS	.00	.00	.00	.00
2020 091 LIBRARY TRUST - LIDDELL				
CASH-LIBRARY TRUST/LIDDELL	843.35	71.46	.00	914.81
CD INVESTMENT	15,000.00	.00	.00	15,000.00
FUND TOTALS	15,843.35	71.46	.00	15,914.81
2020 092 LIBRARY TRUST - ROSENSTEIN				
CASH-LIBRARY TRUST/ROSENSTEIN	141.03	.09	.00	141.12
CD INVESTMENT	19,000.00	.00	.00	19,000.00
FUND TOTALS	19,141.03	.09	.00	19,141.12
2020 098 PAYROLL CLEARING				
CASH - PAYROLL CLEARING	.00	1,110,845.42	.00	1,110,845.42
INVESTMENTS	.00	.00	.00	.00
FUND TOTALS	.00	1,110,845.42	.00	1,110,845.42
2020 100 CHILD ABUSE PREVENTION FUND				
CASH-CHILD ABUSE PREVENTION	463.34	.32	.00	463.66
CASH INVESTED	.00	.00	.00	.00
FUND TOTALS	463.34	.32	.00	463.66
2020 101 PRETRIAL DIVERSION				
CASH-PRETRIAL DIVERSION	13,720.03	.00	.00	13,720.03
CASH INVESTED	.00	.00	.00	.00
CASH INVESTED - LOGIC	.00	.00	.00	.00
FUND TOTALS	13,720.03	.00	.00	13,720.03
2020 102 HOTEL OCCUPANCY TAX FUND				
CASH - HOTEL OCCUPANCY TAX	38,042.46	16,257.98	.00	54,300.44
CASH INVESTED - TEXPOOL	189,066.79	70.77	.00	189,137.56
CASH INVESTED - LOGIC	.00	.00	.00	.00
CASH INVESTED - TEXSTAR	123,488.21	45.11	.00	123,533.32
FUND TOTALS	350,597.46	16,373.86	.00	366,971.32
GRAND TOTALS	40,456,247.36	4,706,329.99	4,919,805.84-	40,242,771.51