



**Patty Brennan**  
Cooke County Treasurer  
101 S. Dixon  
Gainesville, TX 76240

Telephone: 940-668-5424

Fax: 940-668-5480

Hon. Jason Brinkley  
Cooke County Judge  
101 S. Dixon  
Gainesville, TX 76240

October 4, 2019

Dear Judge Brinkley,

In accordance with Section 2256.023 of the Local Government code, please find attached hereto my Treasurer's Quarterly Investment Report for the period of July-September, 2019 for the consideration and approval of the Cooke County Commissioners' Court.

I request that the report be placed on the agenda for the October 28, 2019 Commissioner's Court meeting.

Respectfully,

Patty Brennan  
Cooke County Treasurer, CIO

**COOKE COUNTY TREASURER'S INVESTMENT REPORT TOTALS**  
**JULY-SEPTEMBER (4TH QUARTER 2019)**

**Pledges**

Pledged Securities for Prosperity Bank	334,818.84
Pledged Securities for Landmark Bank	7,495,072.71
<b>TOTAL PLEDGED</b>	<b><u>7,829,907.55</u></b>

**Interest Earned**

Checking account at Landmark Bank	5,439.29
CD's	7,720.82
Stone Castle FICA Account	10,323.72
Tex-Pool	63,723.64
Tex-Star	62,172.56
Logic	34,331.52
<b>TOTAL INTEREST EARNED</b>	<b><u>183,711.55</u></b>

**Account Balances**

Checking account at Landmark Bank	2,761,007.95
CD's	1,784,000.00
Stone Castle FICA Account	2,003,082.87
Tex-Pool	10,898,624.94
Tex-Star	10,331,310.53
Logic	5,830,250.88
<b>TOTAL TREASURER'S FUND</b>	<b><u>33,608,277.17</u></b>

**COOKE COUNTY TREASURER'S INVESTMENT REPORT  
 PLEDGE SECURITY LISTING FOR JULY-SEPTEMBER (4TH QTR 2019)**

**PROSPERITY**

CUSIP #	DATE	DESCRIP	FACE	MATURITY	BOOK	MARKET
3128MBNA1	JULY-2019	FHLM G12885	157,950.00	6/1/2021	885.99	893.00
314OG5S8	JULY-2019	FNMA 889257	105,405.00	4/1/2021	483.73	488.16
3128MMQX4	JULY-2019	FHLMC G18469	212158.00	6/1/2028	86,895.09	86,192.16
					<b>88,264.81</b>	<b>87,573.32</b>
		FDIC INS				250,000.00
		JUL-TOTAL				<b>337,573.32</b>
SAME	AUG-2019	SAME	SAME	SAME	766.61	772.46
SAME	AUG-2019	SAME	SAME	SAME	431.60	435.47
SAME	AUG-2019	SAME	SAME	SAME	85,519.86	85,609.42
					<b>86,718.07</b>	<b>86,817.35</b>
		FDIC INS				250,000.00
		AUG-TOTAL				<b>336,817.35</b>
SAME	SEPT-2019	SAME	SAME	SAME	662.00	665.90
SAME	SEPT-2019	SAME	SAME	SAME	383.29	386.36
SAME	SEPT-2019	SAME	SAME	SAME	83,954.68	83,766.58
					<b>84,999.97</b>	<b>84,818.84</b>
		FDIC INS				250,000.00
		SEPT-TOTAL				<b>334,818.84</b>

**COOKE COUNTY TREASURER'S INVESTMENT REPORT**  
**PLEDGE SECURITY LISTING FOR JULY-SEPTEMBER (4TH QTR 2019)**  
**LANDMARK**

CUSIP #	DATE	DESCRIPTION	ORIGINAL FACE	MATURITY	BOOK VALUE	MARKET VALUE
3133EJQC6	JULY-2019	FED FARM CR BK	400,000.00,	2/25/2020	400016.43	399,944.00
3130A1XJ2	JULY-2019	FED HOME LN BK	800000.00	6/14/2024	821808.40	835,440.00
3130A5R35	JULY-2019	FED HOME LN BK	400000.00	6/13/2025	412547.68	420,108.00
3130A5R35	JULY-2019	FED HOME LN BK	100000.00	6/13/2025	102417.78	105,027.00
3133X8L34	JULY-2019	FED HOME LN BK	2,000,000.00	9/9/2024	2291059.64	2,335,560.00
33133XDVS7	JULY-2019	FED HOME LN BK	700,000.00	12/11/2020	730061.44	730,219.01
31300LVH5	JULY-2019	FHLMC ARM POO#848716	200,000.00	1/1/2037	40462.21	40,161.51
3133TTX48	JULY-2019	FHLMC REMIC SER2326ZQ	300,000.00	6/15/2031	26038.12	26,221.41
3136ACLE9	JULY-2019	FNM13025BD	1,400,000.00	3/25/2033	516082.71	521,502.30
3136ACU25	JULY-2019	FNM13015DC	500,000.00	3/25/2033	193722.44	195,400.59
3136AKJK0	JULY-2019	FNRM CL041CM	1,000,000.00	6/25/2040	411549.97	420,168.04
3137B1CT7	JULY-2019	FHL4195LH	600,000.00	12/15/2031	201282.54	198,738.53
31392WB41	JULY-2019	FHL2512PG	400,000.00	10/15/2022	33742.32	33,409.06
31394H2Q3	JULY-2019	FHL2662DH	1,200,000.00	8/15/2023	323232.95	322,636.87
31395HVM9	JULY-2019	FHL2896BZ	200,000.00	11/15/2034	182196.61	182,608.42
38374F2L7	JULY-2019	GNM04024ZM	700,000.00	4/20/2034	531117.35	528,964.32
FDIC INS			10500000.00		7217338.59	7,296,109.06
						250,000.00
Jul-19						7,546,109.06
3133EJQC6	AUG-2019	FED FARM CR BK	400,000.00,	2/25/2020	400000.00	399,952.00
3130A1XJ2	AUG-2019	FED HOME LN BK	800000.00	6/14/2024	821451.48	850,952.02
3130A5R35	AUG-2019	FED HOME LN BK	400000.00	6/13/2025	412379.26	426,836.00
3130A5R35	AUG-2019	FED HOME LN BK	100000.00	6/13/2025	102385.33	106,709.00
3133X8L34	AUG-2019	FED HOME LN BK	2,000,000.00	9/9/2024	2286617.16	2,361,779.94
33133XDVS7	AUG-2019	FED HOME LN BK	700,000.00	12/11/2020	728239.21	731,051.98
31300LVH5	AUG-2019	FHLMC ARM POO#848716	200,000.00	1/1/2037	36783.30	36,456.46
3133TTX48	AUG-2019	FHLMC REMIC SER2326ZQ	300,000.00	6/15/2031	25642.69	25,891.90
3136ACLE9	AUG-2019	FNM13025BD	1,400,000.00	3/25/2033	509824.11	522,378.56
3136ACU25	AUG-2019	FNM13015DC	500,000.00	3/25/2033	190021.40	194,580.82
3136AKJK0	AUG-2019	FNRM CL041CM	1,000,000.00	6/25/2040	407291.33	420,239.33
3137B1CT7	AUG-2019	FHL4195LH	600,000.00	12/15/2031	193484.31	197,387.74
31392WB41	AUG-2019	FHL2512PG	400,000.00	10/15/2022	32257.47	32,055.52
31394H2Q3	AUG-2019	FHL2662DH	1,200,000.00	8/15/2023	310930.05	311,721.63
31395HVM9	AUG-2019	FHL2896BZ	200,000.00	11/15/2034	180015.42	183,880.16
38374F2L7	AUG-2019	GNM04024ZM	700,000.00	4/20/2034	522573.9	527,568.81
			9,600,000.00		7159896.42	7,329,441.87
AUG-19						250,000.00
						7,579,441.87

**COOKE COUNTY TREASURER'S INVESTMENT REPORT  
 PLEDGE SECURITY LISTING FOR JULY-SEPTEMBER (4TH QTR 2019)  
 LANDMARK**

CUSIP #	DATE	DESCRIPTION	ORIGINAL FACE	MATURITY	BOOK VALUE	MARKET VALUE
3133EJQC6	SEPT-2019	FED FARM CR BK	400,000.00,	2/25/2020	400000.00	399,959.99
3130A1XJ2	SEPT-2019	FED HOME LN BK	800000.00	6/14/2024	821109.26	844,656.01
3130A5R35	SEPT-2019	FED HOME LN BK	400000.00	6/13/2025	412217.88	425,471.98
3130A5R35	SEPT-2019	FED HOME LN BK	100000.00	6/13/2025	102354.35	106,368.00
3133X8L34	SEPT-2019	FED HOME LN BK	2,000,000.00	9/9/2024	2282258.61	2,349,779.96
33133XDVS7	SEPT-2019	FED HOME LN BK	700,000.00	12/11/2020	726479.69	727,929.99
31300LVH5	SEPT-2019	FHLMC ARM POO#848716	200,000.00	1/1/2037	35448.42	35,357.62
3133TTX48	SEPT-2019	FHLMC REMIC SER2326ZQ	300,000.00	6/15/2031	25190.63	25,409.73
3136ACLE9	SEPT-2019	FNM13025BD	1,400,000.00	3/25/2033	498750.45	508,737.90
3136ACU25	SEPT-2019	FNM13015DC	500,000.00	3/25/2033	186119.32	189,666.58
3136AKJK0	SEPT-2019	FNRM CLO41CM	1,000,000.00	6/25/2040	400387.78	411,759.54
3137B1CT7	SEPT-2019	FHL4195LH	600,000.00	12/15/2031	188522.81	190,732.15
31392WB41	SEPT-2019	FHL2512PG	400,000.00	10/15/2022	30887.25	30,691.91
31394H2Q3	SEPT-2019	FHL2662DH	1,200,000.00	8/15/2023	300434.92	300,907.13
31395HVM9	SEPT-2019	FHL2896BZ	200,000.00	11/15/2034	178134.87	180,583.23
38374F2L7	SEPT-2019	GNM04024ZM	700,000.00	4/20/2034	514937.32	517,060.99
FDIC INS			10500000.00		7103233.56	7,245,072.71
						250,000.00
	Sep-19					7,495,072.71

PRIOR MONTH ENDING BANK STATEMENT BALANCE \$3,836,329.29 217  
 CLEARED DEPOSITS \$1,505,485.73 3  
 CLEARED ADDITIONS \$105,009.63 471  
 CLEARED CHECKS \$2,561,084.76- 4  
 CLEARED DEDUCTIONS \$24,731.94- 4

CURRENT MONTH ENDING BANK STATEMENT BALANCE \$2,761,007.95

CURRENT MONTH ENDING BANK STATEMENT BALANCE \$2,761,007.95 8  
 OUTSTANDING DEPOSITS \$12,671.05  
 OUTSTANDING ADDITIONS \$ .00  
 OUTSTANDING CHECKS \$452,969.67- 504  
 OUTSTANDING DEDUCTIONS \$ .00

RECONCILED BOOK BALANCE \$2,320,709.33

ENDING STATEMENT DATE 09/30/2019 CLERK: PB

**COOKE COUNTY  
 C.D. INVESTMENTS  
 QUARTERLY REPORT  
 JULY-SEPTEMBER-4<sup>TH</sup> QTR 2019)**

**LANDMARK BANK**

<u>C.D.#</u>	<u>PURCHASED</u>	<u>PRINCIPAL</u>	<u>MAT. DATE</u>	<u>INTEREST</u>
Gen/4170808341	May 26, 2019	500,000.00	May 26, 2020	2,949.04 @ 2.34%
Gen/4170808333	May 26, 2019	500,000.00	May 26, 2020	2,949.04 @ 2.34%
Library-Liddell 7822	Jan 17, 2019	7,500.00	Jan 17, 2021	35.53 @ 1.90%
Library-Liddell 7830	Jan 17, 2019	7,500.00	Jan 17, 2021	35.54 @ 1.90%
Library-Rosenstein 5099	Sept 12, 2017	11,000.00	Dec 12, 2020	29.11 @ 1.05%
Library-Rosenstein 5198	Dec 16, 2017	8,000.00	Mar 16, 2021	21.17 @ 1.05%

**PROSPERITY BANK**

<u>C.D.#</u>	<u>PURCHASED</u>	<u>PRINCIPAL</u>	<u>MAT. DATE</u>	<u>INTEREST</u>
14401708	Sept 17, 2017	250,000.00	Sept 17, 2019	567.13 @ .90%

**THE FIRST STATE BANK**

<u>C.D.#</u>	<u>PURCHASED</u>	<u>PRINCIPAL</u>	<u>MAT. DATE</u>	<u>INTEREST</u>
17445	Sept 17, 2017	250,000.00	Sept 17, 2019	567.13 @ .90%

**MUENSTER STATE BANK**

<u>C.D.#</u>	<u>PURCHASED</u>	<u>PRINCIPAL</u>	<u>MAT. DATE</u>	<u>INTEREST</u>
2129	Sept 17, 2017	250,000.00	Sept 17, 2019	567.13 @ .90%

**TOTAL INTEREST EARNED: \$7,720.82**

COOKE COUNTY  
QUARTERLY REPORT  
JULY-SEPTEMBER  
(4TH QTR 2019)

STONE CASTLE FICA ACCOUNT

Account#: ... ..4900

Principal: \$2,000,000.00

Avg. Net APY: 2.05 %

Net Interest Earned: **\$10,323.72**



**Cooke County**

Attn: Patty Brennan  
101 S. Dixon Street  
Gainesville, TX 76240

**Depositor Statement**

September 1, 2019 - September 30, 2019

Account #: 104791304900

**Account at-a-Glance**

Beginning Balance	2,010,981.70
+ Net Deposits	-10,981.70
+ Net Accrued Interest <sup>2</sup>	3,082.87
Ending Balance	2,003,082.87
Days In Period <sup>4</sup>	30
Average Daily Balance <sup>5</sup>	2,005,490.85
Net APR This Period <sup>6</sup>	1.8703%
Available Balance <sup>7</sup>	2,000,000.00

**Depositor Information**

Website: [www.ficaaccount.com](http://www.ficaaccount.com)  
Support Center: (866) 343-5516

**Account Transactions**

Description	Date	Amount(USD\$)
Withdrawal	2019-09-16	-10,981.70

**Insured Depository Detail**

Depository Bank	FDIC Cert #	Balance(USD\$)
1st National Bank	6646	41.83
Admirals Bank	27015	120.57
Allegiance Bank Texas	58629	1,228.20
Alma Bank	58424	282.32
American National Bank	19300	6,082.81
American Pride Bank	58584	10.27
Ameris Bank	20504	3,968.76
Anstaff Bank	3869	99.84
Associated Bank National Association	5296	913.84
Axiom Bank, National Association	31390	632.17
Banc of California, National Association	35498	56,049.80
BancCentral National Association	4033	109.55
Bank Leumi USA	19842	10.26
Bank of China - New York Branch	33653	46,531.20
Bank of England	13303	514.90
Bank of Fayette County	10308	54.85
Bank of Missouri	1617	11,624.11
Bank of New England	24540	701.24
Bank of the Ozarks	110	2,952.78

**Cooke County**

Attn: Patty Brennan  
101 S. Dixon Street  
Gainesville, TX 76240

**Depositor Statement**

September 1, 2019 - September 30, 2019

Account #: 104791304900

Depository Bank	FDIC Cert#	Balance(USD\$)
Bank3	15205	727.95
BankUnited National Association	58979	1,907.40
Bankwell Bank	57368	4,326.07
Bar Harbor Bank & Trust	11971	3,869.74
Bennington State Bank	16402	56.11
Berkshire Bank	23621	428.34
Blue Ridge Bank, National Association	35274	254.07
Brunswick State Bank	13692	563.06
Busey Bank	16450	15.75
CBank	58434	88.00
CIBM Bank	11729	2,609.78
Cadence Bank N.A.	4999	978.83
Camden National Bank	4255	31,798.58
Campbell County Bank Inc.	16161	34.75
CapStar Bank	58823	4,250.90
Capital Bank National Association	35278	16.32
Capital One National Association	4297	3,482.93
Cedar Rapids Bank and Trust Company	57244	2,979.15
Cedar Rapids State Bank	18820	59.95
Centennial Bank	11241	785.04
CenterState Bank of Florida National Associat	33555	54,478.56
Central Bank	1756	463.79
Chemical Bank	1003	292.10
Cherokee State Bank	951	21.64
Chisholm Trail State Bank	21955	17.35
CiVista Bank	12982	17,859.74
Citibank N.A.	7213	4,477.58
Citizens Bank	14851	1,107.55
Citizens National Bank of Bluffton	6531	1,568.42
CommerceWest Bank	57176	1,047.48
Commercial Bank of Nelson	12246	83.71
ConnectOne Bank	57919	20,877.69
Cornerstone Bank	5635	40.87
Cornerstone Bank	90282	57.62
Cornerstone Community Bank	58411	55.18
Covenant Bank	58502	1,051.78
Customers Bank	34444	280.17
Dedham Institution for Savings	23620	3,287.16
Dime Bank	9888	263.74
Dime Savings Bank of Williamsburgh	16012	13,932.49
Eagle Bank	90191	16.45
EagleBank	34742	10,344.38
Elderton State Bank	12985	27.19
Equity Bank	25858	15,629.91
Evergreen Bank Group	35230	3,621.99
Exchange Bank and Trust Company	13366	733.39
Farmers & Merchants Savings Bank	10492	311.78
Farmers Trust and Savings Bank	12858	255.20
Farmers Trust and Savings Bank	14195	131.83

Cooke County

Attn: Patty Brennan  
101 S. Dixon Street  
Gainesville, TX 76240

## Depositor Statement

September 1, 2019 - September 30, 2019

Account #: 104791304900

Depository Bank	FDIC Cert#	Balance(USD\$)
Farmers and Merchants State Bank of	1599	411.28
Fayette Savings Bank SSB	31936	66.93
Federal Savings Bank	35518	45.54
Fifth Third Bank	6672	73,700.26
First Bank	58481	13,826.91
First Carolina Bank	35530	46,848.25
First Central Savings Bank	34969	16.33
First Commercial Bank	57069	12.13
First Community Bank of Bedford County	27211	5,646.15
First Community Bank of Western Kentucky	14735	148.59
First County Bank	18204	95.77
First Credit Bank	24332	428.58
First Federal Community Bank National Associa	29787	23.36
First Financial Bank	28905	192.40
First International Bank & Trust	10248	84.45
First Internet Bank of Indiana	34607	3,211.29
First Merchants Bank National Association	4365	3,167.50
First N.A.	4256	1,344.17
First National Bank	14712	19.27
First National Bank of Michigan	58259	26,427.82
First National Bank of Mifflintown	7613	153.96
First National Bank of Oklahoma	4211	63.88
First National Bank of Pennsylvania	7888	78,573.57
First Savings Bank Northwest	29058	4,432.54
First Sentinel Bank	31928	424.88
First State Bank	13622	231.17
First State Bank	11634	15.69
First State Bank of DeQueen	21805	807.12
First Virginia Community Bank	58696	69.03
First Western Trust Bank	57607	44.06
Flagship Community Bank	58113	151.91
Fort Jennings State Bank	13209	40.33
Franklin Savings Bank	19836	122.99
Franklin Synergy Bank	58714	82,047.69
Freedom National Bank	57254	208.63
GBC International Bank	22366	452.12
Georgia Banking Company	57071	10,132.87
Gold Coast Bank	58654	359.68
Grand Ridge National Bank	3674	294.06
Great Midwest Bank SSB	29657	340.39
Great Western Bank	15289	22,483.69
Guaranty Bank	28670	2,297.30
Happy State Bank	10359	52.68
Hardin County Bank	20993	407.97
Hawthorn Bank	10619	230.59
Hiawatha Bank and Trust Company	34488	69.96
High Plains Bank	418	230.94
Hinsdale Bank & Trust Company	33849	11.15
Home Exchange Bank	8884	407.16

**Cooke County**

Attn: Patty Brennan  
 101 S. Dixon Street  
 Gainesville, TX 76240

**Depositor Statement**

September 1, 2019 - September 30, 2019

Account #: 104791304900

Depository Bank	FDIC Cert#	Balance(USD\$)
Horizon Bank National Association	4360	748.83
IBERJABANK	28100	96,954.99
Idaho First Bank	58095	10.34
Independent Bank	3076	82,952.24
Inland Bank and Trust	22444	89.21
International City Bank National Association	25648	10,358.66
Investar Bank	58316	97,805.36
Ion Bank	18198	2,342.12
Iowa State Bank	950	85.73
Israel Discount Bank of New York	19977	243,196.49
Katahdin Trust Company	12874	10,521.68
Kennett National Bank	18879	29.31
Lake City Bank	13102	1,861.90
Landmark Community Bank	34982	531.72
Landmark National Bank	5826	321.34
Lead Bank	8283	335.67
Lee Bank	33645	127.42
Legends Bank	34936	147.98
Lewis & Clark Bank	58428	131.25
Lincoln Park Savings Bank (MHC)	28963	13.69
MINT National Bank	58764	45.56
MainStreet Bank	57742	947.57
Manufacturers Bank	18618	152.74
Mascoma Savings Bank	18013	356.04
Meramec Valley Bank	19200	112.57
Merchants & Planters Bank	16464	722.78
Merchants Bank of Indiana	8056	31,537.16
Meridian Bank	57777	28,626.81
MetaBank	30776	244.42
Metro Phoenix Bank	58402	17.59
Metropolitan National Bank	34699	844.85
Mid America Bank	11459	37.53
Mid Penn Bank	9889	5,834.73
Middlefield Banking Company	13716	95.42
Midwest Bank National Association	13255	393.30
Morris Bank	17910	30.94
MutualBank	27744	22.14
NebraskaLand National Bank	34811	295.41
NewBank	58203	69.80
NexBank SSB	29209	1,036.56
North Side Bank and Trust Company	9457	12.34
Northern Bank & Trust Company	18266	125.31
Northstar Bank	57097	60.02
Ohio Valley Bank Company	384	496.57
OneUnited Bank	23966	30.44
Open Bank	57944	31,992.43
Pacific Coast Bankers Bank	34252	192.11
Pacific Enterprise Bank	58415	1,122.67
Pacific Mercantile Bank	34940	3,299.39

**Cooke County**

Attn: Patty Brennan  
101 S. Dixon Street  
Gainesville, TX 76240

**Depositor Statement**

September 1, 2019 - September 30, 2019

Account #: 104791304900

Depository Bank	FDIC Cert#	Balance(USD\$)
Park National Bank	6653	16.64
Peapack-Gladstone Bank	11035	20.45
Peoples Bank	9489	20.88
Peoples Bank of Kentucky Inc.	16970	36,792.72
Piedmont Bank	58374	87.83
Pilot Bank	27045	188.24
Pinnacle Bank	10634	56.88
Pioneer Bank SSB	58577	157.16
Prairie State Bank and Trust	27362	1,397.33
Premier Bank	34384	2,727.69
Prime Alliance Bank	57920	183.61
PrimeSouth Bank	5694	32.82
Progress Bank and Trust	58719	73,510.51
PromiseOne Bank	58657	5,501.39
Providence Bank	1643	697.01
Provident Bank	90141	34.56
Reading Co-operative Bank	26620	1,066.41
Regent Bank	4160	243.70
Relyance Bank National Association	19371	87.83
RiverBend Bank	26708	76.71
RiverWood Bank	27932	192.30
Royal Savings Bank	28068	2,176.93
Salem Co-operative Bank	27824	22.45
Sandy Spring Bank	4865	9,516.01
Savoy Bank	58641	730.63
Seaside National Bank & Trust	58328	41.31
Seattle Bank	35139	28.57
Security Bank	5424	908.16
Security Bank and Trust Company	9172	640.12
Security First Bank	5415	973.56
Security State Bank	485	31.26
Security State Bank of Wewoka Oklahoma	8980	1,059.34
ServisFirst Bank	57993	70,603.65
Signature Bank	57053	207,316.39
Simmons First National Bank	3890	570.02
SmartBank	58463	18,201.59
South Story Bank & Trust	17348	60.68
SouthEast Bank	57348	256.54
Southern Bancorp Bank	1528	10.32
Southern Bank	28332	484.31
Southern States Bank	58558	26.56
St. Henry Bank	9871	567.85
Start Community Bank	58952	30.22
Success Bank	10127	13.00
SunTrust Bank	867	36,921.35
Sussex Bank	22221	903.23
Texas Capital Bank National Association	34383	59,085.45
Texas Heritage National Bank	3161	10.13
Third Coast Bank SSB	58716	6,841.04

**Cooke County**

Attn: Patty Brennan  
101 S. Dixon Street  
Gainesville, TX 76240

**Depositor Statement**

September 1, 2019 - September 30, 2019

Account #: 104791304900

Depository Bank	FDIC Cert#	Balance(USD\$)
Tradition Capital Bank	58057	313.28
Traditional Bank Inc.	2711	274.66
TriState Capital Bank	58457	3,089.68
Union Bank & Trust	34589	4,502.67
Union Bank Company	12969	66.87
United Bank	22858	56,263.80
Univest Bank and Trust Co.	7759	70.21
Valley National Bank	9396	3,098.44
Valliance Bank	57841	229.28
Verus Bank of Commerce	58025	693.19
Washington Trust Company of Westerly	23623	2,122.02
Webster Five Cents Savings Bank	90297	31.12
West Michigan Community Bank	22308	40.71
Westbury Bank	28400	38.00
Western Alliance Bank	57512	522.49
Western States Bank	58395	478.77
Westfield Bank FSB	57077	1,193.20
Woori America Bank	24920	4,153.39
Aggregate Net Accrued Interest <sup>3</sup>		3,082.87

**Total** 2,003,082.87

**Disclosure Information**

- 1 The Federally Insured Cash Account (FICA) is not a member of the Federal Deposit Insurance Corporation (FDIC), but the banks in which the money is deposited are FDIC members. The FDIC is an independent agency of the U.S. government that protects the funds depositors place in FDIC insured institutions. FDIC deposit insurance is backed by the full faith and credit of the U.S. government.
  - 2 Net Accrued Interest is the estimated amount of the accrued interest earned for the current month less any FICA Fee with respect to such interest. Net Accrued Interest cannot be withdrawn from the account until it is credited to the account. There is no guarantee that the account holder will receive the full amount as stated. Refer to the U.S. Bank Custodial Statement, provided via [ficaaccount.com](http://ficaaccount.com), for further details regarding interest earned and fees charged. Net Accrued Interest is for informational purposes only.
  - 3 Aggregate Net Accrued Interest is the sum of the current month's Net Accrued Interest and any prior period Net Accrued Interest not yet paid.
  - 4 Days In Period (DIP) is the number of days in the period beginning on, and including the later of, the first day of the month or the business day an initial deposit is received by the FICA Custodian if received on or before 3:00PM EST or the business day immediately following if received after 3:00PM EST, and ending on, and including, the last day of the month. DIP does not include any date on which the balance is zero.
  - 5 Average Daily Balance is the sum of the beginning balance plus any deposits less any withdrawals averaged across number of days in Days In Period.
  - 6 Net APR This Period is the annualized rate that reflects the relationship between the net interest received plus any Net Accrued Interest and the Average Daily Balance for the statement period.
  - 7 Available Balance reflects the amount that can be withdrawn as of the date of the statement. This balance is the Ending Balance less the Aggregate Net Accrued Interest amount.
- \*Interest will not accrue for balances of \$1,000.00 or lower
- We encourage you to compare the information provided in our statement with the U.S. Bank custody statement. You may access the U.S. Bank custody statement by calling 1-866-343-5516.

StoneCastle Cash Management, LLC is an SEC Registered Investment Advisor. StoneCastle Cash Management, LLC is an affiliate of StoneCastle Partners, LLC, a leading asset management and financial services company dedicated to investing and serving the community banking sector. Performance data shown represents past performance, and is no guarantee of future results. Rates may change without notice. Please read the Terms and Conditions relating to the FICA program for more complete information and the governing terms of the account. Review your statement for accuracy. If you have any questions regarding your account, contact a FICA representative. Registration with the SEC does not imply a particular level of skill or training.

**QUARTERLY INVESTMENTS-TEX-STAR**  
**PATTY BRENNAN, COOKE COUNTY TREASURER**  
**JULY-SEPTEMBER (4TH QTR 2019)**

ACCT NAME	BALANCE FORWARD	DEPOSITS	WITH- DRAWALS	CURRENT INTEREST	ENDING BALANCE
GENERAL	\$ 7,094,002.69		0.00	1,000,000.00 \$ 36,665.10	\$6,130,667.79
R & B -1	\$ 722,614.32		0.00	200,000.00 \$ 3,191.12	\$525,805.44
R & B -2	\$ 420,784.06		0.00	160,000.00 \$ 2,034.21	\$262,818.27
R & B -3	\$ 518,993.34		0.00	68,000.00 \$ 2,673.85	\$453,667.19
R & B -4	\$ 887,071.32		0.00	275,000.00 \$ 4,313.81	\$616,385.13
FM & L	\$ 337,951.87		0.00	0.00 \$ 1,884.23	\$339,836.10
ADULT PROB	\$ 215,990.27		0.00	20,000.00 \$ 1,120.44	\$197,110.71
PERMANENT IMPROVEMENT	\$ 1,188,848.18		0.00	60,000.00 \$ 6,486.85	\$1,135,335.03
LIBRARY	\$ 31,048.03		0.00	0.00 \$ 173.13	\$31,221.16
JP-CH SECURITY	\$ 10,415.65		0.00	0.00 \$ 58.06	\$10,473.71
COURTHOUSE SECURITY	\$ 67,172.19		0.00	0.00 \$ 374.57	\$67,546.76
RECORDS MANAGEMENT	\$ 46,305.99		0.00	30,000.00 \$ 132.49	\$16,438.48
RECORDS PRESERVATION	\$ 35,494.41		0.00	0.00 \$ 197.91	\$35,692.32
ARCHIVE FEES	\$ 41,133.13		0.00	0.00 \$ 229.32	\$41,362.45
2012 GO REFUNDING	\$ 224,521.94		0.00	50,000.00 \$ 1,107.50	\$175,629.44
STATE FEES	\$ 50,568.41		0.00	30,000.00 \$ 156.32	\$20,724.73
DIST ATTY FORFEITURE	\$ 25,860.55		0.00	0.00 \$ 144.21	\$26,004.76
SHERIFF FORFEITURE	\$ 40,913.58	20,000.00	0.00	0.00 \$ 253.43	\$61,167.01
JAIL COMMISSARY	\$ 40,636.39		0.00	0.00 \$ 226.54	\$40,862.93
HOTEL/MOTEL TAX	\$ 126,811.65	15,000.00	0.00	0.00 \$ 749.47	\$142,561.12
	<u>\$ 12,127,137.97</u>	<u>35,000.00</u>	<u>1,893,000.00</u>	<u>\$ 62,172.56</u>	<u>\$10,331,310.53</u>

<u>TOTAL: TREAS FUND</u>	BAL FORWARD	CURRENT INT.	BALANCE
YEAR - TO - DATE INTEREST	\$ 198,445.76	62,172.56	260,618.32

AVG INTEREST FOR 4TH QTR                      2.21% MKT VALUE PER SHARE                      1.00

**TexSTAR Holdings Report**  
August 31, 2019

Security Number	Security Description	Shares/Par	Maturity Date
<b>CASH EQUIVALENTS :</b>			
<b>REPURCHASE AGREEMENTS :</b>			
DCAN05WT4	CITIBANK N.A. REPO	270,788,375.00	09/03/19
0CTG10HA7	CITIGROUP GLOBAL MARKETS INC. REPO	300,875,972.03	09/03/19
0HSB11YD7	HSBC SECURITIES (USA) INC. REPO	1,000,000,000.00	09/03/19
0HSB11YP4	HSBC SECURITIES (USA) INC. REPO	750,000,000.00	09/03/19
0S8001GS7	B OF A SECURITIES, INC REPO	1,594,642,852.75	09/03/19
	<b>Total - REPURCHASE AGREEMENTS :</b>	<b>3,916,306,999.78</b>	
<b>Total - CASH EQUIVALENTS :</b>		<b>3,916,306,999.78</b>	
<b>FIXED INCOME :</b>			
<b>GOVERNMENT BONDS :</b>			
3130ADCL4	FEDERAL HOME LOAN BANKS BOND	75,000,000.00	01/09/20
3130ADGJ5	FEDERAL HOME LOAN BANKS BOND	75,000,000.00	01/22/20
3130ADKQ4	FEDERAL HOME LOAN BANKS BOND	75,000,000.00	01/30/20
3130AG2J3	FEDERAL HOME LOAN BANKS BOND	45,000,000.00	03/12/20
3130AGSE6	FEDERAL HOME LOAN BANKS BOND	175,000,000.00	04/22/20
3130AGVL6	FEDERAL HOME LOAN BANKS BOND	100,000,000.00	02/09/21
3130AGWA9	FEDERAL HOME LOAN BANKS BOND	100,000,000.00	05/14/21
3130AGXS9	FEDERAL HOME LOAN BANKS BOND	50,000,000.00	05/22/20
3133EHU92	FEDERAL FARM CREDIT BANKS BOND	33,000,000.00	09/20/19
3133EHZM8	FEDERAL FARM CREDIT BANKS BOND	75,000,000.00	09/20/19
3133EJ6P9	FEDERAL FARM CREDIT BANKS BOND	50,000,000.00	02/01/21
3133EJE96	FEDERAL FARM CREDIT BANKS BOND	34,000,000.00	07/09/20
3133EJGY9	FEDERAL FARM CREDIT BANKS BOND	75,000,000.00	01/21/20
3133EJRK7	FEDERAL FARM CREDIT BANKS BOND	31,900,000.00	12/11/19
3133EJS42	FEDERAL FARM CREDIT BANKS BOND	88,000,000.00	08/13/20
3133EJWY1	FEDERAL FARM CREDIT BANKS BOND	67,000,000.00	08/10/20
3133EJX20	FEDERAL FARM CREDIT BANKS BOND	25,000,000.00	11/27/20
3133EKAC0	FEDERAL FARM CREDIT BANKS BOND	105,000,000.00	02/08/21
3133EKDN3	FEDERAL FARM CREDIT BANKS BOND	75,000,000.00	07/15/20
3133EKKM7	FEDERAL FARM CREDIT BANKS BOND	50,000,000.00	05/10/21
3134GT5C3	FEDERAL HOME LOAN MORTGAGE CORP MEDIUM TERM NOTE	100,000,000.00	03/03/20
3134GT5F6	FEDERAL HOME LOAN MORTGAGE CORP MEDIUM TERM NOTE	100,000,000.00	06/02/20
3134GTLJ0	FEDERAL HOME LOAN MORTGAGE CORP MEDIUM TERM NOTE	100,000,000.00	04/29/20
3135G0U68	FEDERAL NATIONAL MORTGAGE ASSOCIATION NOTES	40,000,000.00	10/30/19
3135G0U76	FEDERAL NATIONAL MORTGAGE ASSOCIATION NOTES	25,000,000.00	04/30/20
9128285Y2	UNITED STATES OF AMERICA NOTES	225,000,000.00	01/31/21
9128286Q8	UNITED STATES OF AMERICA NOTES	100,000,000.00	04/30/21
9128287G9	UNITED STATES OF AMERICA NOTES	35,000,000.00	07/31/21
912828MP2	UNITED STATES OF AMERICA NOTES	65,000,000.00	02/15/20
912828Y53	UNITED STATES OF AMERICA NOTES	100,000,000.00	07/31/20
	<b>Total - GOVERNMENT BONDS :</b>	<b>2,293,900,000.00</b>	
<b>Total - FIXED INCOME :</b>		<b>2,293,900,000.00</b>	

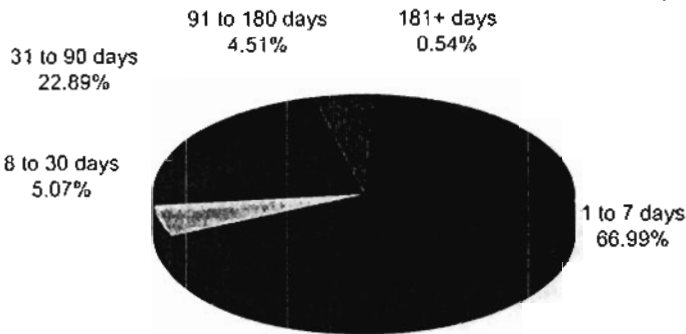


**TexSTAR Holdings Report**  
**August 31, 2019**

Security Number	Security Description	Shares/Par	Maturity Date
<b>SHORT TERM INVESTMENTS :</b>			
<b>DISCOUNTED NOTES :</b>			
313384MR7	FEDERAL HOME LOAN BANKS DISCOUNT NOTES	200,000,000.00	10/07/19
313384MT3	FEDERAL HOME LOAN BANKS DISCOUNT NOTES	250,000,000.00	10/09/19
313384NH8	FEDERAL HOME LOAN BANKS DISCOUNT NOTES	250,000,000.00	10/23/19
313384NK1	FEDERAL HOME LOAN BANKS DISCOUNT NOTES	250,000,000.00	10/25/19
313384NQ8	FEDERAL HOME LOAN BANKS DISCOUNT NOTES	250,000,000.00	10/30/19
313384PE3	FEDERAL HOME LOAN BANKS DISCOUNT NOTES	234,000,000.00	11/13/19
313384PM5	FEDERAL HOME LOAN BANKS DISCOUNT NOTES	221,700,000.00	11/20/19
	<b>Total - DISCOUNTED NOTES :</b>	<b><u>1,655,700,000.00</u></b>	
<b>TREASURY BILLS :</b>			
912796RF8	UNITED STATES OF AMERICA BILL	100,000,000.00	10/10/19
912796TG4	UNITED STATES OF AMERICA BILL	214,000,000.00	02/20/20
912796VW6	UNITED STATES OF AMERICA BILL	200,000,000.00	09/24/19
	<b>Total - TREASURY BILLS :</b>	<b><u>514,000,000.00</u></b>	
<b>Total - SHORT TERM INVESTMENTS :</b>		<b><u>2,169,700,000.00</u></b>	
		<b><u>8,379,906,999.78</u></b>	

# Information at a Glance

## Portfolio by Type of Investment As of August 31, 2019

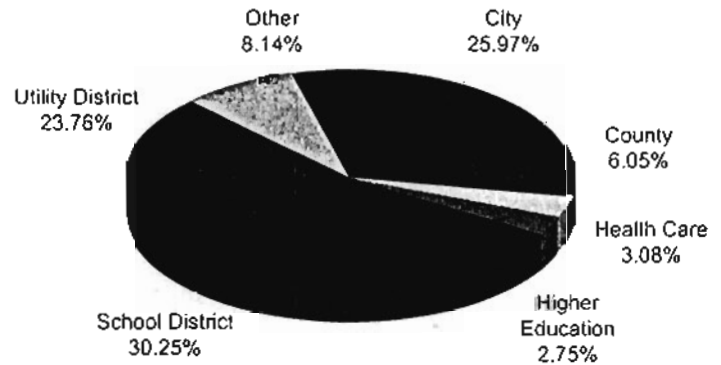


Repurchase Agreements  
46.77%

Treasuries  
12.39%

Agencies  
40.84%

## Portfolio by Maturity As of August 31, 2019



## Distribution of Participants by Type As of August 31, 2019

# Historical Program Information

Month	Average Rate	Book Value	Market Value	Net Asset Value	WAM (1)*	WAM (2)*	Number of Participants
Aug 19	2.1258%	\$8,162,241,291.21	\$8,162,120,700.72	0.999955	22	104	909
Jul 19	2.3883%	8,182,604,967.44	8,182,476,436.15	0.999984	13	92	908
Jun 19	2.3790%	8,072,061,682.23	8,072,222,027.73	1.000019	19	103	906
May 19	2.4048%	8,251,300,232.20	8,251,929,597.00	1.000042	25	105	902
Apr 19	2.4243%	8,464,290,753.69	8,464,331,283.11	1.000004	26	101	895
Mar 19	2.4112%	8,378,300,782.34	8,378,032,817.90	0.999968	41	106	893
Feb 19	2.4001%	9,198,012,187.60	9,197,689,206.82	0.999964	45	99	891
Jan 19	2.3937%	8,624,044,987.80	8,623,938,284.28	0.999987	37	82	890
Dec 18	2.3069%	7,738,483,374.11	7,738,245,287.60	0.999940	40	95	888
Nov 18	2.2176%	6,683,233,268.87	6,682,898,473.43	0.999949	41	102	886
Oct 18	2.1615%	6,581,942,899.40	6,581,269,831.00	0.999897	41	101	884
Sep 18	1.9995%	6,458,418,968.50	6,458,002,746.78	0.999935	30	96	883

# Portfolio Asset Summary as of August 31, 2019

	Book Value	Market Value
Uninvested Balance	\$ (353.96)	\$ (353.96)
Accrual of Interest Income	4,902,526.79	4,902,526.79
Interest and Management Fees Payable	(15,177,464.74)	(15,177,464.74)
Payable for Investment Purchased	(200,000,000.00)	(200,000,000.00)
Repurchase Agreement	3,916,306,999.78	3,916,306,999.78
Government Securities	4,456,209,583.34	4,456,088,992.85
<b>Total</b>	<b>\$ 8,162,241,291.21</b>	<b>\$ 8,162,120,700.72</b>

Market value of collateral supporting the Repurchase Agreements is at least 102% of the Book Value. The portfolio is managed by J.P. Morgan Chase & Co. and the assets are safekept in a separate custodial account at the Federal Reserve Bank in the name of TexSTAR. The only source of payment to the Participants are the assets of TexSTAR. There is no secondary source of payment for the pool such as insurance or guarantee. Should you require a copy of the portfolio, please contact TexSTAR Participant Services.

**QUARTERLY INVESTMENTS-LOGIC**  
**PATTY BRENNAN, COOKE COUNTY TREASURER**  
**JULY-SEPTEMBER (4TH QTR 2019)**

ACCT NAME	BALANCE FORWARD	DEPOSITS	WITH- DRAWALS	CURRENT INTEREST	ENDING BALANCE
GENERAL	\$ 3,218,980.42		0.00	\$ 19,067.38	\$3,238,047.80
R & B -1	\$ 389,461.23		0.00	\$ 2,306.94	\$391,768.17
R & B -2	\$ 284,171.55		0.00	\$ 1,683.27	\$285,854.82
R & B -3	\$ 361,080.15		0.00	\$ 2,138.83	\$363,218.98
R & B -4	\$ 386,556.29		0.00	\$ 2,289.72	\$388,846.01
FM & L	\$ 104,211.33		0.00	\$ 617.28	\$104,828.61
ADULT PROB	\$ 156,139.02		0.00	\$ 924.88	\$157,063.90
PERMANENT IMPROVEMEN1	\$ 503,107.40		0.00	\$ 2,980.08	\$506,087.48
COURTHOUSE SECURITY	\$ 52,105.67		0.00	\$ 308.62	\$52,414.29
RECORDS MANAGEMENT	\$ 54,863.04		0.00	\$ 325.00	\$55,188.04
ARCHIVE FEES	\$ 25,963.73		0.00	\$ 153.77	\$26,117.50
LAW LIBRARY	\$ 25,963.73		0.00	\$ 153.77	\$26,117.50
SHERIFF FORFEITURE	\$ 25,963.73		0.00	\$ 153.77	\$26,117.50
DIST ATTY FORFEITURE	\$ 25,963.73		0.00	\$ 153.77	\$26,117.50
2012 GO REFUNDING	\$ 181,388.34		0.00	\$ 1,074.44	\$182,462.78
	<u>\$ 5,795,919.36</u>		<u>0.00</u>	<u>\$ 34,331.52</u>	<u>\$5,830,250.88</u>

<u>TOTAL: TREAS FUND</u>	BAL FORWARD	CURRENT INT.	BALANCE
YEAR - TO - DATE INTEREST	\$ 103,101.83	34,331.52	137,433.35
AVG INTEREST FOR 4TH QTR	2.35%	MKT VALUE PER SHARE	1.00

**LOGIC Holdings Report**  
August 31, 2019

Security Number	Security Description	Shares/Par	Maturity Date
<b>CASH EQUIVALENTS :</b>			
<b>REPURCHASE AGREEMENTS :</b>			
0CAN05WT4	CITIBANK N.A REPO	51,477,000.00	09/03/19
0CTG10HA7	CITIGROUP GLOBAL MARKETS INC. REPO	57,196,666.83	09/03/19
0S9001GS7	BOFA SECURITIES, INC REPO	303,142,333.33	09/03/19
	<b>Total - REPURCHASE AGREEMENTS :</b>	<b>411,815,999.96</b>	
<b>Total - CASH EQUIVALENTS :</b>		<b>411,815,999.96</b>	
<b>SHORT TERM INVESTMENTS :</b>			
<b>COMMERCIAL PAPER (INTEREST BEARING) :</b>			
02088WB33	ALPINE S LTD/ALPINE S CORPORATE COMMERCIAL PAPER	100,000,000.00	02/03/20
03664BYJ9	ANTALIS S.A CORPORATE COMMERCIAL PAPER DISCOUNT	22,000,000.00	11/18/19
06417KW62	BANK OF NOVA SCOTIA CORPORATE COMMERCIAL PAPER	10,000,000.00	09/06/19
06417LMJ3	BANK OF NOVA SCOTIA CORPORATE COMMERCIAL PAPER	100,000,000.00	04/27/20
0667K0D34	BANQUE ET CAISSE CORPORATE COMMERCIAL PAPER	20,000,000.00	04/03/20
08743MW30	BARCLAYS BANK PLC CORPORATE COMMERCIAL PAPER	300,000,000.00	09/03/19
06945MW36	BARTON CAPITAL SA CORPORATE COMMERCIAL PAPER	13,000,000.00	09/03/19
06945MX84	BARTON CAPITAL SA CORPORATE COMMERCIAL PAPER	50,000,000.00	10/08/19
07644BWL2	BEDFORD ROW FDG CORPORATE COMMERCIAL PAPER	10,000,000.00	09/20/19
07644DHLJ	BEDFORD ROW FDG CORPORATE COMMERCIAL PAPER	40,000,000.00	10/29/19
07644DHZ4	BEDFORD ROW FDG CORPORATE COMMERCIAL PAPER	25,000,000.00	02/21/20
07646KDW7	BEDFORD ROW FDG CORPORATE COMMERCIAL PAPER	100,000,000.00	10/22/19
07646KELO	BEDFORD ROW FDG CORPORATE COMMERCIAL PAPER	50,000,000.00	03/26/20
09657RC39	BNG BANK NV CORPORATE COMMERCIAL PAPER	10,000,000.00	03/03/20
13607JF37	CANADIAN IMPERIAL BK CORPORATE COMMERCIAL PAPER	120,000,000.00	04/24/20
13608CHM7	CANADIAN IMPERIAL BK CORPORATE COMMERCIAL PAPER	75,000,000.00	04/28/20
21687CBU2	COOPERATIVE CENTRALE CORPORATE COMMERCIAL PAPER	100,000,000.00	11/04/19
22536NAD8	CREDIT IND ET CM NY CORPRATE COMMERCIAL PAPER	10,000,000.00	04/28/20
23305DA70	DBS BANK LTD CORPORATE COMMERCIAL PAPER	15,000,000.00	01/07/20
23305DAT2	DBS BANK LTD. CORPORATE COMMERCIAL PAPER	50,000,000.00	01/27/20
23305EX73	DBS BANK LTD. CORPORATE COMMERCIAL PAPER	38,000,000.00	10/07/19
23305EXM0	DBS BANK LTD. CORPORATE COMMERCIAL PAPER	125,000,000.00	10/21/19
23305EYJ6	DBS BANK LTD. CORPORATE COMMERCIAL PAPER	50,000,000.00	11/18/19
2332K4JK1	DNB BANK ASA CORPORATE COMMERCIAL PAPER	100,000,000.00	12/06/19
2332K4JQ8	DNB BANK ASA CORPORATE COMMERCIAL PAPER	100,000,000.00	01/24/20
2960E3W31	ERSTE FINANCE (DE) LLC CORPORATE COMMERCIAL PAPER	147,471,000.00	09/03/19
30601YA54	FAIRWAY FINANCE CORP CORPORATE COMMERCIAL PAPER	25,000,000.00	12/08/19
30601YC29	FAIRWAY FINANCE CORP CORPORATE COMMERCIAL PAPER	50,000,000.00	01/10/20
30601YZX6	FAIRWAY FINANCE CORP CORPORATE COMMERCIAL PAPER	65,000,000.00	12/09/19
30601YZZ1	FAIRWAY FINANCE CORP CORPORATE COMMERCIAL PAPER	35,000,000.00	11/12/19
31428FAA3	FEDERATION DES CAISS CORPORATE COMMERCIAL PAPER	20,000,000.00	01/10/20
31428FBU8	FEDERATION DES CAISS CORPORATE COMMERCIAL PAPER	100,000,000.00	02/28/20
40433FNP0	HSBC BANK PLC CORPORATE COMMERCIAL PAPER	100,000,000.00	11/04/19
40433FNT2	HSBC BANK PLC CORPORATE COMMERCIAL PAPER	200,000,000.00	11/08/19
44988GAP3	ING (US) FUNDING LLC CORPORATE COMMERCIAL PAPER	50,000,000.00	05/11/20
44988KHE2	ING (US) FUNDING LLC CORPORATE COMMERCIAL PAPER	100,000,000.00	11/08/19
48802TK61	KELLS FUNDING, LLC CORPORATE COMMERCIAL PAPER	50,000,000.00	09/03/19
48802TN27	KELLS FUNDING, LLC CORPORATE COMMERCIAL PAPER	75,000,000.00	11/07/19
48802TP66	KELLS FUNDING, LLC CORPORATE COMMERCIAL PAPER	40,000,000.00	03/09/20

**LOGIC Holdings Report**  
August 31, 2019

Security Number	Security Description	Shares/Par	Maturity Date
48803N8M8	KELLS FUNDING, LLC CORPORATE COMMERCIAL PAPER	80,000,000.00	01/07/20
53127UX13	LIBERTY ST FUNDING LLC CORPORATE COMMERCIAL PAPER	75,000,000.00	10/01/19
53944RWC8	LMA SA & LMA AMERICAS CORPORATE COMMERCIAL PAPER	63,000,000.00	09/12/19
53944RX11	LMA SA & LMA AMERICAS CORPORATE COMMERCIAL PAPER	25,000,000.00	10/01/19
53944RX86	LMA SA & LMA AMERICAS CORPORATE COMMERCIAL PAPER	30,000,000.00	10/08/19
53944RYD4	LMA SA & LMA AMERICAS CORPORATE COMMERCIAL PAPER	50,000,000.00	11/13/19
53944RZ27	LMA SA & LMA AMERICAS CORPORATE COMMERCIAL PAPER	40,000,000.00	12/02/19
55078UX33	LVMH CORPORATE COMMERCIAL PAPER	83,000,000.00	10/03/19
57666BW30	MATCHPOINT FINANCE PLC CORPORATE COMMERCIAL PAPER	90,000,000.00	09/03/19
57666BX88	MATCHPOINT FINANCE PLC CORPORATE COMMERCIAL PAPER	100,000,000.00	10/08/19
57666BXF2	MATCHPOINT FINANCE PLC CORPORATE COMMERCIAL PAPER	50,000,000.00	10/15/19
57666BY61	MATCHPOINT FINANCE PLC CORPORATE COMMERCIAL PAPER	55,000,000.00	11/06/19
60689GW93	MIZUHO BANK LTD CORPORATE COMMERCIAL PAPER	80,000,000.00	09/09/19
62479LC52	MUFG BANK LTD NY BRA CORPORATE COMMERCIAL PAPER	30,000,000.00	03/05/20
62479LEK7	MUFG BANK LTD NY BRA CORPORATE COMMERCIAL PAPER	100,000,000.00	05/19/20
62479MX16	MUFG BANK LTD NY BRA CORPORATE COMMERCIAL PAPER	60,000,000.00	10/01/19
62479MYC1	MUFG BANK LTD NY BRA CORPORATE COMMERCIAL PAPER	75,000,000.00	11/12/19
63254GLF0	NATL AUSTRALIA BK LTD CORPORATE COMMERCIAL PAPER	45,000,000.00	02/14/20
63307NDT1	NATIONAL BK OF CANADA CORPORATE COMMERCIAL PAPER	70,000,000.00	01/10/20
6385E1W31	NATIONWIDE BLDG SOC CORPORATE COMMERCIAL PAPER	45,000,000.00	09/03/19
6385E1WL1	NATIONWIDE BLDG SOC CORPORATE COMMERCIAL PAPER	100,000,000.00	09/20/19
63873KWG8	NATIXIS NY CORPORATE COMMERCIAL PAPER	15,000,000.00	09/16/19
63873KZD2	NATIXIS NY CORPORATE COMMERCIAL PAPER	25,000,000.00	12/13/19
63873LCF0	NATIXIS NY CORPORATE COMMERCIAL PAPER	75,000,000.00	09/17/19
63873LCJ2	NATIXIS NY CORPORATE COMMERCIAL PAPER	25,000,000.00	10/07/19
63873LCL7	NATIXIS NY CORPORATE COMMERCIAL PAPER	35,000,000.00	11/01/19
63873LCP8	NATIXIS NY CORPORATE COMMERCIAL PAPER	50,000,000.00	02/07/20
65558JC39	NORDEA BANK ABP CORPORATE COMMERCIAL PAPER	100,000,000.00	03/03/20
65558KX82	NORDEA BANK ABP CORPORATE COMMERCIAL PAPER	100,000,000.00	10/08/19
71708FZH8	PFIZER INC. CORPORATE COMMERCIAL PAPER	20,000,000.00	12/17/19
74154EAD0	PRICOA SHT TRM FNDG LL CORPORATE COMMERCIAL PAPER	25,000,000.00	01/13/20
74154GX84	PRICOA SHT TRM FNDG LL CORPORATE COMMERCIAL PAPER	20,000,000.00	10/11/19
78014XAW7	ROYAL BANK OF CANADA CORPORATE COMMERCIAL PAPER	50,000,000.00	10/01/19
83368YCY1	SOCIETE GENERALE CORPORATE COMMERCIAL PAPER	60,000,000.00	01/03/20
85324TAA4	STANDARD CHARTERED BNK CORPORATE COMMERCIAL PAPER	15,000,000.00	01/10/20
85324UWR0	STANDARD CHARTERED BNK CORPORATE COMMERCIAL PAPER	100,000,000.00	09/25/19
86564XWT7	SUMITOMO MITSUI TR BK CORPORATE COMMERCIAL PAPER	100,000,000.00	09/27/19
8672E2B31	SUNCORP-METWY LTD CORPORATE COMMERCIAL PAPER	40,000,000.00	02/03/20
8672E3WJ1	SUNCORP-METWY LTD CORPORATE COMMERCIAL PAPER	50,000,000.00	09/18/19
8672E3WQ5	SUNCORP-METWY LTD CORPORATE COMMERCIAL PAPER	17,000,000.00	09/24/19
8672E3XF8	SUNCORP-METWY LTD CORPORATE COMMERCIAL PAPER	50,000,000.00	10/15/19
89119BW69	TORONTO-DOMINION BANK CORPORATE COMMERCIAL PAPER	20,000,000.00	09/06/19
89119BXN1	TORONTO-DOMINION BANK CORPORATE COMMERCIAL PAPER	110,000,000.00	10/22/19
89120DNP0	TORONTO-DOMINION BANK CORPORATE COMMERCIAL PAPER	100,000,000.00	03/27/20
89233A3E7	TOYOTA MOTOR CREDIT CORPORATE COMMERCIAL PAPER	70,000,000.00	04/30/20
89233AN62	TOYOTA MOTOR CREDIT CORPORATE COMMERCIAL PAPER	50,000,000.00	09/30/19
89233AP60	TOYOTA MOTOR CREDIT CORPORATE COMMERCIAL PAPER	60,000,000.00	10/10/19
89237BBC6	TOYOTA FINANCE AUS LTD CORPORATE COMMERCIAL PAPER	47,000,000.00	12/06/19
90351WCD5	UBS AG LONDON CORPORATE COMMERCIAL PAPER	100,000,000.00	03/13/20
92646LW30	VICTORY RECEIVABLES CORPORATE COMMERCIAL PAPER	20,000,000.00	09/03/19
	<b>Total - COMMERCIAL PAPER (INTEREST BEARING) :</b>	<b>5,585,471,000.00</b>	

**LOGIC Holdings Report**  
**August 31, 2019**


Security Number	Security Description	Shares/Par	Maturity Date
	TREASURY BILLS :		
912796RF8	UNITED STATES OF AMERICA BILL ZERO CPN 10/OCT/2019	100,000,000.00	10/10/19
	Total - TREASURY BILLS :	<u>100,000,000.00</u>	
	Total - SHORT TERM INVESTMENTS :	5,685,471,000.00	
		<u><u>6,097,286,999.96</u></u>	

# Information at a Glance

## Portfolio by Type of Investment As of August 31, 2019

91 to 180 days  
7.01%

180+ days  
8.12%



1 to 7 days  
26.75%

8 to 30 days  
23.12%


31 to 90 days  
35.00%

## Distribution of Participants by Type As of August 31, 2019

Commercial Paper  
91.59%

Repurchase Agreements  
6.77%

Treasuries  
1.64%



## Portfolio by Maturity As of August 31, 2019

Other  
7.93%


City  
26.95%

Utility District  
16.70%

County  
9.75%

School District  
34.38%

Higher Education  
2.64%



# History

## Historical Program Information

Month	Average Rate	Book Value	Market Value	Net Asset Value	WAM (1)*	WAM (2)*	Number of Participants
Aug 19	2.3324%	\$6,063,554,824.77	\$6,064,483,834.72	1.000077	48	81	605
Jul 19	2.4550%	6,480,646,170.16	6,482,033,784.16	1.000214	50	81	603
Jun 19	2.4927%	6,678,845,642.86	6,680,097,200.26	1.000187	53	83	603
May 19	2.5410%	6,902,363,717.50	6,902,977,310.94	1.000010	55	85	601
Apr 19	2.5838%	7,102,256,313.78	7,102,595,058.50	1.000047	50	77	598
Mar 19	2.6015%	7,337,871,011.97	7,337,944,552.70	1.000010	39	70	595
Feb 19	2.6090%	7,628,880,062.17	7,629,799,651.08	1.000120	43	74	590
Jan 19	2.5949%	7,520,879,084.28	7,521,195,255.96	1.000042	36	61	588
Dec 18	2.4805%	6,949,078,936.52	6,948,456,687.31	0.999870	38	62	586
Nov 18	2.4072%	6,560,982,375.72	6,560,576,218.42	0.999938	45	78	583
Oct 18	2.3320%	6,022,652,132.65	6,022,591,550.03	0.999989	46	87	581
Sep 18	2.2112%	6,222,015,405.64	6,222,101,273.25	1.000013	34	69	576

# Assets

## Portfolio Asset Summary as of August 31, 2019

	Book Value	Market Value
Uninvested Balance	\$ 333,444.62	\$ 333,444.62
Accrual of Interest Income	3,524,859.00	3,524,859.00
Interest and Management Fees Payable	(13,031,153.45)	(13,031,153.45)
Payable for Investment Purchased	(9,899,900.00)	(9,899,900.00)
Receivable for Investment Sold	0.00	0.00
Repurchase Agreements	411,815,999.96	411,815,999.96
Commercial Paper	5,571,070,707.88	5,571,946,140.59
Government Securities	99,740,866.76	99,794,444.00
<b>Total</b>	<b>\$ 6,063,554,824.77</b>	<b>\$ 6,064,483,834.72</b>

Market value of collateral supporting the Repurchase Agreements is at least 102% of the Book Value. The portfolio is managed by J.P. Morgan Chase & Co. and the assets are safekept in a separate custodial account at the Federal Reserve Bank in the name of LOGIC. The only source of payment to the Participants are the assets of LOGIC. There is no secondary source of payment for the pool such as insurance or guarantee. Should you require a copy of the portfolio, please contact LOGIC Participant Services.

**QUARTERLY INVESTMENTS-TEXPOOL**  
**PATTY BRENNAN, COOKE COUNTY TREASURER**  
**JULY-SEPTEMBER (4TH QTR 2019)**

ACCT NAME	BALANCE FORWARD	DEPOSITS	WITH-DRAWALS	CURRENT INTEREST	ENDING BALANCE
GENERAL	\$ 6,510,497.82	0.00	-	\$ 36,855.47	\$ 6,547,353.29
R & B -1	\$ 692,910.18	0.00	250,000.00	\$ 3,330.09	\$ 446,240.27
R & B -2	\$ 416,261.03	0.00	185,000.00	\$ 1,956.49	\$ 233,217.52
R & B -3	\$ 520,306.28	0.00	150,000.00	\$ 2,649.22	\$ 372,955.50
R & B -4	\$ 887,302.08	0.00	305,000.00	\$ 3,854.00	\$ 586,156.08
FM & L	\$ 330,089.65	0.00	-	\$ 1,868.55	\$ 331,958.20
STATE FUNDS	\$ 8,613.46	50000.00	-	\$ 210.94	\$ 58,824.40
T/PC	\$ 12,952.76	0.00	-	\$ 73.32	\$ 13,026.08
DIST CLK PRESERVATION	\$ 10,460.46	0.00	-	\$ 59.20	\$ 10,519.66
COUNTY/DIST. TECH	\$ 1,586.00	0.00	-	\$ 8.84	\$ 1,594.84
ADULT PROB	\$ 215,500.74	0.00	-	\$ 1,219.95	\$ 216,720.69
JUV-ISP	\$ 5,007.75	0.00	-	\$ 28.39	\$ 5,036.14
COURT REP	\$ 44,088.81	0.00	25,000.00	\$ 175.51	\$ 19,264.32
PERM IMP	\$ 1,113,600.06	15000.00	-	\$ 6,335.99	\$ 1,134,936.05
LAW ENFORCEMENT ED	\$ 10,458.28	0.00	-	\$ 59.16	\$ 10,517.44
JP-CH SECURITY	\$ 5,250.43	0.00	-	\$ 29.64	\$ 5,280.07
DIST CLK RECORDS MGMT	\$ 15,693.86	0.00	-	\$ 88.81	\$ 15,782.67
DIST CLERK ARCHIVE	\$ 4,184.72	0.00	-	\$ 23.70	\$ 4,208.42
CNTY ATTY CHECK COLLECT	\$ 2,672.33	0.00	-	\$ 15.15	\$ 2,687.48
LAW LIBRARY	\$ 105,441.85	0.00	-	\$ 596.88	\$ 106,038.73
JP TECH	\$ 17,578.86	0.00	-	\$ 99.55	\$ 17,678.41
C H SECURITY	\$ 101,562.70	0.00	-	\$ 574.92	\$ 102,137.62
REC MGMT	\$ 19,528.96	0.00	-	\$ 110.55	\$ 19,639.51
REC PRESV	\$ 55,513.40	0.00	-	\$ 304.85	\$ 55,818.25
LIBRARY	\$ 28,245.53	0.00	-	\$ 159.85	\$ 28,405.38
ARCHIVE	\$ 56,947.22	0.00	-	\$ 322.41	\$ 57,269.63
DIST ATTY FORFEITURE	\$ 31,427.97	0.00	-	\$ 177.92	\$ 31,605.89
SHERIFF FORFEITURE	\$ 94,238.35	0.00	-	\$ 509.91	\$ 94,748.26
JAIL COMMISSARY	\$ 81,521.02	0.00	-	\$ 461.51	\$ 81,982.53
2004 GO-REFUNDING	\$ 118,652.75	0.00	-	\$ 671.71	\$ 119,324.46
HOTEL/MOTEL TAX	\$ 151,805.99	15000.00	-	\$ 891.16	\$ 167,697.15
<b>TOTAL: TREAS FUND</b>	<b>\$ 11,669,901.30</b>	<b>\$ 80,000.00</b>	<b>\$ 915,000.00</b>	<b>\$ 63,723.64</b>	<b>\$ 10,898,624.94</b>

YEAR - TO - DATE INTEREST	BAL FORWARD	CURRENT INT.	BALANCE
	\$ 202,445.97	\$ 63,723.64	\$ 266,169.61

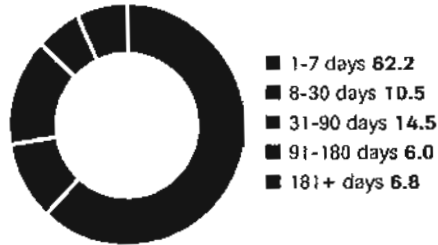
AVG YEILD FOR 4TH QTR                      2.25%    MKT VALUE / SHAR                      \$                      1.00





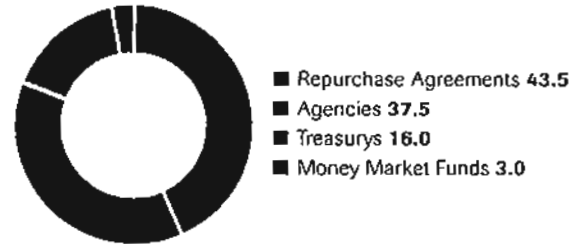
### Portfolio by Maturity (%)

As of August 31, 2019



### Portfolio by Type of Investment (%)

As of August 31, 2019



### Portfolio Asset Summary as of August 31, 2019

	Book Value	Market Value
Uninvested Balance	-\$1,283,767.07	-\$1,283,767.07
Receivable for Investments Sold	0.00	0.00
Accrual of Interest Income	25,032,198.72	25,032,198.72
Interest and Management Fees Payable	-38,652,520.23	-38,652,520.23
Payable for Investments Purchased	-75,000,000.00	-75,000,000.00
Accrued Expenses & Taxes	-48,048.58	-48,048.58
Repurchase Agreements	8,946,783,000.00	8,946,783,000.00
Mutual Fund Investments	618,074,000.00	618,074,000.00
Government Securities	7,708,204,205.70	7,709,468,432.06
U.S. Treasury Inflation Protected Securities	995,035,594.83	994,141,934.11
US Treasury Bills	1,146,629,733.49	1,147,401,022.02
US Treasury Notes	1,159,725,948.82	1,160,843,706.82
<b>Total</b>	<b>\$20,484,500,345.68</b>	<b>\$20,486,759,957.66</b>

Market value of collateral supporting the Repurchase Agreements is at least 102% of the Book Value. The portfolio is managed by Federated Investment Counseling and the assets are safe kept in a separate custodial account at State Street Bank in the name of TexPool. The only source of payment to the Participants is the assets of TexPool. There is no secondary source of payment for the pool such as insurance or State guarantee. Should you require a copy of the portfolio, please contact TexPool Participant Services.

### Participant Summary

	Number of Participants	Balance
School District	595	\$6,304,165,178.57
Higher Education	59	\$897,240,738.14
Healthcare	85	\$917,466,205.05
Utility District	824	\$2,813,178,839.05
City	471	\$5,234,901,212.47
County	187	\$2,084,491,271.83
Other	357	\$2,233,803,760.57

#### \*\*Definition of Weighted Average Maturity and Weighted Average Life

WAM is the mean average of the periods of time remaining until the securities held in TexPool (a) are scheduled to be repaid, (b) would be repaid upon a demand by TexPool, or (c) are scheduled to have their interest rate readjusted to reflect current market rates. Securities with adjustable rates payable upon demand are treated as maturing on the earlier of the two dates set forth in (b) and (c) if their scheduled maturity is 397 days or less; and the later of the two dates set forth in (b) and (c) if their scheduled maturity is more than 397 days. The mean is weighted based on the percentage of the amortized cost of the portfolio invested in each period.

WAL is calculated in the same manner as WAM, but is based solely on the periods of time remaining until the securities held in TexPool (a) are scheduled to be repaid or (b) would be repaid upon a demand by TexPool, without reference to when interest rates of securities within TexPool are scheduled to be readjusted.



Daily Summary						
Date	Money Mkt. Fund Equiv. (SEC Std.)	Dividend Factor	TexPool Invested Balance	NAV	WAM Days	WAL Days
8/1	2.2691%	0.000062166	\$21,309,993,340.29	1.00008	35	111
8/2	2.2306%	0.000061111	\$21,404,568,273.47	1.00009	35	111
8/3	2.2306%	0.000061111	\$21,404,568,273.47	1.00009	35	111
8/4	2.2308%	0.000061111	\$21,404,568,273.47	1.00009	35	111
8/5	2.2037%	0.000060376	\$21,260,087,646.11	1.00013	33	109
8/6	2.1799%	0.000059724	\$21,383,910,344.53	1.00012	34	108
8/7	2.1654%	0.000059325	\$21,367,128,635.67	1.00013	34	109
8/8	2.1570%	0.000059096	\$21,331,311,711.17	1.00014	34	109
8/9	2.1685%	0.000059411	\$21,364,048,609.67	1.00013	35	109
8/10	2.1685%	0.000059411	\$21,364,048,609.67	1.00013	35	109
8/11	2.1685%	0.000059411	\$21,364,048,609.67	1.00013	35	109
8/12	2.1718%	0.000059500	\$21,183,807,284.20	1.00013	35	110
8/13	2.1860%	0.000059890	\$21,308,242,768.25	1.00011	36	110
8/14	2.1843%	0.000059843	\$21,080,093,556.30	1.00013	36	112
8/15	2.1932%	0.000060087	\$21,133,119,284.27	1.00016	37	112
8/16	2.1773%	0.000059652	\$21,047,893,636.55	1.00015	38	114
8/17	2.1773%	0.000059652	\$21,047,893,636.55	1.00015	38	114
8/18	2.1773%	0.000059652	\$21,047,893,636.55	1.00015	38	114
8/19	2.1523%	0.000058968	\$21,003,599,364.73	1.00013	37	112
8/20	2.1587%	0.000059143	\$20,897,443,563.68	1.00013	37	113
8/21	2.1366%	0.000058538	\$20,919,746,944.70	1.00012	37	112
8/22	2.1297%	0.000058347	\$20,814,728,024.88	1.00012	36	112
8/23	2.1281%	0.000058303	\$21,102,344,407.49	1.00012	37	111
8/24	2.1281%	0.000058303	\$21,102,344,407.49	1.00012	37	111
8/25	2.1281%	0.000058303	\$21,102,344,407.49	1.00012	37	111
8/26	2.1342%	0.000058472	\$20,944,294,147.98	1.00010	35	110
8/27	2.1574%	0.000059107	\$20,820,139,630.22	1.00010	36	110
8/28	2.1510%	0.000058931	\$20,736,242,048.81	1.00010	36	111
8/29	2.1466%	0.000058811	\$20,757,312,782.28	1.00010	35	109
8/30	2.1624%	0.000059244	\$20,484,500,345.68	1.00011	38	113
8/31	2.1624%	0.000059244	\$20,484,500,345.68	1.00011	38	113
<b>Average:</b>	<b>2.1715%</b>	<b>0.000059492</b>	<b>\$21,096,024,727.45</b>	<b>1.00012</b>	<b>36</b>	<b>111</b>