



Patty Brennan
Cooke County Treasurer
101 S. Dixon
Gainesville, TX 76240

Telephone: 940-668-5424

Fax: 940-668-5480

Hon. Jason Brinkley
Cooke County Judge
101 S. Dixon
Gainesville, TX 76240

July 11, 2019

Dear Judge Brinkley,

In accordance with Section 2256.023 of the Local Government code, please find attached hereto my Treasurer's Quarterly Investment Report for the period of October-December, 2018 for the consideration and approval of the Cooke County Commissioners' Court.

I request that the report be placed on the agenda for the July 22, 2019 Commissioner's Court meeting.

Respectfully,

Patty Brennan
Cooke County Treasurer, CIO

COOKE COUNTY TREASURER'S INVESTMENT REPORT TOTALS
APRIL-JUNE (3RD QUARTER 2019)

Pledges

Pledged Securities for Prosperity Bank	339,464.46
Pledged Securities for Landmark Bank	7,621,590.59
TOTAL PLEDGED	<u>7,961,055.05</u>

Interest Earned

Checking account at Landmark Bank	5,042.50
CD's	6,472.01
Stone Castle FICA Account	11,454.38
Tex-Pool	74,572.97
Tex-Star	75,676.92
Logic	36,635.03
TOTAL INTEREST EARNED	<u>209,853.81</u>

Account Balances

Checking account at Landmark Bank	4,700,547.54
CD's	1,784,000.00
Stone Castle FICA Account	2,005,003.89
Tex-Pool	11,614,901.30
Tex-Star	12,157,137.97
Logic	5,795,919.36
TOTAL TREASURER'S FUND	<u>38,057,510.06</u>

**COOKE COUNTY TREASURER'S INVESTMENT REPORT
 PLEDGE SECURITY LISTING FOR APRIL-JUNE (3RD QTR 2019)**

PROSPERITY

CUSIP #	DATE	DESCRIP	FACE	MATURITY	BOOK	MARKET
3128MBNA1	APR-2019	FHLM G12885	157,950.00	6/1/2021	1,260.44	1,269.46
314OG5S8	APR-2019	FNMA 889257	105,405.00	4/1/2021	669.62	674.86
3128MMQX4	APR-2019	FHLMC G18469	212158.00	6/1/2028	91,727.79	89,324.69
					93,657.85	91,269.01
						250,000.00
						341,269.01
SAME	MAY-2019	SAME	SAME	SAME	1,127.11	1,134.66
SAME	MAY-2019	SAME	SAME	SAME	599.30	603.80
SAME	MAY-2019	SAME	SAME	SAME	90,077.41	88,330.41
					91,803.82	90,068.87
						250,000.00
						340,068.87
SAME	JUNE-2019	SAME	SAME	SAME	1,007.25	1,015.32
SAME	JUNE-2019	SAME	SAME	SAME	537.01	541.98
SAME	JUNE-2019	SAME	SAME	SAME	88,370.15	87,907.16
					89,914.41	89,464.46
						250,000.00
						339,464.46

**COOKE COUNTY TREASURER'S INVESTMENT REPORT
PLEDGE SECURITY LISTING FOR APRIL-JUNE (3RD QTR 2019)**

LANDMARK

CUSIP #	DATE	DESCRIPTION	ORIGINAL FACE	MATURITY	BOOK VALUE	MARKET VALUE
3133EJQC6	APR-2019	FED FARM CR BK	400,000.00,	2/25/2020	400060.62	399,915.98
3133EJRS0	APR-2019	FED FARM CR BK	2000000.00	6/15/2020	2,000,564.78	1,997,420.04
3130A1XJ2	APR-2019	FED HOME LN BK	800000.00	6/14/2024	822877.19	818,632.02
3130A5R35	APR-2019	FED HOME LN BK	400000.00	6/13/2025	413052.11	407,488.01
3130A5R35	APR-2019	FED HOME LN BK	100000.00	6/13/2025	102514.64	101,872.00
3133732Y7	APR-2019	FED HOME LN BK	1000000.00	3/12/2021	1020076.93	1,022,760.01
3133X8L34	APR-2019	FED HOME LN BK	2,000,000.00	9/9/2024	2304588.07	2,293,119.96
33133XDVS7	APR-2019	FED HOME LN BK	700,000.00	12/11/2020	735559.37	731,821.99
31300LVH5	APR-2019	FHLMC ARM POO#848716	200,000.00	1/1/2037	47090.05	46,747.27
3133TTX48	APR-2019	FHLMC REMIC SER2326ZQ	300,000.00	6/15/2031	27562.98	27,463.14
3136ACLE9	APR-2019	FNM13025BD	1,400,000.00	3/25/2033	543859.18	543,335.91
3136ACU25	APR-2019	FNM13015DC	500,000.00	3/25/2033	204375.31	202,397.22
3136AKJK0	APR-2019	FNRM CL041CM	1,000,000.00	6/25/2040	437935.62	441,528.36
3137B1CT7	APR-2019	FHL4195LH	600,000.00	12/15/2031	218737.53	215,210.94
31392WB41	APR-2019	FHL2512PG	400,000.00	10/15/2022	38089.74	37,501.17
31394H2Q3	APR-2019	FHL2662DH	1,200,000.00	8/15/2023	356567.80	353,879.28
31395HVM9	APR-2019	FHL2896BZ	200,000.00	11/15/2034	189033.99	186,198.53
38374F2L7	APR-2019	GNM04024ZM	700,000.00	4/20/2034	552285.27	543,334.29
FDIC INS			11500000.00		10414831.18	10,370,626.12
						250,000.00
	Apr-19					10,620,626.12
3133EJQC6	MAY-2019	FED FARM CR BK	400,000.00,	2/25/2020	400022.46	399,928.01
3133EJRS0	MAY-2019	FED FARM CR BK	2000000.00	6/15/2020	2000526.43	1,997,640.08
3130A1XJ2	MAY-2019	FED HOME LN BK	800000.00	6/14/2024	822521.62	830,840.02
3130A5R35	MAY-2019	FED HOME LN BK	400000.00	6/13/2025	412884.68	417,015.99
3130A5R35	MAY-2019	FED HOME LN BK	100000.00	6/13/2025	102482.79	104,254.00
3133732Y7	MAY-2019	FED HOME LN BK	1000000.00	3/12/2021	1019164.48	1,028,010.03
3133X8L34	MAY-2019	FED HOME LN BK	2,000,000.00	9/9/2024	2299970.56	2,330,119.94
33133XDVS7	MAY-2019	FED HOME LN BK	700,000.00	12/11/2020	733701.84	733,418.01
31300LVH5	MAY-2019	FHLMC ARM POO#848716	200,000.00	1/1/2037	44509.11	44,138.09
3133TTX48	MAY-2019	FHLMC REMIC SER2326ZQ	300,000.00	6/15/2031	27045.67	27,173.34
3136ACLE9	MAY-2019	FNM13025BD	1,400,000.00	3/25/2033	536495.08	542,127.82
3136ACU25	MAY-2019	FNM13015DC	500,000.00	3/25/2033	201038.80	201,584.22
3136AKJK0	MAY-2019	FNRM CL041CM	1,000,000.00	6/25/2040	430812.41	438,930.95
3137B1CT7	MAY-2019	FHL4195LH	600,000.00	12/15/2031	215387.42	212,979.98
31392WB41	MAY-2019	FHL2512PG	400,000.00	10/15/2022	36927.04	36,471.21
31394H2Q3	MAY-2019	FHL2662DH	1,200,000.00	8/15/2023	344841.77	343,570.38
31395HVM9	MAY-2019	FHL2896BZ	200,000.00	11/15/2034	186755.28	186,548.72
38374F2L7	MAY-2019	GNM04024ZM	700,000.00	4/20/2034	545155.62	542,361.28
			12,600,000.00		10360243.06	10,417,112.07
						250,000.00
	May-19					10,667,112.07

**COOKE COUNTY TREASURER'S INVESTMENT REPORT
 PLEDGE SECURITY LISTING FOR APRIL-JUNE (3RD QTR 2019)**

LANDMARK

CUSIP #	DATE	DESCRIPTION	ORIGINAL FACE	MATURITY	BOOK VALUE	MARKET VALUE
3133EJQC6	JUNE-2019	FED FARM CR BK	400,000.00,	2/25/2020	400018.78	399,932.01
3130A1XJ2	JUNE-2019	FED HOME LN BK	800000.00	6/14/2024	822180.28	837,703.98
3130A5R35	JUNE-2019	FED HOME LN BK	400000.00	6/13/2025	412723.31	420,515.99
3130A5R35	JUNE-2019	FED HOME LN BK	100000.00	6/13/2025	102451.76	105,129.00
3133X8L34	JUNE-2019	FED HOME LN BK	2,000,000.00	9/9/2024	2295659.30	2,339,880.06
33133XDVS7	JUNE-2019	FED HOME LN BK	700,000.00	12/11/2020	731946.59	733,040.01
31300LVH5	JUNE-2019	FHLMC ARM POO#848716	200,000.00	1/1/2037	43734.88	43,603.10
3133TTX48	JUNE-2019	FHLMC REMIC SER2326ZQ	300,000.00	6/15/2031	26463.07	26,753.30
3136ACLE9	JUNE-2019	FNM130258D	1,400,000.00	3/25/2033	529643.61	536,904.82
3136ACU25	JUNE-2019	FNM13015DC	500,000.00	3/25/2033	197222.80	199,554.76
3136AKJK0	JUNE-2019	FNRM CL041CM	1,000,000.00	6/25/2040	419628.05	430,331.66
3137B1CT7	JUNE-2019	FHL4195LH	600,000.00	12/15/2031	209028.20	206,711.83
31392WB41	JUNE-2019	FHL2512PG	400,000.00	10/15/2022	35722.63	35,413.32
31394H2Q3	JUNE-2019	FHL2662DH	1,200,000.00	8/15/2023	333452.32	333,490.00
31395HVM9	JUNE-2019	FHL2896BZ	200,000.00	11/15/2034	183320.65	184,379.74
38374F2L7	JUNE-2019	GNM04024ZM	700,000.00	4/20/2034	538061.35	538,247.01
FDIC INS			10500000.00		7281257.58	7,371,590.59
						250,000.00
	Jun-19					7,621,590.59

TOTALS

PRIOR MONTH ENDING BANK STATEMENT BALANCE \$4,933,103.51 216
 CLEARED DEPOSITS \$2,379,995.80 4
 CLEARED ADDITIONS \$98,825.54 484
 CLEARED CHECKS \$2,306,700.61- 5
 CLEARED DEDUCTIONS \$404,766.70- 5

CURRENT MONTH ENDING BANK STATEMENT BALANCE \$4,720,457.54

CURRENT MONTH ENDING BANK STATEMENT BALANCE \$4,700,577.54
 OUTSTANDING DEPOSITS \$1.00
 OUTSTANDING ADDITIONS \$1.00
 OUTSTANDING CHECKS \$465,834.17- 492
 OUTSTANDING DEDUCTIONS \$1.00

RECONCILED BOOK BALANCE \$4,234,623.37
 ENDING STATEMENT DATE 06/30/2019 CLERK: PB

COOKE COUNTY
 C.D. INVESTMENTS
 QUARTERLY REPORT
 APRIL-JUNE (3RD QTR 2019)

LANDMARK BANK

<u>C.D.#</u>	<u>PURCHASED</u>	<u>PRINCIPAL</u>	<u>MAT. DATE</u>	<u>INTEREST</u>
Gen/4170807103	May 26, 2018	500,000.00	May 26, 2019	2,353.01 @ 1.93%
Gen/4170807095	May 26, 2018	500,000.00	May 26, 2019	2,353.01 @ 1.93%
Library-Liddell 7822	Jan 17, 2019	7,500.00	Jan 17, 2021	35.14 @ 1.90%
Library-Liddell 7830	Jan 17, 2019	7,500.00	Jan 17, 2021	35.14 @ 1.90%
Library-Rosenstein 5099	Sept 12, 2017	11,000.00	Dec 12, 2020	29.11 @ 1.05%
Library-Rosenstein 5198	Dec 16, 2017	8,000.00	Mar 16, 2021	20.71 @ 1.05%

PROSPERITY BANK

<u>C.D.#</u>	<u>PURCHASED</u>	<u>PRINCIPAL</u>	<u>MAT. DATE</u>	<u>INTEREST</u>
14401708	Sept 17, 2017	250,000.00	Sept 17, 2019	548.63 @ .90%

THE FIRST STATE BANK

<u>C.D.#</u>	<u>PURCHASED</u>	<u>PRINCIPAL</u>	<u>MAT. DATE</u>	<u>INTEREST</u>
17445	Sept 17, 2017	250,000.00	Sept 17, 2019	548.63 @ .90%

MUENSTER STATE BANK

<u>C.D.#</u>	<u>PURCHASED</u>	<u>PRINCIPAL</u>	<u>MAT. DATE</u>	<u>INTEREST</u>
2129	Sept 17, 2017	250,000.00	Sept 17, 2019	548.63 @ .90%

TOTAL INTEREST EARNED: \$6,472.01

COOKE COUNTY
QUARTERLY REPORT
JANUARY-MARCH
(3RD QTR 2019)

STONE CASTLE FICA ACCOUNT

Account#:4900

Principal: \$2,000,000.00

Avg. Net APY: 2.29 %

Net Interest Earned: **\$11,454.38**

Cooke County

Attn: Patty Brennan
 101 S. Dixon Street
 Gainesville, TX 76240

Depositor Statement

June 1, 2019 - June 30, 2019

Account #: 104791304900

Account at-a-Glance

Beginning Balance	2,012,509.72
+ Net Deposits	-12,509.72
+ Net Accrued Interest ²	3,740.85
Ending Balance	2,003,740.85
Days In Period ⁴	30
Average Daily Balance ⁵	2,005,003.89
Net APR This Period ⁶	2.2700%
Available Balance ⁷	2,000,000.00

Depositor Information

Website: www.ficaaccount.com
 Support Center: (866) 343-5516

Account Transactions

Description	Date	Amount(USD\$)
Withdrawal	2019-06-13	-12,509.72

Insured Depository Detail

Depository Bank	FDIC Cert#	Balance(USD\$)
1st National Bank	6646	39.97
Access National Bank	35189	10.15
Admirals Bank	27015	120.06
AimBank	3304	101.03
Alma Bank	58424	966.85
American National Bank	19300	401.46
Anstaff Bank	3869	2,665.95
Associated Bank National Association	5296	264.80
BNB Bank	6976	11,525.21
Banc of California, National Association	35498	70,334.96
BancCentral National Association	4033	1,026.89
Bank of China - New York Branch	33653	28,546.13
Bank of England	13303	86.62
Bank of Fayette County	10308	14.27
Bank of Lindsay	19087	10.22
Bank of the Ozarks	110	247,720.00
Bank of the Prairie	4626	26.22
Bank3	15205	723.92
BankUnited National Association	58979	34,842.51

Cooke County

Attn: Patty Brennan
101 S. Dixon Street
Gainesville, TX 76240

Depositor Statement

June 1, 2019 - June 30, 2019

Account #: 104791304900

Depository Bank	FDIC Cert#	Balance(USD\$)
Bankers Bank of Kansas	27351	104.51
Bankwell Bank	57368	460.73
Bar Harbor Bank & Trust	11971	6,286.19
Blue Ridge Bank, National Association	35274	262.44
BofI Federal Bank	35546	431.07
Bridgewater Bank	58210	2,450.38
Brunswick Bank and Trust Company	20220	361.90
Brunswick State Bank	13692	563.06
CBank	58434	73.83
CFBank	28263	64.80
Cadence Bank N.A.	4999	10.61
Capital Bank National Association	35278	228.60
Cedar Rapids Bank and Trust Company	57244	26.31
Cedar Rapids State Bank	18820	57.21
Centennial Bank	11241	10,609.64
CenterState Bank of Florida National Associat	33555	24.20
Centier Bank	12854	14.60
Central Bank	58377	3,329.81
Central Bank	1756	459.60
Cherokee State Bank	951	21.64
Chisholm Trail State Bank	21955	12.77
CiVista Bank	12982	100,017.68
Citibank N.A.	7213	149,473.51
Citizens Bank	14851	36.21
Community Bank of the Bay	34210	7,542.13
ConnectOne Bank	57919	4,745.94
Cornerstone Bank	5635	98.15
Cornerstone Bank	90282	82.54
Cornerstone Community Bank	58411	84.04
Customers Bank	34444	279.49
Dime Savings Bank of Williamsburgh	16012	124.09
Eagle Bank	90191	587.03
East West Bank	31628	22.05
Elderton State Bank	12985	27.16
Entegra Bank	31445	43.03
Envision Bank	90270	43.69
EvaBank	26799	25.37
Evergreen Bank Group	35230	57,104.39
Evolve Bank & Trust	1299	47.30
Exchange Bank and Trust Company	13366	747.36
F & M Community Bank National Association	10967	18.25
Farmers & Merchants Savings Bank	10492	302.64
Farmers Trust and Savings Bank	12858	186.91
Farmers and Merchants State Bank of	1599	410.37
Fayette Savings Bank SSB	31936	74.27
Federal Savings Bank	35518	50,728.21
First Bank	58481	306.49
First Carolina Bank	35530	456.71
First Community Bank of Bedford County	27211	32.33

Cooke County

Attn: Patty Brennan
101 S. Dixon Street
Gainesville, TX 76240

Depositor Statement

June 1, 2019 - June 30, 2019

Account #: 104791304900

Depository Bank	FDIC Cert#	Balance(USD\$)
First Community Bank of Western Kentucky	14735	149.97
First Federal Savings and Loan Association of	31406	16.16
First International Bank & Trust	10248	15,663.15
First Midwest Bank of Dexter	19001	35.79
First National Bank	14712	13.76
First National Bank	26219	11.93
First National Bank of Long Island	7072	201.76
First National Bank of Mifflintown	7613	99.61
First National Bank of Pennsylvania	7888	182.36
First Savings Bank Northwest	29058	1,007.78
First Sentinel Bank	31928	424.37
First State Bank	13622	79.67
First State Bank	19163	26.76
First State Bank of DeQueen	21805	806.95
First Virginia Community Bank	58696	7,936.37
Franklin Savings Bank	19836	123.12
Franklin Synergy Bank	58714	76,739.54
GBC International Bank	22366	462.86
Genesee Regional Bank	26333	13.07
Georgia Banking Company	57071	221.24
Gold Coast Bank	58654	352.61
Gorham Savings Bank	17748	1,269.08
Grand Ridge National Bank	3674	139.94
Great Midwest Bank SSB	29657	382.18
Great Western Bank	15289	15,964.78
Guaranty Bank	28670	35,125.31
Hanover Community Bank	58675	438.38
Hardin County Bank	20993	401.93
Hardin County Savings Bank	5817	47.08
Hawthorn Bank	10619	857.08
Heartland Bank	9443	119.31
Hiawatha Bank and Trust Company	34488	10.70
Horizon Bank National Association	4360	3,127.13
IBERIABANK	28100	26,691.45
Incommons Bank N.A.	3342	276.66
Independent Bank	3076	77,469.67
Inland Bank and Trust	22444	91.45
International City Bank National Association	25648	49.46
Investar Bank	58316	60,771.01
Ion Bank	18198	556.93
Katahdin Trust Company	12874	15.97
Kennett National Bank	18879	26.52
Lake City Bank	13102	57,065.98
Lakeside State Bank	22217	23.33
Landmark Community Bank	34982	141.86
Landmark National Bank	5826	312.96
Lead Bank	8283	353.08
Legacy Texas Bank	58006	159.01
Legends Bank	34936	333.49

Cooke County

Attn: Patty Brennan
101 S. Dixon Street
Gainesville, TX 76240

Depositor Statement

June 1, 2019 - June 30, 2019

Account #: 104791304900

Depository Bank	FDIC Cert #	Balance(USD\$)
Lone Star Capital Bank NA	35015	87.51
MINT National Bank	58764	45.56
MainStreet Bank	57742	950.33
Manufacturers Bank	18618	7,281.72
Mascoma Savings Bank	18013	2,202.76
Meramec Valley Bank	19200	203.31
Merchants & Planters Bank	16464	719.76
Merchants Bank of Indiana	8056	27,355.38
Meridian Bank	57777	997.87
MetaBank	30776	223.91
Metro Phoenix Bank	58402	30.29
Metropolitan National Bank	34699	151.95
Mid America Bank	11459	50.79
Mid Penn Bank	9889	87.18
MidCoast Community Bank	58498	488.80
Morris Bank	17910	192.64
MutualBank	27744	21.01
NBKC Bank	35014	17,805.38
NebraskaLand National Bank	34811	1,243.00
NewBank	58203	1,117.27
Newburyport Five Cents Savings Bank	90251	40.49
NexBank SSB	29209	2,745.40
Ohio Valley Bank Company	384	506.17
Old Missouri Bank	8252	29.56
OneUnited Bank	23966	30.37
Opportunity Bank of Montana	30182	24.72
Pacific Coast Bankers Bank	34252	182.14
Pacific Enterprise Bank	58415	4,190.98
Pacific Mercantile Bank	34940	1,072.55
Park National Bank	6653	21.61
Peapack-Gladstone Bank	11035	19.02
Peoples Bank	9489	18.12
Peoples Bank and Trust Company of Clinton	58172	12.56
Piedmont Bank	58374	17,248.42
Pilot Bank	27045	125.77
Pinnacle Bank	10634	148.06
Poppy Bank	57903	12,829.57
Preferred Bank	33539	101,244.73
Premier Bank	34384	81.69
Prime Alliance Bank	57920	378.67
PrimeSouth Bank	5694	18.70
Progress Bank and Trust	58719	492.61
Providence Bank	1643	691.10
Provident Bank	90141	1,127.44
Reading Co-operative Bank	26620	797.20
Regent Bank	4160	1,471.29
Relyance Bank National Association	19371	87.13
RiverBend Bank	26708	15.77
RiverWood Bank	27932	191.81

Cooke County

Attn: Patty Brennan
101 S. Dixon Street
Gainesville, TX 76240

Depositor Statement

June 1, 2019 - June 30, 2019

Account #: 104791304900

Depository Bank	FDIC Cert#	Balance(USD\$)
Rockford Bank and Trust Company	57927	36.51
Royal Savings Bank	28068	584.65
Salem Co-operative Bank	27824	36.93
Sandy Spring Bank	4865	425.54
SaviBank	57978	160.73
Savoy Bank	58641	474.47
Schuyler Savings Bank	30072	53.55
Seaside National Bank & Trust	58328	41.49
Seattle Bank	35139	240.66
Security Bank	5424	906.99
Security First Bank	5415	122.54
Security State Bank	421	12.50
Security State Bank	485	243.13
ServisFirst Bank	57993	106,247.40
Signature Bank	57053	178,712.21
Simmons First National Bank	3890	224,448.23
SmartBank	58463	7,818.51
Solera National Bank	58534	175.61
South Story Bank & Trust	17348	58.78
SouthEast Bank	57348	2,582.27
Southern Bank	28332	83.43
Southern States Bank	58558	100.97
St. Henry Bank	9871	245.19
Standing Stone National Bank	27506	112.79
Start Community Bank	58952	33.78
Sterling Bank	6195	24.03
Surety Bank	33026	21.22
Sussex Bank	22221	487.41
Texas Capital Bank National Association	34383	448.71
Third Coast Bank SSB	58716	7,180.79
Tradition Capital Bank	58057	2,590.29
Traditional Bank Inc.	2711	252.19
Transportation Alliance Bank Inc.	34781	13.68
TriState Capital Bank	58457	9,995.59
Truxton Trust Company	57825	808.81
Twin City Bank	35261	17.82
Union Bank & Trust	34589	118.24
Union Savings and Loan Association	27752	32.59
United Bank	22858	10,487.76
Valley National Bank	9396	17,582.90
Valliance Bank	57841	243.40
Verus Bank of Commerce	58025	694.16
Vinton County National Bank	6636	10.09
Vista Bank	1210	35.10
Washington Trust Company of Westerly	23623	31,554.85
West Michigan Community Bank	22308	154.53
Westbury Bank	28400	61.07
Western Alliance Bank	57512	20.98
Western States Bank	58395	26.32

Cooke County

Attn: Patty Brennan
101 S. Dixon Street
Gainesville, TX 76240

Depositor Statement

June 1, 2019 - June 30, 2019

Account #: 104791304900

Depository Bank	FDIC Cert #	Balance(USD\$)
Woori America Bank	24920	359.52
Aggregate Net Accrued Interest ³		3,740.85

Total	2,003,740.85
--------------	---------------------

Disclosure Information

¹ The Federally Insured Cash Account (FICA) is not a member of the Federal Deposit Insurance Corporation (FDIC), but the banks in which the money is deposited are FDIC members. The FDIC is an independent agency of the U.S. government that protects the funds depositors place in FDIC insured institutions. FDIC deposit insurance is backed by the full faith and credit of the U.S. government.

² Net Accrued Interest is the estimated amount of the accrued interest earned for the current month less any FICA Fee with respect to such interest. Net Accrued Interest cannot be withdrawn from the account until it is credited to the account. There is no guarantee that the account holder will receive the full amount as stated. Refer to the U.S. Bank Custodial Statement, provided via ficaaccount.com, for further details regarding interest earned and fees charged. Net Accrued Interest is for informational purposes only.

³ Aggregate Net Accrued Interest is the sum of the current month's Net Accrued Interest and any prior period Net Accrued Interest not yet paid.

⁴ Days In Period ("DIP") is the number of days in the period beginning on, and including the later of, the first day of the month or the business day an initial deposit is received by the FICA Custodian if received on or before 3:00PM EST or the business day immediately following if received after 3:00PM EST, and ending on, and including, the last day of the month. DIP does not include any date on which the balance is zero.

⁵ Average Daily Balance is the sum of the beginning balance plus any deposits less any withdrawals averaged across number of days in Days In Period.

⁶ Net APR This Period is the annualized rate that reflects the relationship between the net interest received plus any Net Accrued Interest and the Average Daily Balance for the statement period.

⁷ Available Balance reflects the amount that can be withdrawn as of the date of the statement. This balance is the Ending Balance less the Aggregate Net Accrued Interest amount.

*Interest will not accrue for balances of \$1,000.00 or lower

We encourage you to compare the information provided in our statement with the U.S. Bank custody statement. You may access the U.S. Bank custody statement by calling 1-866-343-5516.

StoneCastle Cash Management, LLC is an SEC Registered Investment Advisor. StoneCastle Cash Management, LLC is an affiliate of StoneCastle Partners, LLC, a leading asset management and financial services company dedicated to investing and serving the community banking sector. Performance data shown represents past performance, and is no guarantee of future results. Rates may change without notice. Please read the Terms and Conditions relating to the FICA program for more complete information and the governing terms of the account. Review your statement for accuracy. If you have any questions regarding your account, contact a FICA representative. Registration with the SEC does not imply a particular level of skill or training.

QUARTERLY INVESTMENTS-TEX-STAR
PATTY BRENNAN, COOKE COUNTY TREASURER
APRIL-JUNE (3RD QTR 2019)

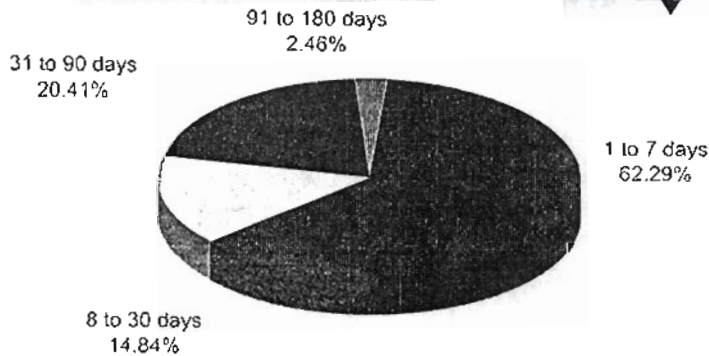
ACCT NAME	BALANCE FORWARD	DEPOSITS	WITH-DRAWALS	CURRENT INTEREST	ENDING BALANCE	
GENERAL	\$ 8,048,228.27		0.00	1,000,000.00	\$ 45,774.42	\$7,094,002.69
R & B -1	\$ 718,303.03		0.00	0.00	\$ 4,311.29	\$722,614.32
R & B -2	\$ 508,011.22		0.00	60,000.00	\$ 2,772.84	\$450,784.06
R & B -3	\$ 605,771.90		0.00	90,000.00	\$ 3,221.44	\$518,993.34
R & B -4	\$ 881,952.88	150,000.00	150,000.00		\$ 5,118.44	\$887,071.32
FM & L	\$ 335,935.58		0.00	0.00	\$ 2,016.29	\$337,951.87
ADULT PROB	\$ 219,689.67		0.00	5,000.00	\$ 1,300.60	\$215,990.27
PERMANENT IMPROVEMENT	\$ 1,141,853.24	40,000.00		0.00	\$ 6,994.94	\$1,188,848.18
LIBRARY	\$ 30,862.82		0.00	0.00	\$ 185.21	\$31,048.03
JP-CH SECURITY	\$ 10,353.46		0.00	0.00	\$ 62.19	\$10,415.65
COURTHOUSE SECURITY	\$ 66,771.41		0.00	0.00	\$ 400.78	\$67,172.19
RECORDS MANAGEMENT	\$ 46,029.72		0.00	0.00	\$ 276.27	\$46,305.99
RECORDS PRESERVATION	\$ 25,307.16	10,000.00		0.00	\$ 187.25	\$35,494.41
ARCHIVE FEES	\$ 40,887.74		0.00	0.00	\$ 245.39	\$41,133.13
2012 GO REFUNDING	\$ 223,182.38		0.00	0.00	\$ 1,339.56	\$224,521.94
STATE FEES	\$ 30,391.14	30,000.00	10,000.00		\$ 177.27	\$50,568.41
DIST ATTY FORFEITURE	\$ 25,706.24		0.00	0.00	\$ 154.31	\$25,860.55
SHERIFF FORFEITURE	\$ 25,706.24	15,000.00		0.00	\$ 207.34	\$40,913.58
JAIL COMMISSARY	\$ 40,393.94		0.00	0.00	\$ 242.45	\$40,636.39
HOTEL/MOTEL TAX	\$ 101,123.01	25,000.00		0.00	\$ 688.64	\$126,811.65
	<u>\$ 13,126,461.05</u>	<u>270,000.00</u>	<u>1,315,000.00</u>	<u>\$ 75,676.92</u>	<u>\$12,157,137.97</u>	

<u>TOTAL: TREAS FUND</u>	BAL FORWARD	CURRENT INT.	BALANCE
YEAR - TO - DATE INTEREST	\$ 122,768.84	75,676.92	198,445.76


AVG INTEREST FOR 3rd QTR 2.41% MKT VALUE PER SHARE 1.00

Information at a Glance

Portfolio by Type of Investment As of June 30, 2019



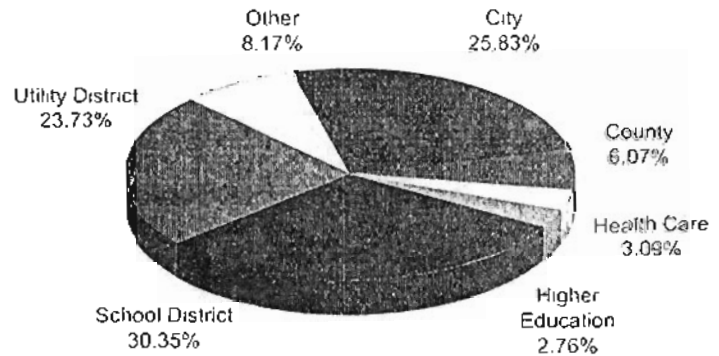
Repurchase Agreements
42.33%



Treasuries
11.45%

Agencies
46.22%

Portfolio by Maturity As of June 30, 2019



Distribution of Participants by Type As of June 30, 2019

Historical Program Information

Month	Average Rate	Book Value	Market Value	Net Asset Value	WAM (1)*	WAM (2)*	Number of Participants
Jun 19	2.3790%	\$ 8,072,061,682.23	\$8,072,222,027.73	1.000019	19	103	906
May 19	2.4048%	8,251,300,232.20	8,251,929,597.00	1.000042	25	105	902
Apr 19	2.4243%	8,464,290,753.69	8,464,331,283.11	1.000004	26	101	895
Mar 19	2.4112%	8,378,300,782.34	8,378,032,817.90	0.999968	41	106	893
Feb 19	2.4001%	9,198,012,187.60	9,197,689,206.82	0.999964	45	99	891
Jan 19	2.3937%	8,624,044,987.80	8,623,938,284.28	0.999987	37	82	890
Dec 18	2.3069%	7,738,483,374.11	7,738,245,287.60	0.999940	40	95	888
Nov 18	2.2176%	6,683,233,268.87	6,682,898,473.43	0.999949	41	102	886
Oct 18	2.1615%	6,581,942,899.40	6,581,269,831.00	0.999897	41	101	884
Sep 18	1.9995%	6,458,418,968.50	6,458,002,746.78	0.999935	30	96	883
Aug 18	1.9225%	6,701,017,159.16	6,701,228,119.73	0.999971	24	91	879
Jul 18	1.8965%	6,837,425,331.68	6,837,427,966.67	1.000000	19	84	877

Portfolio Asset Summary as of June 30, 2019

	Book Value	Market Value
Uninvested Balance	\$ 364.52	\$ 364.52
Accrual of Interest Income	11,090,143.62	11,090,143.62
Interest and Management Fees Payable	(16,412,379.87)	(16,412,379.87)
Payable for Investment Purchased	0.00	0.00
Repurchase Agreement	3,419,281,999.78	3,419,281,999.78
Government Securities	4,658,101,554.18	4,658,261,899.68
Total	\$ 8,072,061,682.23	\$ 8,072,222,027.73

Market value of collateral supporting the Repurchase Agreements is at least 102% of the Book Value. The portfolio is managed by J.P. Morgan Chase & Co. and the assets are safekept in a separate custodial account at the Federal Reserve Bank in the name of TexSTAR. The only source of payment to the Participants are the assets of TexSTAR. There is no secondary source of payment for the pool such as insurance or guarantee. Should you require a copy of the portfolio, please contact TexSTAR Participant Services.

TexSTAR Holdings Report
April 30, 2019

Security Number	Security Description	Shares/Par	Maturity Date
CASH EQUIVALENTS :			
REPURCHASE AGREEMENTS :			
0CAN05S28	CITIBANK N.A. (REPO)	264,936,250.00	05/01/19
0CTG10BL9	CITIGROUP GLOBAL MARKETS INC (REPO)	294,373,610.92	05/01/19
0HSB11TO3	HSBC SECURITIES (USA) INC. (REPO)	325,000,000.00	05/01/19
0MRL09RT6	MERRILL LYNCH, PFS INCORPORATED (REPO)	1,560,180,138.87	05/01/19
	Total - REPURCHASE AGREEMENTS :	<u>2,444,489,999.79</u>	
Total - CASH EQUIVALENTS :		<u>2,444,489,999.79</u>	
FIXED INCOME :			
GOVERNMENT BONDS :			
3130ADAG7	FEDERAL HOME LOAN BANKS BOND	58,600,000.00	06/27/19
3130ADCL4	FEDERAL HOME LOAN BANKS BOND	75,000,000.00	01/09/20
3130ADOG4	FEDERAL HOME LOAN BANKS BOND	100,000,000.00	07/16/19
3130ADGJ5	FEDERAL HOME LOAN BANKS BOND	75,000,000.00	01/22/20
3130ADHW5	FEDERAL HOME LOAN BANKS BOND	75,000,000.00	07/25/19
3130ADKQ4	FEDERAL HOME LOAN BANKS BOND	75,000,000.00	01/30/20
3130AETA8	FEDERAL HOME LOAN BANKS BOND	100,000,000.00	08/29/19
3130AFDK0	FEDERAL HOME LOAN BANKS BOND	75,000,000.00	05/14/19
3130AFXS1	FEDERAL HOME LOAN BANKS BOND	230,000,000.00	08/27/19
3130AG2J3	FEDERAL HOME LOAN BANKS BOND	45,000,000.00	03/12/20
3133EHU92	FEDERAL FARM CREDIT BANKS BOND	33,000,000.00	09/20/19
3133EHZM8	FEDERAL FARM CREDIT BANKS BOND	75,000,000.00	09/20/19
3133EJ6P9	FEDERAL FARM CREDIT BANKS BOND	50,000,000.00	02/01/21
3133EJE96	FEDERAL FARM CREDIT BANKS BOND	34,000,000.00	07/09/20
3133EJGY9	FEDERAL FARM CREDIT BANKS BOND	75,000,000.00	01/21/20
3133EJRK7	FEDERAL FARM CREDIT BANKS BOND	31,900,000.00	12/11/19
3133EJS42	FEDERAL FARM CREDIT BANKS BOND	88,000,000.00	08/13/20
3133EJWY1	FEDERAL FARM CREDIT BANKS BOND	67,000,000.00	08/14/20
3133EJX20	FEDERAL FARM CREDIT BANKS BOND	25,000,000.00	11/27/20
3133EKAC0	FEDERAL FARM CREDIT BANKS BOND	105,000,000.00	02/08/21
3133EKDN3	FEDERAL FARM CREDIT BANKS BOND	75,000,000.00	07/15/20
3134GTJN4	FEDERAL HOME LOAN MORTGAGE CORP	100,000,000.00	04/22/20
3134GTLJ0	FEDERAL HOME LOAN MORTGAGE CORP	100,000,000.00	04/29/20
3135G0U68	FEDERAL NATIONAL MORTGAGE ASSOCIATION	40,000,000.00	10/30/19
3135G0U76	FEDERAL NATIONAL MORTGAGE ASSOCIATION	25,000,000.00	04/30/20
9128285Y2	UNITED STATES OF AMERICA NOTES	225,000,000.00	01/31/21
912828KQ2	UNITED STATES OF AMERICA NOTES	99,000,000.00	05/15/19
912828LJ7	UNITED STATES OF AMERICA NOTES	250,000,000.00	08/15/19
912828SX9	UNITED STATES OF AMERICA NOTES	185,000,000.00	05/31/19
912828WLD	UNITED STATES OF AMERICA NOTES	100,000,000.00	05/31/19
912828Y53	UNITED STATES OF AMERICA NOTES	100,000,000.00	07/31/20
	Total - GOVERNMENT BONDS :	<u>2,791,500,000.00</u>	

TexSTAR Holdings Report
April 30, 2019

Security Number	Security Description	Shares/Par	Maturity Date
Total - FIXED INCOME :		<u><u>2,791,500,000.00</u></u>	
SHORT TERM INVESTMENTS :			
DISCOUNTED NOTES :			
313384FA2	FEDERAL HOME LOAN BANKS DISCOUNT NOTES	250,000,000.00	05/01/19
313384FC8	FEDERAL HOME LOAN BANKS DISCOUNT NOTES	300,000,000.00	05/03/19
313384FH7	FEDERAL HOME LOAN BANKS DISCOUNT NOTES	500,000,000.00	05/08/19
313384FK0	FEDERAL HOME LOAN BANKS DISCOUNT NOTES	265,000,000.00	05/10/19
313384JN0	FEDERAL HOME LOAN BANKS DISCOUNT NOTES	250,000,000.00	07/24/19
313384JU4	FEDERAL HOME LOAN BANKS DISCOUNT NOTES	250,000,000.00	07/30/19
313396FN8	FEDERAL HOME LOAN MORTGAGE CORP DISCOUNT NOTES	123,585,000.00	06/13/19
313396FS7	FEDERAL HOME LOAN MORTGAGE CORP DISCOUNT NOTES	300,000,000.00	05/17/19
313396FV0	FEDERAL HOME LOAN MORTGAGE CORP DISCOUNT NOTES	300,000,000.00	05/20/19
313396HB2	FEDERAL HOME LOAN MORTGAGE CORP DISCOUNT NOTES	200,000,000.00	06/18/19
Total - DISCOUNTED NOTES :		<u><u>2,738,585,000.00</u></u>	
TREASURY BILLS :			
912796QV4	UNITED STATES OF AMERICA BILL	250,000,000.00	08/15/19
912796RP6	UNITED STATES OF AMERICA BILL	250,000,000.00	05/09/19
Total - TREASURY BILLS :		<u><u>500,000,000.00</u></u>	
Total - SHORT TERM INVESTMENTS :		<u><u>3,238,585,000.00</u></u>	
		<u><u>\$,474,574,999.79</u></u>	


QUARTERLY INVESTMENTS-LOGIC
PATTY BRENNAN, COOKE COUNTY TREASURER
APRIL-JUNE (3RD QTR 2019)

ACCT NAME	BALANCE FORWARD	DEPOSITS	WITH- DRAWALS	CURRENT INTEREST	ENDING BALANCE
GENERAL	\$ 3,198,689.24	0.00	0.00	\$ 20,291.18	\$3,218,980.42
R & B -1	\$ 387,006.22	0.00	0.00	\$ 2,455.01	\$389,461.23
R & B -2	\$ 282,380.24	0.00	0.00	\$ 1,891.31	\$284,271.55
R & B -3	\$ 358,804.04	0.00	0.00	\$ 2,276.11	\$361,080.15
R & B -4	\$ 384,119.62	0.00	0.00	\$ 2,436.67	\$386,556.29
FM & I	\$ 103,554.40	0.00	0.00	\$ 656.93	\$104,211.33
ADULT PROB	\$ 155,154.73	0.00	0.00	\$ 984.29	\$156,139.02
PERMANENT IMPROVEMENT	\$ 499,936.01	0.00	0.00	\$ 3,171.39	\$503,107.40
COURTHOUSE SECURITY	\$ 51,777.25	0.00	0.00	\$ 328.42	\$52,105.67
RECORDS MANAGEMENT	\$ 54,517.23	0.00	0.00	\$ 345.81	\$54,863.04
ARCHIVE FEES	\$ 25,800.10	0.00	0.00	\$ 163.63	\$25,963.73
LAW LIBRARY	\$ 25,800.10	0.00	0.00	\$ 163.63	\$25,963.73
SHERIFF FORFEITURE	\$ 25,800.10	0.00	0.00	\$ 163.63	\$25,963.73
DIST ATTY FORFEITURE	\$ 25,800.10	0.00	0.00	\$ 163.63	\$25,963.73
2012 GO REFUNDING	\$ 180,244.95	0.00	0.00	\$ 1,143.39	\$181,388.34
	<u>\$ 5,759,384.33</u>	<u>0.00</u>	<u>0.00</u>	<u>\$ 36,635.03</u>	<u>\$5,796,019.36</u>

<u>TOTAL: TREAS FUND</u>	BAL FORWARD	CURRENT INT.	BALANCE
YEAR - TO - DATE INTEREST	\$ 66,466.80	36,635.03	103,101.83
AVG INTEREST FOR 3RD QTR	2.54%	MKT VALUE PER SHARE	1.00

**Portfolio by
Type of Investment
As of June 30, 2019**


91 to 180 days 19.33% 180+ days 4.12%



Commercial Paper 85.68%

Repurchase Agreements 12.83%

Treasuries 1.49%



**Portfolio by
Maturity
As of June 30, 2019**

Other 7.97%

City 26.87%


Utility District 16.58%

County 9.78%

School District 34.49%

Health Care 1.66%

Higher Education 2.65%



**Distribution of
Participants by Type
As of June 30, 2019**

Historical Program Information

Month	Average Rate	Book Value	Market Value	Net Asset Value	WAM (1)*	WAM (2)*	Number of Participants
Jun 19	2.4927%	\$6,678,845,642.86	\$6,680,097,200.26	1.000187	53	83	603
May 19	2.5410%	6,902,363,717.50	6,902,977,310.94	1.000010	55	85	601
Apr 19	2.5838%	7,102,256,313.78	7,102,595,058.50	1.000047	50	77	598
Mar 19	2.6015%	7,337,871,011.97	7,337,944,552.70	1.000010	39	70	595
Feb 19	2.6090%	7,628,880,062.17	7,629,799,651.08	1.000120	43	74	590
Jan 19	2.5949%	7,520,879,084.28	7,521,195,255.96	1.000042	36	61	588
Dec 18	2.4805%	6,949,078,936.52	6,948,456,687.31	0.999870	38	62	586
Nov 18	2.4072%	6,560,982,375.72	6,560,576,218.42	0.999938	45	78	583
Oct 18	2.3320%	6,022,652,132.65	6,022,591,550.03	0.999989	46	87	581
Sep 18	2.2112%	6,222,015,405.64	6,222,101,273.25	1.000013	34	69	576
Aug 18	2.1843%	6,457,668,295.78	6,458,782,262.06	1.000073	34	66	574
Jul 18	2.1750%	6,693,358,601.72	6,694,255,228.51	1.000133	30	59	573

Portfolio Asset Summary as of June 30, 2019

	Book Value	Market Value
Uninvested Balance	\$ 44.14	\$ 44.14
Accrual of Interest Income	6,243,994.56	6,243,994.56
Interest and Management Fees Payable	(14,590,978.12)	(14,590,978.12)
Payable for Investment Purchased	0.00	0.00
Receivable for Investment Sold	0.00	0.00
Repurchase Agreements	857,954,999.91	857,954,999.91
Commercial Paper	5,729,908,671.01	5,731,076,903.77
Government Securities	99,328,911.36	99,412,236.00
Total	\$6,678,845,642.86	\$ 6,680,097,200.26

Market value of collateral supporting the Repurchase Agreements is at least 102% of the Book Value. The portfolio is managed by J.P. Morgan Chase & Co. and the assets are safekept in a separate custodial account at the Federal Reserve Bank in the name of LOGIC. The only source of payment to the Participants are the assets of LOGIC. There is no secondary source of payment for the pool such as insurance or guarantee. Should you require a copy of the portfolio, please contact LOGIC Participant Services.

LOGIC Holdings Report
May 31, 2019

Security Number	Security Description	Shares/Par	Maturity Date
CASH EQUIVALENTS :			
REPURCHASE AGREEMENTS :			
0CAN05T92	CITIBANK N.A. REPO	81,425,875.00	06/03/19
0CTG10D45	CITIGROUP GLOBAL MARKETS INC REPO	90,473,194.39	08/03/19
0SB001BD5	BOFA SECURITIES, INC REPO	479,507,930.55	06/03/19
	Total - REPURCHASE AGREEMENTS :	651,406,999.94	
Total - CASH EQUIVALENTS :		651,406,999.94	
SHORT TERM INVESTMENTS :			
COMMERCIAL PAPER (INTEREST BEARING) :			
00182HGW6	ANZ NEW ZEALAND INTL CORPORATE COMMERCIAL PAPER	50,000,000.00	08/07/19
02089XDM6	ALPINE S LTD/ALPINE S CORPORATE COMMERCIAL PAPER	30,000,000.00	09/06/19
02089XDY0	ALPINE S LTD/ALPINE S CORPORATE COMMERCIAL PAPER	123,000,000.00	09/23/19
03664BYJ9	ANTALIS S.A CORPORATE COMMERCIAL PAPER	22,000,000.00	11/18/19
05970PU56	BANCO DEL ESTA DE CHILE CORPORATE COMMERCIAL PAPER	50,000,000.00	07/05/19
06417KW62	BANK OF NOVA SCOTIA CORPORATE COMMERCIAL PAPER	10,000,000.00	09/06/19
06417LJF5	BANK OF NOVA SCOTIA CORPORATE COMMERCIAL PAPER	40,000,000.00	06/14/19
06417LJP3	BANK OF NOVA SCOTIA CORPORATE COMMERCIAL PAPER	75,000,000.00	06/21/19
06417LKC0	BANK OF NOVA SCOTIA CORPORATE COMMERCIAL PAPER	40,000,000.00	07/19/19
0667K1T35	BANQUE ET CAISSE CORPORATE COMMERCIAL PAPER	128,000,000.00	06/03/19
0667K1V16	BANQUE ET CAISSE CORPORATE COMMERCIAL PAPER	50,000,000.00	08/01/19
06743MT34	BARCLAYS BANK PLC CORPORATE COMMERCIAL PAPER	120,000,000.00	06/03/19
06743MTU4	BARCLAYS BANK PLC CORPORATE COMMERCIAL PAPER	50,000,000.00	06/28/19
06945MT30	BARTON CAPITAL SA CORPORATE COMMERCIAL PAPER	12,000,000.00	06/03/19
06945MU87	BARTON CAPITAL SA CORPORATE COMMERCIAL PAPER	50,000,000.00	07/08/19
07644BWL2	BEDFORD ROW FDG CORPORATE COMMERCIAL PAPER	10,000,000.00	09/20/19
07644DHJ0	BEDFORD ROW FDG CORPORATE COMMERCIAL PAPER	40,000,000.00	10/29/19
07644DHZ4	BEDFORD ROW FUNDING CORP COMMERCIAL PAPER	25,000,000.00	02/21/20
07646KDG2	BEDFORD ROW FDG CORPORATE COMMERCIAL PAPER	35,000,000.00	06/03/19
07646KDK3	BEDFORD ROW FDG CORPORATE COMMERCIAL PAPER	40,000,000.00	06/20/19
07646KDW7	BEDFORD ROW FDG CORPORATE COMMERCIAL PAPER	100,000,000.00	10/22/19
13608CGN6	CANADIAN IMPERIAL BK CORPORATE COMMERCIAL PAPER	25,000,000.00	08/02/19
15060YT34	CEDAR SPRING CPTL CO CORPORATE COMMERCIAL PAPER	200,000,000.00	06/03/19
20272AH41	CMMNWLTH BNK OF AUS CORPORATE COMMERCIAL PAPER	100,000,000.00	08/07/19
21687CBU2	COOPERATIEVE CENTRALE CORPORATE COMMERCIAL PAPER	100,000,000.00	11/04/19
22533UT37	CREDIT AGRICOLE CRP&IN CORPORATE COMMERCIAL PAPER	25,000,000.00	06/03/19
23305EX73	DBS BANK LTD CORPORATE COMMERCIAL PAPER	38,000,000.00	10/07/19
23305EXM0	DBS BANK LTD CORPORATE COMMERCIAL PAPER	125,000,000.00	10/21/19
2332K4H20	DNB BANK ASA CORPORATE COMMERCIAL PAPER	75,000,000.00	06/21/19
2332K4JK1	DNB BANK ASA CORPORATE COMMERCIAL PAPER	100,000,000.00	12/06/19
2332K4JQ8	DNB BANK ASA CORPORATE COMMERCIAL PAPER	100,000,000.00	01/24/20
2960E3V73	ERSTE FINANCE (DE) LLC CORPORATE COMMERCIAL PAPER	120,000,000.00	08/07/19
30601WV55	FAIRWAY FINANCE CORP CORPORATE COMMERCIAL PAPER	25,000,000.00	08/05/19
30601YYV1	FAIRWAY FINANCE CORP CORPORATE COMMERCIAL PAPER	25,000,000.00	08/14/19
30601YZX8	FAIRWAY FINANCE CORP CORPORATE COMMERCIAL PAPER	65,000,000.00	12/09/19

LOGIC Holdings Report

May 31, 2019

Security Number	Security Description	Shares/Par	Maturity Date
30601YZZ1	FAIRWAY FINANCE CORP CORPORATE COMMERCIAL PAPER	35,000,000.00	11/12/19
31849MV24	FIRST ABU DHABI BANK CORPORATE COMMERCIAL PAPER	75,000,000.00	08/02/19
31849MVD0	FIRST ABU DHABI BANK CORPORATE COMMERCIAL PAPER	75,000,000.00	08/13/19
40433FMR7	HSBC BANK PLC CORPORATE COMMERCIAL PAPER	50,000,000.00	07/19/19
40433FNP0	HSBC BANK PLC CORPORATE COMMERCIAL PAPER	100,000,000.00	11/04/19
40433FNT2	HSBC BANK PLC CORPORATE COMMERCIAL PAPER	200,000,000.00	11/08/19
44988KHE2	ING (US) FUNDING LLC CORPORATE COMMERCIAL PAPER	100,000,000.00	11/08/19
48802TK61	KELLS FUNDING, LLC (EX CORPORATE COMMERCIAL PAPER	50,000,000.00	09/03/19
48803TJV7	KELLS FUNDING, LLC (EX CORPORATE COMMERCIAL PAPER	200,000,000.00	06/19/19
48803TKM5	KELLS FUNDING, LLC (EX CORPORATE COMMERCIAL PAPER	100,000,000.00	08/30/19
50286MT68	LA FAYETTE ASSET SEC L CORPORATE COMMERCIAL PAPER	20,000,000.00	06/06/19
53944RWC8	LMA SA & LMA AMERICAS CORPORATE COMMERCIAL PAPER	63,000,000.00	09/12/19
53944RX11	LMA SA & LMA AMERICAS CORPORATE COMMERCIAL PAPER	25,000,000.00	10/01/19
53944RX86	LMA SA & LMA AMERICAS CORPORATE COMMERCIAL PAPER	30,000,000.00	10/08/19
53944RYD4	LMA SA & LMA AMERICAS CORPORATE COMMERCIAL PAPER	50,000,000.00	11/13/19
55078UX33	LVMH CORPORATE COMMERCIAL PAPER	83,000,000.00	10/03/19
55807LVN1	MACQUARIE BANK LIMITED CORPORATE COMMERCIAL PAPER	138,000,000.00	08/22/19
56274MU18	MANHATTAN ASSET FDG. CORPORATE COMMERCIAL PAPER	41,589,000.00	07/01/19
56274MUC4	MANHATTAN ASSET FDG. CORPORATE COMMERCIAL PAPER	85,000,000.00	07/12/19
56274MUG5	MANHATTAN ASSET FDG. CORPORATE COMMERCIAL PAPER	85,000,000.00	07/16/19
57666BT75	MATCHPOINT FINANCE PLC CORPORATE COMMERCIAL PAPER	25,000,000.00	06/07/19
57666BX88	MATCHPOINT FINANCE PLC CORPORATE COMMERCIAL PAPER	100,000,000.00	10/08/19
57666BXF2	MATCHPOINT FINANCE PLC CORPORATE COMMERCIAL PAPER	50,000,000.00	10/15/19
57666BY61	MATCHPOINT FINANCE PLC CORPORATE COMMERCIAL PAPER	55,000,000.00	11/06/19
60683CUG4	MITSUBISHI UFJ TR & BK CORPORATE COMMERCIAL PAPER	30,000,000.00	07/16/19
60689GW93	MIZUHO BANK LTD CORPORATE COMMERCIAL PAPER	80,000,000.00	09/09/19
62479MX16	MUFG BANK LTD NY BRA CORPORATE COMMERCIAL PAPER	60,000,000.00	10/01/19
62479MYC1	MUFG BANK LTD NY BRA CORPORATE COMMERCIAL PAPER	75,000,000.00	11/12/19
63254GJF3	NATL AUSTRALIA BK LTD CORPORATE COMMERCIAL PAPER	65,000,000.00	06/10/19
63254GLF0	NATL AUSTRALIA BK LTD CORPORATE COMMERCIAL PAPER	45,000,000.00	02/14/20
63307NCY1	NATIONAL BK OF CANADA CORPORATE COMMERCIAL PAPER	105,000,000.00	08/22/19
6385E1TC5	NATIONWIDE BLDG SOC CORPORATE COMMERCIAL PAPER	40,000,000.00	06/12/19
63873KWG8	NATIXIS NY CORPORATE COMMERCIAL PAPER	15,000,000.00	09/16/19
63873KZD2	NATIXIS NY CORPORATE COMMERCIAL PAPER	25,000,000.00	12/13/19
63873LCF0	NATIXIS NY CORPORATE COMMERCIAL PAPER	75,000,000.00	09/17/19
63873LCJ2	NATIXIS NY CORPORATE COMMERCIAL PAPER	25,000,000.00	10/07/19
63873LCL7	NATIXIS NY CORPORATE COMMERCIAL PAPER	35,000,000.00	11/01/19
63873LCP8	NATIXIS NY CORPORATE COMMERCIAL PAPER	50,000,000.00	02/07/20
65409SU14	NIEUW AMSTERDAM RECEIVABLES CORP COMMERCIAL PAPER	100,000,000.00	07/01/19
65558KX82	NORDEA BANK ABP CORPORATE COMMERCIAL PAPER	100,000,000.00	10/08/19
69034CGY8	OVERSEA-CHINESE BANKIN CORPORATE COMMERCIAL PAPER	100,000,000.00	07/03/19
74154GXB4	PRICOA SHT TRM FNDG LL CORPORATE COMMERCIAL PAPER	20,000,000.00	10/11/19
74433HT46	PRUDENTIAL FNDG LLC CORPORATE COMMERCIAL PAPER	100,000,000.00	06/04/19
78014XAW7	ROYAL BANK OF CANADA CORPORATE COMMERCIAL PAPER	50,000,000.00	10/01/19
82124MTA8	SHEFFIELD RECEIVABLE CORPORATE COMMERCIAL PAPER	25,800,000.00	06/10/19
83368YCY1	SOCIETE GENERALE SA CORPORATE COMMERCIAL PAPER	60,000,000.00	01/03/20
83369CTE4	SOCIETE GENERALE CORPORATE COMMERCIAL PAPER	17,750,000.00	06/14/19

LOGIC Holdings Report
 May 31, 2019

Security Number	Security Description	Shares/Par	Maturity Date
85324UWR0	STANDARD CHARTERED BNK CORPORATE COMMERCIAL PAPER	100,000,000.00	09/25/19
86564XWT7	SUMITOMO MITSUI TR BK CORPORATE COMMERCIAL PAPER	100,000,000.00	09/27/19
8672E3V60	SUNCORP-METWY LTD CORPORATE COMMERCIAL PAPER	75,000,000.00	08/08/19
8672E3WJ1	SUNCORP-METWY LTD CORPORATE COMMERCIAL PAPER	50,000,000.00	09/18/19
8672E3WQ5	SUNCORP-METWY LTD CORPORATE COMMERCIAL PAPER	17,000,000.00	09/24/19
8672E3XF8	SUNCORP-METWY LTD CORPORATE COMMERCIAL PAPER	50,000,000.00	10/15/19
89119BT55	TORONTO-DOMINION BANK CORPORATE COMMERCIAL PAPER	50,000,000.00	06/05/18
89119BVL7	TORONTO-DOMINION BANK CORPORATE COMMERCIAL PAPER	50,000,000.00	08/20/19
89119BW69	TORONTO-DOMINION BANK CORPORATE COMMERCIAL PAPER	20,000,000.00	09/06/19
89119BXN1	TORONTO-DOMINION BANK CORPORATE COMMERCIAL PAPER	110,000,000.00	10/22/19
89232BAT5	TOYOTA CRDT CANADA INC CORPORATE COMMERCIAL PAPER	50,000,000.00	06/07/19
89233AN62	TOYOTA MOTOR CREDIT CORPORATE COMMERCIAL PAPER	50,000,000.00	09/30/19
89233AP60	TOYOTA MOTOR CREDIT CORPORATE COMMERCIAL PAPER	60,000,000.00	10/10/19
89237BBC6	TOYOTA FINANCE AUS LTD CORPORATE COMMERCIAL PAPER	47,000,000.00	12/06/19
92648LU24	VICTORY RECEIVABLES CORPORATE COMMERCIAL PAPER	50,000,000.00	07/02/19
	Total - COMMERCIAL PAPER (INTEREST BEARING) :	6,236,139,000.00	
	DISCOUNTED NOTES :		
313384GK9	FEDERAL HOME LOAN BANKS DISCOUNT NOTES ZERO CPN	30,000,000.00	06/03/19
	Total - DISCOUNTED NOTES :	30,000,000.00	
	TREASURY BILLS :		
912796RF8	UNITED STATES OF AMERICA BILL ZERO CPN 10/OCT/2019	100,000,000.00	10/10/19
	Total - TREASURY BILLS :	100,000,000.00	
	Total - SHORT TERM INVESTMENTS :	6,366,139,000.00	
		<u>7,017,545,999.94</u>	

QUARTERLY INVESTMENTS-TEXPOOL
PATTY BRENNAN, COOKE COUNTY TREASURER
APRIL-JUNE (3RD QTR 2019)

ACCT NAME	BALANCE FORWARD	DEPOSITS	WITH- DRAWALS	CURRENT INTEREST	ENDING BALANCE
GENERAL	\$ 7,966,958.21	0.00	1,500,000.00	\$ 43,539.61	\$ 6,510,497.82
R & B -1	\$ 748,473.52	0.00	60,000.00	\$ 4,436.66	\$ 692,910.18
R & B -2	\$ 563,276.67	0.00	150,000.00	\$ 2,984.36	\$ 416,261.03
R & B -3	\$ 607,072.93	0.00	90,000.00	\$ 3,233.35	\$ 520,306.28
R & B -4	\$ 882,176.21	150000.00	150,000.00	\$ 5,125.87	\$ 887,302.08
FM & L	\$ 328,118.06	0.00	-	\$ 1,971.59	\$ 330,089.65
STATE FUNDS	\$ 33,440.59	30000.00	15,000.00	\$ 172.87	\$ 48,613.46
TJPC	\$ 12,875.42	0.00	-	\$ 77.34	\$ 12,952.76
DIST CLK PRESERVATION	\$ 10,398.01	0.00	-	\$ 62.45	\$ 10,460.46
COUNTY/DIST. TECH	\$ 1,576.67	0.00	-	\$ 9.33	\$ 1,586.00
ADULT PROB	\$ 219,201.62	0.00	5,000.00	\$ 1,299.12	\$ 215,500.74
JUV-ISP	\$ 4,977.87	0.00	-	\$ 29.88	\$ 5,007.75
COURT REP	\$ 43,825.46	0.00	-	\$ 263.35	\$ 44,088.81
PERM IMP	\$ 1,186,673.38	0.00	80,000.00	\$ 6,926.68	\$ 1,113,600.06
LAW ENFORCEMENT ED	\$ 10,395.83	0.00	-	\$ 62.45	\$ 10,458.28
JP-CH SECURITY	\$ 5,219.02	0.00	-	\$ 31.41	\$ 5,250.43
DIST CLK RECORDS MGMT	\$ 15,600.12	0.00	-	\$ 93.74	\$ 15,693.86
DIST CLERK ARCHIVE	\$ 4,159.68	0.00	-	\$ 25.04	\$ 4,184.72
CNTY ATTY CHECK COLLECT	\$ 2,656.34	0.00	-	\$ 15.99	\$ 2,672.33
LAW LIBRARY	\$ 104,812.05	0.00	-	\$ 629.80	\$ 105,441.85
JP TECH	\$ 17,473.87	0.00	-	\$ 104.99	\$ 17,578.86
C H SECURITY	\$ 136,946.43	0.00	36,000.00	\$ 616.27	\$ 101,562.70
REC MGMT	\$ 19,412.30	0.00	-	\$ 116.66	\$ 19,528.96
REC PRESV	\$ 25,325.84	10000.00	-	\$ 187.56	\$ 35,513.40
LIBRARY	\$ 28,076.79	0.00	-	\$ 168.74	\$ 28,245.53
ARCHIVE	\$ 56,607.14	0.00	-	\$ 340.08	\$ 56,947.22
DIST ATTY FORFEITURE	\$ 31,240.24	0.00	-	\$ 187.73	\$ 31,427.97
SHERIFF FORFEITURE	\$ 38,986.37	5000.00	-	\$ 251.98	\$ 44,238.35
JAIL COMMISSARY	\$ 81,034.17	0.00	-	\$ 486.85	\$ 81,521.02
2004 GO-REFUNDING	\$ 23,220.86	95000.00	-	\$ 431.89	\$ 118,652.75
HOTEL/MOTEL TAX	\$ 101,116.66	25000.00	-	\$ 689.33	\$ 126,805.99
TOTAL: TREAS FUND	\$ 13,311,328.33	\$ 315,000.00	\$ 2,086,000.00	\$ 74,572.97	\$ 11,614,901.30

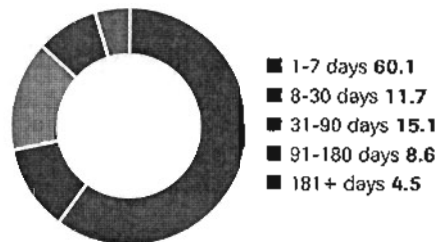
YEAR - TO - DATE INTEREST	BAL FORWARD	CURRENT INT.	BALANCE
	\$ 127,873.00	\$ 74,572.97	\$ 202,445.97

AVG YEILD FOR 3rd QTR 2.41% MKT VALUE PER SH. \$ 1.00




Portfolio by Maturity (%)

As of May 31, 2019



Portfolio by Type of Investment (%)

As of May 31, 2019



Portfolio Asset Summary as of May 31, 2019

	Book Value	Market Value
Uninvested Balance	1,080,301.72	1,080,301.72
Receivable for Investments Sold	0.00	0.00
Accrual of Interest Income	20,924,149.85	20,924,149.85
Interest and Management Fees Payable	-44,863,403.71	-44,863,403.71
Payable for Investments Purchased	-150,000,000.00	-150,000,000.00
Accrued Expenses & Taxes	-24,451.01	-24,451.01
Repurchase Agreements	9,523,560,000.00	9,523,560,000.00
Mutual Fund Investments	736,074,000.00	736,074,000.00
Government Securities	9,050,304,612.13	9,050,932,869.72
U.S. Treasury Inflation Protected Securities	1,194,960,743.91	1,195,396,736.30
US Treasury Bills	539,334,585.79	539,787,890.01
US Treasury Notes	480,507,838.40	480,706,122.73
Total	\$21,351,858,377.08	\$21,353,574,215.60

Market value of collateral supporting the Repurchase Agreements is at least 102% of the Book Value. The portfolio is managed by Federated Investment Counseling and the assets are safe kept in a separate custodial account at State Street Bank in the name of TexPool. The only source of payment to the Participants is the assets of TexPool. There is no secondary source of payment for the pool such as insurance or State guarantee. Should you require a copy of the portfolio, please contact TexPool Participant Services.

Participant Summary

	Number of Participants	Balance
School District	595	\$7,268,520,589.15
Higher Education	59	\$9,19,884,368.06
Healthcare	84	\$871,955,600.70
Utility District	819	\$3,008,038,824.57
City	471	\$4,872,404,873.37
County	186	\$2,299,690,780.26
Other	350	\$2,109,511,566.99

**Definition of Weighted Average Maturity and Weighted Average Life

WAM is the mean average of the periods of time remaining until the securities held in TexPool (a) are scheduled to be repaid, (b) would be repaid upon a demand by TexPool, or (c) are scheduled to have their interest rate readjusted to reflect current market rates. Securities with adjustable rates payable upon demand are treated as maturing on the earlier of the two dates set forth in (b) and (c) if their scheduled maturity is 397 days or less; and the later of the two dates set forth in (b) and (c) if their scheduled maturity is more than 397 days. The mean is weighted based on the percentage of the amortized cost of the portfolio invested in each period.

WAL is calculated in the same manner as WAM, but is based solely on the periods of time remaining until the securities held in TexPool (a) are scheduled to be repaid or (b) would be repaid upon a demand by TexPool, without reference to when interest rates of securities within TexPool are scheduled to be readjusted.



Daily Summary

Date	Money Mkt. Fund Equiv. (SEC Std.)	Dividend Factor	TexPool Invested Balance	NAV	WAM Days	WAL Days
5/1	2.4671%	0.000067592	\$22,524,980,475.42	0.99998	34	95
5/2	2.4410%	0.000066877	\$22,523,987,241.99	1.00000	34	95
5/3	2.4198%	0.000066297	\$22,441,848,617.30	1.00000	34	96
5/4	2.4198%	0.000066297	\$22,441,848,617.30	1.00000	34	96
5/5	2.4198%	0.000066297	\$22,441,848,617.30	1.00000	34	96
5/6	2.4062%	0.000065922	\$22,408,059,440.18	1.00001	32	94
5/7	2.4118%	0.000066076	\$22,364,212,471.34	1.00001	34	95
5/8	2.4098%	0.000066021	\$22,313,769,468.39	1.00001	35	96
5/9	2.4009%	0.000065779	\$22,263,198,443.85	1.00001	35	96
5/10	2.3913%	0.000065515	\$22,390,571,361.41	1.00001	35	95
5/11	2.3913%	0.000065515	\$22,390,571,361.41	1.00001	35	95
5/12	2.3913%	0.000065515	\$22,390,571,361.41	1.00001	35	95
5/13	2.3832%	0.000065293	\$22,349,784,859.31	1.00002	33	95
5/14	2.3836%	0.000065305	\$22,227,508,418.14	1.00002	34	96
5/15	2.4173%	0.000066227	\$22,005,010,767.34	1.00002	34	96
5/16	2.4097%	0.000066019	\$21,918,027,883.87	1.00002	34	97
5/17	2.4024%	0.000065820	\$21,879,849,169.92	1.00003	35	97
5/18	2.4024%	0.000065820	\$21,879,849,169.92	1.00003	35	97
5/19	2.4024%	0.000065820	\$21,879,849,169.92	1.00003	35	97
5/20	2.3841%	0.000065318	\$21,797,419,009.88	1.00003	33	95
5/21	2.3827%	0.000065279	\$21,812,280,996.46	1.00003	36	96
5/22	2.3780%	0.000065150	\$21,707,500,540.91	1.00003	37	98
5/23	2.3761%	0.000065098	\$21,649,789,857.12	1.00005	37	98
5/24	2.3757%	0.000065088	\$21,714,472,886.34	1.00004	37	97
5/25	2.3757%	0.000065088	\$21,714,472,886.34	1.00004	37	97
5/26	2.3757%	0.000065088	\$21,714,472,886.34	1.00004	37	97
5/27	2.3757%	0.000065088	\$21,714,472,886.34	1.00004	37	97
5/28	2.3898%	0.000065474	\$21,603,586,878.94	1.00004	37	97
5/29	2.3962%	0.000065650	\$21,517,311,104.99	1.00005	37	100
5/30	2.4005%	0.000065766	\$21,412,811,068.88	1.00004	37	100
5/31	2.4334%	0.000066669	\$21,351,858,377.08	1.00008	38	103
Average:	2.4005%	0.000065767	\$22,024,057,945.01	1.00002	35	97