



MONTHLY REPORT

MAY 2019

PATTY BRENNAN

COOKE COUNTY TREASURER

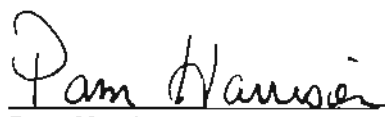
FINANCIAL REPORTS

MAY 2019


In accordance with Local Government Code 114.026, this affidavit states the current cash and reports in the custody of the county treasurer as of this date of May 31, 2019.




Jason Brinkley,
Cooke County Judge




Pam Harrison,
Cooke County Clerk



Gary Hollowell,
Commissioner Pct. #1




Jason Snuggs,
Commissioner Pct. #2



John Klement,
Commission Pct. #3



Leon Klement,
Commissioner Pct. #4

FILED FOR RECORD
19 JUL -8 PM 4:06
PAM HARRISON
COUNTY CLERK, COOKE CO. TX
BY  DEPUTY

AFFIDAVIT

STATE OF TEXAS

COUNTY OF COOKE


The members of the Commissioners' Court of Cooke County, Texas, state as follows:

The requirement of Subsection (C) of the Texas Local Government Code, §114.026 have been met for the term of May, 2019. The amount of cash and other assets in the custody of the County Treasurer at the time of examination are:

Cash (includes on hand, money market accounts, and short term investments) \$ 39,137,723.47

Other Assets (long term investments) \$ 0.00


Sworn to and subscribed this 8 day of July, 2019.


Jason Brinkley, Cooke County Judge


Gary Hollowell, Commissioner, Pct 1


Jason Snuggs, Commissioner, Pct 2


John Klement, Commissioner, Pct 3


Leon Klement, Commissioner, Pct 4

ATTEST:


Pam Harrison, County Clerk

FILED FOR RECORD

19 JUL -8 PM 4:06

PAM HARRISON
COUNTY CLERK, COOKE CO. TX

BY PH DEPUTY

PRIOR MONTH ENDING BANK STATEMENT BALANCE \$141,946.04
 CLEARED DEPOSITS \$1,038,049.40
 CLEARED ADDITIONS 5.00
 CLEARED CHECKS \$82,113.90
 CLEARED DEDUCTIONS 342,018.02

CURRENT MONTH ENDING BANK STATEMENT BALANCE \$145,861.98

CURRENT MONTH ENDING BANK STATEMENT BALANCE \$145,861.98
 OUTSTANDING DEPOSITS 5.00
 OUTSTANDING ADDITIONS 5.00
 OUTSTANDING CHECKS \$2,634.76
 OUTSTANDING DEDUCTIONS 5.00

RECONCILED BOOK BALANCE \$143,227.22
 ENDING STATEMENT DATE 05/31/2019 CLERK: PB

TOTALS

PRIOR MONTH ENDING BANK STATEMENT BALANCE \$4,707,516.79 222
 CLEARED DEPOSITS \$2,026,234.64 7
 CLEARED ADDITIONS \$217,688.72 7
 CLEARED CHECKS \$1,846,582.16- 358
 CLEARED DEDUCTIONS \$171,954.68- 5

CURRENT MONTH ENDING BANK STATEMENT BALANCE \$4,913,103.51

CURRENT MONTH ENDING BANK STATEMENT BALANCE \$4,933,103.51
 OUTSTANDING DEPOSITS \$335.53 1
 OUTSTANDING ADDITIONS \$.00
 OUTSTANDING CHECKS \$687,738.40- 545
 OUTSTANDING DEDUCTIONS \$.00

RECONCILED BOOK BALANCE \$4,235,700.64

ENDING STATEMENT DATE 05/31/2015 CLERK: PB



PROSPERITY BANK[®]

Pledge Security Listing

May 31, 2019

EL CAMPO, TX

ID	CUSIP	Description	Safeskeeping Location	Safeskeeping Receipt	Coupon	Maturity Date	Call Date	Moody	S&P	Fitch	ASC 320	Face Amount	Current Par	Current Book Value	Market Value	Gain(Loss)
COOKE COUNTY																
2047	3128MGNM1	FHLMC #G13885	FHLB	X	5.00	06/01/2021		AAA	AA+	AAA	HTM	157,950	1,127.11	1,127.11	1,134.66	7.54
2107	31410C558	FNMA #889257	FHLB	X	5.00	04/01/2021		AAA	AA+	AAA	HTM	105,405	599.30	599.30	603.80	4.50
3643	3128MGNM4	FHLMC #G18469	FHLB		2.00	06/01/2028		AAA	AA+	AAA	HTM	212,358	89,881.98	90,077.41	88,320.41	(1,746.99)
Total for COOKE COUNTY												475,513	91,608.40	91,803.82	90,068.87	(1,734.93)

Although the information in this report has been obtained from sources believed to be reliable, its accuracy cannot be guaranteed.

PAGE 1 05/31/19 19:43:04
HOLDINGS BAPN032N
CC3 PROD

FEDERAL RESERVE BANK PLEDGEE

DISTRB PT J1
AS OF CLOSE OF BUSINESS 05-31-2019

PLEDGEE: COOKE COUNTY J7BM INSTITUTION ID: #J7BM
100 S. DIXON
RM. 106

GAINESVILLE TX 76240

HOLDER : 081500862 - LANDMARK BANK

RESP FRB:H1

ACCOUNT: J7BM - *COOKE COUNTY

CUSIP #

BVF

PAR

BALANCE	BOOK VALUE	
3130A1XJ2 2.875 FHLB 24 RK 06-14-24		1.0000000000
800,000.00	800,000.00	
3130A5R35 2.875 FHLB 25 TG 06-13-25		1.0000000000
500,000.00	500,000.00	
31300LVH5 FMAR 848716 G 01-01-37		0.2099175000
200,000.00	41,983.50	
3133EJQC6 FCFR 03LI BR 20/02 02-25-20		1.0000000000
400,000.00	400,000.00	
3133EJRS0 FCFR 03LI BY 20/06 06-15-20		1.0000000000
2,000,000.00	2,000,000.00	
3133TTX48 FGRA 2326ZQ 06/15/31 06-15-31		0.0817205300
300,000.00	24,516.16	
3133XDVS7 5.25 FHLB 20 EK 12-11-20		1.0000000000
700,000.00	700,000.00	
3133X8L34 5.365 FHLB 24 EE 09-09-24		1.0000000000
2,000,000.00	2,000,000.00	
3133732Y7 3.625 FHLB 21 IR 03-12-21		1.0000000000
1,000,000.00	1,000,000.00	
3136ACLE9 FNRM RC025BD R13F025 03-25-33		0.3915922800
1,400,000.00	548,229.19	
3136ACU25 FNRM RC015DC R13F015 03-25-33		0.4104458400
500,000.00	205,222.92	
3136AKJK0 FNRM CL041CM R14F041 06-25-40		0.4460523000
1,000,000.00	446,052.30	
3137B1CT7 FGRM 4195LH 12/15/31 12-15-31		0.3685856700
600,000.00	221,151.40	
31392WB41 FGRM 2512PG 10/15/22 10-15-22		0.0890667000
400,000.00	35,626.68	
31394H2Q3 FGRM 2662DH 08/15/23 08-15-23		0.2761519700
1,200,000.00	331,382.36	
31395HVM9 FGRA 2896BZ 11/15/34 11-15-34		0.8665054700
200,000.00	173,301.09	
38374F2L7 GNRM 2004-24 ZM 04-20-34		0.7091508891
700,000.00	496,405.62	

SUBTOTAL:

13,900,000.00 9,923,871.22

GRAND TOTAL:

13,900,000.00 9,923,871.22

Pledge Inventory Report

Landmark Bank
Columbia, MO
FROM 5/1/2019 TO 5/31/2019

Customer ID: 3981
Report Date: 6/4/2019
PAS Rep: Vance Roe
Account Rep: Bob Fitzpatrick

Cusip	Description	Maturity Date	Interest	S&P	Market Price Df	Original Face	Book Value
Ticket	Location Code/Name	Group	Coupon	Moody	Maturity (Yr)	Par	Market Value
Pledged: JTBW - COOKE COUNTY							
3133EJQC6	FED FARM CR BK	02/25/2020	AFS	AA+	5/31/2019	400,000.00	400,022.46
1142450	FED - FEDERAL RESERVE BANK	AG2	2.30063	Aaa	0.74	400,000.00	399,928.01
3133EJRS0	FED FARM CR BK	06/15/2020	AFS	AA+	5/31/2019	2,000,000.00	2,000,526.43
1143713	FED - FEDERAL RESERVE BANK	AG2	2.41088	Aaa	1.04	2,000,000.00	1,997,640.08
3130A1XJ2	FED HOME LN BK	06/14/2024	AFS	AA+	5/31/2019	800,000.00	822,521.62
1104690	FED - FEDERAL RESERVE BANK	AGY	2.87500	Aaa	5.04	800,000.00	830,840.02
3130A5R35	FEDERAL HOME LOAN BA	06/13/2025	AFS	AA+	5/31/2019	400,000.00	412,864.68
1102932	FED - FEDERAL RESERVE BANK	AGY	2.87500	Aaa	6.04	400,000.00	417,015.99
3130A5R35	FEDERAL HOME LOAN BA	06/13/2025	AFS	AA+	5/31/2019	100,000.00	102,482.79
1104689	FED - FEDERAL RESERVE BANK	AGY	2.87500	Aaa	6.04	100,000.00	104,254.00
3133732Y7	FED HOME LN BK	03/12/2021	AFS	AA+	5/31/2019	1,000,000.00	1,019,164.48
1131459	FED - FEDERAL RESERVE BANK	AGY	3.62500	Aaa	1.78	1,000,000.00	1,028,010.03
3133X8L34	FED HOME LN BK	09/09/2024	AFS	AA+	5/31/2019	2,000,000.00	2,299,970.56
1087540	FED - FEDERAL RESERVE BANK	AGY	5.36500	Aaa	5.28	2,000,000.00	2,330,119.94
3133XDV57	FED HOME LN BK	12/11/2020	AFS	AA+	5/31/2019	700,000.00	733,701.84
933583	FED - FEDERAL RESERVE BANK	AGY	5.25000	Aaa	1.53	700,000.00	733,418.01
3130DLVH5	FHLMC ARM POOL #8487	01/01/2037	AFS	AA+	5/31/2019	200,000.00	44,509.11
851172	FED - FEDERAL RESERVE BANK	MB3	4.66500	Aaa	17.60	41,983.50	44,138.09
3133TTX48	flinc remic ser 2326	06/15/2031	AFS	NR	5/31/2019	300,000.00	27,045.67
783451	FED - FEDERAL RESERVE BANK	MB4	6.50000	NR	12.05	24,516.16	27,173.34
3136ACLE9	FNMI3025 BD	03/25/2033	AFS	NR	5/31/2019	1,400,000.00	536,496.08
879680	FED - FEDERAL RESERVE BANK	MB4	2.00000	NR	13.83	548,229.19	542,127.82
3136ACU25	FNMI3016 DC	03/25/2033	AFS	NR	5/31/2019	500,000.00	201,038.80
861004	FED - FEDERAL RESERVE BANK	MB4	2.00000	NR	13.83	205,222.92	201,584.22
3136AKUK0	FNIR 201441 CM	06/25/2040	AFS	NR	5/31/2019	1,000,000.00	430,812.41
916714	FED - FEDERAL RESERVE BANK	MB4	1.50000	NR	21.08	446,052.30	438,930.95

This report reflects information submitted to us by the customer. It is not intended to be used as the official record of safekeeping location and/or pledged holdings. This information should be provided by the customer's safekeeper.

Pledge Inventory Report

Landmark Bank
 Columbia, MO
 FROM 5/1/2019 TO 5/31/2019

Customer ID: 5961
 Report Date: 6/4/2019
 PAS Rep: Vance Roe
 Account Rep: Bob Fitzpatrick

Cusip	Description	Maturity Date	Intent	S&P	Market Price Dt	Original Face	Book Value
Ticket	Location Code/Name	Group	Coupon	Moody	Maturity (Yr)	Par	Market Value
Pledged: J7BM - COOKE COUNTY							
313781CT7	FHL4195 LH	12/15/2031	AFS	Nr	5/31/2019	600,000.00	215,387.42
882621	FED - FEDERAL RESERVE BANK	MB4	1.50000	Nr	12.55	221,151.40	212,979.98
31392WB41	FHL2512 PG	10/15/2022	AFS	Nr	5/31/2019	400,000.00	36,927.04
719835	FED - FEDERAL RESERVE BANK	MB4	5.50000	Nr	3.38	35,626.58	36,471.21
31394H2Q3	FHL2662 DH	08/15/2023	AFS	Nr	5/31/2019	1,200,000.00	344,841.77
887207	FED - FEDERAL RESERVE BANK	MB4	5.00000	Nr	4.21	331,382.36	343,570.38
31395HVM9	FHL2896 BZ	11/15/2034	AFS	Nr	5/31/2019	200,000.00	186,755.28
856892	FED - FEDERAL RESERVE BANK	MB4	5.00000	Nr	15.47	173,301.09	186,548.72
38374F2L7	GNM04024 ZM	04/20/2034	AFS	Nr	5/31/2019	700,000.00	545,155.62
844136	FED - FEDERAL RESERVE BANK	MB4	5.00000	Nr	14.90	496,405.62	542,361.28
18	Total Pledged: J7BM - COOKE COUNTY					13,900,000.00	10,360,243.06
						9,923,871.22	10,417,112.07

This report reflects information submitted to us by the customer. It is not intended to be used as the official record of safekeeping location and/or pledged holdings. This information should be provided by the customer's safekeeper.

Landmark Bank, N.A.
 Cooke County
 As of: Friday, May 31, 2019

Detail Section:

<u>Account No.</u>	<u>Balance</u>	<u>Int Rate</u>	<u>Type</u>	<u>Officer</u>
28002408	\$0	0.00%	TDSV	R1B
28002416	\$0	0.00%	TDSV	R1B
28900090	\$145,862	0.00%	CK	R1B
28900287	\$4,933,104	0.70%	CK	R1B
28900325	\$19,125	0.00%	CK	R1B
28900333	\$0	0.00%	CK	R1B
28900341	\$0	0.00%	CK	R1B
28900368	\$109,097	0.70%	CK	R1B
28900376	\$70,870	0.00%	CK	R1B
28900384	\$1,036	0.00%	CK	R1B
28900392	\$1,904	0.00%	CK	R1B
28900406	\$80,031	0.00%	CK	R1B
28900414	\$4,977	0.00%	CK	R1B
28900422	\$0	0.00%	CK	R1B
28900449	\$0	0.00%	CK	R1B
28900457	\$0	0.00%	CK	R1B
28900465	\$0	0.00%	CK	R1B
28900481	\$358,899	0.00%	CK	R1B
28900511	\$2,239	0.00%	CK	R1B
28900538	\$1,601	0.00%	CK	R1B
28901259	\$3,505	0.00%	CK	ELE
28901593	\$6,466	0.00%	CK	JDH
4170003539	\$48,450	0.00%	CK	R1B
4170009684	\$0	0.00%	CK	R1B
4170009700	\$3,578	0.00%	CK	R1B
4170013934	\$0	0.00%	CK	JDH
4170023065	\$0	0.00%	CK	R1B
4170045332	\$16,990	0.00%	CK	T1G
4170049177	\$0	0.00%	CK	T1G
4170056479	\$572,803	0.00%	CK	T1G
4170056487	\$26,000	0.00%	CK	T1G
4170800744	\$0	0.00%	TDSV	JDH
4170800751	\$0	0.00%	TDSV	JDH
4170801528	\$0	0.00%	TDSV	R1B
4170801536	\$0	0.00%	TDSV	R1B
4170802286	\$0	0.00%	TDSV	JDH
4170802294	\$0	0.00%	TDSV	JDH
4170802849	\$0	0.00%	TDSV	JDH

4170802856	\$0	0.00%	TDSV	JDH
4170803896	\$0	0.00%	TDSV	R1B
4170803904	\$0	0.00%	TDSV	R1B
4170804019	\$0	0.00%	TDSV	R1B
4170804142	\$0	0.00%	TDSV	R1B
4170804159	\$0	0.00%	TDSV	R1B
4170804415	\$0	0.00%	TDSV	T1G
4170804423	\$0	0.00%	TDSV	T1G
4170804761	\$0	0.00%	TDSV	T1G
4170804779	\$0	0.00%	TDSV	T1G
4170805073	\$0	0.00%	TDSV	T1G
4170805081	\$0	0.00%	TDSV	T1G
4170805198	\$8,000	1.05%	TDSV	JDH
4170805677	\$0	0.00%	TDSV	T1G
4170805685	\$0	0.00%	TDSV	T1G
4170806451	\$0	0.00%	TDSV	T1G
4170806469	\$0	0.00%	TDSV	T1G
4170806691	\$0	0.00%	TDSV	T1G
4170806709	\$0	0.00%	TDSV	T1G
4170807095	\$0	0.00%	TDSV	T1G
4170807103	\$0	0.00%	TDSV	T1G
4170807822	\$7,500	1.90%	TDSV	T1G
4170807830	\$7,500	1.90%	TDSV	T1G
4170808333	\$500,000	2.34%	TDSV	T1G
4170808341	\$500,000	2.34%	TDSV	T1G

Collateral Section:

<u>Description / LOC No.</u>	<u>Amount</u>	<u>Maturity Date</u>
Securities - Market Value	\$10,417,112	(See add'l report)

Pledge Report Summary:

Total Deposits	\$ 7,429,536
Plus Additional Coverage (per Agreement)	\$ 0
Total Collateral Needed	\$ 7,429,536
Collateral Pledged	\$ 10,417,112
FDIC Insurance	\$ 250,000
Total Collateral Provided	\$ 10,667,112
Total Public Funding Excess / (Needed)	\$ 3,237,576

C.D. INVESTMENTS

LANDMARK BANK

MAY 2019

<u>C.D.#</u>	<u>PURCHASE DATE</u>	<u>AMOUNT</u>	<u>MAT. DATE</u>
GEN/4170807103	May 26, 2018	500,000.00	May 26, 2019
GEN/4170807095	May 26, 2018	500,000.00	May 26, 2019
GEN/4170808341	May 26, 2019	500,000.00	May 26, 2020
GEN/4170808333	May 26, 2019	500,000.00	May 26, 2020
Library Liddell 7830	Jan 17, 2019	7,500.00	Jan 17, 2021
Library Liddell 7822	Jan 17, 2019	7,500.00	Jan 17, 2021
Library Rosenstein 5099	Sept 12, 2017	11,000.00	Dec 12, 2020
Library Rosenstein 5198	Dec 16, 2017	8,000.00	Mar 16, 2021

INT. EARNED MONTHLY:

2-Gen CD's @ 1.93% through 5/26/19; then 2.34%
2-Liddell CD's @ 1.90%
2-Rosenstein CD's @ 1.05%

Interest is deposited into the Treasurer's Fund. The 2 Gen CDs' interest is deposited monthly, and the 4 Library's CDs' interest is deposited quarterly.

PROSPERITY BANK

GEN/14401708	Sept 17, 2017	250,000.00	Sept 17, 2019
--------------	---------------	------------	---------------

INT. EARNED MONTHLY:

Gen CD @ .90%

Interest accrues monthly and is deposited monthly with depository bank into the Treasurer's Fund.

C.D. INVESTMENTS

THE FIRST STATE BANK

APRIL 2019

<u>C.D.#</u>	<u>PURCHASE DATE</u>	<u>AMOUNT</u>	<u>MAT. DATE</u>
GEN/71445	Sept 17, 2017	250,000.00	Sept 17, 2019

INT. EARNED MONTHLY:

Gen CD @ .90%

Interest accrues monthly and is deposited monthly with depository bank into the Treasurer's Fund.

MUENSTER STATE BANK

GEN/2129	Sept 17, 2017	250,000.00	Sept 17, 2019
----------	---------------	------------	---------------

INT. EARNED MONTHLY:

Gen CD @ .90%

Interest accrues monthly and is deposited monthly with depository bank into the Treasurer's Fund.

INVESTMENTS-LOGIC
PATTY BRENNAN, COOKE COUNTY TREASURER
MAY 2019

ACCT NAME	BALANCE FORWARD	DEPOSITS	WITH-DRAWALS	CURRENT INTEREST	ENDING BALANCE
GENERAL	\$ 3,205,482.30	\$ -	\$ -	\$ 6,917.66	\$ 3,212,399.96
R & B -1	\$ 387,828.09	\$ -	\$ -	\$ 836.97	\$ 388,665.06
R & B -2	\$ 282,979.92	\$ -	\$ -	\$ 610.68	\$ 283,590.60
R & B -3	\$ 359,566.03	\$ -	\$ -	\$ 775.97	\$ 360,342.00
R & B -4	\$ 384,935.38	\$ -	\$ -	\$ 830.70	\$ 385,766.08
FM & L	\$ 103,774.33	\$ -	\$ -	\$ 223.97	\$ 103,998.30
ADULT PROBATION	\$ 155,484.23	\$ -	\$ -	\$ 335.57	\$ 155,819.80
PERM IMP	\$ 500,997.72	\$ -	\$ -	\$ 1,081.20	\$ 502,078.92
LAW LIBRARY	\$ 25,854.88	\$ -	\$ -	\$ 55.78	\$ 25,910.66
COURTHOUSE SECURITY	\$ 51,887.19	\$ -	\$ -	\$ 111.97	\$ 51,999.16
RECORDS MANAGEMENT	\$ 54,632.99	\$ -	\$ -	\$ 117.90	\$ 54,750.89
ARCHIVE FEES	\$ 25,854.88	\$ -	\$ -	\$ 55.78	\$ 25,910.66
DIST ATTY FORFEITURE	\$ 25,854.88	\$ -	\$ -	\$ 55.78	\$ 25,910.66
SHERIFF FOREITURE	\$ 25,854.88	\$ -	\$ -	\$ 55.78	\$ 25,910.66
2012 GO REFUNDING	\$ 180,627.71	\$ -	\$ -	\$ 389.82	\$ 181,017.53
TOTAL: TREAS FUND	<u>\$ 5,771,615.41</u>	<u>\$ -</u>	<u>\$ -</u>	<u>\$ 12,455.53</u>	<u>\$ 5,784,070.94</u>

YEAR - TO - DATE INTEREST	BAL FORWARD	CURRENT INT.	BALANCE
	\$ 78,697.88	\$ 12,455.53	\$ 91,153.41

AVG. YEILD FOR MAY2019 2.54% MKT VALUE / SHAI \$ 1.00

INVESTMENTS-TEX STAR
 PATTY BRENNAN, COOKE COUNTY TREASURER
 MAY 2019

ACCT NAME	BALANCE FORWARD	DEPOSITS	WITH- DRAWALS	CURRENT INTEREST	ENDING BALANCE
GENERAL	\$ 7,563,964.40	\$ -	\$ -	\$ 15,449.03	\$ 7,579,413.43
R & B -1	\$ 719,734.29	\$ -	\$ -	\$ 1,470.01	\$ 721,204.30
R & B -2	\$ 448,987.41	\$ -	\$ -	\$ 917.03	\$ 449,904.44
R & B -3	\$ 516,924.86	\$ -	\$ -	\$ 1,055.78	\$ 517,980.64
R & B -4	\$ 808,665.15	\$ -	\$ -	\$ 1,651.66	\$ 810,316.81
FM & L	\$ 336,604.93	\$ -	\$ -	\$ 687.51	\$ 337,292.44
ADULT PROBATION	\$ 220,127.41	\$ -	\$ 5,000.00	\$ 441.39	\$ 215,568.80
PERM IMP	\$ 1,144,128.45	\$ 40,000.00	\$ -	\$ 2,399.93	\$ 1,186,528.38
CC LIBRARY	\$ 30,924.31	\$ -	\$ -	\$ 63.16	\$ 30,987.47
JP- CH SECURITY	\$ 10,374.11	\$ -	\$ -	\$ 21.19	\$ 10,395.30
COURTHOUSE SECURITY	\$ 66,904.47	\$ -	\$ -	\$ 136.65	\$ 67,041.12
RECORDS MANAGEMENT	\$ 46,121.44	\$ -	\$ -	\$ 94.21	\$ 46,215.65
RECORDS PRESERVATION	\$ 25,357.60	\$ 10,000.00	\$ -	\$ 67.57	\$ 35,425.17
ARCHIVE FEES	\$ 40,969.20	\$ -	\$ -	\$ 83.66	\$ 41,052.86
2012 GO REFUNDING	\$ 223,627.08	\$ -	\$ -	\$ 456.76	\$ 224,083.84
STATE FEES	\$ 20,445.69	\$ -	\$ -	\$ 41.73	\$ 20,487.42
DIST ATTY FORFEITURE	\$ 25,757.47	\$ -	\$ -	\$ 52.62	\$ 25,810.09
SHERIFF FORFEITURE	\$ 25,757.47	\$ 15,000.00	\$ -	\$ 76.26	\$ 40,833.73
JAIL COMMISSARY	\$ 40,474.42	\$ -	\$ -	\$ 82.67	\$ 40,557.09
HOTEL/MOTEL TAX	\$ 116,332.51	\$ -	\$ -	\$ 237.58	\$ 116,570.09
TOTAL: TREAS FUND	\$ 12,432,182.67	\$ 65,000.00	\$ 5,000.00	\$ 25,486.40	\$ 12,517,669.07

YEAR - TO - DATE INTEREST	BAL FORWARD	CURRENT INT.	BALANCE
	\$ 148,490.46	\$ 25,786.40	\$ 174,276.86

AVG. YIELD FOR MAY 2019 2.40% MKT VALUE / SHARE \$ 1.00

INVESTMENTS-TEXPOOL
PATTY BRENNAN, COOKE COUNTY TREASURER
MAY 2019

ACCT NAME	BALANCE FORWARD	DEPOSITS	WITH-DRAWALS	CURRENT INTEREST	ENDING BALANCE
GENERAL	\$ 7,482,598.39	\$ -	\$ 500,000.00	\$ 14,435.45	\$ 6,997,033.84
R & B -1	\$ 749,971.11	\$ -		\$ 1,528.98	\$ 751,500.09
R & B -2	\$ 504,367.61	\$ -	\$ -	\$ 1,028.29	\$ 505,395.90
R & B -3	\$ 518,233.43	\$ -	\$ -	\$ 1,056.54	\$ 519,289.97
R & B -4	\$ 808,896.22	\$ -	\$ -	\$ 1,649.13	\$ 810,545.35
FM & L	\$ 328,774.59	\$ -	\$ -	\$ 670.30	\$ 329,444.89
STATE FUNDS	\$ 18,498.46	\$ -	\$ -	\$ 37.72	\$ 18,536.18
TJPC	\$ 12,901.18	\$ -	\$ -	\$ 26.31	\$ 12,927.49
DIST CLK PRESERVATION	\$ 10,418.80	\$ -	\$ -	\$ 21.26	\$ 10,440.06
COUNTY/DIST TECH	\$ 1,579.81	\$ -	\$ -	\$ 3.13	\$ 1,582.94
ADULT PROB	\$ 219,640.23	\$ -	\$ 5,000.00	\$ 439.58	\$ 215,079.81
JUV-ISP	\$ 4,987.80	\$ -	\$ -	\$ 10.18	\$ 4,997.98
COURT REP	\$ 43,913.13	\$ -	\$ -	\$ 89.56	\$ 44,002.69
PERM IMP	\$ 1,189,047.78	\$ -	\$ 80,000.00	\$ 2,377.08	\$ 1,111,424.86
LAW ENFORCEMENT ED	\$ 10,416.62	\$ -	\$ -	\$ 21.26	\$ 10,437.88
JP-CH SECURITY	\$ 5,229.53	\$ -	\$ -	\$ 10.64	\$ 5,240.17
DIST CLK RECORDS MGMT	\$ 15,631.32	\$ -	\$ -	\$ 31.89	\$ 15,663.21
DIST CLK ARCHIVE	\$ 4,168.09	\$ -	\$ -	\$ 8.47	\$ 4,176.56
COUNTY ATTY CHECK COLLECT	\$ 2,661.74	\$ -	\$ -	\$ 5.43	\$ 2,667.17
LAW LIBRARY	\$ 105,021.76	\$ -	\$ -	\$ 214.12	\$ 105,235.88
JP TECH	\$ 17,508.85	\$ -	\$ -	\$ 35.69	\$ 17,544.54
C H SECURITY	\$ 101,158.07	\$ -	\$ -	\$ 206.24	\$ 101,364.31
REC MGMT	\$ 19,451.13	\$ -	\$ -	\$ 39.66	\$ 19,490.79
REC PRESV	\$ 25,376.56	\$ 10,000.00	\$ -	\$ 67.48	\$ 35,444.04
LIBRARY	\$ 28,132.99	\$ -	\$ -	\$ 57.36	\$ 28,190.35
ARCHIVE	\$ 56,720.38	\$ -	\$ -	\$ 115.60	\$ 56,835.98
DIST ATTY FORFEITURE	\$ 31,302.76	\$ -	\$ -	\$ 63.84	\$ 31,366.60
SHERIFF FORFEITURE	\$ 39,064.38	\$ 5,000.00	\$ -	\$ 87.55	\$ 44,151.93
JAIL COMMISSARY	\$ 81,196.31	\$ -	\$ -	\$ 165.50	\$ 81,361.81
2004 GO-REFUNDING	\$ 23,267.32	\$ 75,000.00	\$ -	\$ 165.46	\$ 98,432.78
HOTEL/MOTEL TAX	\$ 116,327.01	\$ -	\$ -	\$ 237.17	\$ 116,564.18
TOTAL: TREAS FUND	\$ 12,576,463.36	\$ 90,000.00	\$ 585,000.00	\$ 24,906.87	\$ 12,106,370.23

YEAR - TO - DATE INTEREST	BAL FORWARD:	CURRENT INT.:	BALANCE:
	\$ 153,796.63	\$ 24,906.87	\$ 178,703.50

AVG. YEILD FOR MAY 2019 2.40% MKT VALUE/ SHARI \$ 1.00

Cooke County

Attn: Patty Brennan
 101 S. Dixon Street
 Gainesville, TX 76240

Depositor Statement

May 1, 2019 - May 31, 2019

Account #: 104791304900

Account at-a-Glance

Beginning Balance	2,008,586.09
+ Net Deposits	0.00
+ Net Accrued Interest ²	3,923.63
Ending Balance	2,012,509.72
Days In Period ⁴	31
Average Daily Balance ⁵	2,008,586.09
Net APR This Period ⁶	2.3000%
Available Balance ⁷	2,008,586.09

Depositor Information

Website: www.ficaaccount.com

Support Center: (866) 343-5516

Account Transactions

Description	Date	Amount(USD\$)
No transactions in this period		

Insured Depository Detail

Depository Bank	FDIC Cert#	Balance(USD\$)
1st National Bank	6646	66.26
AimBank	3304	106.57
Alma Bank	58424	970.95
Anthem Bank & Trust	29679	11.68
Axiom Bank, National Association	31390	52.92
BNB Bank	6976	14,568.03
Banc of California, National Association	35498	69,313.16
BancCentral National Association	4033	974.88
Bank of China - New York Branch	33653	25,919.38
Bank of England	13303	50.77
Bank of Fayette County	10308	215.27
Bank of the Ozarks	110	248,000.00
Bank of the Prairie	4626	23.46
Bank3	15205	720.38
BankUnited National Association	58979	35,065.87
Bankers Bank of Kansas	27351	111.08
Bankwell Bank	57368	365.62
Bar Harbor Bank & Trust	11971	8,346.23
Blue Ridge Bank, National Association	35274	745.16

Depositor Statement

May 1, 2019 - May 31, 2019

Account #: 104791304900

Cooke County
 Attn: Patty Brennan
 101 S. Dixon Street
 Gainesville, TX 76240

Depository Bank	FDIC Cert#	Balance(USD\$)
BofI Federal Bank	35546	24,527.91
C US Bank	18443	194.88
CFBank	28263	274.85
Cadence Bank N.A.	4999	22.44
Campbell County Bank Inc.	16161	33.57
Capital Bank National Association	35278	7,225.08
Centennial Bank	11241	8,942.75
CenterState Bank of Florida National Association	33555	14,192.24
Central Bank	58377	106.46
Central Bank	1756	459.25
Chemical Bank	1003	210.22
CiVista Bank	12982	125,326.28
Citibank N.A.	7213	136,909.02
Citizens Bank	14851	235.16
Citizens Bank and Trust Company	4533	28.02
Clinton Bank	304	16.34
CommerceWest Bank	57176	124.95
ConnectOne Bank	57919	30,727.54
Cooperative Bank of Cape Cod	26517	32.69
Cornerstone Bank	90282	91.19
Cornerstone Community Bank	58411	81.43
Covenant Bank	58502	811.61
Customers Bank	34444	285.75
Dedham Institution for Savings	23620	10,581.43
Diamond Bank	1527	13.35
Dime Savings Bank of Williamsburgh	16012	430.17
EagleBank	34742	12.71
East West Bank	31628	16,748.84
Elderton State Bank	12985	14.90
Entegra Bank	31445	49.78
Envision Bank	90270	51.24
EvaBank	26799	266.15
Exchange Bank and Trust Company	13366	751.77
F & M Community Bank National Association	10967	17.75
Farmers & Merchants Bank	15779	248.57
Farmers & Merchants Savings Bank	10492	316.97
Farmers Trust and Savings Bank	12858	186.18
Federal Savings Bank	35518	59,865.09
First Bank	58481	19,018.40
First Carolina Bank	35530	1,154.31
First Community Bank of Bedford County	27211	112.68
First Midwest Bank of Dexter	19001	27.23
First National Bank and Trust Company of Vini	4218	18.23
First National Bank of Long Island	7072	10,805.51
First National Bank of Pennsylvania	7888	13,835.07
First Savings Bank	32629	21.98
First Savings Bank Northwest	29058	910.63
First Sentinel Bank	31928	113.98
First State Bank	13622	19.27

Depositor Statement

May 1, 2019 - May 31, 2019

Account #: 104791304900

Cooke County

Attn: Patty Brennan
101 S. Dixon Street
Gainesville, TX 76240

Depository Bank	FDIC Cert#	Balance(USD\$)
First State Bank Nebraska	13868	10.23
First State Bank of DeQueen	21805	816.40
First Virginia Community Bank	58696	397.16
Franklin Savings Bank	19836	128.70
Franklin Synergy Bank	58714	75,440.15
Georgia Banking Company	57071	3,475.71
Great Midwest Bank SSB	29657	259.30
Great Western Bank	15289	18,965.96
Guaranty Bank	28670	256.83
Hanover Community Bank	58675	442.60
Happy State Bank	10359	13,384.79
Hardin County Bank	20993	10.48
Hardin County Savings Bank	5817	50.62
Hawthorn Bank	10619	853.26
Home Savings Bank	30248	92.27
IBERIABANK	28100	2,964.49
Independent Bank	3076	43,182.49
Inland Bank and Trust	22444	74.73
International City Bank National Association	25648	14.75
Investar Bank	58316	18,444.49
Ion Bank	18198	179.51
Katahdin Trust Company	12874	22.45
Lake City Bank	13102	16.44
Lead Bank	8283	28.85
Legacy Bank	12699	18.16
LegacyTexas Bank	58006	4,387.47
Legends Bank	34936	252.71
Level One Bank	58604	27.75
M.Y. Safra Bank	35154	17.13
MINT National Bank	58764	51.33
MainStreet Bank	57742	740.20
Manufacturers Bank	18618	27,850.17
Marion County State Bank	15272	10.21
Merchants & Planters Bank	16464	726.63
Merchants Bank of Indiana	8056	53,105.65
Meridian Bank	57777	3,386.64
Metro Phoenix Bank	58402	37.06
Metropolitan National Bank	34699	378.82
Mid Penn Bank	9889	411.54
MidCoast Community Bank	58498	490.49
NOA Bank	58657	42.73
National Bank of Kansas City	35014	14,936.20
NewBank	58203	1,537.87
NexBank SSB	29209	1,105.59
Norway Savings Bank	17658	17.92
Pacific Enterprise Bank	58415	1,794.93
Pacific Mercantile Bank	34940	496.71
Park National Bank	6653	16.93
Peoples Bank	9489	223.79

Cooke County

Attn: Patty Brennan
101 S. Dixon Street
Gainesville, TX 76240

Depositor Statement

May 1, 2019 - May 31, 2019

Account #: 104791304900

Depository Bank	FDIC Cert#	Balance(USD\$)
Piedmont Bank	58374	3,741.04
Poppy Bank	57903	1,072.81
Preferred Bank	33539	100,714.57
Premier Bank	34384	88.67
PrivateBank and Trust Company	33306	23.26
Progress Bank and Trust	58719	507.97
Providence Bank	1643	696.65
Provident Bank	90141	3,387.85
Reading Co-operative Bank	26620	808.25
Regent Bank	4160	973.32
RiverWood Bank	27932	185.18
Royal Savings Bank	28068	16.05
Salem Co-operative Bank	27824	48.86
SaviBank	57978	157.43
Seaside National Bank & Trust	58328	39.82
Security First Bank	5415	116.55
Security State Bank	485	275.94
ServisFirst Bank	57993	84,078.29
Signature Bank	57053	171,130.19
Simmons First National Bank	3890	230,689.31
Solera National Bank	58534	173.53
Southern Bank	28332	89.47
Southern States Bank	58558	212.86
Southside Bank	18297	12.25
St. Henry Bank	9871	247.28
State Bank and Trust Company	13339	11.53
State Bank of Lismore	8190	15.00
State Bank of Reeseville	14960	10.27
Sterling Bank	6195	122.90
Sussex Bank	22221	898.28
Texana Bank National Association	3302	36.08
Texas Capital Bank National Association	34383	4,947.42
Third Coast Bank SSB	58716	81,325.86
Tradition Capital Bank	58057	16,097.00
TriState Capital Bank	58457	186.14
Truxton Trust Company	57825	806.99
United Bank	22858	13,315.93
Valley National Bank	23737	249.18
Valley National Bank	9396	53,402.32
Vintage Bank Kansas	17927	20.55
Washington Trust Company of Westerly	23623	53,796.01
West Michigan Community Bank	22308	161.03
Western States Bank	58395	21.32
Woori America Bank	24920	18.10
Aggregate Net Accrued Interest ³		3,923.63

Cooke County

Attn: Patty Brennan
101 S. Dixon Street
Gainesville, TX 76240

Depositor Statement

May 1, 2019 - May 31, 2019

Account #: 104791304900

<i>Total</i>	2,012,509.72
--------------	--------------

Disclosure Information

1 The Federally Insured Cash Account @ ("FICA") is not a member of the Federal Deposit Insurance Corporation ("FDIC"), but the banks in which the money is deposited are FDIC members. The FDIC is an independent agency of the U.S. government that protects the funds depositors place in FDIC insured institutions. FDIC deposit insurance is backed by the full faith and credit of the U.S. government.

2 Net Accrued Interest is the estimated amount of the accrued interest earned for the current month less any FICA Fee with respect to such interest. Net Accrued Interest cannot be withdrawn from the account until it is credited to the account. There is no guarantee that the account holder will receive the full amount as stated. Refer to the U.S. Bank Custodial Statement, provided via ficaoaccount.com, for further details regarding interest earned and fees charged. Net Accrued Interest is for informational purposes only.

3 Aggregate Net Accrued Interest is the sum of the current month's Net Accrued Interest and any prior period Net Accrued Interest not yet paid.

4 Days In Period ("DIP") is the number of days in the period beginning on, and including the later of, the first day of the month or the business day an initial deposit is received by the FICA Custodian if received on or before 3:00PM EST or the business day immediately following if received after 3:00PM EST, and ending on, and including, the last day of the month. DIP does not include any date on which the balance is zero.

5 Average Daily Balance is the sum of the beginning balance plus any deposits less any withdrawals averaged across number of days in Days In Period.

6 Net APR This Period is the annualized rate that reflects the relationship between the net interest received plus any Net Accrued Interest and the Average Daily Balance for the statement period.

7 Available Balance reflects the amount that can be withdrawn as of the date of the statement. This balance is the Ending Balance less the Aggregate Net Accrued Interest amount.

*Interest will not accrue for balances of \$1,000.00 or lower

We encourage you to compare the information provided in our statement with the U.S. Bank custody statement. You may access the U.S. Bank custody statement by calling 1-866-343-5516.

StoneCastle Cash Management, LLC is an SEC Registered Investment Advisor. StoneCastle Cash Management, LLC is an affiliate of StoneCastle Partners, LLC, a leading asset management and financial services company dedicated to investing and serving the community banking sector. Performance data shown represents past performance, and is no guarantee of future results. Rates may change without notice. Please read the Terms and Conditions relating to the FICA program for more complete information and the governing terms of the account. Review your statement for accuracy. If you have any questions regarding your account, contact a FICA representative. Registration with the SEC does not imply a particular level of skill or training.

DATE	FUND NAME	CHECKING ACCOUNT	CHECKING AMOUNT	TDOA ACCOUNT	TDOA AMOUNT	FUND TOTAL
2019 001	GENERAL	TREAS FUND	2,594,330.38	TEXPOOL LOGIC TEXSTAR STONE CERT DEPOS	6,997,033.84 3,212,339.98 7,579,413.43 2,012,509.72 1,750,000.00	24,145,687.33
2019 011	ROAD & BRIDGE 1	TREAS FUND	212,894.28	TEXPOOL LOGIC TEXSTAR STONE	751,500.09 388,685.06 721,204.30	2,074,263.73
2019 012	ROAD & BRIDGE 2	TREAS FUND	227,459.16	TEXPOOL LOGIC TEXSTAR	505,395.90 283,590.60 449,904.44	1,466,350.10
2019 013	ROAD & BRIDGE 3	TREAS FUND	278,846.40	TEXPOOL LOGIC TEXSTAR	519,289.97 360,342.00 517,980.64	1,676,459.01
2019 014	ROAD & BRIDGE 4	TREAS FUND	334,335.96	TEXPOOL LOGIC TEXSTAR	810,545.35 385,766.08 810,316.81	2,340,964.20
2019 018	CERT2 TIF	TREAS FUND		TEXPOOL LOGIC		
2019 019	FM & LATERAL	TREAS FUND	14,261.64	TEXPOOL LOGIC TEXSTAR	329,444.89 103,998.30 337,292.44	784,997.27
2019 020	TJPC	TREAS FUND	41,173.34	TEXPOOL LOGIC TEXSTAR	12,927.49	54,100.83
2019 021	JUVENILE PROB-ISP	TREAS FUND	7,368.77	TEXPOOL LOGIC TEXSTAR	4,997.98	12,366.75
2019 022	JUVENILE PROBATION	TREAS FUND	14,980.65	TEXPOOL LOGIC		14,980.65
2019 023	JUVENILE PROB. IV-E	TREAS FUND	99.72	TEXPOOL LOGIC TEXSTAR		99.72
2019 028	ADULT PROBATION	TREAS FUND	25,584.29	TEXPOOL LOGIC TEXSTAR	215,079.81 155,819.80 215,568.80	612,052.70
2019 029	COMMUNITY CORRECTIONS	TREAS FUND	19,713.44	TEXPOOL LOGIC		19,713.44
2019 031	CONTRACT ELECTIONS	TREAS FUND	8,314.56	TEXPOOL LOGIC		8,314.56
2019 032	DISTRICT CLERK PRESERVATION	TREAS FUND	9,472.67	TEXPOOL LOGIC	10,440.06	

COMBINED STATEMENT OF CASH POSITION FOR MAY

FUND NAME	CHECKING ACCOUNT	CHECKING AMOUNT	TDOA ACCOUNT	TDOA AMOUNT	FUND TOTAL
2019 033 COUNTY/DISTRICT TECHNOLOGY	FTREAS FUND	5,935.59	TEXSTAR	1,582.94	19,912.73
2019 034 COURT REPORTER	TREAS FUND	2,301.32	TEXPOOL LOGIC TEXSTAR	44,002.69	7,518.53
2019 035 PERMANENT IMPROVEMENT	TREAS FUND	29,079.73	TEXPOOL LOGIC TEXSTAR STONE	1,111,424.86 502,078.92 1,186,528.38	2,829,111.89
2019 037 LAW ENFORCEMENT ED	TREAS FUND	10,199.54	TEXPOOL LOGIC TEXSTAR	10,437.88	20,637.42
2019 038 JP TECH	TREAS FUND	29,666.42	TEXPOOL LOGIC TEXSTAR	17,544.54	47,210.96
2019 040 LAW LIBRARY	TREAS FUND	28,968.79	TEXPOOL LOGIC TEXSTAR	105,235.88 25,910.66	160,115.33
2019 041 CC LIBRARY FUND	TREAS FUND	15,349.72	TEXPOOL LOGIC TEXSTAR	28,190.35 30,987.47	74,527.54
2019 042 CC HISTORICAL COMM.	TREAS FUND	3,537.23	TEXPOOL LOGIC TEXSTAR	5,240.17 10,395.30	25,095.60
2019 043 JP COURTHOUSE SECURITY	TREAS FUND	9,460.13	TEXPOOL LOGIC TEXSTAR	101,364.31 51,999.16 67,041.12	248,840.50
2019 044 COURTHOUSE SECURITY	TREAS FUND	28,435.91	TEXPOOL LOGIC		
2019 045 FLOOD DAMAGE	TREAS FUND		TEXPOOL LOGIC		
2019 046 CHAPTER 19	TREAS FUND	327.66-	TEXPOOL		327.66-
2019 047 CC RECORDS MANAGEMENT	TREAS FUND	1,764.89	TEXPOOL		1,764.89
2019 048 COUNTY RECORDS MANAGEMENT	TREAS FUND	8,002.05	TEXPOOL LOGIC TEXSTAR	19,490.79 54,750.89 46,215.65	128,459.38
2019 049 CC RECORDS PRESERVATION	TREAS FUND	32,778.71	TEXPOOL LOGIC TEXSTAR	35,444.04 35,425.17	103,647.92

FUND NAME	CHECKING ACCOUNT	CHECKING AMOUNT	TDOA ACCOUNT	TDOA AMOUNT	FUND TOTAL
2019 050 DIST CLERK RECORDS MANAGEMENT	TREAS FUND	15,139.13	TEXPOOL LOGIC	15,683.21	30,802.34
2019 051 DISTRICT CLERK ARCHIVE	TREAS FUND	17,595.74	TEXPOOL LOGIC	4,176.56	21,772.30
2019 052 COUNTY CLERK ARCHIVE FEE	TREAS FUND	18,887.15	TEXPOOL LOGIC	56,835.98	142,686.65
2019 053 CA CHECK COLLECTING	TREAS FUND	485.13	TEXPOOL LOGIC	2,667.17	3,152.30
2019 054 DA CHECK COLLECTING	TREAS FUND	150.34	TEXPOOL LOGIC	150.34	150.34
2019 055 CO ATTY FOREFEITURE	TREAS FUND	15,021.14	TEXPOOL LOGIC	31,386.60	98,108.49
2019 056 DISTRICT ATTY FOREFEITURE	TREAS FUND	70,477.64	TEXPOOL LOGIC	25,910.66	70,477.64
2019 057 D A SEIZURE FUND	TREAS FUND	29,614.87	TEXPOOL LOGIC	44,151.93	140,511.19
2019 058 SHERIFF FOREFEITURE	TREAS FUND	22,239.53	TEXPOOL LOGIC	25,910.66	144,158.43
2019 061 2004 GO REFUNDING DEBT SERVIT	TREAS FUND	40,654.52	TEXPOOL LOGIC	81,361.81	544,188.67
2019 088 STATE FEES	TREAS FUND	75,860.79	TEXPOOL LOGIC	40,557.09	114,884.39
2019 090 OFFICER'S TRUST	TREAS FUND	859.64	TEXPOOL LOGIC	18,536.18	15,859.64
2019 091 LIBRARY TRUST - LIDDELL	TREAS FUND	718.57	CERT DEPOS	20,487.42	19,718.57
2019 092 LIBRARY TRUST - ROSENSTEIN	TREAS FUND	1,056,049.90	CERT DEPOS	15,000.00	1,056,049.90
2019 100 CHILD ABUSE PREVENTION FUND	TREAS FUND	339.34	TEXPOOL LOGIC	18,536.18	339.34
2019 101 PRETRIAL DIVERSION	TREAS FUND	12,088.00	TEXPOOL LOGIC	19,000.00	12,088.00
2019 102 HOTEL OCCUPANCY TAX FUND	TREAS FUND	43,932.07	TEXPOOL LOGIC	116,564.18	116,564.18

COMBINED STATEMENT OF CASH POSITION FOR MAY

FUND NAME	CHECKING ACCOUNT	CHECKING AMOUNT	TDOA ACCOUNT	TDOA AMOUNT	FUND TOTAL
			TEXSPAR	116,570.09	277,066.34
TOTAL		5,414,101.13		34,204,619.96	39,618,721.09

COMBINED STATEMENT OF CASH POSITION FOR MAY

CHECK ACCOUNT

ACCOUNT BALANCE - TREAS FUND	4,358,051.23
ACCOUNT BALANCE - PAYROLL	1,056,049.90
TOTAL	<u>5,414,101.13</u>

CHECK

TDOA ACCOUNT

TDOA

ACCOUNT BALANCE - TEXPOOL	12,106,370.23
ACCOUNT BALANCE - LOGIC	5,784,070.94
ACCOUNT BALANCE - TEXSTAR	12,517,669.07
ACCOUNT BALANCE - STONE	2,012,509.72
ACCOUNT BALANCE - CERT DEPOS	1,784,000.00
TOTAL	<u>34,204,619.96</u>

TOTAL

34,204,619.96

ACCOUNT NAME	BEGINNING CASH BALANCE	CASH RECEIPTS	CASH DISBURSEMENTS	ENDING CASH BALANCE
2019 001 GENERAL				
CASH - GENERAL FUND	2,487,992.12	1,619,624.11	1,513,275.85-	2,594,330.38
CASH ON HAND	2,069.00	.00	.00	2,069.00
CASH INVESTED - TEXPOOL	7,482,598.39	14,435.45	500,000.00-	6,997,033.84
CASH INVESTED - LOGIC	3,205,482.30	6,917.66	.00	3,212,399.96
CASH INVESTED - TEXSTAR	7,563,964.40	15,449.03	.00	7,579,413.43
CASH INVESTED - STONE CASTLE	2,008,586.09	3,923.63	.00	2,012,509.72
T-BILLS - INVESTMENTS	.00	.00	.00	.00
CASH INVESTMENT-CD	1,750,000.00	.00	.00	1,750,000.00
FUND TOTALS	24,500,682.30	1,660,349.82	2,013,275.85-	24,147,756.33

2019 011 ROAD & BRIDGE 1				
CASH - ROAD & BRIDGE # 1	312,971.19	49,636.23	149,713.14-	212,894.28
CASH INVESTED - TEXPOOL	749,971.11	1,528.99	.00	751,500.09
CASH INVESTED - LOGIC	387,828.09	836.97	.00	388,665.06
CASH INVESTED - TEXSTAR	719,734.29	1,470.01	.00	721,204.30
STONE CASTLE	.00	.00	.00	.00
T-BILL INVESTMENTS	.00	.00	.00	.00
FUND TOTALS	2,170,504.68	53,472.19	149,713.14-	2,074,263.73

2019 012 ROAD & BRIDGE 2				
CASH - ROAD & BRIDGE # 2	330,566.16	29,312.37	132,419.37-	227,459.16
CASH INVESTED - TEXPOOL	504,367.61	1,028.29	.00	505,395.90
CASH INVESTED - LOGIC	282,979.92	610.68	.00	283,590.60
CASH INVESTED - TEXSTAR	448,987.41	917.03	.00	449,904.44
T-BILL INVESTMENTS	.00	.00	.00	.00
FUND TOTALS	1,566,901.10	31,868.37	132,419.37-	1,466,350.10

2019 013 ROAD & BRIDGE 3				
CASH - ROAD & BRIDGE # 3	339,904.95	28,329.74	89,388.29-	278,846.40
CASH INVESTED - TEXPOOL	518,223.43	1,056.54	.00	519,289.97
CASH INVESTED - LOGIC	359,566.03	775.97	.00	360,342.00
CASH INVESTED - TEXSTAR	516,924.86	1,055.78	.00	517,980.64
T-BILL INVESTMENTS	.00	.00	.00	.00
FUND TOTALS	1,734,629.27	31,218.03	89,388.29-	1,676,459.01

2019 014 ROAD & BRIDGE 4				
CASH - ROAD & BRIDGE # 4	324,088.28	120,462.59	110,214.91-	334,335.96
CASH INVESTED - TEXPOOL	808,886.22	1,649.13	.00	810,535.35
CASH INVESTED - LOGIC	384,935.38	830.70	.00	385,766.08
CASH INVESTED - TEXSTAR	808,665.15	1,651.66	.00	810,316.81
T-BILL INVESTMENTS	.00	.00	.00	.00
FUND TOTALS	2,326,585.03	124,594.08	110,214.91-	2,340,964.20

2019 018 CERTZ TIF				
CASH - CERTZ TIF	.00	.00	.00	.00
CASH INVESTED	.00	.00	.00	.00
CASH INVESTED - LOGIC	.00	.00	.00	.00
T-BILL INVESTMENT	.00	.00	.00	.00
FUND TOTALS	.00	.00	.00	.00

2019 019 FM & LATERAL				
CASH - FM & LATERAL	14,211.77	49.87	.00	14,261.64
CASH INVESTED	328,774.59	670.30	.00	329,444.89
CASH INVESTED - LOGIC	103,774.33	223.97	.00	103,998.30
CASH INVESTED - TEXSTAR	336,604.93	687.51	.00	337,292.44

ACCOUNT NAME	BEGINNING CASH BALANCE	CASH RECEIPTS	CASH DISBURSEMENTS	ENDING CASH BALANCE
2019 020 TJPB				
CASH - T.J.P.C.	33,947.30	26,283.08	19,057.04	41,173.34
CASH INVESTED	12,901.18	26.31	.00	12,927.49
CASH INVESTED - LOGIC	.00	.00	.00	.00
CASH INVESTED - TEXSTAR	.00	.00	.00	.00
FUND TOTALS	46,848.48	26,309.39	19,057.04	54,100.83
2019 021 JUVENILE PROB-ISP				
CASH - JUVENILE PROBATION INVESTMENTS	7,363.12	5.65	.00	7,368.77
CASH INVESTED - LOGIC	4,987.80	10.18	.00	4,997.98
CASH INVESTED - TEXSTAR	.00	.00	.00	.00
FUND TOTALS	12,350.92	15.83	.00	12,366.75
2019 022 JUVENILE PROBATION				
CASH - JUV. PROB. DIV INVESTMENTS	14,919.20	61.45	.00	14,980.65
FUND TOTALS	14,919.20	61.45	.00	14,980.65
2019 023 JUVENILE PROB. IV-E				
CASH - IV-E	99.65	.07	.00	99.72
CASH INVESTED	.00	.00	.00	.00
CASH INVESTED - LOGIC	.00	.00	.00	.00
CASH INVESTED - TEXSTAR	.00	.00	.00	.00
FUND TOTALS	99.65	.07	.00	99.72
2019 028 ADULT PROBATION				
CASH - ADULT PROBATION CASH ON HAND	13,557.56	43,298.90	31,272.17	25,584.29
CASH INVESTED - TEXPOOL	75.00	.00	.00	75.00
CASH INVESTED - LOGIC	219,640.23	439.58	5,000.00	215,079.81
CASH INVESTED - TEXSTAR	155,484.23	335.57	.00	155,819.80
FUND TOTALS	220,127.41	441.39	5,000.00	215,568.80
2019 029 COMMUNITY CORRECTIONS				
CASH - COMMUNITY CORRECTI INVESTMENTS	24,340.86	.00	4,627.42	19,713.44
CASH INVESTED - LOGIC	.00	.00	.00	.00
FUND TOTALS	24,340.86	.00	4,627.42	19,713.44
2019 031 CONTRACT ELECTIONS				
CASH - CONTRACT ELECTIONS	8,308.19	6.37	.00	8,314.56
CASH INVESTED - TEXPOOL	.00	.00	.00	.00
CASH INVESTED - LOGIC	.00	.00	.00	.00
FUND TOTALS	8,308.19	6.37	.00	8,314.56
2019 032 DISTRICT CLERK PRESERVATION				
CASH - DISTRICT CLERK PRESVATI INVESTMENTS	10,366.75	447.46	1,341.54	9,472.67
CASH INVESTED - LOGIC	10,418.80	21.26	.00	10,440.06
CASH INVESTED - TEXSTAR	.00	.00	.00	.00
FUND TOTALS	20,785.55	468.72	1,341.54	19,912.73
2019 033 COUNTY/DISTRICT TECHNOLOGY FUN				
CASH - COUNTY/DISTRICT TECH	5,746.78	192.05	3.24	5,935.59

ACCOUNT NAME	BEGINNING CASH BALANCE	CASH RECEIPTS	CASH DISBURSEMENTS	ENDING CASH BALANCE
INVESTMENTS	1,579.81	3.13	.00	1,582.94
CASH INVESTED - LOGIC	.00	.00	.00	.00
CASH INVESTED - TEXSTAR	.00	.00	.00	.00
FUND TOTALS	7,326.59	195.18	3.24	7,518.53

ACCOUNT NAME	BEGINNING CASH BALANCE	CASH RECEIPTS	CASH DISBURSEMENTS	ENDING CASH BALANCE
COURT REPORTER	1,869.58	961.16	529.42	2,301.32
CASH - COURT REPORTER FUND	43,913.13	89.56	.00	44,002.69
INVESTMENTS	.00	.00	.00	.00
CASH INVESTED - LOGIC	.00	.00	.00	.00
CASH INVESTED - TEXSTAR	.00	.00	.00	.00
FUND TOTALS	45,782.71	1,050.72	529.42	46,304.01

ACCOUNT NAME	BEGINNING CASH BALANCE	CASH RECEIPTS	CASH DISBURSEMENTS	ENDING CASH BALANCE
PERMANENT IMPROVEMENT	79,110.75	86,556.98	135,588.00	29,079.73
CASH - PERMANENT IMPROVEM	1,189,047.78	2,377.08	80,000.00	1,111,424.86
CASH INVESTED - TEXPOOL	500,997.72	1,081.20	.00	502,078.92
CASH INVESTED - LOGIC	1,144,128.45	42,399.93	.00	1,186,528.38
CASH INVESTED - TEXSTAR	.00	.00	.00	.00
STONE CASTLE	.00	.00	.00	.00
T-BILL INVESTMENTS	.00	.00	.00	.00
FUND TOTALS	2,912,284.70	132,415.19	215,588.00	2,829,111.89

ACCOUNT NAME	BEGINNING CASH BALANCE	CASH RECEIPTS	CASH DISBURSEMENTS	ENDING CASH BALANCE
LAW ENFORCEMENT ED	10,266.70	7.84	75.00	10,199.54
CASH - LAW ENFORCEMENT ED	10,416.62	21.26	.00	10,437.88
CASH INVESTED - LOGIC	.00	.00	.00	.00
CASH INVESTED - TEXSTAR	.00	.00	.00	.00
FUND TOTALS	20,683.32	29.10	75.00	20,637.42

ACCOUNT NAME	BEGINNING CASH BALANCE	CASH RECEIPTS	CASH DISBURSEMENTS	ENDING CASH BALANCE
J P TECH	28,784.48	1,508.94	627.00	29,666.42
CASH - J P TECH FUND	17,508.85	35.69	.00	17,544.54
INVESTMENTS	.00	.00	.00	.00
CASH INVESTED - LOGIC	.00	.00	.00	.00
CASH INVESTED - TEXSTAR	.00	.00	.00	.00
FUND TOTALS	46,293.33	1,544.63	627.00	47,210.96

ACCOUNT NAME	BEGINNING CASH BALANCE	CASH RECEIPTS	CASH DISBURSEMENTS	ENDING CASH BALANCE
LAW LIBRARY	27,642.49	1,786.30	460.00	28,968.79
CASH - LAW LIBRARY	105,021.76	214.12	.00	105,235.88
CASH INVESTED	25,854.88	55.78	.00	25,910.66
CASH INVESTED - LOGIC	.00	.00	.00	.00
CASH INVESTED - TEXSTAR	.00	.00	.00	.00
FUND TOTALS	158,519.13	2,056.20	460.00	160,115.33

ACCOUNT NAME	BEGINNING CASH BALANCE	CASH RECEIPTS	CASH DISBURSEMENTS	ENDING CASH BALANCE
CC LIBRARY FUND	14,484.18	1,246.38	380.84	15,349.72
CASH - COOKE COUNTY LIBRA	28,132.99	57.36	.00	28,190.35
CASH INVESTED	.00	.00	.00	.00
CASH INVESTED - LOGIC	.00	.00	.00	.00
CASH INVESTED - TEXSTAR	30,924.31	63.16	.00	30,987.47
T-BILL INVESTMENTS	.00	.00	.00	.00
FUND TOTALS	73,541.48	1,366.90	380.84	74,527.54

ACCOUNT NAME	BEGINNING CASH BALANCE	CASH RECEIPTS	CASH DISBURSEMENTS	ENDING CASH BALANCE
CC HISTORICAL COMM.	3,534.52	2.71	.00	3,537.23
CASH - COOKE CO. HISTORIC	3,534.52	2.71	.00	3,537.23
FUND TOTALS	3,534.52	2.71	.00	3,537.23

ACCOUNT NAME	BEGINNING CASH BALANCE	CASH RECEIPTS	CASH DISBURSEMENTS	ENDING CASH BALANCE
JP COURTHOUSE SECURITY	9,089.40	370.73	.00	9,460.13
CASH - JP COURTHOUSE SECURITY	5,229.53	10.64	.00	5,240.17
CASH INVESTED	.00	.00	.00	.00
FUND TOTALS	9,089.40	370.73	.00	9,460.13

ACCOUNT NAME	BEGINNING CASH BALANCE	CASH RECEIPTS	CASH DISBURSEMENTS	ENDING CASH BALANCE
CASH INVESTED - LOGIC	10,374.11	21.19	.00	10,395.30
CASH INVESTED - TEXTSTAR	24,693.04	402.56	.00	25,095.60
FUND TOTALS				

ACCOUNT NAME	BEGINNING CASH BALANCE	CASH RECEIPTS	CASH DISBURSEMENTS	ENDING CASH BALANCE
CASH - COURTHOUSE SECURITY	25,905.98	2,532.37	2.44-	28,435.91
CASH INVESTED	101,158.07	206.24	.00	101,364.31
CASH INVESTED - LOGIC	51,887.19	111.97	.00	51,999.16
CASH INVESTED - TEXTSTAR	66,904.47	136.65	.00	67,041.12
FUND TOTALS	249,855.71	2,987.23	2.44-	249,840.50

ACCOUNT NAME	BEGINNING CASH BALANCE	CASH RECEIPTS	CASH DISBURSEMENTS	ENDING CASH BALANCE
CASH - FLOOD DAMAGE	.00	.00	.00	.00
CASH INVESTED - TEXPOOL	.00	.00	.00	.00
CASH INVESTED - LOGIC	.00	.00	.00	.00
FUND TOTALS	.00	.00	.00	.00

ACCOUNT NAME	BEGINNING CASH BALANCE	CASH RECEIPTS	CASH DISBURSEMENTS	ENDING CASH BALANCE
CASH - CHAPTER 19	409.34-	445.00	363.32-	327.66-
INVESTMENTS	.00	.00	.00	.00
FUND TOTALS	409.34-	445.00	363.32-	327.66-

ACCOUNT NAME	BEGINNING CASH BALANCE	CASH RECEIPTS	CASH DISBURSEMENTS	ENDING CASH BALANCE
CASH - CC RECORDS MANAGEMENT	1,708.95	57.97	2.03-	1,764.89
INVESTMENTS - TEXPOOL	.00	.00	.00	.00
FUND TOTALS	1,708.95	57.97	2.03-	1,764.89

ACCOUNT NAME	BEGINNING CASH BALANCE	CASH RECEIPTS	CASH DISBURSEMENTS	ENDING CASH BALANCE
CASH - RECORDS MANAGEMENT	14,484.44	1,624.46	8,106.85-	8,002.05
CASH INVESTED - TEXPOOL	19,451.13	39.66	.00	19,490.79
CASH INVESTED - LOGIC	54,632.99	117.90	.00	54,750.89
CASH INVESTED - TEXTSTAR	46,121.44	94.21	.00	46,215.65
FUND TOTALS	134,690.00	1,876.23	8,106.85-	128,459.38

ACCOUNT NAME	BEGINNING CASH BALANCE	CASH RECEIPTS	CASH DISBURSEMENTS	ENDING CASH BALANCE
CASH - RECORDS PRESERVATION	43,960.31	8,818.40	20,000.00-	32,778.71
CASH INVESTED - TEXPOOL	25,376.56	10,067.48	.00	35,444.04
CASH INVESTED - LOGIC	.00	.00	.00	.00
CASH INVESTED - TEXTSTAR	25,357.60	10,067.57	.00	35,425.17
FUND TOTALS	94,694.47	28,953.45	20,000.00-	103,647.92

ACCOUNT NAME	BEGINNING CASH BALANCE	CASH RECEIPTS	CASH DISBURSEMENTS	ENDING CASH BALANCE
CASH - D C RECORDS MANAGEMENT	15,433.98	400.15	695.00-	35,139.13
CASH INVESTED	15,631.32	31.89	.00	15,663.21
CASH INVESTED - LOGIC	.00	.00	.00	.00
CASH INVESTED - TEXTSTAR	.00	.00	.00	.00
FUND TOTALS	31,065.30	432.04	695.00-	30,802.34

ACCOUNT NAME	BEGINNING CASH BALANCE	CASH RECEIPTS	CASH DISBURSEMENTS	ENDING CASH BALANCE
DISTRICT CLERK ARCHIVE	21,894.42	349.32	4,648.00-	17,595.74
INVESTMENTS	9,168.09	8.47	.00	4,176.56
CASH INVESTED - LOGIC	.00	.00	.00	.00
CASH INVESTED - TEXTSTAR	.00	.00	.00	.00
FUND TOTALS	26,062.51	357.79	4,648.00-	21,772.30

ACCOUNT NAME	BEGINNING CASH BALANCE	CASH RECEIPTS	CASH DISBURSEMENTS	ENDING CASH BALANCE
COUNTY CLERK ARCHIVE FEE	17,424.16	8,082.99	6,620.00-	18,887.15
RECORDS ARCHIVE				

ACCOUNT NAME	BEGINNING CASH BALANCE	CASH RECEIPTS	CASH DISBURSEMENTS	ENDING CASH BALANCE
INVESTMENTS	56,720.36	119.60	.00	56,839.96
CASH INVESTED - LOGIC	25,654.68	55.78	.00	25,910.46
CASH INVESTED - TEXSTAR	40,969.29	83.85	.00	41,053.85
FUND TOTALS	140,966.62	83.85	.00	142,666.45

ACCOUNT NAME	BEGINNING CASH BALANCE	CASH RECEIPTS	CASH DISBURSEMENTS	ENDING CASH BALANCE
CASH - CHECK COLLECTING	257.12	340.00	111.99	465.13
CASH INVESTED - LOGIC	2,661.74	5.43	.00	2,667.17
CASH INVESTED - TEXSTAR	.00	.00	.00	.00
FUND TOTALS	2,918.86	345.43	111.99	3,152.30

ACCOUNT NAME	BEGINNING CASH BALANCE	CASH RECEIPTS	CASH DISBURSEMENTS	ENDING CASH BALANCE
CASH - DA CHECK COLLECTING	2,650.34	.00	2,500.00	150.34
CASH INVESTED	.00	.00	.00	.00
FUND TOTALS	2,650.34	.00	2,500.00	150.34

ACCOUNT NAME	BEGINNING CASH BALANCE	CASH RECEIPTS	CASH DISBURSEMENTS	ENDING CASH BALANCE
CASH - D.A. FORFEITURE FUND	12,072.11	6,239.03	3,290.00	15,021.14
CASH INVESTED - TEXPOOL	31,302.76	63.84	.00	31,366.60
CASH INVESTED - LOGIC	25,854.88	85.78	.00	25,910.66
CASH INVESTED - TEXSTAR	25,757.47	52.62	.00	25,810.09
FUND TOTALS	94,987.22	6,411.27	3,290.00	98,108.49

ACCOUNT NAME	BEGINNING CASH BALANCE	CASH RECEIPTS	CASH DISBURSEMENTS	ENDING CASH BALANCE
CASH - SEIZURE-LAW INVESTMENTS	72,487.21	16,683.00	18,692.57	70,477.64
FUND TOTALS	72,487.21	16,683.00	18,692.57	70,477.64

ACCOUNT NAME	BEGINNING CASH BALANCE	CASH RECEIPTS	CASH DISBURSEMENTS	ENDING CASH BALANCE
CASH - SHERIFF FORFEITURE INVESTMENTS	48,190.27	3,521.60	22,097.00	29,614.87
CASH INVESTED - LOGIC	39,064.38	5,087.55	.00	44,151.93
CASH INVESTED - TEXSTAR	25,854.88	55.78	.00	25,910.66
FUND TOTALS	138,867.00	18,664.93	22,097.00	140,511.15

ACCOUNT NAME	BEGINNING CASH BALANCE	CASH RECEIPTS	CASH DISBURSEMENTS	ENDING CASH BALANCE
CASH - JAIL COMMISSARY	19,274.40	3,353.59	388.46	22,239.53
CASH INVESTED - TEXPOOL	81,196.31	165.50	.00	81,361.81
CASH INVESTED - LOGIC	40,474.42	82.67	.00	40,557.09
CASH INVESTED - TEXSTAR	140,945.13	3,601.76	388.46	144,158.43
FUND TOTALS	140,945.13	3,601.76	388.46	144,158.43

ACCOUNT NAME	BEGINNING CASH BALANCE	CASH RECEIPTS	CASH DISBURSEMENTS	ENDING CASH BALANCE
CASH - 2004 GO REFUNDING DEBT SERVICE	108,602.61	7,051.91	75,000.00	40,654.52
CASH INVESTED - TEXPOOL	23,267.32	75.46	.00	23,342.78
CASH INVESTED - LOGIC	180,627.71	389.82	.00	181,017.53
CASH INVESTED - TEXSTAR	223,627.08	456.76	.00	224,083.84
T-BILL INVESTMENTS	.00	.00	.00	.00
FUND TOTALS	536,127.72	83,063.95	75,000.00	544,188.67

ACCOUNT NAME	BEGINNING CASH BALANCE	CASH RECEIPTS	CASH DISBURSEMENTS	ENDING CASH BALANCE
STATE FEES	20,229.00	55,873.71	241.92	75,860.79
CASH INVESTED	18,498.46	37.72	.00	18,536.18

ACCOUNT NAME	BEGINNING CASH BALANCE	CASH RECEIPTS	CASH DISBURSEMENTS	ENDING CASH BALANCE
2019 090 OFFICER'S TRUST				
CASH-OFFICERS TRUST	20,445.69	41.73	.00	20,487.42
CASH INVESTED - LOGIC	59,173.15	55,953.16	241.92	114,884.39
FUND TOTALS				
2019 091 LIBRARY TRUST - LIDDELL				
CASH-LIBRARY TRUST/LIDDELL	858.99	.65	.00	859.64
CD INVESTMENT	15,000.00	.00	.00	15,000.00
FUND TOTALS	15,858.99	.65	.00	15,859.64
2019 092 LIBRARY TRUST - ROSENSTEIN				
CASH-LIBRARY TRUST/ROSENSTEIN	718.03	.54	.00	718.57
CD INVESTMENT	19,000.00	.00	.00	19,000.00
FUND TOTALS	19,718.03	.54	.00	19,718.57
2019 098 PAYROLL CLEARING				
CASH - PAYROLL CLEARING	.00	1,056,049.90	.00	1,056,049.90
INVESTMENTS	.00	.00	.00	.00
FUND TOTALS	.00	1,056,049.90	.00	1,056,049.90
2019 100 CHILD ABUSE PREVENTION FUND				
CASH-CHILD ABUSE PREVENTION	334.09	5.25	.00	339.34
CASH INVESTED	334.09	5.25	.00	339.34
FUND TOTALS	334.09	5.25	.00	339.34
2019 101 PRETRIAL DIVERSION				
CASH-PRETRIAL DIVERSION	11,788.00	300.00	.00	12,088.00
CASH INVESTED	.00	.00	.00	.00
CASH INVESTED - LOGIC	.00	.00	.00	.00
FUND TOTALS	11,788.00	300.00	.00	12,088.00
2019 102 HOTEL OCCUPANCY TAX FUND				
CASH - HOTEL OCCUPANCY TAX	56,080.45	17,851.62	30,000.00	43,932.07
CASH INVESTED - TEXPOOL	116,327.01	237.17	.00	116,564.18
CASH INVESTED - LOGIC	.00	237.58	.00	237.58
CASH INVESTED - TEXSTAR	116,332.51	237.58	.00	116,570.09
FUND TOTALS	288,739.97	18,326.37	30,000.00	277,066.34
GRAND TOTALS	39,171,093.03	3,421,504.87	2,971,732.81	39,620,865.09