

AFFIDAVIT

STATE OF TEXAS

COUNTY OF COOKE


The members of the Commissioners' Court of Cooke County, Texas, state as follows:

The requirement of Subsection (C) of the Texas Local Government Code, §114.026 have been met for the term of March, 2019. The amount of cash and other assets in the custody of the County Treasurer at the time of examination are:

Cash (includes on hand, money market accounts, and short term investments) \$ 40,627,606.21

Other Assets (long term investments) \$ 0.00

Sworn to and subscribed this 22 day of April, 2019.


Jason Brinkley, Cooke County Judge


Gary Hollowell, Commissioner, Pct 1


Jason Snuggs, Commissioner, Pct 2


John Klement, Commissioner, Pct 3


Leon Klement, Commissioner, Pct 4


ATTEST:


Pam Harrison, County Clerk

FILED FOR RECORD

19 APR 22 AM 11:18


PAM HARRISON
COUNTY CLERK, COOKE CO. TX

BY  DEPUTY


FINANCIAL REPORTS

March 2019


In accordance with Local Government Code 114.026, this affidavit states the current cash and reports in the custody of the county treasurer as of this date of March 31, 2019.




Jason Brinkley,
Cooke County Judge



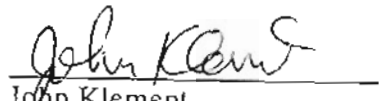
Pam Harrison,
Cooke County Clerk




Gary Hollowell,
Commissioner Pct. #1



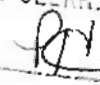
Jason Snuggs,
Commissioner Pct. #2



John Klement,
Commission Pct. #3



Leon Klement,
Commissioner Pct. #4

FILED FOR RECORD
19 APR 22 AM 11:18
PAM HARRISON
COUNTY CLERK, COOKE CO. TX
BY  DEPUTY



MONTHLY REPORT

MARCH 2019

PATTY BRENNAN

COOKE COUNTY TREASURER

FINANCIAL REPORTS

March 2019

In accordance with Local Government Code 114.026, this affidavit states the current cash and reports in the custody of the county treasurer as of this date of March 31, 2019.

Jason Brinkley,
Cooke County Judge

Pam Harrison,
Cooke County Clerk

Gary Hollowell,
Commissioner Pct. #1

Jason Snuggs,
Commissioner Pct. #2

John Klement,
Commission Pct. #3

Leon Klement,
Commissioner Pct. #4

AFFIDAVIT

STATE OF TEXAS

COUNTY OF COOKE

The members of the Commissioners' Court of Cooke County, Texas, state as follows:

The requirement of Subsection (C) of the Texas Local Government Code, §114.026 have been met for the term of **March, 2019**. The amount of cash and other assets in the custody of the County Treasurer at the time of examination are:

Cash (includes on hand, money market accounts, and short term investments) **\$ 40,627,606.21**

Other Assets (long term investments) \$ 0.00.

Sworn to and subscribed this ____ day of _____.

Jason Brinkley, Cooke County Judge

Gary Hollowell, Commissioner, Pct 1

Jason Snuggs, Commissioner, Pct 2

John Klement, Commissioner, Pct 3

Leon Klement, Commissioner, Pct 4

ATTEST:

Pam Harrison, County Clerk

PRIOR MONTH ENDING BANK STATEMENT BALANCE \$596,489.32 3
 CLEARED DEPOSITS \$1,148,327.35
 CLEARED ADDITIONS \$.00
 CLEARED CHECKS \$1,040,695.18- 43
 CLEARED DEDUCTIONS \$478,122.57- 5

CURRENT MONTH ENDING BANK STATEMENT BALANCE \$227,998.92

CURRENT MONTH ENDING BANK STATEMENT BALANCE \$227,998.92
 OUTSTANDING DEPOSITS \$227,998.92
 OUTSTANDING ADDITIONS \$.00
 OUTSTANDING CHECKS \$15,054.23- 16
 OUTSTANDING DEDUCTIONS \$.00

RECONCILED BOOK BALANCE \$212,944.69
 ENDING STATEMENT DATE 03/31/2019 CLERK: PB

TOTALS

PRIOR MONTH ENDING BANK STATEMENT BALANCE \$5,575,105.09 212
 CLEARED DEPOSITS \$1,714,268.67 3
 CLEARED ADDITIONS \$143,223.20 495
 CLEARED CHECKS \$2,784,340.53- 3
 CLEARED DEDUCTIONS \$6,620.12- 3

CURRENT MONTH ENDING BANK STATEMENT BALANCE \$4,641,636.31
 CURRENT MONTH ENDING BANK STATEMENT BALANCE \$4,641,636.31
 OUTSTANDING DEPOSITS \$229.52 1
 OUTSTANDING ADDITIONS \$.00
 OUTSTANDING CHECKS \$511,381.41- 477
 OUTSTANDING DEDUCTIONS \$.00

RECONCILED BOOK BALANCE \$4,130,484.42
 ENDING STATEMENT DATE 03/31/2019 CLERK: PB

C.D. INVESTMENTS

LANDMARK BANK

MARCH 2019

<u>C.D.#</u>	<u>PURCHASE DATE</u>	<u>AMOUNT</u>	<u>MAT. DATE</u>
GEN/4170807103	May 26, 2018	500,000.00	May 26, 2019
GEN/4170807095	May 26, 2018	500,000.00	May 26, 2019
Library Liddell 7830	Jan 17, 2019	7,500.00	Jan 17, 2021
Library Liddell 7822	Jan 17, 2019	7,500.00	Jan 17, 2021
Library Rosenstein 5099	Sept 12, 2017	11,000.00	Dec 12, 2020
Library Rosenstein 5198	Dec 16, 2017	8,000.00	Mar 16, 2021

INT. EARNED MONTHLY:

2-Gen CD's @ 1.93%
2-Liddell CD's @ 1.90%
2-Rosenstein CD's @ 1.05%

Interest is deposited into the Treasurer's Fund. The 2 Gen CDs' interest is deposited monthly, and the 4 Library's CDs' interest is deposited quarterly.

PROSPERITY BANK

GEN/14401708	Sept 17, 2017	250,000.00	Sept 17, 2019
--------------	---------------	------------	---------------

INT. EARNED MONTHLY:

Gen CD @ .90%

Interest accrues monthly and is deposited monthly with depository bank into the Treasurer's Fund.

C.D. INVESTMENTS

THE FIRST STATE BANK

MARCH 2019

<u>C.D.#</u>	<u>PURCHASE DATE</u>	<u>AMOUNT</u>	<u>MAT. DATE</u>
GEN/71445	Sept 17, 2017	250,000.00	Sept 17, 2019

INT. EARNED MONTHLY:

Gen CD @ .90%

Interest accrues monthly and is deposited monthly with depository bank into the Treasurer's Fund.

MUENSTER STATE BANK

GEN/2129	Sept 17, 2017	250,000.00	Sept 17, 2019
----------	---------------	------------	---------------

INT. EARNED MONTHLY:

Gen CD @ .90%

Interest accrues monthly and is deposited monthly with depository bank into the Treasurer's Fund.



PROSPERITY BANK

EL CAMPO, TX

Pledge Security Listing

March 31, 2019

ID	CUSTID	Description	Safetkeeping Location	Safetkeeping Receipt	Coupon	Maturity Date	Call Date	Moody	S&P	Fitch	ASC 320	Face Amount	Current Par	Current Book Value	Market Value	Gain(Loss)
COOKE COUNTY																
2047	3128MBWA1	FHLC #G12885	FHLB	X	5.00	06/01/2021		AAA	AA+	AAA	HTM	157,950	1,397.08	1,397.08	1,407.94	10.86
2107	314106558	FHMA #889257	FHLB	X	5.00	04/01/2021		AAA	AA+	AAA	HTM	105,405	749.77	749.77	756.12	6.35
3643	3128MMQX4	FHLC #G18469	FHLB		2.00	06/01/2028		AAA	AA+	AAA	HTM	212,158	92,858.10	93,063.88	91,237.38	(1,826.50)
Total For COOKE COUNTY												475,513	95,004.95	95,210.73	93,401.44	(1,809.29)

Although the information in this report has been obtained from sources believed to be reliable, its accuracy cannot be guaranteed.

PAGE 1 03/29/19 19:38:21
HOLDINGS BAPN032N
CC1 PROD

FEDERAL RESERVE BANK PLEDGEE

DISTRB PT J1
AS OF CLOSE OF BUSINESS 03-29-2019

PLEDGEE: COOKE COUNTY J7BM INSTITUTION ID: #J7BM
100 S. DIXON
RM. 106

GAINESVILLE TX 76240

HOLDER : 081500862 - LANDMARK BANK

RESP FRB:H1

ACCOUNT: J7BM - *COOKE COUNTY

CUSIP #

BVF

PAR

BALANCE	BOOK VALUE		
3130A1XJ2	2.875 FHLB 24 RK	06-14-24	1.0000000000
800,000.00	800,000.00		
3130A5R35	2.875 FHLB 25 TG	06-13-25	1.0000000000
500,000.00	500,000.00		
31300LVH5	FMAR 848716 G	01-01-37	0.2258003500
200,000.00	45,160.07		
3133EJQC6	FCFR 03LI BR 20/02	02-25-20	1.0000000000
400,000.00	400,000.00		
3133EJRS0	FCFR 03LI BY 20/06	06-15-20	1.0000000000
2,000,000.00	2,000,000.00		
3133TTX48	FGRA 2326ZQ 06/15/31	06-15-31	0.0848017700
300,000.00	25,440.53		
3133XDVS7	5.25 FHLB 20 EK	12-11-20	1.0000000000
700,000.00	700,000.00		
3133X8L34	5.365 FHLB 24 EE	09-09-24	1.0000000000
2,000,000.00	2,000,000.00		
3133732Y7	3.625 FHLB 21 IR	03-12-21	1.0000000000
1,000,000.00	1,000,000.00		
3136ACLE9	FNRM RC025BD R13F025	03-25-33	0.4035355700
1,400,000.00	564,949.80		
3136ACU25	FNRM RC015DC R13F015	03-25-33	0.4234347000
500,000.00	211,717.35		
3136AKJK0	FNRM CL041CM R14F041	06-25-40	0.4613473400
1,000,000.00	461,347.34		
3137B1CT7	FGRM 4195LH 12/15/31	12-15-31	0.3805026800
600,000.00	228,301.61		
31392WB41	FGRM 2512PG 10/15/22	10-15-22	0.0951305700
400,000.00	38,052.23		
31394H2Q3	FGRM 2662DH 08/15/23	08-15-23	0.2950176700
1,200,000.00	354,021.20		
31395HVM9	FGRA 2896BZ 11/15/34	11-15-34	0.8940227400
200,000.00	178,804.55		
38374F2L7	GNRM 2004-24 ZM	04-20-34	0.7308001348
700,000.00	511,560.09		
			SUBTOTAL :
13,900,000.00	10,019,354.77		

13,900,000.00

10,019,354.77

GRAND TOTAL:

Pledge Inventory Report

Landmark Bank
Columbia, MO
FROM 3/1/2019 TO 3/31/2019

Customer ID: 5961
Report Date: 4/1/2019
PAS Rep: Vance Roe
Account Rep: Bob Fitzpatrick

Cusip	Description	Maturity Date	Group	Intent	S&P	Moody	Market Price DI	Original Face	Book Value
Tickel	Location Code/Name			Coupon			Maturity (Yr)	Par	Market Value
Pledged: J7BM - COOKE COUNTY									
3133EJQC6	FED FARM CR BK	02/25/2020		AFS	AA+		3/29/2019	400,000.00	400,066.67
1142450	FED - FEDERAL RESERVE BANK		AG2	2.46925	Aaa		0.91	400,000.00	399,907.99
3133EJRS0	FED FARM CR BK	06/15/2020		AFS	AA+		3/29/2019	2,000,000.00	2,000,609.55
1143713	FED - FEDERAL RESERVE BANK		AG2	2.41088	Aaa		1.21	2,000,000.00	1,987,240.00
3130A1XJ2	FED HOME LN BK	06/14/2024		AFS	AA+		3/29/2019	800,000.00	823,212.68
1104690	FED - FEDERAL RESERVE BANK		AGY	2.87500	Aaa		5.21	800,000.00	821,280.03
3130A5R35	FEDERAL HOME LOAN BA	06/13/2025		AFS	AA+		3/29/2019	100,000.00	102,544.84
1104689	FED - FEDERAL RESERVE BANK		AGY	2.87500	Aaa		5.21	100,000.00	102,400.00
3130A5R35	FEDERAL HOME LOAN BA	06/13/2025		AFS	AA+		3/29/2019	400,000.00	413,210.20
1102932	FED - FEDERAL RESERVE BANK		AGY	2.87500	Aaa		6.21	400,000.00	409,600.01
3133732Y7	FED HOME LN BK	03/12/2021		AFS	AA+		3/29/2019	1,000,000.00	1,020,934.82
1131459	FED - FEDERAL RESERVE BANK		AGY	3.62500	Aaa		1.95	1,000,000.00	1,023,389.97
3133X8L34	FED HOME LN BK	09/09/2024		AFS	AA+		3/29/2019	2,000,000.00	2,308,915.99
1087540	FED - FEDERAL RESERVE BANK		AGY	5.36500	Aaa		5.45	2,000,000.00	2,302,140.04
3133XDV57	FED HOME LN BK	12/11/2020		AFS	AA+		3/29/2019	700,000.00	737,299.11
933583	FED - FEDERAL RESERVE BANK		AGY	5.25000	Aaa		1.70	700,000.00	733,054.00
31300LVH5	FILMFC ARM POOL #8487	01/01/2037		AFS			3/29/2019	200,000.00	47,876.78
851172	FED - FEDERAL RESERVE BANK		MB3	4.61100			17.77	45,160.07	47,509.75
3133TTX48	filmc remic ser 2326	06/15/2031		AFS			3/29/2019	300,000.00	28,089.08
783451	FED - FEDERAL RESERVE BANK		MB4	6.50000	NR		12.22	25,440.53	28,057.85
3136ACLE9	FNM13025 BD	03/25/2033		AFS	NR		3/29/2019	1,400,000.00	552,723.69
879680	FED - FEDERAL RESERVE BANK		MB4	2.00000			13.99	564,949.80	552,535.15
3136ACU25	FNM13015 DC	03/25/2033		AFS	NR		3/29/2019	500,000.00	207,362.59
881004	FED - FEDERAL RESERVE BANK		MB4	2.00000			13.99	211,717.35	205,502.59
3136AKJK0	FNR 2014-41 CM	06/25/2040		AFS	NR		3/29/2019	1,000,000.00	445,357.80
916714	FED - FEDERAL RESERVE BANK		MB4	1.50000			21.25	461,347.34	448,439.84

This report reflects information submitted to us by the customer. It is not intended to be used as the official record of safekeeping location and/or pledged holdings. This information should be provided by the customer's safekeeper.

Pledge Inventory Report

Landmark Bank
 Columbia, MO
 FROM 3/1/2019 TO 3/31/2019

Customer ID: 5961
 Report Date: 4/1/2019
 PAS Rep: Vance Roe
 Account Rep: Bob Fitzpatrick

Cusip	Description	Maturity Date	Intent	S&P	Market Price Dt	Original Face	Book Value
Ticket	Location Code/Name	Group	Coupon	Moody	Maturity (Yr)	Par	Market Value
Pledged: J7BM - COOKE COUNTY							
313781CT7	FHL4195 LH	12/15/2031	AFS	NF	3/29/2019	600,000.00	222,192.95
882621	FED - FEDERAL RESERVE BANK	MB4	1.50000		12.72	228,301.61	218,081.18
31392WB41	FHL2512 PG	10/15/2022	AFS	NR	3/29/2019	400,000.00	39,518.95
719835	FED - FEDERAL RESERVE BANK	MB4	5.50000		3.55	38,052.23	38,889.21
31394H203	FHL2662 DH	08/15/2023	AFS	NR	3/29/2019	1,200,000.00	368,890.40
887207	FED - FEDERAL RESERVE BANK	MB4	5.00000		4.38	354,021.20	366,119.02
31395HVM9	FHL2896 BZ	1/1/5/2034	AFS	NF	3/29/2019	200,000.00	192,773.28
856892	FED - FEDERAL RESERVE BANK	MB4	5.00000		15.64	178,804.55	190,147.81
38374F2L7	GNNM04024 ZM	04/20/2034	AFS	NF	3/29/2019	700,000.00	562,047.97
844136	FED - FEDERAL RESERVE BANK	MB4	5.00000		15.07	511,560.09	553,409.14
18	Total Pledged: J7BM - COOKE COUNTY					13,900,000.00	10,473,627.35
						10,019,354.77	10,437,703.58

This report reflects information submitted to us by the customer. It is not intended to be used as the official record of safekeeping location and/or pledged holdings. This information should be provided by the customer's safekeeper.

Landmark Bank, N.A.
 Cooke County
 As of: Sunday, March 31, 2019

Detail Section:

<u>Account No.</u>	<u>Balance</u>	<u>Int Rate</u>	<u>Type</u>	<u>Officer</u>
28002408	\$0	0.00%	TDSV	R1B
28002416	\$0	0.00%	TDSV	R1B
28900090	\$227,999	0.00%	CK	R1B
28900287	\$4,641,636	0.70%	CK	R1B
28900325	\$5,000	0.00%	CK	R1B
28900333	\$0	0.00%	CK	R1B
28900341	\$0	0.00%	CK	R1B
28900368	\$51,762	0.70%	CK	R1B
28900376	\$117,022	0.00%	CK	R1B
28900384	\$59	0.00%	CK	R1B
28900392	\$1,023	0.00%	CK	R1B
28900406	\$52,550	0.00%	CK	R1B
28900414	\$17	0.00%	CK	R1B
28900422	\$0	0.00%	CK	R1B
28900449	\$0	0.00%	CK	R1B
28900457	\$0	0.00%	CK	R1B
28900465	\$0	0.00%	CK	R1B
28900481	\$358,299	0.00%	CK	R1B
28900511	\$3,532	0.00%	CK	R1B
28900538	\$2,026	0.00%	CK	R1B
28901259	\$3,525	0.00%	CK	ELE
28901593	\$15,390	0.00%	CK	JDH
4170003539	\$58,098	0.00%	CK	R1B
4170009684	\$0	0.00%	CK	R1B
4170009700	\$6,907	0.00%	CK	R1B
4170013934	\$0	0.00%	CK	JDH
4170023065	\$0	0.00%	CK	R1B
4170045332	\$18,541	0.00%	CK	T1G
4170049177	\$0	0.00%	CK	T1G
4170056479	\$571,393	0.00%	CK	T1G
4170056487	\$11,000	0.00%	CK	T1G
4170800744	\$0	0.00%	TDSV	JDH
4170800751	\$0	0.00%	TDSV	JDH
4170801528	\$0	0.00%	TDSV	R1B
4170801536	\$0	0.00%	TDSV	R1B
4170802286	\$0	0.00%	TDSV	JDH
4170802294	\$0	0.00%	TDSV	JDH
4170802849	\$0	0.00%	TDSV	JDH

4170802856	\$0	0.00%	TDSV	JDH
4170803896	\$0	0.00%	TDSV	R1B
4170803904	\$0	0.00%	TDSV	R1B
4170804019	\$0	0.00%	TDSV	R1B
4170804142	\$0	0.00%	TDSV	R1B
4170804159	\$0	0.00%	TDSV	R1B
4170804415	\$0	0.00%	TDSV	T1G
4170804423	\$0	0.00%	TDSV	T1G
4170804761	\$0	0.00%	TDSV	T1G
4170804779	\$0	0.00%	TDSV	T1G
4170805073	\$0	0.00%	TDSV	T1G
4170805081	\$0	0.00%	TDSV	T1G
4170805198	\$8,000	1.05%	TDSV	JDH
4170805677	\$0	0.00%	TDSV	T1G
4170805685	\$0	0.00%	TDSV	T1G
4170806451	\$0	0.00%	TDSV	T1G
4170806469	\$0	0.00%	TDSV	T1G
4170806691	\$0	0.00%	TDSV	T1G
4170806709	\$0	0.00%	TDSV	T1G
4170807095	\$500,000	1.93%	TDSV	T1G
4170807103	\$500,000	1.93%	TDSV	T1G
4170807822	\$7,500	1.90%	TDSV	T1G
4170807830	\$7,500	1.90%	TDSV	T1G

Collateral Section:

<u>Description / LOC No.</u>	<u>Amount</u>	<u>Maturity Date</u>
Securities - Market Value	\$10,437,704	(See add'l report)

Pledge Report Summary:

Total Deposits	\$	7,168,779
Plus Additional Coverage (per Agreement)	\$	0
Total Collateral Needed	\$	7,168,779
Collateral Pledged	\$	10,437,704
FDIC Insurance	\$	250,000
Total Collateral Provided	\$	10,687,704
Total Public Funding Excess / (Needed)	\$	3,518,924

INVESTMENTS-TEXPOOL
PATTY BRENNAN, COOKE COUNTY TREASURER
MARCH 2019

ACCT NAME	BALANCE FORWARD	DEPOSITS	WITH-DRAWALS	CURRENT INTEREST	ENDING BALANCE
GENERAL	\$ 7,950,641.29	\$ -	\$ -	\$ 16,316.92	\$ 7,966,958.21
R & B -1	\$ 746,940.63	\$ -	\$ -	\$ 1,532.89	\$ 748,473.52
R & B -2	\$ 562,123.05	\$ -	\$ -	\$ 1,153.62	\$ 563,276.67
R & B -3	\$ 605,829.61	\$ -	\$ -	\$ 1,243.32	\$ 607,072.93
R & B -4	\$ 880,369.46	\$ -	\$ -	\$ 1,806.75	\$ 882,176.21
FM & L	\$ 327,446.05	\$ -	\$ -	\$ 672.01	\$ 328,118.06
STATE FUNDS	\$ 33,372.08	\$ -	\$ -	\$ 68.51	\$ 33,440.59
TJPC	\$ 12,849.04	\$ -	\$ -	\$ 26.38	\$ 12,875.42
DIST CLK PRESERVATION	\$ 10,376.71	\$ -	\$ -	\$ 21.30	\$ 10,398.01
COUNTY/DIST TECH	\$ 1,573.53	\$ -	\$ -	\$ 3.14	\$ 1,576.67
ADULT PROB	\$ 218,752.66	\$ -	\$ -	\$ 448.96	\$ 219,201.62
JUV-ISP	\$ 4,967.63	\$ -	\$ -	\$ 10.24	\$ 4,977.87
COURT REP	\$ 43,735.68	\$ -	\$ -	\$ 89.78	\$ 43,825.46
PERM IMP	\$ 1,184,243.00	\$ -	\$ -	\$ 2,430.38	\$ 1,186,673.38
LAW ENFORCEMENT ED	\$ 10,374.54	\$ -	\$ -	\$ 21.29	\$ 10,395.83
JP-CH SECURITY	\$ 5,208.34	\$ -	\$ -	\$ 10.68	\$ 5,219.02
DIST CLK RECORDS MGMT	\$ 15,568.18	\$ -	\$ -	\$ 31.94	\$ 15,600.12
DIST CLK ARCHIVE	\$ 4,151.20	\$ -	\$ -	\$ 8.48	\$ 4,159.68
COUNTY ATTY CHECK COLLECT	\$ 2,650.91	\$ -	\$ -	\$ 5.43	\$ 2,656.34
LAW LIBRARY	\$ 104,597.38	\$ -	\$ -	\$ 214.67	\$ 104,812.05
JP TECH	\$ 17,438.08	\$ -	\$ -	\$ 35.79	\$ 17,473.87
C H SECURITY	\$ 136,665.96	\$ -	\$ -	\$ 280.47	\$ 136,946.43
REC MGMT	\$ 19,372.56	\$ -	\$ -	\$ 39.74	\$ 19,412.30
REC PRESV	\$ 25,273.97	\$ -	\$ -	\$ 51.87	\$ 25,325.84
LIBRARY	\$ 28,019.28	\$ -	\$ -	\$ 57.51	\$ 28,076.79
ARCHIVE	\$ 56,491.21	\$ -	\$ -	\$ 115.93	\$ 56,607.14
DIST ATTY FORFEITURE	\$ 31,176.26	\$ -	\$ -	\$ 63.98	\$ 31,240.24
SHERIFF FORFEITURE	\$ 38,906.52	\$ -	\$ -	\$ 79.85	\$ 38,986.37
JAIL COMMISSARY	\$ 80,868.26	\$ -	\$ -	\$ 165.91	\$ 81,034.17
2004 GO-REFUNDING	\$ 23,173.30	\$ -	\$ -	\$ 47.56	\$ 23,220.86
HOTEL/MOTEL TAX	\$ 100,909.57	\$ -	\$ -	\$ 207.09	\$ 101,116.66
TOTAL: TREAS FUND	\$ 13,284,065.94	\$ -	\$ -	\$ 27,262.39	\$ 13,311,328.33

YEAR - TO - DATE INTEREST	BAL FORWARD:	CURRENT INT.:	BALANCE:
	\$ 100,399.21	\$ 27,262.39	\$ 127,661.60

AVG. YEILD FOR MAR 2019 2.42% MKT VALUE/ SHARI \$ 1.00

INVESTMENTS-TEX STAR
PATTY BRENNAN, COOKE COUNTY TREASURER
MARCH 2019

ACCT NAME	BALANCE FORWARD	DEPOSITS	WITH-DRAWALS	CURRENT INTEREST	ENDING BALANCE
GENERAL	\$ 8,031,780.33	\$ -	\$ -	\$ 16,447.94	\$ 8,048,228.27
R & B -1	\$ 716,835.05	\$ -	\$ -	\$ 1,467.98	\$ 718,303.03
R & B -2	\$ 506,973.02	\$ -	\$ -	\$ 1,038.20	\$ 508,011.22
R & B -3	\$ 604,533.92	\$ -	\$ -	\$ 1,237.98	\$ 605,771.90
R & B -4	\$ 880,150.46	\$ -	\$ -	\$ 1,802.42	\$ 881,952.88
FM & L	\$ 335,249.04	\$ -	\$ -	\$ 686.54	\$ 335,935.58
ADULT PROBATION	\$ 219,240.71	\$ -	\$ -	\$ 448.96	\$ 219,689.67
PERM IMP	\$ 1,139,519.68	\$ -	\$ -	\$ 2,333.56	\$ 1,141,853.24
CC LIBRARY	\$ 30,799.77	\$ -	\$ -	\$ 63.05	\$ 30,862.82
JP- CH SECURITY	\$ 10,332.31	\$ -	\$ -	\$ 21.15	\$ 10,353.46
COURTHOUSE SECURITY	\$ 66,634.94	\$ -	\$ -	\$ 136.47	\$ 66,771.41
RECORDS MANAGEMENT	\$ 45,935.64	\$ -	\$ -	\$ 94.08	\$ 46,029.72
RECORDS PRESERVATION	\$ 25,255.44	\$ -	\$ -	\$ 51.72	\$ 25,307.16
ARCHIVE FEES	\$ 40,804.19	\$ -	\$ -	\$ 83.55	\$ 40,887.74
2012 GO REFUNDING	\$ 222,726.29	\$ -	\$ -	\$ 456.09	\$ 223,182.38
STATE FEES	\$ 30,329.03	\$ -	\$ -	\$ 62.11	\$ 30,391.14
DIST ATTY FORFEITURE	\$ 25,653.70	\$ -	\$ -	\$ 52.54	\$ 25,706.24
SHERIFF FORFEITURE	\$ 25,653.70	\$ -	\$ -	\$ 52.54	\$ 25,706.24
JAIL COMMISSARY	\$ 40,311.36	\$ -	\$ -	\$ 82.58	\$ 40,393.94
HOTEL/MOTEL TAX	\$ 100,916.34	\$ -	\$ -	\$ 206.67	\$ 101,123.01
TOTAL: TREAS FUND	\$ 13,099,634.92	\$ -	\$ -	\$ 26,826.13	\$ 13,126,461.05

YEAR - TO - DATE INTEREST	BAL FORWARD	CURRENT INT.	BALANCE
	\$ 95,942.71	\$ 26,826.13	\$ 122,768.84

AVG. YEILD FOR MAR 2019 2.41% MKT VALUE / SHARE \$ 1.00

INVESTMENTS-LOGIC
PATTY BRENNAN, COOKE COUNTY TREASURER
MARCH 2019

ACCT NAME	BALANCE FORWARD	DEPOSITS	WITH-DRAWALS	CURRENT INTEREST	ENDING BALANCE
GENERAL	\$ 3,191,637.31	\$ -	\$ -	\$ 7,051.93	\$ 3,198,689.24
R & B -1	\$ 386,153.02	\$ -	\$ -	\$ 853.20	\$ 387,006.22
R & B -2	\$ 281,757.72	\$ -	\$ -	\$ 622.52	\$ 282,380.24
R & B -3	\$ 358,013.01	\$ -	\$ -	\$ 791.03	\$ 358,804.04
R & B -4	\$ 383,272.77	\$ -	\$ -	\$ 846.85	\$ 384,119.62
FM & L	\$ 103,326.08	\$ -	\$ -	\$ 228.32	\$ 103,554.40
ADULT PROBATION	\$ 154,812.68	\$ -	\$ -	\$ 342.05	\$ 155,154.73
PERM IMP	\$ 498,833.82	\$ -	\$ -	\$ 1,102.19	\$ 499,936.01
LAW LIBRARY	\$ 25,743.21	\$ -	\$ -	\$ 56.89	\$ 25,800.10
COURTHOUSE SECURITY	\$ 51,663.10	\$ -	\$ -	\$ 114.15	\$ 51,777.25
RECORDS MANAGEMENT	\$ 54,397.04	\$ -	\$ -	\$ 120.19	\$ 54,517.23
ARCHIVE FEES	\$ 25,743.21	\$ -	\$ -	\$ 56.89	\$ 25,800.10
DIST ATTY FORFEITURE	\$ 25,743.21	\$ -	\$ -	\$ 56.89	\$ 25,800.10
SHERIFF FOREITURE	\$ 25,743.21	\$ -	\$ -	\$ 56.89	\$ 25,800.10
2012 GO REFUNDING	\$ 179,847.56	\$ -	\$ -	\$ 397.39	\$ 180,244.95
TOTAL: TREAS FUND	<u>\$ 5,746,686.95</u>	<u>\$ -</u>	<u>\$ -</u>	<u>\$ 12,697.38</u>	<u>\$ 5,759,384.33</u>

YEAR - TO - DATE INTEREST	BAL FORWARD	CURRENT INT.	BALANCE
	\$ 53,769.42	\$ 12,697.38	\$ 66,466.80

AVG. YEILD FOR MAR 2019 2.60% MKT VALUE / SHAF \$ 1.00

Cooke County

Attn: Patty Brennan
 101 S. Dixon Street
 Gainesville, TX 76240

Depositor Statement

March 1, 2019 - March 31, 2019

Account #: 104791304900

Account at-a-Glance

Beginning Balance	2,010,995.07
+ Net Deposits	-10,059.71
+ Net Accrued Interest ²	3,860.83
Ending Balance	2,004,796.19
Days In Period ⁴	31
Average Daily Balance ⁵	2,002,557.89
Net APR This Period ⁶	2.2700%
Available Balance ⁷	2,000,935.36

Depositor Information

Website: www.ficaaccount.com
 Support Center: (866) 343-5516

Account Transactions

Description	Date	Amount(USD\$)
Withdrawal	2019-03-06	-10,059.71

Insured Depository Detail

Depository Bank	FDIC Cert#	Balance(USD\$)
1st National Bank	6646	40.99
Access National Bank	35189	10.10
AimBank	3304	102.78
Allegiance Bank Texas	58629	3,529.94
Alma Bank	58424	1,618.36
American National Bank	19300	1,720.00
American Trust & Savings Bank	13150	1,936.85
Anstaff Bank	3869	49,766.85
Associated Bank National Association	5296	320.04
Axiom Bank, National Association	31390	38.97
BNB Bank	6976	11,175.39
Banc of California, National Association	35498	45,613.80
BancCentral National Association	4033	990.80
Bank of China - New York Branch	33653	64,403.98
Bank of England	13303	763.13
Bank of Fayette County	10308	384.99
Bank of New England	24540	17.24
Bank of Princeton	58513	49.53
Bank of Southern California National Associat	57044	21,901.79

Cooke County

Attn: Patty Brennan
101 S. Dixon Street
Gainesville, TX 76240

Depositor Statement

March 1, 2019 - March 31, 2019

Account #: 104791304900

Depository Bank	FDIC Cert#	Balance(USD\$)
Bank of the Ozarks	110	71,741.14
Bank of the Prairie	4626	17.89
Bank3	15205	704.87
BankUnited National Association	58979	16,396.51
Bankers Bank of Kansas	27351	111.06
Bankwell Bank	57368	3,632.79
Bar Harbor Bank & Trust	11971	11,016.85
Benchmark Bank	19215	13.16
Blue Ridge Bank, National Association	35274	754.36
BoFI Federal Bank	35546	211.31
Branson Bank	35420	11.20
Busey Bank	16450	1,905.42
C US Bank	18443	2,178.15
Campbell County Bank Inc.	16161	20.16
Capital Bank National Association	35278	153.13
Carolina Alliance Bank	58432	19.02
Centennial Bank	11241	18,262.86
Centier Bank	12854	31.09
Central Bank	58377	930.44
Central Bank	1756	1,737.14
Chemical Bank	1003	36.61
CVista Bank	12982	36,829.98
Citibank N.A.	7213	90,995.63
Citizens Bank	14851	1,172.04
Clinton Bank	304	16.34
CommerceWest Bank	57176	1,126.74
ConnectOne Bank	57919	31,835.38
Cornerstone Bank	90282	1,264.00
Cornerstone Community Bank	58411	81.42
Covenant Bank	58502	412.77
Customers Bank	34444	285.74
Dedham Institution for Savings	23620	5,898.73
Diamond Bank	1527	13.24
Dime Savings Bank of Williamsburgh	16012	37.05
Eagle Bank	90191	1,155.47
EagleBank	34742	12.52
East West Bank	31628	37.14
Elderton State Bank	12985	14.75
Entegra Bank	31445	49.66
Envision Bank	90270	90.08
Equity Bank	25858	3,813.55
EvaBank	26799	265.15
Exchange Bank and Trust Company	13366	747.61
F & M Community Bank National Association	10967	15.87
Farmers & Merchants Bank	15779	253.96
Farmers & Merchants Savings Bank	10492	316.25
Farmers Trust and Savings Bank	12858	186.12
Farmers Trust and Savings Bank	14195	2,303.63
Federal Savings Bank	35518	28,672.09

Cooke County

Attn: Patty Brennan
101 S. Dixon Street
Gainesville, TX 76240

Depositor Statement

March 1, 2019 - March 31, 2019

Account #: 104791304900

Depository Bank	FDIC Cert#	Balance(USD\$)
First Bank	58481	555.41
First Bank Texas SSB	3086	48.39
First Carolina Bank	35530	3,772.12
First Central State Bank	19716	11.25
First Community Bank of Bedford County	27211	3,792.16
First County Bank	18204	1,565.52
First Credit Bank	24332	11.68
First Financial Bank	28905	11.32
First Merchants Bank National Association	4365	5,345.55
First Midwest Bank of Dexter	19001	27.18
First N.A.	4256	1,367.51
First National Bank and Trust Company of Vini	4218	18.17
First National Bank of Long Island	7072	104.70
First National Bank of Pennsylvania	7888	10,220.29
First Savings Bank	32629	95.51
First State Bank	13622	340.35
First State Bank	19163	13.13
First State Bank Nebraska	13868	10.25
First Virginia Community Bank	58696	2,688.93
Flagship Community Bank	58113	19.16
Franklin Savings Bank	19836	132.98
Franklin Synergy Bank	58714	61,137.32
GBC International Bank	22366	165.62
GNB Bank	14079	2,022.05
Gorham Savings Bank	17748	273.13
Grand Ridge National Bank	3674	227.35
Great Midwest Bank SSB	29657	991.58
Great Western Bank	15289	2,236.23
Guaranty Bank	28670	1,498.43
Hanover Community Bank	58675	15,266.73
Happy State Bank	10359	39,356.29
Hardin County Savings Bank	5817	53.16
Hawthorn Bank	10619	1,003.95
Heritage Bank of the Ozarks	57576	1,075.12
Home Bank and Trust Company	4664	16.07
Home Savings Bank	30248	46.53
Horizon Bank National Association	4360	1,529.55
IBERIABANK	28100	100.96
Independent Bank	3076	112.34
Inland Bank and Trust	22444	567.03
Investar Bank	58316	2,683.63
Israel Discount Bank of New York	19977	24,055.17
Katahdin Trust Company	12874	19.83
Lake City Bank	13102	37,563.32
Landmark Community Bank	34982	1,848.97
Lead Bank	8283	20.21
LegacyTexas Bank	58006	8,369.52
Level One Bank	58604	40.37
Lewis & Clark Bank	58428	363.80

Cooke County

Attn: Patty Brennan
 101 S. Dixon Street
 Gainesville, TX 76240

Depositor Statement

March 1, 2019 - March 31, 2019

Account #: 104791304900

Depository Bank	FDIC Cert#	Balance(USD\$)
Luana Savings Bank	253	4,206.77
MB Financial Bank N.A.	3628	35.45
MINT National Bank	58764	55.24
MainStreet Bank	57742	32,738.62
Manufacturers Bank	18618	14.14
Marion County State Bank	15272	10.25
Mascoma Savings Bank	18013	1,250.48
Merchants Bank of Indiana	8056	5,184.97
Meridian Bank	57777	12,939.85
Metro Phoenix Bank	58402	36.81
Metropolitan National Bank	34699	1,922.80
Mid Penn Bank	9889	745.86
MidCoast Community Bank	58498	483.73
Middlefield Banking Company	13716	95.03
Midland States Bank	1040	126,682.25
Midwest Community Bank	19628	76.80
NOA Bank	58657	30.45
National Bank of Commerce	57764	735.08
NewBank	58203	3,023.60
NexBank SSB	29209	1,090.96
Norway Savings Bank	17658	18.94
Pacific Enterprise Bank	58415	6,200.50
Pacific Mercantile Bank	34940	2,568.61
Pathfinder Commercial Bank (MHC)	57497	17.98
Peapack-Gladstone Bank	11035	1,816.08
Peoples Bank	9489	1,640.17
Peoples Bank of Kentucky Inc.	16970	305.11
Piedmont Bank	58374	74,247.61
Pioneer Bank SSB	58577	183.56
Poppy Bank	57903	1,132.71
Preferred Bank	33539	138,298.48
Premier Bank	34384	88.28
Prime Bank	58804	10.63
PrivateBank and Trust Company	33306	18,073.18
Progress Bank and Trust	58719	896.33
Providence Bank	1643	688.76
Reading Co-operative Bank	26620	1,061.89
Regent Bank	4160	75.05
Reliant Bank	58366	66.23
Richwood Banking Company	12978	20.22
River Cities Bank	34304	50.69
RiverWood Bank	27932	180.26
Robertson Banking Company	39	15.30
Royal Savings Bank	28068	155.40
Salem Co-operative Bank	27824	50.57
Sandy Spring Bank	4865	816.16
SaviBank	57978	2,130.20
Security First Bank	5415	2,315.29
Security State Bank	485	275.94

Depositor Statement

March 1, 2019 - March 31, 2019

Account #: 104791304900

Cooke County

Attn: Patty Brennan
101 S. Dixon Street
Gainesville, TX 76240

Depository Bank	FDIC Cert#	Balance(USD\$)
Security State Bank	235	2,332.80
ServisFirst Bank	57993	82,204.66
Signature Bank	57053	157,962.45
Simmons First National Bank	3890	235,397.12
SmartBank	58463	61,661.71
SouthEast Bank	57348	1,048.70
SouthPoint Bank	58088	16.06
Southern Bank	28332	415.69
Southern States Bank	58558	1,503.30
Southside Bank	18297	10.73
St. Henry Bank	9871	247.28
State Bank and Trust Company	13339	10.58
State Bank of Lismore	8190	10.08
State Bank of Reeseville	14960	10.20
SunTrust Bank	867	11,979.87
Sussex Bank	22221	112.29
Texas Capital Bank National Association	34383	16,170.05
Texas Citizens Bank National Association	58319	16.52
Third Coast Bank SSB	58716	82,935.37
Tradition Capital Bank	58057	14,361.85
TriState Capital Bank	58457	2,658.80
Truxton Trust Company	57825	809.44
US Metro Bank	58310	23.27
Union Bank & Trust	34589	178.39
United Bank	22858	8,089.97
Univest Bank and Trust Co.	7759	676.17
Valley National Bank	23737	2,468.15
Valley National Bank	9396	32.52
Vintage Bank Kansas	17927	84.25
Vista Bank	1210	19,298.58
Washington Trust Company of Westerly	23623	78,302.01
West Michigan Community Bank	22308	151.63
Western States Bank	58395	15.35
Yorktown Bank	24342	10.83
Aggregate Net Accrued Interest ³		3,860.83

Total 2,004,796.19

Disclosure Information

¹ The Federally Insured Cash Account® ("FICA") is not a member of the Federal Deposit Insurance Corporation ("FDIC"), but the banks in which the money is deposited are FDIC members. The FDIC is an independent agency of the U.S. government that protects the funds depositors place in FDIC insured institutions. FDIC deposit insurance is backed by the full faith and credit of the U.S. government.

² Net Accrued Interest is the estimated amount of the accrued interest earned for the current month less any FICA Fee with respect to such interest. Net Accrued Interest cannot be withdrawn from the account until it is credited to the account. There is no guarantee that the account holder will receive the full amount as stated. Refer to the U.S. Bank Custodial Statement, provided via ficaaccount.com, for further details regarding interest earned and fees charged. Net Accrued Interest is for informational purposes only.

³ Aggregate Net Accrued Interest is the sum of the current month's Net Accrued Interest and any prior period Net Accrued Interest not yet paid.

Cooke County

Attn: Patty Brennan
101 S. Dixon Street
Gainesville, TX 76240

Depositor Statement

March 1, 2019 - March 31, 2019

Account #: 104791304900

4 Days In Period ("DIP") is the number of days in the period beginning on, and including the later of, the first day of the month or the business day an initial deposit is received by the FICA Custodian if received on or before 3:00PM EST or the business day immediately following if received after 3:00PM EST, and ending on, and including, the last day of the month. DIP does not include any date on which the balance is zero.

5 Average Daily Balance is the sum of the beginning balance plus any deposits less any withdrawals averaged across number of days in Days In Period.

6 Net APR This Period is the annualized rate that reflects the relationship between the net interest received plus any Net Accrued Interest and the Average Daily Balance for the statement period.

7 Available Balance reflects the amount that can be withdrawn as of the date of the statement. This balance is the Ending Balance less the Aggregate Net Accrued Interest amount.

*Interest will not accrue for balances of \$1,000.00 or lower

We encourage you to compare the information provided in our statement with the U.S. Bank custody statement. You may access the U.S. Bank custody statement by calling 1-866-343-5516.

StoneCastle Cash Management, LLC is an SEC Registered Investment Advisor. StoneCastle Cash Management, LLC is an affiliate of StoneCastle Partners, LLC, a leading asset management and financial services company dedicated to investing and serving the community banking sector. Performance data shown represents past performance, and is no guarantee of future results. Rates may change without notice. Please read the Terms and Conditions relating to the FICA program for more complete information and the governing terms of the account. Review your statement for accuracy. If you have any questions regarding your account, contact a FICA representative. Registration with the SEC does not imply a particular level of skill or training.

COMBINED STATEMENT OF CASH POSITION FOR MARCH

DATE	FUND NAME	CHECKING ACCOUNT	CHECKING AMOUNT	TDOA ACCOUNT	TDOA AMOUNT	FUND TOTAL
2019 001	GENERAL	TREAS FUND	2,153,766.22	TEXPOOL LOGIC TEXSTAR STONE CERT DEPOS	7,966,958.21 3,198,689.24 8,048,228.27 2,004,796.19 1,750,000.00	25,122,438.13
2019 011	ROAD & BRIDGE 1	TREAS FUND	403,166.00	TEXPOOL LOGIC TEXSTAR STONE	748,473.52 387,006.22 718,303.03	2,256,948.77
2019 012	ROAD & BRIDGE 2	TREAS FUND	294,317.78	TEXPOOL LOGIC TEXSTAR	563,276.67 282,380.24 508,011.22	1,647,985.91
2019 013	ROAD & BRIDGE 3	TREAS FUND	296,158.96	TEXPOOL LOGIC TEXSTAR	607,072.93 358,804.04 605,771.90	1,867,807.83
2019 014	ROAD & BRIDGE 4	TREAS FUND	288,925.15	TEXPOOL LOGIC TEXSTAR	882,176.21 384,119.62 881,952.88	2,437,173.86
2019 018	CERT2 TIF	TREAS FUND		TEXPOOL LOGIC		
2019 019	FM & LATERAL	TREAS FUND	17,649.34	TEXPOOL LOGIC TEXSTAR	328,118.06 103,554.40 335,935.58	785,257.38
2019 020	TJPC	TREAS FUND	27,370.76	TEXPOOL LOGIC TEXSTAR	12,875.42	40,246.18
2019 021	JUVENILE PROB-ISP	TREAS FUND	7,357.44	TEXPOOL LOGIC TEXSTAR	4,977.87	12,335.31
2019 022	JUVENILE PROBATION	TREAS FUND	14,802.74	TEXPOOL		14,802.74
2019 023	JUVENILE PROB. IV-E	TREAS FUND	99.58	TEXPOOL LOGIC TEXSTAR		99.58
2019 028	ADULT PROBATION	TREAS FUND	8,566.00	TEXPOOL LOGIC TEXSTAR	219,201.62 155,154.73 219,689.67	602,612.02
2019 029	COMMUNITY CORRECTIONS	TREAS FUND	28,993.68	TEXPOOL LOGIC		28,993.68
2019 031	CONTRACT ELECTIONS	TREAS FUND	8,301.79	TEXPOOL LOGIC		8,301.79
2019 032	DISTRICT CLERK PRESERVATION	TREAS FUND	11,285.95	TEXPOOL LOGIC	10,398.01	

COMBINED STATEMENT OF CASH POSITION FOR MARCH

FUND NAME	CHECKING ACCOUNT	CHECKING AMOUNT	TDOA ACCOUNT	TDOA AMOUNT	FUND TOTAL
2019 033 COUNTY/DISTRICT TECHNOLOGY	FTREAS FUND	5,477.66	TEXPOOL LOGIC TEXSTAR	1,576.67	7,054.33
2019 034 COURT REPORTER	TREAS FUND	923.69	TEXPOOL LOGIC TEXSTAR	43,825.46	44,749.15
2019 035 PERMANENT IMPROVEMENT	TREAS FUND	70,641.74	TEXPOOL LOGIC TEXSTAR STONE	1,186,673.38 499,936.01 1,141,853.24	2,899,104.37
2019 037 LAW ENFORCEMENT ED	TREAS FUND	10,583.73	TEXPOOL LOGIC TEXSTAR	10,395.83	20,979.56
2019 038 JP TECH	TREAS FUND	27,728.12	TEXPOOL LOGIC TEXSTAR	17,473.87	45,201.99
2019 040 LAW LIBRARY	TREAS FUND	26,472.91	TEXPOOL LOGIC TEXSTAR	104,812.05 25,800.10	157,085.06
2019 041 CC LIBRARY FUND	TREAS FUND	13,305.17	TEXPOOL LOGIC TEXSTAR	28,076.79 30,862.82	72,244.78
2019 042 CC HISTORICAL COMM.	TREAS FUND	3,531.80	TEXPOOL LOGIC TEXSTAR	5,219.02 10,353.46	3,531.80
2019 043 JP COURTHOUSE SECURITY	TREAS FUND	8,692.45	TEXPOOL LOGIC TEXSTAR	136,946.43 51,777.25 66,771.41	24,264.93
2019 044 COURTHOUSE SECURITY	TREAS FUND	14,834.24	TEXPOOL LOGIC TEXSTAR	270,329.33	270,329.33
2019 045 FLOOD DAMAGE	TREAS FUND		TEXPOOL LOGIC		
2019 046 CHAPTER 19	TREAS FUND	430.40-	TEXPOOL		430.40-
2019 047 CC RECORDS MANAGEMENT	TREAS FUND	1,601.56	TEXPOOL LOGIC TEXSTAR	19,412.30 54,517.23 46,029.72	1,601.56
2019 048 COUNTY RECORDS MANAGEMENT	TREAS FUND	15,781.95	TEXPOOL LOGIC TEXSTAR	25,325.84	135,741.20
2019 049 CC RECORDS PRESERVATION	TREAS FUND	34,839.55	TEXPOOL LOGIC TEXSTAR	25,307.16	85,472.55

DATE 04/09/2019 TIME 15:00

COMBINED STATEMENT OF CASH POSITION FOR MARCH

GEL102 PAGE

FUND NAME	CHECKING ACCOUNT	CHECKING AMOUNT	TDOA ACCOUNT	TDOA AMOUNT	FUND TOTAL
2019 050 DIST CLERK RECORDS MANAGEMENT	TREAS FUND	15,072.37	TEXPOOL LOGIC	15,600.12	30,672.49
2019 051 DISTRICT CLERK ARCHIVE	TREAS FUND	21,567.71	TEXPOOL LOGIC	4,159.68	25,727.39
2019 052 COUNTY CLERK ARCHIVE FEE	TREAS FUND	15,642.70	TEXPOOL LOGIC	56,607.14	138,937.68
2019 053 CA CHECK COLLECTING	TREAS FUND	84.08	TEXPOOL LOGIC	25,800.10	138,937.68
2019 054 DA CHECK COLLECTING	TREAS FUND	75.34	TEXSTAR	40,887.74	2,740.42
2019 055 CO ATTY FORFEITURE	TREAS FUND	13,136.51	TEXPOOL LOGIC	2,656.34	75.34
2019 056 DISTRICT ATTY FORFEITURE	TREAS FUND	60,068.21	TEXSTAR	31,240.24	95,883.09
2019 057 D A SEIZURE FUND	TREAS FUND	15,700.12	TEXSTAR	25,800.10	60,068.21
2019 058 SHERIFF FORFEITURE	TREAS FUND	112,262.45	TEXSTAR	25,706.24	106,192.83
2019 059 JAIL COMMISSARY	TREAS FUND	100,566.06	TEXPOOL LOGIC	81,034.17	137,001.86
2019 061 2004 GO REFUNDING DEBT SERVITREAS FUND	TREAS FUND	933.37	TEXSTAR	40,393.94	527,214.25
2019 088 STATE FEES	TREAS FUND	33,440.59	TEXPOOL LOGIC	23,220.86	176,094.18
2019 090 OFFICER'S TRUST	TREAS FUND	717.48	TEXSTAR	30,391.14	15,933.37
2019 091 LIBRARY TRUST - LIDDELL	TREAS FUND	19,000.00	CERT DEPOS	15,000.00	19,717.48
2019 092 LIBRARY TRUST - ROSENSTEIN	TREAS FUND	331.34	CERT DEPOS	19,000.00	331.34
2019 098 PAYROLL CLEARING	TREAS FUND	11,534.00	TEXPOOL LOGIC	101,116.66	11,534.00
2019 100 CHILD ABUSE PREVENTION FUND	TREAS FUND	32,296.61	TEXPOOL LOGIC	101,116.66	32,296.61
2019 101 PRETRIAL DIVERSION	TREAS FUND				
2019 102 HOTEL OCCUPANCY TAX FUND	TREAS FUND				

COMBINED STATEMENT OF CASH POSITION FOR MARCH

FUND NAME	CHECKING ACCOUNT	CHECKING AMOUNT	TDOA ACCOUNT	TDOA AMOUNT	FUND TOTAL
TOTAL		4,210,307.66		35,985,969.90	40,196,277.56

CHECK ACCOUNT
 ACCOUNT BALANCE - TREAS FUND 4,210,307.66
 TOTAL 4,210,307.66

TDOA ACCOUNT
 ACCOUNT BALANCE - TEXPOOL 13,311,328.33
 ACCOUNT BALANCE - LOGIC 5,759,384.33
 ACCOUNT BALANCE - TEXSTAR 13,126,461.05
 ACCOUNT BALANCE - STONE 2,004,796.19
 ACCOUNT BALANCE - CERT DEPOS 1,784,000.00

TOTAL 35,985,969.90

ACCOUNT NAME	BEGINNING CASH BALANCE	CASH RECEIPTS	CASH DISBURSEMENTS	ENDING CASH BALANCE
2019 001 GENERAL	2,824,954.12	1,197,022.56	1,868,210.46	2,153,766.22
CASH - GENERAL FUND	1,969.00	100.00	.00	2,069.00
CASH ON HAND	7,950,641.29	16,316.92	.00	7,966,958.21
CASH INVESTED - TEXPOOL	3,191,637.31	7,051.93	.00	3,198,689.24
CASH INVESTED - LOGIC	8,031,780.33	16,447.94	.00	8,048,228.27
CASH INVESTED - TEXSTAR	2,010,995.07	3,860.83	10,059.71	2,004,796.19
T-BILLS - INVESTMENTS	1,750,000.00	.00	.00	1,750,000.00
CASH INVESTMENT-CD	25,761,977.12	.00	1,878,270.17	25,124,507.13
FUND TOTALS		1,240,800.18	1,878,270.17	

2019 011 ROAD & BRIDGE 1	377,567.62	152,814.79	127,216.41	403,166.00
CASH - ROAD & BRIDGE # 1	746,940.63	1,532.89	.00	748,473.52
CASH INVESTED - TEXPOOL	386,153.02	853.20	.00	387,006.22
CASH INVESTED - LOGIC	716,835.05	1,467.98	.00	718,303.03
CASH INVESTED - TEXSTAR	.00	.00	.00	.00
STONE CASTLE	.00	.00	.00	.00
T-BILL INVESTMENTS	.00	.00	.00	.00
FUND TOTALS	2,227,496.32	156,668.86	127,216.41	2,256,948.77

2019 012 ROAD & BRIDGE 2	273,323.63	138,363.25	117,369.10	294,317.78
CASH - ROAD & BRIDGE # 2	562,123.05	1,153.62	.00	563,276.67
CASH INVESTED - TEXPOOL	281,757.72	622.52	.00	282,380.24
CASH INVESTED - LOGIC	506,973.02	1,038.20	.00	508,011.22
CASH INVESTED - TEXSTAR	.00	.00	.00	.00
T-BILL INVESTMENTS	.00	.00	.00	.00
FUND TOTALS	1,624,177.42	141,177.59	117,369.10	1,647,985.91

2019 013 ROAD & BRIDGE 3	378,489.35	73,435.97	155,766.36	296,158.96
CASH - ROAD & BRIDGE # 3	605,829.61	1,243.32	.00	607,072.93
CASH INVESTED - TEXPOOL	358,013.01	791.03	.00	358,804.04
CASH INVESTED - LOGIC	604,533.92	1,237.98	.00	605,771.90
CASH INVESTED - TEXSTAR	.00	.00	.00	.00
T-BILL INVESTMENTS	.00	.00	.00	.00
FUND TOTALS	1,946,865.89	76,708.30	155,766.36	1,867,807.83

2019 014 ROAD & BRIDGE 4	318,731.21	72,974.73	102,780.79	288,925.15
CASH - ROAD & BRIDGE # 4	880,369.46	1,806.75	.00	882,176.21
CASH INVESTED - TEXPOOL	383,272.77	846.85	.00	384,119.62
CASH INVESTED - LOGIC	880,150.46	1,802.42	.00	881,952.88
CASH INVESTED - TEXSTAR	.00	.00	.00	.00
T-BILL INVESTMENTS	.00	.00	.00	.00
FUND TOTALS	2,462,523.90	77,430.75	102,780.79	2,437,173.86

2019 018 CERTZ TIF	.00	.00	.00	.00
CASH - CERTZ TIF	.00	.00	.00	.00
CASH INVESTED	.00	.00	.00	.00
CASH INVESTED - LOGIC	.00	.00	.00	.00
T-BILL INVESTMENT	.00	.00	.00	.00
FUND TOTALS	.00	.00	.00	.00

2019 019 FM & LATERAL	17,488.43	181.26	20.35	17,649.34
CASH - FM & LATERAL	327,446.05	672.01	.00	328,118.06
CASH INVESTED	103,326.08	228.32	.00	103,554.40
CASH INVESTED - LOGIC	335,249.04	686.54	.00	335,935.58
CASH INVESTED - TEXSTAR	.00	.00	.00	.00

ACCOUNT NAME	BEGINNING CASH BALANCE	CASH RECEIPTS	CASH DISBURSEMENTS	ENDING CASH BALANCE
2019 020 TJPB				
CASH - T.J.P.C.	27,651.62	26,280.12	26,560.98-	27,370.76
CASH INVESTED - LOGIC	12,849.04	26.38	.00	12,875.42
CASH INVESTED - TEXSTAR	.00	.00	.00	.00
FUND TOTALS	40,500.66	26,306.50	26,560.98-	40,246.18
2019 021 JUVENILE PROB-ISP				
CASH - JUVENILE PROBATION	7,351.80	5.64	.00	7,357.44
INVESTMENTS	4,967.63	10.24	.00	4,977.87
CASH INVESTED - LOGIC	.00	.00	.00	.00
CASH INVESTED - TEXSTAR	.00	.00	.00	.00
FUND TOTALS	12,319.43	15.88	.00	12,335.31
2019 022 JUVENILE PROBATION				
CASH - JUV. PROB. DIV	14,736.45	66.29	.00	14,802.74
INVESTMENTS	.00	.00	.00	.00
FUND TOTALS	14,736.45	66.29	.00	14,802.74
2019 023 JUVENILE PROB. IV-E				
CASH - IV-E	99.51	.07	.00	99.58
CASH INVESTED	.00	.00	.00	.00
CASH INVESTED - LOGIC	.00	.00	.00	.00
CASH INVESTED - TEXSTAR	.00	.00	.00	.00
FUND TOTALS	99.51	.07	.00	99.58
2019 028 ADULT PROBATION				
CASH - ADULT PROBATION	1,842.65	36,895.41	30,172.06-	8,566.00
CASH ON HAND	75.00	.00	.00	75.00
CASH INVESTED - TEXPOOL	218,752.66	448.96	.00	219,201.62
CASH INVESTED - LOGIC	154,812.68	342.05	.00	155,154.73
CASH INVESTED - TEXSTAR	219,240.71	448.96	.00	219,689.67
FUND TOTALS	594,723.70	38,135.38	30,172.06-	602,687.02
2019 029 COMMUNITY CORRECTIONS				
CASH - COMMUNITY CORRECTI	18,187.08	15,990.00	5,183.40-	28,993.68
INVESTMENTS	.00	.00	.00	.00
CASH INVESTED - LOGIC	.00	.00	.00	.00
FUND TOTALS	18,187.08	15,990.00	5,183.40-	28,993.68
2019 031 CONTRACT ELECTIONS				
CASH - CONTRACT ELECTIONS	8,295.43	6.36	.00	8,301.79
CASH INVESTED - TEXPOOL	.00	.00	.00	.00
CASH INVESTED - LOGIC	.00	.00	.00	.00
FUND TOTALS	8,295.43	6.36	.00	8,301.79
2019 032 DISTRICT CLERK PRESERVATION				
CASH - DISTRICT CLERK PRESVANT	12,229.96	429.03	1,373.04-	11,285.95
INVESTMENTS	10,376.71	21.30	.00	10,398.01
CASH INVESTED - LOGIC	.00	.00	.00	.00
CASH INVESTED - TEXSTAR	.00	.00	.00	.00
FUND TOTALS	22,606.67	450.33	1,373.04-	21,683.96
2019 033 COUNTY/DISTRICT TECHNOLOGY FUN				
CASH - COUNTY/DISTRICT TECH	5,184.12	293.54	.00	5,477.66

ACCOUNT NAME	BEGINNING	CASH	CASH	ENDING
	CASH BALANCE	RECEIPTS	DISBURSEMENTS	CASH BALANCE
INVESTMENTS	1,573.53	3.14	.00	1,576.67
CASH INVESTED - LOGIC	.00	.00	.00	.00
CASH INVESTED - TEXSTAR	.00	.00	.00	.00
FUND TOTALS	6,757.65	296.68	.00	7,054.33

2019 034 COURT REPORTER				
CASH -COURT REPORTER FUND	198.34	1,065.09	339.74-	923.69
INVESTMENTS	43,735.68	89.78	.00	43,825.46
CASH INVESTED - LOGIC	.00	.00	.00	.00
CASH INVESTED - TEXSTAR	.00	.00	.00	.00
FUND TOTALS	43,934.02	1,154.87	339.74-	44,749.15

2019 035 PERMANENT IMPROVEMENT				
CASH - PERMANENT IMPROVEM	69,781.49	27,563.13	26,702.88-	70,641.74
CASH INVESTED - TEXPOOL	1,184,243.00	2,430.38	.00	1,186,673.38
CASH INVESTED - LOGIC	498,833.82	1,102.19	.00	499,936.01
CASH INVESTED - TEXSTAR	1,139,519.68	2,333.56	.00	1,141,853.24
STONE CASTLE	.00	.00	.00	.00
T-BILL INVESTMENTS	.00	.00	.00	.00
FUND TOTALS	2,892,377.99	33,429.26	26,702.88-	2,899,104.37

2019 037 LAW ENFORCEMENT ED				
CASH - LAW ENFORCEMENT ED	11,679.01	8.72	1,104.00-	10,583.73
CASH INVESTED	10,374.54	21.29	.00	10,395.83
CASH INVESTED - LOGIC	.00	.00	.00	.00
CASH INVESTED - TEXSTAR	.00	.00	.00	.00
FUND TOTALS	22,053.55	30.01	1,104.00-	20,979.56

2019 038 JP TECH				
CASH - J P TECH FUND	26,523.51	1,732.36	527.75-	27,728.12
INVESTMENTS	17,438.08	35.79	.00	17,473.87
CASH INVESTED - LOGIC	.00	.00	.00	.00
CASH INVESTED - TEXSTAR	.00	.00	.00	.00
FUND TOTALS	43,961.59	1,768.15	527.75-	45,201.99

2019 040 LAW LIBRARY				
CASH - LAW LIBRARY	24,953.65	1,979.26	460.00-	26,472.91
CASH INVESTED	104,597.38	214.67	.00	104,812.05
CASH INVESTED - LOGIC	25,743.21	56.89	.00	25,800.10
CASH INVESTED - TEXSTAR	.00	.00	.00	.00
FUND TOTALS	155,294.24	2,250.82	460.00-	157,085.06

2019 041 CC LIBRARY FUND				
CASH - COOKE COUNTY LIBRA	13,076.70	1,217.73	989.26-	13,305.17
CASH INVESTED	28,019.28	57.51	.00	28,076.79
CASH INVESTED - LOGIC	.00	.00	.00	.00
CASH INVESTED - TEXSTAR	30,799.77	63.05	.00	30,862.82
T-BILL INVESTMENTS	.00	.00	.00	.00
FUND TOTALS	71,895.75	1,338.29	989.26-	72,244.78

2019 042 CC HISTORICAL COMM.				
CASH - COOKE CO. HISTORIC	3,529.10	2.79	.00	3,531.80
FUND TOTALS	3,529.10	2.79	.00	3,531.80

2019 043 JP COURTHOUSE SECURITY				
CASH - JP COURTHOUSE SECURITY	8,263.05	429.40	.00	8,692.45
CASH INVESTED	5,208.34	10.68	.00	5,219.02

ACCOUNT NAME	BEGINNING CASH BALANCE	CASH RECEIPTS	CASH DISBURSEMENTS	ENDING CASH BALANCE
2019 044 COURTHOUSE SECURITY				
CASH INVESTED - LOGIC	10,337.31	21.15	.00	10,358.46
CASH INVESTED - TEXSTAR	23,803.70	461.23	.00	24,264.93
FUND TOTALS				
2019 045 FLOOD DAMAGE				
CASH INVESTED - LOGIC	11,987.12	2,847.12	.00	14,834.24
CASH INVESTED - TEXPOOL	136,665.96	280.47	.00	136,946.43
CASH INVESTED - LOGIC	51,663.10	114.15	.00	51,777.25
CASH INVESTED - TEXSTAR	66,634.94	136.47	.00	66,771.41
FUND TOTALS	266,951.12	3,378.21	.00	270,329.33
2019 046 CHAPTER 19				
CASH - CHAPTER 19	320.22	420.00	530.18	430.40
INVESTMENTS	.00	.00	.00	.00
FUND TOTALS	320.22	420.00	530.18	430.40
2019 047 CC RECORDS MANAGEMENT				
CASH - CC RECORDS MANAGEMENT	1,493.26	108.30	.00	1,601.56
INVESTMENTS - TEXPOOL	.00	.00	.00	.00
FUND TOTALS	1,493.26	108.30	.00	1,601.56
2019 048 COUNTY RECORDS MANAGEMENT				
CASH - RECORDS MANAGEMENT	17,971.29	2,222.75	4,412.09	15,781.95
CASH INVESTED - TEXPOOL	19,372.56	39.74	.00	19,412.30
CASH INVESTED - LOGIC	54,397.04	120.19	.00	54,517.23
CASH INVESTED - TEXSTAR	45,935.64	94.08	.00	46,029.72
FUND TOTALS	137,676.53	2,476.76	4,412.09	135,741.20
2019 049 CC RECORDS PRESERVATION				
CASH - RECORDS PRESERVATION	25,565.97	9,273.58	.00	34,839.55
CASH INVESTED - TEXPOOL	25,273.97	51.87	.00	25,325.84
CASH INVESTED - LOGIC	25,255.44	.00	.00	25,255.44
CASH INVESTED - TEXSTAR	76,095.38	9,377.17	.00	85,472.55
FUND TOTALS				
2019 050 DIST CLERK RECORDS MANAGEMENT				
CASH - D C RECORDS MANAGEMENT	14,713.79	358.58	.00	15,072.37
CASH INVESTED	15,568.18	31.94	.00	15,600.12
CASH INVESTED - LOGIC	.00	.00	.00	.00
CASH INVESTED - TEXSTAR	30,281.97	390.52	.00	30,672.49
FUND TOTALS				
2019 051 DISTRICT CLERK ARCHIVE				
DISTRICT CLERK ARCHIVE	21,241.38	326.33	.00	21,567.71
INVESTMENTS	4,151.20	8.48	.00	4,159.68
CASH INVESTED - LOGIC	.00	.00	.00	.00
CASH INVESTED - TEXSTAR	25,392.58	334.81	.00	25,727.39
FUND TOTALS				
2019 052 COUNTY CLERK ARCHIVE FEE				
CASH - RECORDS ARCHIVE	13,795.11	8,467.59	6,620.00	15,642.70

ACCOUNT NAME	BEGINNING CASH BALANCE	CASH RECEIPTS	CASH DISBURSEMENTS	ENDING CASH BALANCE
INVESTMENTS	56,491.21	115.93	.00	56,607.14
CASH INVESTED - LOGIC	25,743.21	56.89	.00	25,800.10
CASH INVESTED - TEXSTAR	40,894.19	83.55	.00	40,881.74
FUND TOTALS	136,833.72	8,723.96	6,620.00	138,937.68

ACCOUNT NAME	BEGINNING CASH BALANCE	CASH RECEIPTS	CASH DISBURSEMENTS	ENDING CASH BALANCE
CASH - CHECK COLLECTING	1,564.08	60.00	1,540.00	84.08
CASH INVESTED	2,650.91	5.43	.00	2,656.34
CASH INVESTED - LOGIC	.00	.00	.00	.00
CASH INVESTED - TEXSTAR	.00	.00	.00	.00
FUND TOTALS	4,214.99	65.43	1,540.00	2,740.42

ACCOUNT NAME	BEGINNING CASH BALANCE	CASH RECEIPTS	CASH DISBURSEMENTS	ENDING CASH BALANCE
CASH - DA CHECK COLLECTING	75.34	.00	.00	75.34
CASH INVESTED	.00	.00	.00	.00
FUND TOTALS	75.34	.00	.00	75.34

ACCOUNT NAME	BEGINNING CASH BALANCE	CASH RECEIPTS	CASH DISBURSEMENTS	ENDING CASH BALANCE
CO ATTY FORFEITURE	.00	.00	.00	.00
FUND TOTALS	.00	.00	.00	.00

ACCOUNT NAME	BEGINNING CASH BALANCE	CASH RECEIPTS	CASH DISBURSEMENTS	ENDING CASH BALANCE
DISTRICT ATTY FORFEITURE	13,126.44	10.07	.00	13,136.51
CASH - D.A. FORFEITURE FU	31,176.26	63.98	.00	31,240.24
CASH INVESTED - TEXPOOL	25,743.21	56.89	.00	25,800.10
CASH INVESTED - LOGIC	25,653.70	52.54	.00	25,706.24
CASH INVESTED - TEXSTAR	95,699.61	183.48	.00	95,883.09
FUND TOTALS	60,068.21	.00	.00	60,068.21

ACCOUNT NAME	BEGINNING CASH BALANCE	CASH RECEIPTS	CASH DISBURSEMENTS	ENDING CASH BALANCE
D A SEIZURE FUND	60,068.21	.00	.00	60,068.21
CASH - SEIZURE-LAW	.00	.00	.00	.00
INVESTMENTS	60,068.21	.00	.00	60,068.21
FUND TOTALS	60,068.21	.00	.00	60,068.21

ACCOUNT NAME	BEGINNING CASH BALANCE	CASH RECEIPTS	CASH DISBURSEMENTS	ENDING CASH BALANCE
SHERIFF FORFEITURE	15,106.69	593.43	.00	15,700.12
CASH - SHERIFF FORFEITURE	38,906.52	79.85	.00	38,986.37
INVESTMENTS	25,743.21	56.89	.00	25,800.10
CASH INVESTED - LOGIC	25,653.70	52.54	.00	25,706.24
CASH INVESTED - TEXSTAR	105,410.12	782.71	.00	106,192.83
FUND TOTALS	60,068.21	.00	.00	60,068.21

ACCOUNT NAME	BEGINNING CASH BALANCE	CASH RECEIPTS	CASH DISBURSEMENTS	ENDING CASH BALANCE
JAIL COMMISSARY	14,326.70	1,961.15	714.10	15,573.75
CASH - JAIL COMMISSARY	80,868.26	165.91	.00	81,034.17
CASH INVESTED - TEXPOOL	.00	.00	.00	.00
CASH INVESTED - LOGIC	40,311.36	82.58	.00	40,393.94
CASH INVESTED - TEXSTAR	35,506.32	2,209.64	714.10	137,001.86
FUND TOTALS	14,326.70	1,961.15	714.10	15,573.75

ACCOUNT NAME	BEGINNING CASH BALANCE	CASH RECEIPTS	CASH DISBURSEMENTS	ENDING CASH BALANCE
GO REFUNDING DEBT SERVICE	70,560.05	30,006.01	.00	100,566.06
CASH - 2004 GO REFUNDING D/S	23,173.30	47.56	.00	23,220.86
CASH INVESTED - TEXPOOL	179,847.56	397.39	.00	180,244.95
CASH INVESTED - LOGIC	222,726.29	456.09	.00	223,182.38
CASH INVESTED - TEXSTAR	.00	.00	.00	.00
T-BILL INVESTMENTS	496,307.20	30,907.05	.00	527,214.25
FUND TOTALS	70,560.05	30,006.01	.00	100,566.06

ACCOUNT NAME	BEGINNING CASH BALANCE	CASH RECEIPTS	CASH DISBURSEMENTS	ENDING CASH BALANCE
STATE FEES	47,291.76	65,101.31	130.62	112,262.45
CASH - STATE FEES	33,372.08	68.51	.00	33,440.59
CASH INVESTED	.00	.00	.00	.00
FUND TOTALS	47,291.76	65,101.31	130.62	112,262.45

ACCOUNT NAME	BEGINNING	CASH RECEIPTS	CASH DISBURSEMENTS	ENDING
2019 090 OFFICER'S TRUST				
CASH-OFFICERS TRUST	.00	.00	.00	.00
CASH INVESTED	.00	.00	.00	.00
CASH INVESTED - LOGIC	.00	.00	.00	.00
FUND TOTALS	.00	.00	.00	.00
2019 091 LIBRARY TRUST - LIDDELL				
CASH-LIBRARY TRUST/LIDDELL	1,170.74	.75	238.12-	933.37
CD INVESTMENT	15,000.00	.00	.00	15,000.00
FUND TOTALS	16,170.74	.75	238.12-	15,933.37
2019 092 LIBRARY TRUST - ROSENSTEIN				
CASH-LIBRARY TRUST/ROSENSTEIN	830.23	49.73	162.48-	717.48
CD INVESTMENT	19,000.00	.00	.00	19,000.00
FUND TOTALS	19,830.23	49.73	162.48-	19,717.48
2019 098 PAYROLL CLEARING				
CASH - PAYROLL CLEARING	.00	1,148,327.35	1,148,327.35-	.00
INVESTMENTS	.00	.00	.00	.00
FUND TOTALS	.00	1,148,327.35	1,148,327.35-	.00
2019 100 CHILD ABUSE PREVENTION FUND				
CASH-CHILD ABUSE PREVENTION	330.25	1.09	.00	331.34
CASH INVESTED	.00	.00	.00	.00
FUND TOTALS	330.25	1.09	.00	331.34
2019 101 PRETRIAL DIVERSION				
CASH-PRETRIAL DIVERSION	11,334.00	200.00	.00	11,534.00
CASH INVESTED	.00	.00	.00	.00
CASH INVESTED - LOGIC	.00	.00	.00	.00
FUND TOTALS	11,334.00	200.00	.00	11,534.00
2019 102 HOTEL OCCUPANCY TAX FUND				
CASH - HOTEL OCCUPANCY TAX	18,171.29	14,125.32	.00	32,296.61
CASH INVESTED - TEXPOOL	100,909.57	207.09	.00	101,116.66
CASH INVESTED - LOGIC	.00	.00	.00	.00
CASH INVESTED - TEXSTAR	100,916.34	206.67	.00	101,123.01
FUND TOTALS	219,997.20	14,539.08	.00	234,536.28
GRAND TOTALS	40,731,968.19	3,103,964.60	3,637,511.23-	40,198,421.56