



MONTHLY REPORT

JULY 2019


PATTY BRENNAN

COOKE COUNTY TREASURER


FINANCIAL REPORTS

JULY 2019


In accordance with Local Government Code 114.026, this affidavit states the current cash and reports in the custody of the county treasurer as of this date of July 31, 2019.




Jason Brinkley,
Cooke County Judge



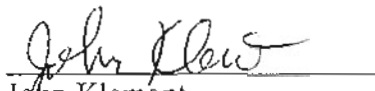
Pam Harrison,
Cooke County Clerk




Gary Hollowell,
Commissioner Pct. #1




Jason Snuggs,
Commissioner Pct. #2



John Klement,
Commission Pct. #3



Leon Klement,
Commissioner Pct. #4

FILED FOR RECORD
19 AUG 26 AM 11:43
PAM HARRISON
COUNTY CLERK, COOKE CO. TX
BY  DEPUTY

AFFIDAVIT

STATE OF TEXAS

COUNTY OF COOKE


The members of the Commissioners' Court of Cooke County, Texas, state as follows:

The requirement of Subsection (C) of the Texas Local Government Code, §114.026 have been met for the term of July, 2019. The amount of cash and other assets in the custody of the County Treasurer at the time of examination are:

Cash (includes on hand, money market accounts, and short term investments) \$ 36,592,849.72


Other Assets (long term investments) \$ 0.00


Sworn to and subscribed this 26 day of August, 2019.


Jason Brinkley, Cooke County Judge



Gary Hollowell, Commissioner, Pct 1


Jason Snuggs, Commissioner, Pct 2


John Klement, Commissioner, Pct 3


Leon Klement, Commissioner, Pct 4

ATTEST:


Pam Harrison, County Clerk

FILED FOR RECORD

19 AUG 26 AM 11:43

PAM HARRISON
COUNTY CLERK, COOKE CO. TX

BY PA DEPUTY

TOTALS

PRIOR MONTH ENDING BANK STATEMENT BALANCE \$4,700,457.54 236
 CLEARED DEPOSITS \$1,543,279.46 3
 CLEARED ADDITIONS \$120,232.70 3
 CLEARED CHECKS \$2,475,613.91- 561
 CLEARED DEDUCTIONS \$246,867.88- 4

CURRENT MONTH ENDING BANK STATEMENT BALANCE \$3,641,487.91

CURRENT MONTH ENDING BANK STATEMENT BALANCE \$3,641,487.91
 OUTSTANDING DEPOSITS \$.00
 OUTSTANDING ADDITIONS \$.00
 OUTSTANDING CHECKS \$329,990.94- 398
 OUTSTANDING DEDUCTIONS \$.00

RECONCILED BOOK BALANCE \$3,311,496.97
 ENDING STATEMENT DATE 07/31/2019 CLERK: PB

TOTALS

PRIOR MONTH ENDING BANK STATEMENT BALANCE \$149,801.90 3
 CLEARED DEPOSITS \$1,070,470.15
 CLEARED ADDITIONS \$.00
 CLEARED CHECKS \$704,403.19- 38
 CLEARED DEDUCTIONS \$369,613.66- 4

CURRENT MONTH ENDING BANK STATEMENT BALANCE \$146,255.20

CURRENT MONTH ENDING BANK STATEMENT BALANCE \$146,255.20
 OUTSTANDING DEPOSITS \$.00
 OUTSTANDING ADDITIONS \$.00
 OUTSTANDING CHECKS \$1,545.88- 2
 OUTSTANDING DEDUCTIONS \$.00

RECONCILED BOOK BALANCE \$144,709.32
 ENDING STATEMENT DATE 07/31/2019 CLERK: PB



PROSPERITY BANKSM

Pledge Security Listing

July 31, 2019

EL CAMPO, TX

ID	CUST#	Description	Salekeeping Location	Salekeeping Receipt	Coupon	Maturity Date	Call Date	Moody	S&P	Fitch	ASC 320	Face Amount	Current Par	Current Book Value	Market Value	Gain(Loss)
COOKE COUNTY																
2047	3128MBNA1	FILMC #G12885	FHLB	X	5.00	06/01/2021		AAA	AA+	AAA	HTM	157,950	885.99	885.99	893.00	7.01
2107	31410GSS8	FNMA #889257	FHLB	X	5.00	09/01/2021		AAA	AA+	AAA	HTM	105,405	483.73	483.73	488.16	4.44
1643	3128MMQX4	FILMC #G18469	FHLB		2.00	06/01/2028		AAA	AA+	AAA	HTM	212,158	86,709.59	86,896.09	86,192.16	(712.83)
Total for COOKE COUNTY												475,513	88,079.31	88,264.81	87,573.32	(691.48)

Although the information in this report has been obtained from sources believed to be reliable, its accuracy cannot be guaranteed.

PAGE 1 07/31/19 19:43:19
HOLDINGS BAPN032N
CC3 PROD

FEDERAL RESERVE BANK PLEDGEE

DISTRB PT J1
AS OF CLOSE OF BUSINESS 07-31-2019

PLEDGEE: COOKE COUNTY J7BM INSTITUTION ID: #J7BM
100 S. DIXON
RM. 106

GAINESVILLE TX 76240

HOLDER : 081500862 - LANDMARK BANK

RESP FRB:H1

ACCOUNT: J7BM - *COOKE COUNTY

CUSIP #

BVF

PAR

BALANCE	BOOK VALUE		
3130A1XJ2	2.875 FHLB 24 RK	06-14-24	1.0000000000
800,000.00	800,000.00		
3130A5R35	2.875 FHLB 25 TG	06-13-25	1.0000000000
500,000.00	500,000.00		
31300LVH5	FMAR 848716 G	01-01-37	0.1910070200
200,000.00	38,201.40		
3133EJQC6	FCFR 03LI BR 20/02	02-25-20	1.0000000000
400,000.00	400,000.00		
3133TTX48	FGRA 2326ZQ 06/15/31	06-15-31	0.0787852700
300,000.00	23,635.58		
3133XDVS7	5.25 FHLB 20 EK	12-11-20	1.0000000000
700,000.00	700,000.00		
3133X8L34	5.365 FHLB 24 EE	09-09-24	1.0000000000
2,000,000.00	2,000,000.00		
3136ACLE9	FNRM RC025BD R13F025	03-25-33	0.3766281900
1,400,000.00	527,279.47		
3136ACU25	FNRM RC015DC R13F015	03-25-33	0.3954642300
500,000.00	197,732.12		
3136AKJK0	FNRM CL041CM R14F041	06-25-40	0.4258304600
1,000,000.00	425,830.46		
3137B1CT7	FGRM 4195LH 12/15/31	12-15-31	0.3444107600
600,000.00	206,646.46		
31392WB41	FGRM 2512PG 10/15/22	10-15-22	0.0814830400
400,000.00	32,593.22		
31394H2Q3	FGRM 2662DH 08/15/23	08-15-23	0.2592636000
1,200,000.00	311,116.32		
31395HVM9	FGRA 2896BZ 11/15/34	11-15-34	0.8460680900
200,000.00	169,213.62		
38374F2L7	GARM 2004-24 ZM	04-20-34	0.6914835125
700,000.00	484,038.46		

SUBTOTAL :

10,900,000.00 6,816,287.11

GRAND TOTAL :

10,900,000.00 6,816,287.11

Pledge Inventory Report

Landmark Bank
Columbia, MO
FROM 7/1/2019 TO 7/31/2019

Customer ID: 5961
Report Date: 8/1/2019
PAS Rep: Vance Roe
Account Rep: Bob Fitzpatrick

Cusip	Description	Maturity Date	Intent	S&P	Market Price DI	Original Face	Book Value
Ticket	Location Code/Name	Group	Coupon	Moody	Maturity (Yr)	Par	Market Value
Pledged - J7BM - COOKE COUNTY							
3133EJQC6	FED FARM CR BK	02/25/2020	AFS	AA+	7/31/2019	400,000.00	400,016.43
1142450	FED - FEDERAL RESERVE BANK	AG2	2.30063	Aaa	0.57	400,000.00	399,944.00
3130A1XJ2	FED HOME LN BK	06/14/2024	AFS	AA+	7/31/2019	800,000.00	821,808.40
1104690	FED - FEDERAL RESERVE BANK	AGY	2.87500	Aaa	4.88	800,000.00	835,440.00
3130A5R35	FEDERAL HOME LOAN BA	06/13/2025	AFS	AA+	7/31/2019	400,000.00	412,547.68
1102932	FED - FEDERAL RESERVE BANK	AGY	2.87500	Aaa	5.87	400,000.00	420,108.00
3130A5R35	FEDERAL HOME LOAN BA	06/13/2025	AFS	AA+	7/31/2019	100,000.00	102,417.78
1104689	FED - FEDERAL RESERVE BANK	AGY	2.87500	Aaa	5.87	100,000.00	105,027.00
3133X8L34	FED HOME LN BK	09/09/2024	AFS	AA+	7/31/2019	2,000,000.00	2,291,059.64
1087540	FED - FEDERAL RESERVE BANK	AGY	5.36500	Aaa	5.12	2,000,000.00	2,335,560.00
3133XDVS7	FED HOME LN BK	12/11/2020	AFS	AA+	7/31/2019	700,000.00	730,061.44
933583	FED - FEDERAL RESERVE BANK	AGY	5.25000	Aaa	1.37	700,000.00	730,219.01
3130DLVH5	FHLMC ARM POOL #B487	01/01/2037	AFS	AA+	7/31/2019	200,000.00	40,482.21
851172	FED - FEDERAL RESERVE BANK	MB3	4.68100	NR	17.44	38,201.40	40,161.51
3133TTX48	thinc remic ser 2326	06/15/2031	AFS	NR	7/31/2019	300,000.00	26,038.12
783451	FED - FEDERAL RESERVE BANK	MB4	6.50000	NR	11.88	23,635.58	26,221.41
3136ACLE9	FNM13025 8D	03/25/2033	AFS	NR	7/31/2019	1,400,000.00	516,082.71
879680	FED - FEDERAL RESERVE BANK	MB4	2.00000	NR	13.66	527,279.47	521,502.30
3136ACU25	FNM13015 DC	03/25/2033	AFS	NR	7/31/2019	500,000.00	193,722.44
881004	FED - FEDERAL RESERVE BANK	MB4	2.00000	NR	13.66	197,732.12	195,400.59
3136AKJK0	FNR 2014-41 CM	06/25/2040	AFS	NR	7/31/2019	1,000,000.00	411,549.97
916714	FED - FEDERAL RESERVE BANK	MB4	1.50000	NR	20.92	425,830.46	420,168.44
313781CT7	FHL4195 LH	12/15/2031	AFS	NR	7/31/2019	600,000.00	201,282.54
882621	FED - FEDERAL RESERVE BANK	MB4	1.50000	NR	12.38	206,646.46	198,738.53
31392WB41	FHL2512 PG	10/15/2022	AFS	NR	7/31/2019	400,000.00	33,742.32
719835	FED - FEDERAL RESERVE BANK	MB4	5.50000	NR	3.21	32,593.22	33,409.06

This report reflects information submitted to us by the customer. It is not intended to be used as the official record of safekeeping location and/or pledged holdings. This information should be provided by the customer's safekeeper.

Pledge Inventory Report

Landmark Bank
Columbia, MO
FROM 7/1/2019 TO 7/31/2019

Customer ID: 5961
Report Date: 8/1/2019
PAS Rep: Vance Roe
Account Rep: Bob Fitzpatrick

Cusip	Description	Maturity Date	Intent	S&P	Market Price	Original Face	Book Value
Ticket	Location Code/Name	Group	Coupon	Moody	Maturity (Yr)	Par	Market Value
Pledged: J7BM - COOKE COUNTY							
31394H2Q3	FHL2662 DH	08/15/2023	AFS	NR	7/31/2019	1,200,000.00	323,232.95
887207	FED - FEDERAL RESERVE BANK	MB4	5.00000	NR	4.04	311,116.32	322,636.87
31395HVM9	FHL2898 BZ	11/15/2034	AFS	NR	7/31/2019	200,000.00	182,196.61
856892	FED - FEDERAL RESERVE BANK	MB4	5.00000	NR	15.30	169,213.62	182,608.42
38374F2L7	GNM04024 ZM	04/20/2034	AFS	NR	7/31/2019	700,000.00	531,117.35
844136	FED - FEDERAL RESERVE BANK	MB4	5.00000	NR	14.73	484,038.46	528,964.32
16	Total Pledged: J7BM - COOKE COUNTY					10,900,000.00	7,217,338.59
						8,816,287.11	7,296,109.46

This report reflects information submitted to us by the customer. It is not intended to be used as the official record of safekeeping location and/or pledged holdings. This information should be provided by the customer's safekeeper.

Landmark Bank, N.A.
 Cooke County
 As of: Wednesday, July 31, 2019

Detail Section:

<u>Account No.</u>	<u>Balance</u>	<u>Int Rate</u>	<u>Type</u>	<u>Officer</u>
28002408	\$0	0.00%	TDSV	R1B
28002416	\$0	0.00%	TDSV	R1B
28900090	\$146,255	0.00%	CK	R1B
28900287	\$3,641,488	0.70%	CK	R1B
28900325	\$24,669	0.00%	CK	R1B
28900333	\$0	0.00%	CK	R1B
28900341	\$0	0.00%	CK	R1B
28900368	\$111,284	0.70%	CK	R1B
28900376	\$172,964	0.00%	CK	R1B
28900384	\$34,767	0.00%	CK	R1B
28900392	\$3,803	0.00%	CK	R1B
28900406	\$126,002	0.00%	CK	R1B
28900414	\$964	0.00%	CK	R1B
28900422	\$0	0.00%	CK	R1B
28900449	\$0	0.00%	CK	R1B
28900457	\$0	0.00%	CK	R1B
28900465	\$0	0.00%	CK	R1B
28900481	\$103,231	0.00%	CK	R1B
28900511	\$1,368	0.00%	CK	R1B
28900538	\$1,566	0.00%	CK	R1B
28901259	\$3,485	0.00%	CK	ELE
28901593	\$5,267	0.00%	CK	JDH
4170003539	\$72,900	0.00%	CK	R1B
4170009684	\$0	0.00%	CK	R1B
4170009700	\$8,839	0.00%	CK	R1B
4170013934	\$0	0.00%	CK	JDH
4170023065	\$0	0.00%	CK	R1B
4170045332	\$26,292	0.00%	CK	T1G
4170049177	\$0	0.00%	CK	T1G
4170056479	\$602,385	0.00%	CK	T1G
4170056487	\$16,000	0.00%	CK	T1G
4170800744	\$0	0.00%	TDSV	JDH
4170800751	\$0	0.00%	TDSV	JDH
4170801528	\$0	0.00%	TDSV	R1B
4170801536	\$0	0.00%	TDSV	R1B
4170802286	\$0	0.00%	TDSV	JDH
4170802294	\$0	0.00%	TDSV	JDH
4170802849	\$0	0.00%	TDSV	JDH

4170802856	\$0	0.00%	TDSV	JDH
4170803896	\$0	0.00%	TDSV	R1B
4170803904	\$0	0.00%	TDSV	R1B
4170804019	\$0	0.00%	TDSV	R1B
4170804142	\$0	0.00%	TDSV	R1B
4170804159	\$0	0.00%	TDSV	R1B
4170804415	\$0	0.00%	TDSV	T1G
4170804423	\$0	0.00%	TDSV	T1G
4170804761	\$0	0.00%	TDSV	T1G
4170804779	\$0	0.00%	TDSV	T1G
4170805073	\$0	0.00%	TDSV	T1G
4170805081	\$0	0.00%	TDSV	T1G
4170805198	\$8,000	1.05%	TDSV	JDH
4170805677	\$0	0.00%	TDSV	T1G
4170805685	\$0	0.00%	TDSV	T1G
4170806451	\$0	0.00%	TDSV	T1G
4170806469	\$0	0.00%	TDSV	T1G
4170806691	\$0	0.00%	TDSV	T1G
4170806709	\$0	0.00%	TDSV	T1G
4170807095	\$0	0.00%	TDSV	T1G
4170807103	\$0	0.00%	TDSV	T1G
4170807822	\$7,500	1.90%	TDSV	T1G
4170807830	\$7,500	1.90%	TDSV	T1G
4170808333	\$500,000	2.34%	TDSV	T1G
4170808341	\$500,000	2.34%	TDSV	T1G

Collateral Section:

<u>Description / LOC No.</u>	<u>Amount</u>	<u>Maturity Date</u>
Securities - Market Value	\$7,296,109	(See add'l report)

Pledge Report Summary:

Total Deposits	\$	6,126,528
Plus Additional Coverage (per Agreement)	\$	0
Total Collateral Needed	\$	<u>6,126,528</u>
Collateral Pledged	\$	7,296,109
FDIC Insurance	\$	250,000
Total Collateral Provided	\$	<u>7,546,109</u>
Total Public Funding Excess / (Needed)	\$	<u>1,419,581</u>

C.D. INVESTMENTS

LANDMARK BANK

JULY 2019

<u>C.D.#</u>	<u>PURCHASE DATE</u>	<u>AMOUNT</u>	<u>MAT. DATE</u>
GEN/4170808341	May 26, 2019	500,000.00	May 26, 2020
GEN/4170808333	May 26, 2019	500,000.00	May 26, 2020
Library Liddell 7830	Jan 17, 2019	7,500.00	Jan 17, 2021
Library Liddell 7822	Jan 17, 2019	7,500.00	Jan 17, 2021
Library Rosenstein 5099	Sept 12, 2017	11,000.00	Dec 12, 2020
Library Rosenstein 5198	Dec 16, 2017	8,000.00	Mar 16, 2021

INT. EARNED MONTHLY:

2-Gen CD's @ 1.93%
2-Liddell CD's @ 1.90%
2-Rosenstein CD's @ 1.05%

Interest is deposited into the Treasurer's Fund. The 2 Gen CDs' interest is deposited monthly, and the 4 Library's CDs' interest is deposited quarterly.

PROSPERITY BANK

GEN/14401708	Sept 17, 2017	250,000.00	Sept 17, 2019
--------------	---------------	------------	---------------

INT. EARNED MONTHLY:

Gen CD @ .90%

Interest accrues monthly and is deposited monthly with depository bank into the Treasurer's Fund.

C.D. INVESTMENTS

THE FIRST STATE BANK

JULY 2019

<u>C.D.#</u>	<u>PURCHASE DATE</u>	<u>AMOUNT</u>	<u>MAT. DATE</u>
GEN/71445	Sept 17, 2017	250,000.00	Sept 17, 2019

INT. EARNED MONTHLY:

Gen CD @ .90%

Interest accrues monthly and is deposited monthly with depository bank into the Treasurer's Fund.

MUENSTER STATE BANK

GEN/2129	Sept 17, 2017	250,000.00	Sept 17, 2019
----------	---------------	------------	---------------

INT. EARNED MONTHLY:

Gen CD @ .90%

Interest accrues monthly and is deposited monthly with depository bank into the Treasurer's Fund.

INVESTMENTS-LOGIC
PATTY BRENNAN, COOKE COUNTY TREASURER
JULY 2019

ACCT NAME	BALANCE FORWARD	DEPOSITS	WITH-DRAWALS	CURRENT INTEREST	ENDING BALANCE
GENERAL	\$ 3,218,980.42	\$ -	\$ -	\$ 6,711.71	\$ 3,225,692.13
R & B -1	\$ 389,461.23	\$ -	\$ -	\$ 812.05	\$ 390,273.28
R & B -2	\$ 284,171.55	\$ -	\$ -	\$ 592.49	\$ 284,764.04
R & B -3	\$ 361,080.15	\$ -	\$ -	\$ 752.87	\$ 361,833.02
R & B -4	\$ 386,556.29	\$ -	\$ -	\$ 805.98	\$ 387,362.27
FM & L	\$ 104,211.33	\$ -	\$ -	\$ 217.29	\$ 104,428.62
ADULT PROBATION	\$ 156,139.02	\$ -	\$ -	\$ 325.56	\$ 156,464.58
PERM IMP	\$ 503,107.40	\$ -	\$ -	\$ 1,048.98	\$ 504,156.38
LAW LIBRARY	\$ 25,963.73	\$ -	\$ -	\$ 54.13	\$ 26,017.86
COURTHOUSE SECURITY	\$ 52,105.67	\$ -	\$ -	\$ 108.62	\$ 52,214.29
RECORDS MANAGEMENT	\$ 54,863.04	\$ -	\$ -	\$ 114.41	\$ 54,977.45
ARCHIVE FEES	\$ 25,963.73	\$ -	\$ -	\$ 54.13	\$ 26,017.86
DIST ATTY FORFEITURE	\$ 25,963.73	\$ -	\$ -	\$ 54.13	\$ 26,017.86
SHERIFF FOREITURE	\$ 25,963.73	\$ -	\$ -	\$ 54.13	\$ 26,017.86
2012 GO REFUNDING	\$ 181,388.34	\$ -	\$ -	\$ 378.20	\$ 181,766.54
TOTAL: TREAS FUND	<u>\$ 5,795,919.36</u>	<u>\$ -</u>	<u>\$ -</u>	<u>\$ 12,084.68</u>	<u>\$ 5,808,004.04</u>

YEAR - TO - DATE INTEREST	BAL FORWARD	CURRENT INT.	BALANCE
	\$ 103,001.83	\$ 12,084.68	\$ 115,086.51

AVG. YEILD FOR JULY 2019 2.46% MKT VALUE / SHAF \$ 1.00

INVESTMENTS-TEXPOOL
PATTY BRENNAN, COOKE COUNTY TREASURER
JULY 2019

ACCT NAME	BALANCE FORWARD	DEPOSITS	WITH-DRAWALS	CURRENT INTEREST	ENDING BALANCE
GENERAL	\$ 6,510,497.82	\$ -	\$ -	\$ 13,202.27	\$ 6,523,700.09
R & B -1	\$ 692,910.18	\$ -	\$ -	\$ 1,405.15	\$ 694,315.33
R & B -2	\$ 416,261.03	\$ -	\$ -	\$ 844.11	\$ 417,105.14
R & B -3	\$ 520,306.28	\$ -	\$ -	\$ 1,055.08	\$ 521,361.36
R & B -4	\$ 887,302.08	\$ -	\$ 175,000.00	\$ 1,491.07	\$ 713,793.15
FM & L	\$ 330,089.65	\$ -	\$ -	\$ 669.35	\$ 330,759.00
STATE FUNDS	\$ 48,613.46	\$ -	\$ 40,000.00	\$ 72.78	\$ 8,686.24
TJPC	\$ 12,952.76	\$ -	\$ -	\$ 26.27	\$ 12,979.03
DIST CLK PRESERVATION	\$ 10,460.46	\$ -	\$ -	\$ 21.23	\$ 10,481.69
COUNTY/DIST TECH	\$ 1,586.00	\$ -	\$ -	\$ 3.17	\$ 1,589.17
ADULT PROB	\$ 215,500.74	\$ -	\$ -	\$ 437.02	\$ 215,937.76
JUV-ISP	\$ 5,007.75	\$ -	\$ -	\$ 10.16	\$ 5,017.91
COURT REP	\$ 44,088.81	\$ -	\$ -	\$ 89.38	\$ 44,178.19
PERM IMP	\$ 1,113,600.06	\$ -	\$ -	\$ 2,258.22	\$ 1,115,858.28
LAW ENFORCEMENT ED	\$ 10,458.28	\$ -	\$ -	\$ 21.20	\$ 10,479.48
JP-CH SECURITY	\$ 5,250.43	\$ -	\$ -	\$ 10.63	\$ 5,261.06
DIST CLK RECORDS MGMT	\$ 15,693.86	\$ -	\$ -	\$ 31.82	\$ 15,725.68
DIST CLK ARCHIVE	\$ 4,184.72	\$ -	\$ -	\$ 8.46	\$ 4,193.18
COUNTY ATTY CHECK COLLECT	\$ 2,672.33	\$ -	\$ -	\$ 5.39	\$ 2,677.72
LAW LIBRARY	\$ 105,441.85	\$ -	\$ -	\$ 213.77	\$ 105,655.62
JP TECH	\$ 17,578.86	\$ -	\$ -	\$ 35.66	\$ 17,614.52
C H SECURITY	\$ 101,562.70	\$ -	\$ -	\$ 205.92	\$ 101,768.62
REC MGMT	\$ 19,528.96	\$ -	\$ -	\$ 39.61	\$ 19,568.57
REC PRESV	\$ 35,513.40	\$ 20,000.00	\$ -	\$ 103.23	\$ 55,616.63
LIBRARY	\$ 28,245.53	\$ -	\$ -	\$ 57.25	\$ 28,302.78
ARCHIVE	\$ 56,947.22	\$ -	\$ -	\$ 115.50	\$ 57,062.72
DIST ATTY FORFEITURE	\$ 31,427.97	\$ -	\$ -	\$ 63.72	\$ 31,491.69
SHERIFF FORFEITURE	\$ 44,238.35	\$ 50,000.00	\$ -	\$ 167.65	\$ 94,406.00
JAIL COMMISSARY	\$ 81,521.02	\$ -	\$ -	\$ 165.33	\$ 81,686.35
2004 GO-REFUNDING	\$ 118,652.75	\$ -	\$ -	\$ 240.64	\$ 118,893.39
HOTEL/MOTEL TAX	\$ 126,805.99	\$ 25,000.00	\$ -	\$ 296.11	\$ 152,102.10
TOTAL: TREAS FUND	\$ 11,614,901.30	\$ 95,000.00	\$ 215,000.00	\$ 23,367.15	\$ 11,518,268.45

YEAR - TO - DATE INTEREST	BAL FORWARD:	CURRENT INT.:	BALANCE:
	\$ 202,234.57	\$ 23,367.15	\$ 225,601.72

AVG. YEILD FOR JULY 2019 2.39% MKT VALUE/ SHARI \$ 1.00

INVESTMENTS-TEX STAR
PATTY BRENNAN, COOKE COUNTY TREASURER
JULY 2019

ACCT NAME	BALANCE FORWARD	DEPOSITS	WITH-DRAWALS	CURRENT INTEREST	ENDING BALANCE
GENERAL	\$ 7,094,002.69	\$ -	\$ -	\$ 14,389.82	\$ 7,108,392.51
R & B -1	\$ 722,614.32	\$ -	\$ 200,000.00	\$ 1,336.48	\$ 523,950.80
R & B -2	\$ 450,784.06	\$ -	\$ 30,000.00	\$ 895.00	\$ 421,679.06
R & B -3	\$ 518,993.34	\$ -	\$ 18,000.00	\$ 1,041.11	\$ 502,034.45
R & B -4	\$ 887,071.32	\$ -	\$ -	\$ 1,799.38	\$ 888,870.70
FM & L	\$ 337,951.87	\$ -	\$ -	\$ 685.51	\$ 338,637.38
ADULT PROBATION	\$ 215,990.27	\$ -	\$ 20,000.00	\$ 425.19	\$ 196,415.46
PERM IMP	\$ 1,188,848.18	\$ -	\$ 20,000.00	\$ 2,398.58	\$ 1,171,246.76
CC LIBRARY	\$ 31,048.03	\$ -	\$ -	\$ 63.00	\$ 31,111.03
JP- CH SECURITY	\$ 10,415.65	\$ -	\$ -	\$ 21.13	\$ 10,436.78
COURTHOUSE SECURITY	\$ 67,172.19	\$ -	\$ -	\$ 136.28	\$ 67,308.47
RECORDS MANAGEMENT	\$ 46,305.99	\$ -	\$ 30,000.00	\$ 74.55	\$ 16,380.54
RECORDS PRESERVATION	\$ 35,494.41	\$ -	\$ -	\$ 72.01	\$ 35,566.42
ARCHIVE FEES	\$ 41,133.13	\$ -	\$ -	\$ 83.41	\$ 41,216.54
2012 GO REFUNDING	\$ 224,521.94	\$ -	\$ -	\$ 455.43	\$ 224,977.37
STATE FEES	\$ 50,568.41	\$ -	\$ 30,000.00	\$ 83.21	\$ 20,651.62
DIST ATTY FORFEITURE	\$ 25,860.55	\$ -	\$ -	\$ 52.47	\$ 25,913.02
SHERIFF FORFEITURE	\$ 40,913.58	\$ -	\$ -	\$ 83.00	\$ 40,996.58
JAIL COMMISSARY	\$ 40,636.39	\$ -	\$ -	\$ 82.43	\$ 40,718.82
HOTEL/MOTEL TAX	\$ 126,811.65	\$ -	\$ -	\$ 257.24	\$ 127,068.89
TOTAL: TREAS FUND	\$ 12,157,137.97	\$ -	\$ 348,000.00	\$ 24,435.23	\$ 11,833,573.20

YEAR - TO - DATE INTEREST	BAL FORWARD	CURRENT INT.	BALANCE
	\$ 198,745.76	\$ 24,435.23	\$ 223,180.99

AVG. YEILD FOR JULY 2019 2.39% MKT VALUE / SHARE \$ 1.00

Depositor Statement

July 1, 2019 - July 31, 2019

Account #: 104791304900

Cooke County

Attn: Patty Brennan
101 S. Dixon Street
Gainesville, TX 76240

Account at-a-Glance

Beginning Balance	2,003,740.85
+ Net Deposits	0.00
+ Net Accrued Interest ²	3,775.27
Ending Balance	2,007,516.12
Days In Period ⁴	31
Average Daily Balance ⁵	2,003,740.85
Net APR This Period ⁶	2.2184%
Available Balance ⁷	2,003,740.85

Depositor Information

Website: www.ficaaccount.com

Support Center: (866) 343-5516

Account Transactions

Description	Date	Amount(USD\$)
-------------	------	---------------

No transactions in this period

Insured Depository Detail

Depository Bank	FDIC Cert#	Balance(USD\$)
1st National Bank	6646	41.83
Admirals Bank	27015	120.06
Allegiance Bank Texas	58629	15,718.44
Alma Bank	58424	972.44
American National Bank	19300	6,285.34
Anstaff Bank	3869	2,251.00
Associated Bank National Association	5296	10,367.21
Banc of California, National Association	35498	3,065.72
BancCentral National Association	4033	2,058.23
Bank of China - New York Branch	33653	33,433.38
Bank of England	13303	5,841.41
Bank of Fayette County	10308	1,201.67
Bank of Missouri	1617	14.82
Bank of New England	24540	34.63
Bank of the Ozarks	110	13,786.01
Bank3	15205	725.74
BankUnited National Association	58979	79,794.86
Bankers Bank of Kansas	27351	1,764.88
Bankwell Bank	57368	2,010.56

Cooke County

Attn: Patty Brennan
101 S. Dixon Street
Gainesville, TX 76240

Depositor Statement

July 1, 2019 - July 31, 2019

Account #: 104791304900

Depository Bank	FDIC Cert #	Balance(USD\$)
Bar Harbor Bank & Trust	11971	3,498.04
Bennington State Bank	16402	55.58
Berkshire Bank	23621	13,042.23
Blue Ridge Bank, National Association	35274	264.39
BofI Federal Bank	35546	3,983.74
Brunswick Bank and Trust Company	20220	362.66
Brunswick State Bank	13692	563.06
Busey Bank	16450	24,286.04
CBank	58434	1,133.84
CFBank	28263	63.53
CIBM Bank	11729	633.48
Capital Bank National Association	35278	142.51
Capital One National Association	4297	19.35
Cedar Rapids Bank and Trust Company	57244	160.32
Cedar Rapids State Bank	18820	58.41
Centennial Bank	11241	3,024.84
CenterState Bank of Florida National Associat	33555	48,029.90
Central Bank	58377	1,080.02
Central Bank	1756	461.76
Chambers Bank	5615	34.32
Chemical Bank	1003	12,280.38
Cherokee State Bank	951	21.64
Chisholm Trail State Bank	21955	12.77
CiVista Bank	12982	49,667.46
Citibank N.A.	7213	237,574.45
Citizens Bank	14851	438.57
Citizens National Bank of Bluffton	6531	356.33
Commercial Bank of Nelson	12246	84.00
Community Bank of the Bay	34210	295.77
ConnectOne Bank	57919	3,695.25
Cornerstone Bank	5635	98.28
Cornerstone Bank	90282	85.26
Cornerstone Community Bank	58411	41.13
Covenant Bank	58502	59.12
Customers Bank	34444	279.57
Dedham Institution for Savings	23620	146,961.67
Dime Bank	9888	261.94
Dime Savings Bank of Williamsburgh	16012	135.35
Eagle Bank	90191	15.88
EagleBank	34742	510.13
East West Bank	31628	266.05
Elderton State Bank	12985	26.60
Entegra Bank	31445	43.03
Envision Bank	90270	43.69
Equity Bank	25858	1,555.11
EvaBank	26799	26.15
Evergreen Bank Group	35230	50.19
Evolve Bank & Trust	1299	70.93
Exchange Bank and Trust Company	13366	752.23

Depositor Statement

July 1, 2019 - July 31, 2019

Account #: 104791304900

Cooke County

Attn: Patty Brennan
101 S. Dixon Street
Gainesville, TX 76240

Depository Bank	FDIC Cert#	Balance(USD\$)
Farmers & Merchants Savings Bank	10492	302.64
Farmers Trust and Savings Bank	12858	187.31
Farmers Trust and Savings Bank	14195	5,438.12
Farmers and Merchants State Bank of	1599	410.37
Fayette Savings Bank SSB	31936	71.22
Fidelity Bank	30895	28.71
First Bank	58481	1,383.44
First Carolina Bank	35530	1,538.83
First Central Savings Bank	34969	1,167.43
First Community Bank of Bedford County	27211	4,478.27
First Community Bank of Western Kentucky	14735	153.61
First County Bank	18204	2,095.78
First Credit Bank	24332	103.33
First Federal Community Bank National Associa	29787	27.04
First Heritage Bank	4457	39.78
First International Bank & Trust	10248	2,155.31
First Merchants Bank National Association	4365	8,471.32
First National Bank	14712	20.69
First National Bank of Mifflintown	7613	99.61
First National Bank of Pennsylvania	7888	28,578.35
First Savings Bank Northwest	29058	1,845.72
First Sentinel Bank	31928	424.81
First State Bank	13622	1,264.93
First State Bank	11634	20.36
First State Bank of DeQueen	21805	808.71
First Western Trust Bank	57607	136.17
Flagship Community Bank	58113	25.25
Franklin Savings Bank	19836	123.12
Franklin Synergy Bank	58714	90,182.82
Freedom National Bank	57254	51.08
GBC International Bank	22366	471.70
Georgia Banking Company	57071	9,900.39
Gold Coast Bank	58654	352.58
Gorham Savings Bank	17748	115.29
Grand Ridge National Bank	3674	292.08
Great Midwest Bank SSB	29657	392.57
Great Western Bank	15289	10,303.15
Guaranty Bank	28670	119.59
Happy State Bank	10359	2,218.57
Hardin County Bank	20993	404.93
Hardin County Savings Bank	5817	47.08
Hawthorn Bank	10619	859.82
Hiawatha Bank and Trust Company	34488	10.70
Home Bank and Trust Company	4664	18.25
Home Exchange Bank	8884	11.51
Horizon Bank National Association	4360	741.86
IBERIABANK	28100	24,731.12
Incommons Bank N.A.	3342	277.21
Independent Bank	3076	78,381.46

Depositor Statement

July 1, 2019 - July 31, 2019

Account #: 104791304900

Cooke County

Attn: Patty Brennan
101 S. Dixon Street
Gainesville, TX 76240

Depository Bank	FDIC Cert#	Balance(USD\$)
Inland Bank and Trust	22444	82.90
International City Bank National Association	25648	1,306.66
Investar Bank	58316	52,832.98
Ion Bank	18198	280.28
Iowa State Bank	950	84.85
Israel Discount Bank of New York	19977	13,649.87
Katahdin Trust Company	12874	16.01
Kennett National Bank	18879	26.85
Lake City Bank	13102	6,587.98
Landmark Community Bank	34982	2,187.65
Landmark National Bank	5826	313.00
Lead Bank	8283	341.23
Lee Bank	33645	486.54
Legacy Bank	12699	14.24
LegacyTexas Bank	58006	2,920.27
Lewis & Clark Bank	58428	131.25
MINT National Bank	58764	45.56
MainStreet Bank	57742	8,395.07
Manufacturers Bank	18618	41,225.08
Mascoma Savings Bank	18013	452.02
Meramec Valley Bank	19200	203.31
Merchants & Planters Bank	16464	721.48
Merchants Bank of Indiana	8056	34,210.62
Meridian Bank	57777	18,000.78
MetaBank	30776	239.38
Metro Phoenix Bank	58402	17.60
Metropolitan National Bank	34699	1,741.41
Mid America Bank	11459	50.79
Mid Penn Bank	9889	87.18
Middlefield Banking Company	13716	8,931.57
Morris Bank	17910	194.70
MutualBank	27744	21.32
NBKC Bank	35014	833.35
NebraskaLand National Bank	34811	27.17
NewBank	58203	3,492.51
NexBank SSB	29209	4,161.17
Oak View National Bank	58827	1,477.73
Ohio Valley Bank Company	384	495.22
Old Missouri Bank	8252	14.15
OneUnited Bank	23966	30.37
Open Bank	57944	18.27
Opportunity Bank of Montana	30182	23.04
Pacific Coast Bankers Bank	34252	191.05
Pacific Enterprise Bank	58415	4,779.16
Pacific Mercantile Bank	34940	2,425.58
Park National Bank	6653	24.70
Peapack-Gladstone Bank	11035	19.38
Peoples Bank	9489	223.27
Piedmont Bank	58374	10.36

Cooke County

Attn: Patty Brennan
101 S. Dixon Street
Gainesville, TX 76240

Depositor Statement

July 1, 2019 - July 31, 2019

Account #: 104791304900

Depository Bank	FDIC Cert #	Balance(USD\$)
Pilot Bank	27045	9,253.09
Pinnacle Bank	10634	56.64
Preferred Bank	33539	243,135.56
Premier Bank	34384	90.30
Prime Alliance Bank	57920	384.74
PrimeSouth Bank	5694	26.21
Progress Bank and Trust	58719	493.43
Providence Bank	1643	693.93
Provident Bank	90141	197.96
Quontic Bank	57807	1,792.82
Reading Co-operative Bank	26620	1,956.04
Regent Bank	4160	249.97
Relyance Bank National Association	19371	87.13
RiverBend Bank	26708	76.21
RiverWood Bank	27932	192.05
Royal Savings Bank	28068	35.41
Salem Co-operative Bank	27824	40.45
Sandy Spring Bank	4865	13,380.02
SaviBank	57978	161.06
Savoy Bank	58641	474.56
Schuyler Savings Bank	30072	47.63
Seaside National Bank & Trust	58328	41.00
Security Bank	5424	900.01
Security First Bank	5415	122.54
Security State Bank	421	26.40
Security State Bank	485	236.42
ServisFirst Bank	57993	122,328.74
Signature Bank	57053	196,479.09
Simmons First National Bank	3890	4,128.72
SmartBank	58463	79.40
South Story Bank & Trust	17348	57.77
SouthEast Bank	57348	2,386.74
Southern Bank	28332	1,938.38
Southern States Bank	58558	5,525.20
St. Henry Bank	9871	568.36
Start Community Bank	58952	35.68
Sterling Bank	6195	29.81
Success Bank	10127	12.69
SunTrust Bank	867	49,632.15
Sussex Bank	22221	481.88
Texas Capital Bank National Association	34383	6,238.53
Third Coast Bank SSB	58716	16,091.72
Tradition Capital Bank	58057	34.17
Traditional Bank Inc.	2711	1,243.04
TriState Capital Bank	58457	3,340.88
Twin City Bank	35261	13.87
Union Bank & Trust	34589	107.94
United Bank	22858	10,226.06
Univest Bank and Trust Co.	7759	69.86

Cooke County

Attn: Patty Brennan
101 S. Dixon Street
Gainesville, TX 76240

Depositor Statement

July 1, 2019 - July 31, 2019

Account #: 104791304900

Depository Bank	FDIC Cert#	Balance(USD\$)
Valley National Bank	9396	42,742.98
Valliance Bank	57841	243.94
Verus Bank of Commerce	58025	695.05
Vinton County National Bank	6636	10.24
Vista Bank	1210	33.73
Washington Trust Company of Westerly	23623	28,710.33
Webster Five Cents Savings Bank	90297	1,244.41
West Michigan Community Bank	22308	34.90
Westbury Bank	28400	59.76
Western Alliance Bank	57512	86.32
Western States Bank	58395	514.63
Westfield Bank FSB	57077	37.22
Woori America Bank	24920	2,699.00
Aggregate Net Accrued Interest ³		3,775.27

Total 2,007,516.12

Disclosure Information

¹ The Federally Insured Cash Account (® "FICA") is not a member of the Federal Deposit Insurance Corporation ("FDIC"), but the banks in which the money is deposited are FDIC members. The FDIC is an independent agency of the U.S. government that protects the funds depositors place in FDIC insured institutions. FDIC deposit insurance is backed by the full faith and credit of the U.S. government.

² Net Accrued Interest is the estimated amount of the accrued interest earned for the current month less any FICA Fee with respect to such interest. Net Accrued Interest cannot be withdrawn from the account until it is credited to the account. There is no guarantee that the account holder will receive the full amount as stated. Refer to the U.S. Bank Custodial Statement, provided via ficaaccount.com, for further details regarding interest earned and fees charged. Net Accrued Interest is for informational purposes only.

³ Aggregate Net Accrued Interest is the sum of the current month's Net Accrued Interest and any prior period Net Accrued Interest not yet paid.

⁴ Days In Period ("DIP") is the number of days in the period beginning on, and including the later of, the first day of the month or the business day an initial deposit is received by the FICA Custodian if received on or before 3:00PM EST or the business day immediately following if received after 3:00PM EST, and ending on, and including, the last day of the month. DIP does not include any date on which the balance is zero.

⁵ Average Daily Balance is the sum of the beginning balance plus any deposits less any withdrawals averaged across number of days in Days In Period.

⁶ Net APR This Period is the annualized rate that reflects the relationship between the net interest received plus any Net Accrued Interest and the Average Daily Balance for the statement period.

⁷ Available Balance reflects the amount that can be withdrawn as of the date of the statement. This balance is the Ending Balance less the Aggregate Net Accrued Interest amount.

*Interest will not accrue for balances of \$1,000.00 or lower

We encourage you to compare the information provided in our statement with the U.S. Bank custody statement. You may access the U.S. Bank custody statement by calling 1-866-343-5516.

StoneCastle Cash Management, LLC is an SEC Registered Investment Advisor. StoneCastle Cash Management, LLC is an affiliate of StoneCastle Partners, LLC, a leading asset management and financial services company dedicated to investing and serving the community banking sector. Performance data shown represents past performance, and is no guarantee of future results. Rates may change without notice. Please read the Terms and Conditions relating to the FICA program for more complete information and the governing terms of the account. Review your statement for accuracy. If you have any questions regarding your account, contact a FICA representative. Registration with the SEC does not imply a particular level of skill or training.

COMBINED STATEMENT OF CASH POSITION FOR AUGUST

DATE	FUND NAME	CHECKING ACCOUNT	CHECKING AMOUNT	TDOA ACCOUNT	TDOA AMOUNT	FUND TOTAL
2019 001	GENERAL	TREAS FUND	1,853,858.18	TEXPOOL LOGIC TEXSTAR STONE CERT DEPOS	6,523,700.09 3,225,692.13 7,108,392.51 2,007,516.12 1,750,000.00	22,469,159.03
2019 011	ROAD & BRIDGE 1	TREAS FUND	114,248.55	TEXPOOL LOGIC TEXSTAR STONE	694,315.33 390,273.28 523,950.80	1,722,787.96
2019 012	ROAD & BRIDGE 2	TREAS FUND	82,433.43	TEXPOOL LOGIC TEXSTAR	417,105.14 284,764.04 421,679.06	1,205,981.67
2019 013	ROAD & BRIDGE 3	TREAS FUND	106,228.72	TEXPOOL LOGIC TEXSTAR	521,361.36 361,833.02 502,034.45	1,491,457.55
2019 014	ROAD & BRIDGE 4	TREAS FUND	132,902.62	TEXPOOL LOGIC TEXSTAR	713,793.15 387,362.27 888,870.70	2,122,928.74
2019 018	CERTZ TIF	TREAS FUND		TEXPOOL LOGIC		
2019 019	FM & LATERAL	TREAS FUND	14,326.12	TEXPOOL LOGIC TEXSTAR	330,759.00 104,428.62 338,637.38	788,151.12
2019 020	TIPC	TREAS FUND	40,404.15	TEXPOOL LOGIC TEXSTAR	12,979.03	53,383.18
2019 021	JUVENILE PROB-ISP	TREAS FUND	7,380.01	TEXPOOL LOGIC TEXSTAR	5,017.91	12,397.92
2019 022	JUVENILE PROBATION	TREAS FUND	15,163.59	TEXPOOL LOGIC		15,163.59
2019 023	JUVENILE PROB. IV-E	TREAS FUND	99.86	TEXPOOL LOGIC TEXSTAR		99.86
2019 028	ADULT PROBATION	TREAS FUND	17,821.51	TEXPOOL LOGIC TEXSTAR	215,937.76 156,464.58 196,415.46	586,639.31
2019 029	COMMUNITY CORRECTIONS	TREAS FUND	24,650.09	TEXPOOL LOGIC		24,650.09
2019 031	CONTRACT ELECTIONS	TREAS FUND	8,327.25	TEXPOOL LOGIC		8,327.25
2019 032	DISTRICT CLERK PRESERVATION	TREAS FUND	7,160.23	TEXPOOL LOGIC		10,481.69

COMBINED STATEMENT OF CASH POSITION FOR AUGUST

FUND NAME	CHECKING ACCOUNT	CHECKING AMOUNT	TDOA ACCOUNT	TDOA AMOUNT	FUND TOTAL
2019 033 COUNTY/DISTRICT TECHNOLOGY	FTEAS FUND	6,226.36	TEXSTAR	1,589.17	17,641.92
2019 034 COURT REPORTER	TREAS FUND	3,670.62	TEXPOOL LOGIC TEXSTAR	44,178.19	7,815.53
2019 035 PERMANENT IMPROVEMENT	TREAS FUND	36,414.21	TEXPOOL LOGIC TEXSTAR STONE	1,115,858.28 504,156.38 1,171,246.76	2,827,675.63
2019 037 LAW ENFORCEMENT ED	TREAS FUND	7,702.51	TEXPOOL LOGIC TEXSTAR	10,479.48	18,181.99
2019 038 JP TECH	TREAS FUND	31,633.10	TEXPOOL LOGIC TEXSTAR	17,614.52	49,247.62
2019 040 LAW LIBRARY	TREAS FUND	31,949.14	TEXPOOL LOGIC TEXSTAR	105,655.62 26,017.86	163,622.62
2019 041 CC LIBRARY FUND	TREAS FUND	12,769.92	TEXPOOL LOGIC TEXSTAR	28,302.78 31,111.03	72,183.73
2019 042 CC HISTORICAL COMM.	TREAS FUND	3,542.62	TEXPOOL LOGIC TEXSTAR	5,261.06 10,436.78	3,542.62
2019 043 JP COURTHOUSE SECURITY	TREAS FUND	10,315.00	TEXPOOL LOGIC TEXSTAR	101,768.62 52,214.29 67,308.47	26,012.84
2019 044 COURTHOUSE SECURITY	TREAS FUND	33,478.08	TEXPOOL LOGIC	254,769.46	254,769.46
2019 045 FLOOD DAMAGE	TREAS FUND		TEXPOOL LOGIC		
2019 046 CHAPTER 19	TREAS FUND	224.11-	TEXPOOL		224.11-
2019 047 CC RECORDS MANAGEMENT	TREAS FUND	1,920.03	TEXPOOL		1,920.03
2019 048 COUNTY RECORDS MANAGEMENT	TREAS FUND	30,519.40	TEXPOOL LOGIC TEXSTAR	19,568.57 54,977.45 16,380.54	121,445.96
2019 049 CC RECORDS PRESERVATION	TREAS FUND	30,825.69	TEXPOOL LOGIC TEXSTAR	55,616.63 35,566.42	122,008.74

COMBINED STATEMENT OF CASH POSITION FOR AUGUST

FUND NAME	CHECKING ACCOUNT	CHECKING AMOUNT	TDOA ACCOUNT	TDOA AMOUNT	FUND TOTAL
2019 050 DIST CLERK RECORDS MANAGEMENT	TREAS FUND	15,819.15	TEXPOOL LOGIC TEXSTAR	15,725.68	31,544.83
2019 051 DISTRICT CLERK ARCHIVE	TREAS FUND	18,212.85	TEXPOOL LOGIC TEXSTAR	4,193.18	22,406.03
2019 052 COUNTY CLERK ARCHIVE FEE	TREAS FUND	28,606.50	TEXPOOL LOGIC TEXSTAR	57,062.72	152,903.62
2019 053 CA CHECK COLLECTING	TREAS FUND	565.49	TEXPOOL LOGIC TEXSTAR	41,216.54	3,243.21
2019 054 DA CHECK COLLECTING	TREAS FUND	150.34	TEXPOOL LOGIC TEXSTAR	2,677.72	150.34
2019 055 CO ATTY FORFEITURE	TREAS FUND	13,982.74	TEXPOOL LOGIC TEXSTAR	26,017.86	97,405.31
2019 056 DISTRICT ATTY FORFEITURE	TREAS FUND	70,272.24	TEXPOOL LOGIC TEXSTAR	25,913.02	70,272.24
2019 057 D A SEIZURE FUND	TREAS FUND	40,905.53	TEXPOOL LOGIC TEXSTAR	94,406.00	202,325.97
2019 058 SHERIFF FORFEITURE	TREAS FUND	26,513.48	TEXPOOL LOGIC TEXSTAR	26,017.86	148,918.65
2019 061 2004 GO REFUNDING DEPT SERVITREAS	TREAS FUND	32,674.55	TEXPOOL LOGIC TEXSTAR	40,718.82	558,311.85
2019 088 STAT FEE	TREAS FUND	35,323.25	TEXPOOL LOGIC TEXSTAR	8,686.24	64,661.11
2019 090 OFFICER'S TRUST	TREAS FUND	932.02	CERT DEPOS	15,000.00	15,932.02
2019 091 LIBRARY TRUST - LIDDELL	TREAS FUND	769.97	CERT DEPOS	19,000.00	19,769.97
2019 092 LIBRARY TRUST - ROSENSTEIN	TREAS FUND	343.86	TEXPOOL LOGIC	13,018.00	343.86
2019 098 PAYROLL CLEARING	TREAS FUND	13,018.00	TEXPOOL LOGIC	152,102.10	13,018.00
2019 100 CHILD ABUSE PREVENTION FUND	TREAS FUND	38,974.80	TEXPOOL LOGIC		
2019 101 PREFRIAL DIVERSION	TREAS FUND				
2019 102 HOTEL OCCUPANCY TAX FUND	TREAS FUND				

COMBINED STATEMENT OF CASH POSITION FOR AUGUST

FUND NAME	CHECKING ACCOUNT	CHECKING AMOUNT	TDOA ACCOUNT	TDOA AMOUNT	FUND TOTAL
TOTAL		3,002,811.65		32,951,361.81	35,954,173.46

CHECK ACCOUNT

CHECK

ACCOUNT BALANCE - TREAS FUND

3,002,811.65

TOTAL

3,002,811.65

TDOA ACCOUNT

TDOA

ACCOUNT BALANCE - TEXPOOL

11,518,268.45

ACCOUNT BALANCE - LOGIC

5,808,004.04

ACCOUNT BALANCE - TEXSTAR

11,833,573.20

ACCOUNT BALANCE - STONE

2,007,516.12

ACCOUNT BALANCE - CERT DEPOS

1,784,000.00

TOTAL

32,951,361.81

ACCOUNT NAME	BEGINNING CASH BALANCE	CASH RECEIPTS	CASH DISBURSEMENTS	ENDING CASH BALANCE
2019 001 GENERAL				
CASH - GENERAL FUND	2,832,693.16	811,800.67	1,805,256.17-	1,839,237.66
CASH ON HAND	2,069.00	.00	.00	2,069.00
CASH INVESTED - TEXPOOL	6,510,497.82	13,202.27	.00	6,523,700.09
CASH INVESTED - LOGIC	3,218,980.42	6,711.71	.00	3,225,692.13
CASH INVESTED - TEXSTAR	7,094,002.69	14,389.82	.00	7,108,392.51
CASH INVESTED - STONE CASTLE	2,003,740.85	3,775.27	.00	2,007,516.12
T-BILLS - INVESTMENTS	.00	.00	.00	.00
CASH INVESTMENT-CD	1,750,000.00	.00	.00	1,750,000.00
FUND TOTALS	23,411,983.94	849,879.74	1,805,256.17-	22,456,607.51
2019 011 ROAD & BRIDGE 1				
CASH - ROAD & BRIDGE # 1	208,241.95	222,691.02	319,293.15-	111,639.82
CASH INVESTED - TEXPOOL	692,910.18	1,405.15	.00	694,315.33
CASH INVESTED - LOGIC	389,461.23	812.05	.00	390,273.28
CASH INVESTED - TEXSTAR	722,614.32	1,336.48	200,000.00-	523,950.80
STONE CASTLE	.00	.00	.00	.00
T-BILL INVESTMENTS	.00	.00	.00	.00
FUND TOTALS	2,013,227.68	226,244.70	519,293.15-	1,720,179.23
2019 012 ROAD & BRIDGE 2				
CASH - ROAD & BRIDGE # 2	209,827.86	52,712.69	182,715.85-	79,824.70
CASH INVESTED - TEXPOOL	418,261.03	844.11	.00	417,105.14
CASH INVESTED - LOGIC	284,171.55	592.49	.00	284,764.04
CASH INVESTED - TEXSTAR	450,784.06	895.00	30,000.00-	421,679.06
T-BILL INVESTMENTS	.00	.00	.00	.00
FUND TOTALS	1,361,044.50	55,044.29	212,715.85-	1,203,372.94
2019 013 ROAD & BRIDGE 3				
CASH - ROAD & BRIDGE # 3	200,984.90	40,719.42	138,084.32-	103,620.00
CASH INVESTED - TEXPOOL	520,306.28	1,055.08	.00	521,361.36
CASH INVESTED - LOGIC	361,080.15	752.87	.00	361,833.02
CASH INVESTED - TEXSTAR	518,993.34	1,041.11	18,000.00-	502,034.45
T-BILL INVESTMENTS	.00	.00	.00	.00
FUND TOTALS	1,601,364.67	43,568.48	156,084.32-	1,488,848.83
2019 014 ROAD & BRIDGE 4				
CASH - ROAD & BRIDGE # 4	117,396.29	224,401.64	211,504.03-	130,293.90
CASH INVESTED - TEXPOOL	887,302.08	1,491.07	175,000.00-	713,793.15
CASH INVESTED - LOGIC	386,556.29	805.98	.00	387,362.27
CASH INVESTED - TEXSTAR	887,071.32	1,799.38	.00	888,870.70
T-BILL INVESTMENTS	.00	.00	.00	.00
FUND TOTALS	2,278,325.98	228,498.07	386,504.03-	2,120,320.02
2019 018 CERTZ TIF				
CASH - CERTZ TIF	.00	.00	.00	.00
CASH INVESTED - LOGIC	.00	.00	.00	.00
T-BILL INVESTMENT	.00	.00	.00	.00
FUND TOTALS	.00	.00	.00	.00
2019 019 FM & LATERAL				
CASH - FM & LATERAL	14,237.36	38.76	.00	14,326.12
CASH INVESTED	330,089.65	669.35	.00	330,759.00
CASH INVESTED - LOGIC	104,211.33	217.29	.00	104,428.62
CASH INVESTED - TEXSTAR	337,951.87	685.51	.00	338,637.38

ACCOUNT NAME	BEGINNING CASH BALANCE	CASH RECEIPTS	CASH DISBURSEMENTS	ENDING CASH BALANCE
T-BILL INVESTMENT	786,540.21	1,610.91	.00	788,151.12
FUND TOTALS	786,540.21	1,610.91	.00	788,151.12

ACCOUNT NAME	BEGINNING CASH BALANCE	CASH RECEIPTS	CASH DISBURSEMENTS	ENDING CASH BALANCE
2019 020 TJPC	45,267.52	26,286.58	31,149.95	40,404.15
CASH - T.J.P.C.	12,952.76	26.27	.00	12,979.03
CASH INVESTED - LOGIC	.00	.00	.00	.00
CASH INVESTED - TEXSTAR	.00	.00	.00	.00
FUND TOTALS	58,220.28	26,312.85	31,149.95	53,383.18

ACCOUNT NAME	BEGINNING CASH BALANCE	CASH RECEIPTS	CASH DISBURSEMENTS	ENDING CASH BALANCE
2019 021 JUVENILE PROB-ISP	7,374.57	5.44	.00	7,380.01
CASH - JUVENILE PROBATION	5,007.75	10.16	.00	5,017.91
INVESTMENTS	.00	.00	.00	.00
CASH INVESTED - LOGIC	.00	.00	.00	.00
CASH INVESTED - TEXSTAR	.00	.00	.00	.00
FUND TOTALS	12,382.32	15.60	.00	12,397.92

ACCOUNT NAME	BEGINNING CASH BALANCE	CASH RECEIPTS	CASH DISBURSEMENTS	ENDING CASH BALANCE
2019 022 JUVENILE PROBATION	15,067.45	96.14	.00	15,163.59
CASH - JUV. PROB. DIV	.00	.00	.00	.00
INVESTMENTS	.00	.00	.00	.00
FUND TOTALS	15,067.45	96.14	.00	15,163.59

ACCOUNT NAME	BEGINNING CASH BALANCE	CASH RECEIPTS	CASH DISBURSEMENTS	ENDING CASH BALANCE
2019 023 JUVENILE PROB. IV-E	99.79	.07	.00	99.86
CASH - IV-E	.00	.00	.00	.00
CASH INVESTED	.00	.00	.00	.00
CASH INVESTED - LOGIC	.00	.00	.00	.00
CASH INVESTED - TEXSTAR	.00	.00	.00	.00
FUND TOTALS	99.79	.07	.00	99.86

ACCOUNT NAME	BEGINNING CASH BALANCE	CASH RECEIPTS	CASH DISBURSEMENTS	ENDING CASH BALANCE
2019 028 ADULT PROBATION	34,812.80	52,356.85	70,098.14	17,071.51
CASH - ADULT PROBATION	75.00	.00	.00	75.00
CASH ON HAND	215,500.74	437.02	.00	215,937.76
CASH INVESTED - TEXPOOL	156,139.02	325.56	.00	156,464.58
CASH INVESTED - LOGIC	215,990.27	425.19	20,000.00	196,415.46
CASH INVESTED - TEXSTAR	622,517.83	53,544.62	90,098.14	585,964.31
FUND TOTALS	622,517.83	53,544.62	90,098.14	585,964.31

ACCOUNT NAME	BEGINNING CASH BALANCE	CASH RECEIPTS	CASH DISBURSEMENTS	ENDING CASH BALANCE
2019 029 COMMUNITY CORRECTIONS	31,075.02	.00	6,424.93	24,650.09
CASH - COMMUNITY CORRECTI	.00	.00	.00	.00
INVESTMENTS	.00	.00	.00	.00
CASH INVESTED - LOGIC	.00	.00	.00	.00
FUND TOTALS	31,075.02	.00	6,424.93	24,650.09

ACCOUNT NAME	BEGINNING CASH BALANCE	CASH RECEIPTS	CASH DISBURSEMENTS	ENDING CASH BALANCE
2019 031 CONTRACT ELECTIONS	8,321.11	6.14	.00	8,327.25
CASH - CONTRACT ELECTIONS	.00	.00	.00	.00
CASH INVESTED - TEXPOOL	.00	.00	.00	.00
CASH INVESTED - LOGIC	.00	.00	.00	.00
FUND TOTALS	8,321.11	6.14	.00	8,327.25

ACCOUNT NAME	BEGINNING CASH BALANCE	CASH RECEIPTS	CASH DISBURSEMENTS	ENDING CASH BALANCE
2019 032 DISTRICT CLERK PRESERVATION	8,602.64	425.79	1,878.20	7,150.23
CASH - DISTRICT CLERK PRESERVATI	10,460.46	21.23	.00	10,481.69
INVESTMENTS	.00	.00	.00	.00
CASH INVESTED - LOGIC	.00	.00	.00	.00
CASH INVESTED - TEXSTAR	.00	.00	.00	.00
FUND TOTALS	19,063.10	447.02	1,878.20	17,631.92

ACCOUNT NAME	BEGINNING CASH BALANCE	CASH RECEIPTS	CASH DISBURSEMENTS	ENDING CASH BALANCE
2019 033 COUNTY/DISTRICT TECHNOLOGY FUN	6,133.50	230.34	150.00	6,213.84
CASH - COUNTY/DISTRICT TECH				

ACCOUNT NAME BEGINNING CASH BALANCE CASH RECEIPTS CASH DISBURSEMENTS ENDING CASH BALANCE

2019 034 COURT REPORTER

CASH - COURT REPORTER FUND
 INVESTMENTS - LOGIC
 CASH INVESTED - TEXSTAR
 FUND TOTALS

1,586.08	3,117	.00	.00	1,589.17
.00	.00	.00	.00	.00
.00	.00	.00	.00	.00
7,719.50	233.51	150.00	7,803.01	

2019 035 PERMANENT IMPROVEMENT

CASH - PERMANENT IMPROVEMENT
 INVESTMENTS - LOGIC
 CASH INVESTED - TEXSTAR
 FUND TOTALS

3,109.08	1,052.28	519.74	3,640.62
44,086.81	89.38	.00	44,178.19
.09	.00	.00	.00
.00	.00	.00	.00
47,196.89	1,141.66	519.74	47,818.81

2019 037 LAW ENFORCEMENT ED

CASH - LAW ENFORCEMENT ED
 INVESTMENTS - LOGIC
 CASH INVESTED - TEXSTAR
 FUND TOTALS

9,709.28	6.59	2,013.36	7,702.51
10,458.28	21.20	.00	10,479.48
.00	.00	.00	.00
.00	.00	.00	.00
20,167.56	27.79	2,013.36	18,181.99

2019 038 JP TECH

CASH - J P TECH FUND
 INVESTMENTS - LOGIC
 CASH INVESTED - TEXSTAR
 FUND TOTALS

30,613.60	1,788.71	885.21	31,517.10
17,578.86	35.66	.00	17,614.52
.00	.00	.00	.00
.00	.00	.00	.00
48,192.46	1,824.37	885.21	49,131.62

2019 040 LAW LIBRARY

CASH - LAW LIBRARY
 INVESTMENTS - LOGIC
 CASH INVESTED - TEXSTAR
 FUND TOTALS

30,291.43	2,062.71	460.00	31,894.14
105,441.85	213.77	.00	105,655.62
25,963.73	54.13	.00	26,017.86
.00	.00	.00	.00
161,697.01	2,330.61	460.00	163,567.62

2019 041 CC LIBRARY FUND

CASH - COOKE COUNRV LIBRA
 INVESTMENTS - LOGIC
 CASH INVESTED - TEXSTAR
 FUND TOTALS

13,740.17	2,388.35	3,402.70	12,723.82
28,245.53	57.25	.00	28,302.78
.00	.00	.00	.00
31,048.03	63.09	.00	31,111.03
.00	.00	.00	.00
73,033.73	2,506.60	3,402.70	72,133.63

2019 042 CC HISTORICAL COMM.

CASH - COOKE CO. HISTORIC
 FUND TOTALS

3,540.01	2.61	.00	3,542.62
3,540.01	2.61	.00	3,542.62

2019 043 JP COURTHOUSE SECURITY

CASH - JP COURTHOUSE SECURITY
 INVESTMENTS - LOGIC
 CASH INVESTED - TEXSTAR
 FUND TOTALS

9,837.08	448.92	.00	10,286.00
5,250.43	10.63	.00	5,261.06

ACCOUNT NAME	BEGINNING CASH BALANCE	CASH RECEIPTS	CASH DISBURSEMENTS	ENDING CASH BALANCE
CASH INVESTED - LOGIC	.00	.00	.00	.00
CASH INVESTED - TEXSTAR	10,415.65	21.13	.00	10,436.78
FUND TOTALS	25,503.16	480.66	.00	25,983.84

ACCOUNT NAME	BEGINNING CASH BALANCE	CASH RECEIPTS	CASH DISBURSEMENTS	ENDING CASH BALANCE
CASH - COURTHOUSE SECURITY	30,893.85	2,819.49	375.00-	33,338.34
CASH INVESTED	101,562.70	205.92	.00	101,768.62
CASH INVESTED - LOGIC	52,105.67	108.62	.00	52,214.29
CASH INVESTED - TEXSTAR	67,172.19	136.28	.00	67,308.47
FUND TOTALS	251,724.41	3,270.31	375.00-	254,629.72

ACCOUNT NAME	BEGINNING CASH BALANCE	CASH RECEIPTS	CASH DISBURSEMENTS	ENDING CASH BALANCE
CASH - FLOOD DAMAGE	.00	.00	.00	.00
CASH INVESTED - TEXPOOL	.00	.00	.00	.00
CASH INVESTED - LOGIC	.00	.00	.00	.00
FUND TOTALS	.00	.00	.00	.00

ACCOUNT NAME	BEGINNING CASH BALANCE	CASH RECEIPTS	CASH DISBURSEMENTS	ENDING CASH BALANCE
CASH - CHAPTER 19	222.66-	.00	1.45-	224.11-
INVESTMENTS	.00	.00	.00	.00
FUND TOTALS	222.66-	.00	1.45-	224.11-

ACCOUNT NAME	BEGINNING CASH BALANCE	CASH RECEIPTS	CASH DISBURSEMENTS	ENDING CASH BALANCE
CASH - CC RECORDS MANAGEMENT	1,831.36	82.50	.00	1,913.86
INVESTMENTS - TEXPOOL	.00	.00	.00	.00
FUND TOTALS	1,831.36	82.50	.00	1,913.86

ACCOUNT NAME	BEGINNING CASH BALANCE	CASH RECEIPTS	CASH DISBURSEMENTS	ENDING CASH BALANCE
CASH - RECORDS MANAGEMENT	6,082.17	31,820.76	7,469.04-	30,433.89
CASH INVESTED - TEXPOOL	19,528.96	39.61	.00	19,568.57
CASH INVESTED - LOGIC	54,863.04	114.41	.00	54,977.45
CASH INVESTED - TEXSTAR	46,305.99	74.55	30,000.00-	16,380.54
FUND TOTALS	126,780.16	32,049.33	37,469.04-	121,360.45

ACCOUNT NAME	BEGINNING CASH BALANCE	CASH RECEIPTS	CASH DISBURSEMENTS	ENDING CASH BALANCE
CASH - RECORDS PRESERVATION	41,227.16	9,259.53	20,000.00-	30,486.69
CASH INVESTED - TEXPOOL	35,513.40	20,103.23	.00	55,616.63
CASH INVESTED - LOGIC	.00	.00	.00	.00
CASH INVESTED - TEXSTAR	35,494.81	72.01	.00	35,566.82
FUND TOTALS	112,234.97	29,434.77	20,000.00-	121,669.74

ACCOUNT NAME	BEGINNING CASH BALANCE	CASH RECEIPTS	CASH DISBURSEMENTS	ENDING CASH BALANCE
CASH - D C RECORDS MANAGEMENT	15,464.17	348.31	.00	15,812.48
CASH INVESTED	15,693.86	31.82	.00	15,725.68
CASH INVESTED - LOGIC	.00	.00	.00	.00
CASH INVESTED - TEXSTAR	.00	.00	.00	.00
FUND TOTALS	31,158.03	380.13	.00	31,538.16

ACCOUNT NAME	BEGINNING CASH BALANCE	CASH RECEIPTS	CASH DISBURSEMENTS	ENDING CASH BALANCE
DISTRICT CLERK ARCHIVE	17,899.55	308.30	.00	18,207.85
INVESTMENTS	4,184.72	8.46	.00	4,193.18
CASH INVESTED - LOGIC	.00	.00	.00	.00
CASH INVESTED - TEXSTAR	.00	.00	.00	.00
FUND TOTALS	22,084.27	316.76	.00	22,401.03

ACCOUNT NAME	BEGINNING CASH BALANCE	CASH RECEIPTS	CASH DISBURSEMENTS	ENDING CASH BALANCE
COUNTY CLERK ARCHIVE FEE	19,950.11	8,336.39	.00	28,286.50
-RECORDS ARCHIVE				

ACCOUNT NAME	BEGINNING CASH BALANCE	CASH RECEIPTS	CASH DISBURSEMENTS	ENDING CASH BALANCE
INVESTMENTS	56,947.22	135.50	.00	57,082.72
CASH INVESTED - LOGIC	25,963.72	54.13	.00	26,017.86
CASH INVESTED - TEXSTAR	41,233.13	81.41	.00	41,216.54
FUND TOTALS	143,994.19	81,589.43	.00	122,883.68

2019 053 CA CHECK COLLECTING

CASH - CHECK COLLECTING &	648.41	75.00	157.92-	565.49
CASH INVESTED	2,672.33	5.39	.00	2,677.72
CASH INVESTED - LOGIC	.00	.00	.00	.00
CASH INVESTED - TEXSTAR	.00	.00	.00	.00
FUND TOTALS	3,320.74	80.39	157.92-	3,243.21

2019 054 DA CHECK COLLECTING

CASH - DA CHECK COLLECTING	150.34	.00	.00	150.34
CASH INVESTED	.00	.00	.00	.00
FUND TOTALS	150.34	.00	.00	150.34

2019 055 CO ATTY FORFEITURE

FUND TOTALS	.00	.00	.00	.00
-------------	-----	-----	-----	-----

2019 056 DISTRICT ATTY FORFEITURE

CASH - D.A. FORFEITURE FU	14,693.84	1,815.39	2,526.49-	13,982.74
CASH INVESTED - TEXPOOL	31,427.97	63.72	.00	31,491.69
CASH INVESTED - LOGIC	29,963.73	54.13	.00	28,017.86
CASH INVESTED - TEXSTAR	25,860.55	52.47	.00	25,913.02
FUND TOTALS	97,946.09	1,985.71	2,526.49-	97,405.31

2019 057 D A SEIZURE FUND

CASH - SEIZURE-LAW	71,920.64	3,371.00	5,019.40-	70,272.24
INVESTMENTS	.00	.00	.00	.00
FUND TOTALS	71,920.64	3,371.00	5,019.40-	70,272.24

2019 058 SHERIFF FORFEITURE

CASH - SHERIFF FORFEITURE	90,858.18	47.35	50,000.00-	40,905.53
INVESTMENTS	44,238.35	50,167.65	.00	94,406.00
CASH INVESTED - LOGIC	25,963.73	54.13	.00	26,017.86
CASH INVESTED - TEXSTAR	40,913.58	83.00	.00	40,996.58
FUND TOTALS	201,973.84	50,352.13	50,000.00-	202,325.97

2019 059 JAIL COMMISSARY

CASH - JAIL COMMISSARY	21,796.55	5,115.46	398.53-	26,513.48
CASH INVESTED - TEXPOOL	81,521.02	165.33	.00	81,686.35
CASH INVESTED - LOGIC	40,636.39	.00	.00	40,718.82
CASH INVESTED - TEXSTAR	143,953.96	82.43	.00	143,918.65
FUND TOTALS	287,907.92	5,365.22	398.53-	293,574.61

2019 061 2004 GO REPUNDING DEBT SERVICE

CASH - 2004 GO REPUNDING D/S	27,072.71	5,601.84	.00	32,674.55
CASH INVESTED - TEXPOOL	118,652.75	240.64	.00	118,893.39
CASH INVESTED - LOGIC	181,388.34	378.20	.00	181,766.54
CASH INVESTED - TEXSTAR	224,521.94	435.43	.00	224,977.37
T-BILL INVESTMENTS	.00	.00	.00	.00
FUND TOTALS	531,635.74	6,676.11	.00	538,311.85

2019 088 STATE FEES

CASH - STATE FEES	67,567.38	131,612.78	167,181.59-	31,998.57
CASH INVESTED	48,613.46	72.78	40,000.00-	8,686.24

ACCOUNT NAME	BEGINNING CASH BALANCE	CASH RECEIPTS	CASH DISBURSEMENTS	ENDING CASH BALANCE
2019 090 OFFICER'S TRUST				
CASH- OFFICERS TRUST	.00	.00	.00	.00
CASH INVESTED	.00	.00	.00	.00
CASH INVESTED - LOGIC	.00	.00	.00	.00
FUND TOTALS	.00	.00	.00	.00
2019 091 LIBRARY TRUST - LIDDELL				
CASH-LIBRARY TRUST/LIDDELL	860.31	71.71	.00	932.02
CD INVESTMENT	15,000.00	.00	.00	15,000.00
FUND TOTALS	15,860.31	71.71	.00	15,932.02
2019 092 LIBRARY TRUST - ROSENSTEIN				
CASH-LIBRARY TRUST/ROSENSTEIN	769.41	.56	.00	769.97
CD INVESTMENT	19,000.00	.00	.00	19,000.00
FUND TOTALS	19,769.41	.56	.00	19,769.97
2019 098 PAYROLL CLEARING				
CASH - PAYROLL CLEARING	.00	1,070,470.15	1,070,470.15	.00
INVESTMENTS	.00	.00	.00	.00
FUND TOTALS	.00	1,070,470.15	1,070,470.15	.00
2019 100 CHILD ABUSE PREVENTION FUND				
CASH-CHILD ABUSE PREVENTION	341.11	2.75	.00	343.86
CASH INVESTED	.00	.00	.00	.00
FUND TOTALS	341.11	2.75	.00	343.86
2019 101 PRETRIAL DIVERSION				
CASH-PRETRIAL DIVERSION	12,838.00	180.00	.00	13,018.00
CASH INVESTED	.00	.00	.00	.00
CASH INVESTED - LOGIC	.00	.00	.00	.00
FUND TOTALS	12,838.00	180.00	.00	13,018.00
2019 102 HOTEL OCCUPANCY TAX FUND				
CASH - HOTEL OCCUPANCY TAX	35,825.61	28,149.19	25,000.00	38,974.80
CASH INVESTED - TEXPOOL	126,805.99	25,286.11	.00	152,102.10
CASH INVESTED - LOGIC	.00	.00	.00	.00
CASH INVESTED - TEXTSTAR	126,811.65	257.24	.00	127,068.89
FUND TOTALS	289,443.25	53,702.54	25,000.00	318,145.79
GRAND TOTALS	37,712,134.65	2,922,652.34	4,708,800.34	35,925,986.65