

AFFIDAVIT

STATE OF TEXAS

COUNTY OF COOKE

The members of the Commissioners' Court of Cooke County, Texas, state as follows:

The requirement of Subsection (C) of the Texas Local Government Code, §114.026 have been met for the term of February, 2019. The amount of cash and other assets in the custody of the County Treasurer at the time of examination are:


Cash (includes on hand, money market accounts, and short term investments) \$ 41,500,487.97

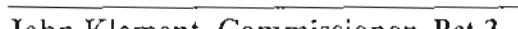
Other Assets (long term investments) \$ 0.00.

Sworn to and subscribed this 25 day of March, 2019.


Jason Brinkley, Cooke County Judge



Gary Hollowell, Commissioner, Pct 1



Jason Snuggs, Commissioner, Pct 2


John Klement, Commissioner, Pct 3


Leon Klement, Commissioner, Pct 4

ATTEST:



Pam Harrison, County Clerk

FILED FOR RECORD
19 MAR 25 PM 1:36
PAM HARRISON
COUNTY CLERK, COOKE CO. TX
BY  DEPUTY


FINANCIAL REPORTS


February 2019


In accordance with Local Government Code 114.026, this affidavit states the current cash and reports in the custody of the county treasurer as of this date of February 28, 2019.



Jason Brinkley,
Cooke County Judge


Pam Harrison,
Cooke County Clerk


Gary Hollowell,
Commissioner Pct. #1


Jason Snuggs,
Commissioner Pct. #2



John Klement,
Commission Pct. #3


Leon Klement
Commissioner Pct. #4

FILED FOR RECORD

19 MAR 25 PM 1:36

PAM HARRISON
COUNTY CLERK, COOKE CO. TX

BY  DEPUTY

TOTALS

PRIOR MONTH ENDING BANK STATEMENT BALANCE \$5,447,832.24 209
 CLEARED DEPOSITS \$6,007,096.57 2
 CLEARED ADDITIONS \$104,913.93 500
 CLEARED CHECKS \$2,126,170.21- 6
 CLEARED DEDUCTIONS \$3,858,517.44-

CURRENT MONTH ENDING BANK STATEMENT BALANCE \$5,575,105.09

CURRENT MONTH ENDING BANK STATEMENT BALANCE \$5,575,105.09
 OUTSTANDING DEPOSITS \$.00
 OUTSTANDING ADDITIONS \$913,812.94- 559
 OUTSTANDING CHECKS \$2,240.04- 1
 OUTSTANDING DEDUCTIONS

RECONCILED BOOK BALANCE \$4,659,052.11

ENDING STATEMENT DATE 02/28/2019 CLERK: PB

TOTALS

PRIOR MONTH ENDING BANK STATEMENT BALANCE \$591,473.87 2
 CLEARED DEPOSITS \$1,056,741.32
 CLEARED ADDITIONS \$.00
 CLEARED CHECKS \$685,209.92- 32
 CLEARED DEDUCTIONS \$364,515.95- 4

CURRENT MONTH ENDING BANK STATEMENT BALANCE \$598,489.32

CURRENT MONTH ENDING BANK STATEMENT BALANCE \$598,489.32
 OUTSTANDING DEPOSITS \$.00
 OUTSTANDING ADDITIONS \$.00
 OUTSTANDING CHECKS \$2,637.23- 3
 OUTSTANDING DEDUCTIONS \$.00

RECONCILED BOOK BALANCE \$595,852.09

ENDING STATEMENT DATE 02/28/2019 CLERK: PB



MONTHLY REPORT

February 2019

PATTY BRENNAN

COOKE COUNTY TREASURER

PAGE 1 02/28/19 19:39:34
HOLDINGS BAPN032N
CC1 PROD

FEDERAL RESERVE BANK PLEDGEE

DISTRB PT J1
AS OF CLOSE OF BUSINESS 02-28-2019

PLEDGEE: COOKE COUNTY
100 S. DIXON
RM. 106

J7BM INSTITUTION ID: #J7BM

GAINESVILLE TX 76240

HOLDER : 081500862 - LANDMARK BANK

RESP FRB:H1

ACCOUNT: J7BM - *COOKE COUNTY

CUSIP #

BVF

PAR

BALANCE	BOOK VALUE		
3130A1XJ2	2.875 FHLB 24 RK	06-14-24	1.0000000000
800,000.00	800,000.00		
3130A5R35	2.875 FHLB 25 TG	06-13-25	1.0000000000
500,000.00	500,000.00		
31300LVH5	FMAR 848716 G	01-01-37	0.2285522200
200,000.00	45,710.44		
3133EJQC6	FCFR 03LI BR 20/02	02-25-20	1.0000000000
400,000.00	400,000.00		
3133EJRS0	FCFR 03LI BY 20/06	06-15-20	1.0000000000
2,000,000.00	2,000,000.00		
3133TTX48	FGRA 2326ZQ 06/15/31	06-15-31	0.0860830100
300,000.00	25,824.90		
3133XDVS7	5.25 FHLB 20 EK	12-11-20	1.0000000000
700,000.00	700,000.00		
3133X8L34	5.365 FHLB 24 EE	09-09-24	1.0000000000
2,000,000.00	2,000,000.00		
3133732Y7	3.625 FHLB 21 IR	03-12-21	1.0000000000
1,000,000.00	1,000,000.00		
3136ACLE9	FNRM RC025BD R13F025	03-25-33	0.4072473300
1,400,000.00	570,146.26		
3136ACU25	FNRM RC015DC R13F015	03-25-33	0.4288690100
500,000.00	214,434.51		
3136AKJK0	FNRM CL041CM R14F041	06-25-40	0.4675882700
1,000,000.00	467,588.27		
3137B1CT7	FGRM 4195LH 12/15/31	12-15-31	0.3907343200
600,000.00	234,440.59		
31392WB41	FGRM 2512PG 10/15/22	10-15-22	0.0984891800
400,000.00	39,395.67		
31394H2Q3	FGRM 2662DH 08/15/23	08-15-23	0.3031839700
1,200,000.00	363,820.76		
31395HVM9	FGRA 2896BZ 11/15/34	11-15-34	0.9048164700
200,000.00	180,963.29		
38374F2L7	GNRM 2004-24 ZM	04-20-34	0.7386136480
700,000.00	517,029.55		
			SUBTOTAL:
13,900,000.00	10,059,354.24		

13,900,000.00

10,059,354.24

GRAND TOTAL :



PROSPERITY BANK

EL CAMPO, TX

Pledge Security Listing

February 28, 2019

ID	CUSTP	Description	Safetkeeping Location	Safetkeeping Receipt	Coupon	Maturity Date	Call Date	Moody	S&P	Fitch	ASC 320	Face Amount	Current Par	Current Book Value	Market Value	Gain(Loss)
COOKE COUNTY																
2047	3128WBNM1	FHLMC #612885	FHLB	X	5.00	06/01/2021		AAA	AA+	AAA	HTM	157,950	1,533.08	1,533.08	1,596.98	13.90
2107	314105558	FNMMA #889257	FHLB	X	5.00	04/01/2021		AAA	AA+	AAA	HTM	105,405	819.80	819.81	827.17	7.36
3643	3128WBNM1	FHLMC #518459	FHLB		2.00	06/01/2028		AAA	AA+	AAA	HTM	212,158	94,407.19	94,518.50	91,837.67	(2,780.83)
Total for COOKE COUNTY												475,513	96,759.98	96,971.39	94,211.82	(2,759.57)

Although the information in this report has been obtained from sources believed to be reliable, its accuracy cannot be guaranteed.

Pledge Inventory Report

Landmark Bank
 Columbia, MO
 FROM 2/1/2019 TO 2/28/2019

Customer ID: 5961
 Report Date: 3/1/2019
 PAS Rep: Vance Roe
 Account Rep: Bob Fitzpatrick

Cusip	Description	Maturity Date	Intnt	S&P	Market Price Dt	Original Face	Book Value
Ticket	Location Code/Name	Group	Coupon	Moody	Maturity (Yr)	Par	Market Value
Pledged: J7BM - COOKE COUNTY							
3133EJQC6	FED FARM CR BK	02/25/2020	AFS	AA+	2/28/2019	400,000.00	400,074.71
1142450	FED - FEDERAL RESERVE BANK	AG2	2.46925	Aaa	0.99	400,000.00	399,903.99
3133EJRS0	FED FARM CR BK	06/15/2020	AFS	AA+	2/28/2019	2,000,000.00	2,000,799.32
1143713	FED - FEDERAL RESERVE BANK	AG2	2.58819	Aaa	1.30	2,000,000.00	1,998,459.94
3130A1XJ2	FED HOME LN BK	06/14/2024	AFS	AA+	2/28/2019	800,000.00	823,597.82
1104690	FED - FEDERAL RESERVE BANK	AGY	2.87500	Aaa	5.30	800,000.00	808,864.02
3130A5R35	FEDERAL HOME LOAN BA	06/13/2025	AFS	AA+	2/28/2019	400,000.00	413,391.81
1102932	FED - FEDERAL RESERVE BANK	AGY	2.87500	Aaa	6.29	400,000.00	403,216.00
3130A5R35	FEDERAL HOME LOAN BA	06/13/2025	AFS	AA+	2/28/2019	100,000.00	102,579.68
1104689	FED - FEDERAL RESERVE BANK	AGY	2.87500	Aaa	6.29	100,000.00	100,804.00
3133732Y7	FED HOME LN BK	03/12/2021	AFS	AA+	2/28/2019	1,000,000.00	1,021,898.45
1131459	FED - FEDERAL RESERVE BANK	AGY	3.82500	Aaa	2.04	1,000,000.00	1,020,609.97
3133X8L34	FED HOME LN BK	09/09/2024	AFS	AA+	2/28/2019	2,000,000.00	2,313,812.76
1087540	FED - FEDERAL RESERVE BANK	AGY	5.36500	Aaa	5.53	2,000,000.00	2,266,680.00
3133XDVST	FED HOME LN BK	12/11/2020	AFS	AA+	2/28/2019	700,000.00	739,281.24
933583	FED - FEDERAL RESERVE BANK	AGY	5.25000	Aaa	1.79	700,000.00	732,151.01
31300LVH5	FHLMC ARM POOL #8487	01/01/2037	AFS	AA+	2/28/2019	200,000.00	48,460.25
851172	FED - FEDERAL RESERVE BANK	MB3	4.51600	Aaa	17.85	45,710.44	48,050.82
3133TTX48	fhmc termic ser 2326	06/15/2031	AFS	NR	2/28/2019	300,000.00	28,531.14
783451	FED - FEDERAL RESERVE BANK	MB4	6.50000	NR	12.30	25,824.90	28,277.07
3136ACLE9	FNN13025 BD	03/25/2033	AFS	NR	2/28/2019	1,400,000.00	557,648.98
879680	FED - FEDERAL RESERVE BANK	MB4	2.00000	NR	14.08	570,146.26	552,636.33
3136ACU25	FNN13015 DC	03/25/2033	AFS	NR	2/28/2019	500,000.00	209,989.74
881004	FED - FEDERAL RESERVE BANK	MB4	2.00000	NR	14.08	214,434.51	206,144.72
3136AKJK0	FNR 2014-41 CM	06/25/2040	AFS	NR	2/28/2019	1,000,000.00	451,235.00
916714	FED - FEDERAL RESERVE BANK	MB4	1.50000	NR	21.34	467,588.27	450,293.30

This report reflects information submitted to us by the customer. It is not intended to be used as the official record of safekeeping location and/or pledged holdings. This information should be provided by the customer's safekeeper.

Pledge Inventory Report

Landmark Bank
Columbia, MO
FROM 2/1/2019 TO 2/28/2019

Customer ID: 5961
Report Date: 3/1/2019
PAS Rep: Vance Roe
Account Rep: Bob Fitzpatrick

Cusip	Description	Maturity Date	Intert	S&P	Market Price Dt	Original Face	Book Value
Ticket	Location Code/Name	Group	Coupon	Moody	Maturity (Yr)	Par	Market Value
Pledged: J7BM - COOKE COUNTY							
313781CT7	FHL4195 LH	12/15/2031	AFS	NR	2/28/2019	600,000.00	228,113.74
882821	FED - FEDERAL RESERVE BANK	MB4	1.50000	NR	12.80	234,440.59	222,773.27
31392WB41	FHL2512 PG	10/15/2022	AFS	NR	2/28/2019	400,000.00	40,961.47
719835	FED - FEDERAL RESERVE BANK	MB4	5.50000	NR	3.63	39,395.67	40,191.84
31394H2O3	FHL2662 DH	08/15/2023	AFS	NR	2/28/2019	1,200,000.00	379,465.17
887207	FED - FEDERAL RESERVE BANK	MB4	5.00000	NR	4.46	363,820.76	375,312.71
31395HVM9	FHL2896 BZ	11/15/2034	AFS	NR	2/28/2019	200,000.00	195,119.55
856892	FED - FEDERAL RESERVE BANK	MB4	5.00000	NR	15.72	180,963.29	190,479.42
38374F2L7	GNM04024 ZM	04/20/2034	AFS	NR	2/28/2019	700,000.00	568,372.35
844136	FED - FEDERAL RESERVE BANK	MB4	5.00000	NR	15.15	517,029.55	554,728.35
18	Total Pledged: J7BM - COOKE COUNTY					13,900,000.00	10,523,333.18
						10,059,354.24	10,399,576.76

This report reflects information submitted to us by the customer. It is not intended to be used as the official record of safekeeping location and/or pledged holdings. This information should be provided by the customer's safekeeper.

Landmark Bank, N.A.

Cooke County

As of: Thursday, February 28, 2019

Detail Section:

<u>Account No.</u>	<u>Balance</u>	<u>Int Rate</u>	<u>Type</u>	<u>Officer</u>
28002408	\$0	0.00%	TDSV	R1B
28002416	\$0	0.00%	TDSV	R1B
28900090	\$598,489	0.00%	CK	R1B
28900287	\$5,575,105	0.70%	CK	R1B
28900325	\$11,000	0.00%	CK	R1B
28900333	\$0	0.00%	CK	R1B
28900341	\$0	0.00%	CK	R1B
28900368	\$73,709	0.70%	CK	R1B
28900376	\$66,706	0.00%	CK	R1B
28900384	\$64	0.00%	CK	R1B
28900392	\$1,371	0.00%	CK	R1B
28900406	\$42,274	0.00%	CK	R1B
28900414	\$263	0.00%	CK	R1B
28900422	\$0	0.00%	CK	R1B
28900449	\$0	0.00%	CK	R1B
28900457	\$0	0.00%	CK	R1B
28900465	\$0	0.00%	CK	R1B
28900481	\$353,349	0.00%	CK	R1B
28900511	\$1,443	0.00%	CK	R1B
28900538	\$2,016	0.00%	CK	R1B
28901259	\$3,535	0.00%	CK	ELE
28901593	\$12,296	0.00%	CK	JDH
4170003539	\$62,300	0.00%	CK	R1B
4170009684	\$0	0.00%	CK	R1B
4170009700	\$4,034	0.00%	CK	R1B
4170013934	\$0	0.00%	CK	JDH
4170023065	\$0	0.00%	CK	R1B
4170045332	\$14,319	0.00%	CK	T1G
4170049177	\$0	0.00%	CK	T1G
4170056479	\$578,631	0.00%	CK	T1G
4170056487	\$13,500	0.00%	CK	T1G
4170800744	\$0	0.00%	TDSV	JDH
4170800751	\$0	0.00%	TDSV	JDH
4170801528	\$0	0.00%	TDSV	R1B
4170801536	\$0	0.00%	TDSV	R1B
4170802286	\$0	0.00%	TDSV	JDH
4170802294	\$0	0.00%	TDSV	JDH
4170802849	\$0	0.00%	TDSV	JDH

3/4/2019 3:57:36 PM

4170802856	\$0	0.00%	TDSV	JDH
4170803896	\$0	0.00%	TDSV	R1B
4170803904	\$0	0.00%	TDSV	R1B
4170804019	\$0	0.00%	TDSV	R1B
4170804142	\$0	0.00%	TDSV	R1B
4170804159	\$0	0.00%	TDSV	R1B
4170804415	\$0	0.00%	TDSV	T1G
4170804423	\$0	0.00%	TDSV	T1G
4170804761	\$0	0.00%	TDSV	T1G
4170804779	\$0	0.00%	TDSV	T1G
4170805073	\$0	0.00%	TDSV	T1G
4170805081	\$0	0.00%	TDSV	T1G
4170805198	\$8,000	1.05%	TDSV	JDH
4170805677	\$0	0.00%	TDSV	T1G
4170805685	\$0	0.00%	TDSV	T1G
4170806451	\$0	0.00%	TDSV	T1G
4170806469	\$0	0.00%	TDSV	T1G
4170806691	\$0	0.00%	TDSV	T1G
4170806709	\$0	0.00%	TDSV	T1G
4170807095	\$500,000	1.93%	TDSV	T1G
4170807103	\$500,000	1.93%	TDSV	T1G
4170807822	\$7,500	1.90%	TDSV	T1G
4170807830	\$7,500	1.90%	TDSV	T1G

Collateral Section:

<u>Description / LOC No.</u>	<u>Amount</u>	<u>Maturity Date</u>
Securities - Market Value	\$10,396,697	(See add'l report)

Pledge Report Summary:

Total Deposits	\$ 8,437,404
Plus Additional Coverage (per Agreement)	\$ 0
Total Collateral Needed	<u>\$ 8,437,404</u>
Collateral Pledged	\$ 10,396,697
FDIC Insurance	\$ 250,000
Total Collateral Provided	<u>\$ 10,646,697</u>
Total Public Funding Excess / (Needed)	<u><u>\$ 2,209,293</u></u>

INVESTMENTS-TEXPOOL
PATTY BRENNAN, COOKE COUNTY TREASURER
FEBRUARY 2019

ACCT NAME	BALANCE FORWARD	DEPOSITS	WITH-DRAWALS	CURRENT INTEREST	ENDING BALANCE
GENERAL	\$ 7,286,442.95	\$ 650,000.00	\$ -	\$ 14,198.34	\$ 7,950,641.29
R & B -1	\$ 640,635.92	\$ 105,000.00	\$ -	\$ 1,304.71	\$ 746,940.63
R & B -2	\$ 506,124.94	\$ 55,000.00	\$ -	\$ 998.11	\$ 562,123.05
R & B -3	\$ 549,751.22	\$ 55,000.00	\$ -	\$ 1,078.39	\$ 605,829.61
R & B -4	\$ 798,803.47	\$ 80,000.00	\$ -	\$ 1,565.99	\$ 880,369.46
FM & L	\$ 326,844.97	\$ -	\$ -	\$ 601.08	\$ 327,446.05
STATE FUNDS	\$ 8,327.15	\$ 25,000.00	\$ -	\$ 44.93	\$ 33,372.08
TJPC	\$ 12,825.43	\$ -	\$ -	\$ 23.61	\$ 12,849.04
DIST CLK PRESERVATION	\$ 10,357.66	\$ -	\$ -	\$ 19.05	\$ 10,376.71
COUNTY/DIST TECH	\$ 1,570.72	\$ -	\$ -	\$ 2.81	\$ 1,573.53
ADULT PROB	\$ 218,351.13	\$ -	\$ -	\$ 401.53	\$ 218,752.66
JUV-ISP	\$ 4,958.49	\$ -	\$ -	\$ 9.14	\$ 4,967.63
COURT REP	\$ 43,655.38	\$ -	\$ -	\$ 80.30	\$ 43,735.68
PERM IMP	\$ 1,171,997.15	\$ 110,000.00	\$ 100,000.00	\$ 2,245.85	\$ 1,184,243.00
LAW ENFORCEMENT ED	\$ 10,355.49	\$ -	\$ -	\$ 19.05	\$ 10,374.54
JP-CH SECURITY	\$ 5,198.81	\$ -	\$ -	\$ 9.53	\$ 5,208.34
DIST CLK RECORDS MGMT	\$ 15,539.58	\$ -	\$ -	\$ 28.60	\$ 15,568.18
DIST CLK ARCHIVE	\$ 4,143.63	\$ -	\$ -	\$ 7.57	\$ 4,151.20
COUNTY ATTY CHECK COLLECT	\$ 2,646.14	\$ -	\$ -	\$ 4.77	\$ 2,650.91
LAW LIBRARY	\$ 104,405.34	\$ -	\$ -	\$ 192.04	\$ 104,597.38
JP TECH	\$ 17,406.07	\$ -	\$ -	\$ 32.01	\$ 17,438.08
C H SECURITY	\$ 136,415.09	\$ -	\$ -	\$ 250.87	\$ 136,665.96
REC MGMT	\$ 19,336.97	\$ -	\$ -	\$ 35.59	\$ 19,372.56
REC PRESV	\$ 20,230.87	\$ 5,000.00	\$ -	\$ 43.10	\$ 25,273.97
LIBRARY	\$ 27,967.87	\$ -	\$ -	\$ 51.41	\$ 28,019.28
ARCHIVE	\$ 56,387.51	\$ -	\$ -	\$ 103.70	\$ 56,491.21
DIST ATTY FORFEITURE	\$ 31,119.07	\$ -	\$ -	\$ 57.19	\$ 31,176.26
SHERIFF FORFEITURE	\$ 38,835.12	\$ -	\$ -	\$ 71.40	\$ 38,906.52
JAIL COMMISSARY	\$ 80,719.86	\$ -	\$ -	\$ 148.40	\$ 80,868.26
2004 GO-REFUNDING	\$ 422,817.06	\$ -	\$ 400,000.00	\$ 356.24	\$ 23,173.30
HOTEL/MOTEL TAX	\$ 85,734.14	\$ 15,000.00	\$ -	\$ 175.43	\$ 100,909.57
TOTAL: TREAS FUND	\$ 12,659,905.20	\$ 1,100,000.00	\$ 500,000.00	\$ 24,160.74	\$ 13,284,065.94

YEAR - TO - DATE INTEREST	BAL FORWARD:	CURRENT INT.:	BALANCE:
	\$ 76,238.47	\$ 24,160.74	\$ 100,399.21

AVG. YEILD FOR FEB 2019 2.40% MKT VALUE/ SHARI \$ 1.00

INVESTMENTS-TEX STAR
PATTY BRENNAN, COOKE COUNTY TREASURER
FEBRUARY 2019

ACCT NAME	BALANCE FORWARD	DEPOSITS	WITH-DRAWALS	CURRENT INTEREST	ENDING BALANCE
GENERAL	\$ 6,867,744.07	\$ 1,150,000.00	\$ -	\$ 14,036.26	\$ 8,031,780.33
R & B -1	\$ 660,551.47	\$ 55,000.00	\$ -	\$ 1,283.58	\$ 716,835.05
R & B -2	\$ 451,075.11	\$ 55,000.00	\$ -	\$ 897.91	\$ 506,973.02
R & B -3	\$ 548,456.68	\$ 55,000.00	\$ -	\$ 1,077.24	\$ 604,533.92
R & B -4	\$ 798,583.09	\$ 80,000.00	\$ -	\$ 1,567.37	\$ 880,150.46
FM & L	\$ 334,632.92	\$ -	\$ -	\$ 616.12	\$ 335,249.04
ADULT PROBATION	\$ 218,837.77	\$ -	\$ -	\$ 402.94	\$ 219,240.71
PERM IMP	\$ 1,177,412.35	\$ 60,000.00	\$ 100,000.00	\$ 2,107.33	\$ 1,139,519.68
CC LIBRARY	\$ 30,743.18	\$ -	\$ -	\$ 56.59	\$ 30,799.77
JP- CH SECURITY	\$ 10,313.32	\$ -	\$ -	\$ 18.99	\$ 10,332.31
COURTHOUSE SECURITY	\$ 66,512.46	\$ -	\$ -	\$ 122.48	\$ 66,634.94
RECORDS MANAGEMENT	\$ 45,851.22	\$ -	\$ -	\$ 84.42	\$ 45,935.64
RECORDS PRESERVATION	\$ 20,212.28	\$ 5,000.00	\$ -	\$ 43.16	\$ 25,255.44
ARCHIVE FEES	\$ 40,729.21	\$ -	\$ -	\$ 74.98	\$ 40,804.19
2012 GO REFUNDING	\$ 397,153.30	\$ 200,000.00	\$ 375,000.00	\$ 572.99	\$ 222,726.29
STATE FEES	\$ 5,289.68	\$ 25,000.00	\$ -	\$ 39.35	\$ 30,329.03
DIST ATTY FORFEITURE	\$ 25,606.57	\$ -	\$ -	\$ 47.13	\$ 25,653.70
SHERIFF FORFEITURE	\$ 25,606.57	\$ -	\$ -	\$ 47.13	\$ 25,653.70
JAIL COMMISSARY	\$ 40,237.27	\$ -	\$ -	\$ 74.09	\$ 40,311.36
HOTEL/MOTEL TAX	\$ 85,740.70	\$ 15,000.00	\$ -	\$ 175.64	\$ 100,916.34
TOTAL: TREAS FUND	<u>\$ 11,851,289.22</u>	<u>\$ 1,700,000.00</u>	<u>\$ 475,000.00</u>	<u>\$ 23,345.70</u>	<u>\$ 13,099,634.92</u>

YEAR - TO - DATE INTEREST	BAL FORWARD	CURRENT INT.	BALANCE
	\$ 72,597.01	\$ 23,345.70	\$ 95,942.71

AVG. YEILD FOR FEB 2019 2.40% MKT VALUE / SHARE \$ 1.00

INVESTMENTS-LOGIC
 PATTY BRENNAN, COOKE COUNTY TREASURER
 FEBRUARY 2019

ACCT NAME	BALANCE FORWARD	DEPOSITS	WITH- DRAWALS	CURRENT INTEREST	ENDING BALANCE
GENERAL	\$ 3,085,298.01	\$ 100,000.00	\$ -	\$ 6,339.30	\$ 3,191,637.31
R & B -1	\$ 360,390.63	\$ 25,000.00	\$ -	\$ 762.39	\$ 386,153.02
R & B -2	\$ 206,239.51	\$ 75,000.00	\$ -	\$ 518.21	\$ 281,757.72
R & B -3	\$ 282,342.47	\$ 75,000.00	\$ -	\$ 670.54	\$ 358,013.01
R & B -4	\$ 357,516.13	\$ 25,000.00	\$ -	\$ 756.64	\$ 383,272.77
FM & L	\$ 103,119.67	\$ -	\$ -	\$ 206.41	\$ 103,326.08
ADULT PROBATION	\$ 154,503.45	\$ -	\$ -	\$ 309.23	\$ 154,812.68
PERM IMP	\$ 462,849.90	\$ 35,000.00	\$ -	\$ 983.92	\$ 498,833.82
LAW LIBRARY	\$ 25,691.78	\$ -	\$ -	\$ 51.43	\$ 25,743.21
COURTHOUSE SECURITY	\$ 51,559.92	\$ -	\$ -	\$ 103.18	\$ 51,663.10
RECORDS MANAGEMENT	\$ 54,288.38	\$ -	\$ -	\$ 108.66	\$ 54,397.04
ARCHIVE FEES	\$ 25,691.78	\$ -	\$ -	\$ 51.43	\$ 25,743.21
DIST ATTY FORFEITURE	\$ 25,691.78	\$ -	\$ -	\$ 51.43	\$ 25,743.21
SHERIFF FOREITURE	\$ 25,691.78	\$ -	\$ -	\$ 51.43	\$ 25,743.21
2012 GO REFUNDING	\$ 179,488.33	\$ -	\$ -	\$ 359.23	\$ 179,847.56
TOTAL: TREAS FUND	\$ 5,400,363.52	\$ 335,000.00	\$ -	\$ 11,323.43	\$ 5,746,686.95

YEAR - TO - DATE INTEREST	BAL FORWARD	CURRENT INT.	BALANCE
	\$ 42,445.99	\$ 11,323.43	\$ 53,769.42

AVG. YEILD FOR FEB 2019 2.61% MKT VALUE / SHAF \$ 1.00

Depositor Statement

February 1, 2019 - February 28, 2019

Account #: 104791304900

Cooke County

Attn: Patty Brennan
101 S. Dixon Street
Gainesville, TX 76240

Account at-a-Glance

Beginning Balance	2,007,499.27
+ Net Deposits	0.00
+ Net Accrued Interest ²	3,495.80
Ending Balance	2,010,995.07
Days In Period ⁴	28
Average Daily Balance ⁵	2,007,499.27
Net APY This Period ⁶	2.27%
Available Balance ⁷	2,007,499.27

Depositor Information

Website: www.ficaaccount.com

Support Center: (866) 343-5516

Account Transactions

Description	Date	Amount(USD\$)
-------------	------	---------------

No transactions in this period

Insured Depository Detail

Depository Bank	FDIC Cert#	Balance(USD\$)
Admirals Bank	27015	544.32
Allegiance Bank Texas	58629	3,136.14
Alma Bank	58424	5,728.89
American Trust & Savings Bank	13150	116.18
Anthem Bank & Trust	29679	13.68
Axiom Bank, National Association	31390	1,553.97
BNB Bank	6976	39,495.26
Banc of California, National Association	35498	45,048.73
BancCentral National Association	4033	469.67
Bank of China - New York Branch	33653	57,255.70
Bank of England	13303	2,783.06
Bank of Farmington	11732	10.41
Bank of Fayette County	10308	381.23
Bank of Princeton	58513	1,922.20
Bank of Southern California National Associat	57044	464.18
Bank of the Ozarks	110	67,039.34
Bank3	15205	704.80
BankUnited National Association	58979	15,203.29
Bankers Bank of Kansas	27351	118.69

Depositor Statement

February 1, 2019 - February 28, 2019

Account #: 104791304900

Cooke County

Attn: Patty Brennan
101 S. Dixon Street
Gainesville, TX 76240

Depository Bank	FDIC Cert#	Balance(USD\$)
Bar Harbor Bank & Trust	11971	36,123.67
Bennington State Bank	16402	12.61
Blue Ridge Bank, National Association	35274	752.80
Brunswick Bank and Trust Company	20220	40.55
Buckeye State Bank	2286	10.17
C US Bank	18443	802.68
Capital Bank National Association	35278	2,281.42
Carolina Alliance Bank	58432	30.64
Centennial Bank	11241	12,321.55
Central Bank	58377	928.21
Central Bank Illinois	11670	19.30
Central State Bank	1550	12.62
Centric Bank	7461	1,198.44
Chemical Bank	1003	13,651.51
Citibank N.A.	7213	35,548.43
ConnectOne Bank	57919	8,965.74
Cornerstone Bank	90282	1,033.47
Cornerstone Community Bank	58411	91.54
Covenant Bank	58502	411.90
Customers Bank	34444	285.74
Dedham Institution for Savings	23620	4,296.91
Dime Savings Bank of Williamsburgh	16012	303.26
Eagle Bank	90191	43.96
EagleBank	34742	16.67
East West Bank	31628	404.91
Entegra Bank	31445	49.56
Envision Bank	90270	85.30
Equity Bank	25858	2,205.64
EvaBank	26799	264.66
Exchange Bank and Trust Company	13366	743.54
Farmers & Merchants Savings Bank	10492	304.53
Farmers Trust and Savings Bank	12858	187.23
First Bank	58481	539.78
First Bank Texas SSB	3086	48.39
First Carolina Bank	35530	57,492.26
First Credit Bank	24332	11.68
First Merchants Bank National Association	4365	9,027.62
First N.A.	4256	88.28
First National Bank	4519	19.30
First National Bank and Trust Company of Vini	4218	17.60
First National Bank of Long Island	7072	8,331.18
First National Bank of Pennsylvania	7888	5,437.03
First National Bank of Syracuse	4779	13.03
First Savings Bank	32629	21.60
First Savings Bank Northwest	29058	66.38
First State Bank	13622	339.43
First State Bank	13632	10.05
First State Bank	11175	1,331.02
First State Bank Nebraska	13868	10.25

Depositor Statement

February 1, 2019 - February 28, 2019

Account #: 104791304900

Cooke County

Attn: Patty Brennan
101 S. Dixon Street
Gainesville, TX 76240

Depository Bank	FDIC Cert#	Balance(USD\$)
First Virginia Community Bank	58696	23,827.72
First Western Trust Bank	57607	174.20
Fortis Private Bank	34401	29,276.61
Franklin Savings Bank	19836	133.13
Franklin Synergy Bank	58714	69,341.68
GBC International Bank	22366	3,080.60
Grand Ridge National Bank	3674	227.26
Great Midwest Bank SSB	29657	991.56
Great Western Bank	15289	28,947.97
Guaranty Bank	28670	1,147.19
Happy State Bank	10359	14,815.39
Hardin County Savings Bank	5817	65.76
Hiawatha Bank and Trust Company	34488	13.03
Horizon Bank National Association	4360	273.08
Independent Bank	3076	28,421.49
Investar Bank	58316	2,213.37
Ion Bank	18198	2,189.59
Kennett National Bank	18879	11.72
Lake City Bank	13102	21,931.85
Landmark Community Bank	34982	25.82
Lead Bank	8283	20.33
LegacyTexas Bank	58006	7,885.12
Level One Bank	58604	399.86
Lewis & Clark Bank	58428	345.72
Lincoln Park Savings Bank (MHC)	28963	417.22
MainStreet Bank	57742	21,140.67
Manufacturers Bank	18618	213.44
Manufacturers Bank & Trust Company	16307	29.11
MapleMark Bank	3182	10.63
Marion County State Bank	15272	10.05
Merchants Bank of Indiana	8056	26,799.29
Meridian Bank	57777	12,063.54
Metro Phoenix Bank	58402	30.79
Metropolitan National Bank	34699	412.91
MidCoast Community Bank	58498	481.03
Middlefield Banking Company	13716	6,683.66
Midland States Bank	1040	125,515.68
Midwest Bank National Association	13255	26.93
NOA Bank	58657	11.02
National Bank of Commerce	57764	10,494.12
National Bank of Kansas City	35014	41.84
NewBank	58203	330.91
NexBank SSB	29209	67,800.08
Northern Bank & Trust Company	18266	18.86
OneUnited Bank	23966	20.83
Open Bank	57944	27.22
Pacific Enterprise Bank	58415	6,530.95
Pacific Mercantile Bank	34940	2,517.73
Pathfinder Commercial Bank (MHC)	57497	12.04

Depositor Statement

February 1, 2019 - February 28, 2019

Account #: 104791304900

Cooke County
 Attn: Patty Brennan
 101 S. Dixon Street
 Gainesville, TX 76240

Depository Bank	FDIC Cert#	Balance(USD\$)
Peapack-Gladstone Bank	11035	11,203.01
Peoples Bank	9489	1,322.23
Piedmont Bank	58374	23,563.66
Pioneer Bank SSB	58577	255.50
Poppy Bank	57903	2,704.00
Preferred Bank	33539	139,139.76
Premier Bank	34384	87.08
Prime Alliance Bank	57920	23.65
Prime Bank	58804	10.29
Progress Bank and Trust	58719	895.40
Providence Bank	1643	603.74
Provident Bank	90141	23.24
Reading Co-operative Bank	26620	1,052.31
Regent Bank	4160	578.67
Richwood Banking Company	12978	12.34
River Cities Bank	34304	382.04
Royal Savings Bank	28068	155.40
Salem Co-operative Bank	27824	50.48
Sandy Spring Bank	4865	2,663.08
SaviBank	57978	10,642.55
Seattle Bank	35139	164.02
Security State Bank	485	271.75
Security State Bank	421	15.07
ServisFirst Bank	57993	85,036.71
Signature Bank	57053	168,227.01
Simmons First National Bank	3890	241,104.16
SmartBank	58463	84,801.32
SouthEast Bank	57348	2,790.59
Southern Bank	28332	135.46
Southern States Bank	58558	142.09
SunTrust Bank	867	48,278.74
Sussex Bank	22221	98.51
Texas Capital Bank National Association	34383	7,628.80
Texas Citizens Bank National Association	58319	16.19
Third Coast Bank SSB	58716	80,954.85
Tradition Capital Bank	58057	948.80
TriState Capital Bank	58457	323.84
Truxton Trust Company	57825	806.39
Union Bank & Trust	34589	172.45
United Bank	22858	7,605.80
Univest Bank and Trust Co.	7759	18,107.30
Valley National Bank	23737	80.34
Valley National Bank	9396	12,799.51
Valor Bank	9467	10.88
Verus Bank of Commerce	58025	381.81
Vintage Bank Kansas	17927	498.32
Vista Bank	1210	30.09
Washington Trust Company of Westerly	23623	84,690.83
West Michigan Community Bank	22308	159.69

Depositor Statement

February 1, 2019 - February 28, 2019

Account #: 104791304900

Cooke County

Attn: Patty Brennan
101 S. Dixon Street
Gainesville, TX 76240

Depository Bank	FDIC Cert#	Balance(USD\$)
Western States Bank	58395	45.67
Wisconsin Bank & Trust	13023	10.02
Woori America Bank	24920	169.45
Aggregate Net Accrued Interest ³		3,495.80

<i>Total</i>	2,010,995.07
--------------	--------------

Disclosure Information

¹ The Federally Insured Cash Account ® ("FICA") is not a member of the Federal Deposit Insurance Corporation ("FDIC"), but the banks in which the money is deposited are FDIC members. The FDIC is an independent agency of the U.S. government that protects the funds depositors place in FDIC insured institutions. FDIC deposit insurance is backed by the full faith and credit of the U.S. government.

² Net Accrued Interest is the estimated amount of the accrued interest earned for the current month less any FICA Fee with respect to such interest. Net Accrued Interest cannot be withdrawn from the account until it is credited to the account. There is no guarantee that the account holder will receive the full amount as stated. Refer to the U.S. Bank Custodial Statement, provided via ficaaccount.com, for further details regarding interest earned and fees charged. Net Accrued Interest is for informational purposes only.

³ Aggregate Net Accrued Interest is the sum of the current month's Net Accrued Interest and any prior period Net Accrued Interest not yet paid.

⁴ Days In Period ("DIP") is the number of days in the period beginning on, and including the later of, the first day of the month or the business day an initial deposit is received by the FICA Custodian if received on or before 3:00PM EST or the business day immediately following if received after 3:00PM EST, and ending on, and including, the last day of the month. DIP does not include any date on which the balance is zero.

⁵ Average Daily Balance is the sum of the beginning balance plus any deposits less any withdrawals averaged across number of days in Days In Period.

⁶ Net APY This Period is the annualized yield that reflects the relationship between the net interest received plus any Net Accrued Interest and the Average Daily Balance for the statement period.

⁷ Available Balance reflects the amount that can be withdrawn as of the date of the statement. This balance is the Ending Balance less the Aggregate Net Accrued Interest amount.

We encourage you to compare the information provided in our statement with the U.S. Bank custody statement. You may access the U.S. Bank custody statement by calling 1-866-343-5516.

StoneCastle Cash Management, LLC is an SEC Registered Investment Advisor. StoneCastle Cash Management, LLC is an affiliate of StoneCastle Partners, LLC, a leading asset management and financial services company dedicated to investing and serving the community banking sector. Performance data shown represents past performance, and is no guarantee of future results. Rates may change without notice. Please read the Terms and Conditions relating to the FICA program for more complete information and the governing terms of the account. Review your statement for accuracy. If you have any questions regarding your account, contact a FICA representative. Registration with the SEC does not imply a particular level of skill or training.

C.D. INVESTMENTS

LANDMARK BANK

FEBRUARY 2019

<u>C.D.#</u>	<u>PURCHASE DATE</u>	<u>AMOUNT</u>	<u>MAT. DATE</u>
GEN/4170807103	May 26, 2018	500,000.00	May 26, 2019
GEN/4170807095	May 26, 2018	500,000.00	May 26, 2019
Library Liddell 7830	Jan 17, 2019	7,500.00	Jan 17, 2021
Library Liddell 7822	Jan 17, 2019	7,500.00	Jan 17, 2021
Library Rosenstein 5099	Sept 12, 2017	11,000.00	Dec 12, 2020
Library Rosenstein 5198	Dec 16, 2017	8,000.00	Mar 16, 2021

INT. EARNED MONTHLY:

2-Gen CD's @ 1.93%
2-Liddell CD's @ 1.90%
2-Rosenstein CD's @ 1.05%

Interest is deposited into the Treasurer's Fund. The 2 Gen CDs' interest is deposited monthly, and the 4 Library's CDs' interest is deposited quarterly.

PROSPERITY BANK

GEN/14401708	Sept 17, 2017	250,000.00	Sept 17, 2019
--------------	---------------	------------	---------------

INT. EARNED MONTHLY:

Gen CD @ .90%

Interest accrues monthly and is deposited monthly with depository bank into the Treasurer's Fund.

C.D. INVESTMENTS

THE FIRST STATE BANK

FEBRUARY 2019

<u>C.D.#</u>	<u>PURCHASE DATE</u>	<u>AMOUNT</u>	<u>MAT. DATE</u>
GEN/71445	Sept 17, 2017	250,000.00	Sept 17, 2019

INT. EARNED MONTHLY:

Gen CD @ .90%

Interest accrues monthly and is deposited monthly with depository bank into the Treasurer's Fund.

MUENSTER STATE BANK

GEN/2129	Sept 17, 2017	250,000.00	Sept 17, 2019
----------	---------------	------------	---------------

INT. EARNED MONTHLY:

Gen CD @ .90%

Interest accrues monthly and is deposited monthly with depository bank into the Treasurer's Fund.

COMBINED STATEMENT OF CASH POSITION FOR FEBRUARY

FUND NAME	CHECKING ACCOUNT	CHECKING AMOUNT	TD0A ACCOUNT	TD0A AMOUNT	FUND TOTAL
2019 001 GENERAL	TREAS FUND	2,824,954.12	TEXPOOL LOGIC TEXSTAR STONE CERT DEPOS	7,950,641.29 3,191,637.31 8,031,780.33 2,010,995.07 1,750,000.00	25,760,008.12
2019 011 ROAD & BRIDGE 1	TREAS FUND	377,567.62	TEXPOOL LOGIC TEXSTAR STONE	746,940.63 386,153.02 716,835.05	2,227,496.32
2019 012 ROAD & BRIDGE 2	TREAS FUND	273,323.63	TEXPOOL LOGIC TEXSTAR	562,123.05 281,757.72 506,973.02	1,624,177.42
2019 013 ROAD & BRIDGE 3	TREAS FUND	378,489.35	TEXPOOL LOGIC TEXSTAR	605,829.61 358,013.01 604,533.92	1,946,865.89
2019 014 ROAD & BRIDGE 4	TREAS FUND	318,731.21	TEXPOOL LOGIC TEXSTAR	880,369.46 383,272.77 880,150.46	2,462,523.90
2019 018 CERTZ TYP	TREAS FUND		TEXPOOL LOGIC		
2019 019 FM & LATERAL	TREAS FUND	17,488.43	TEXPOOL LOGIC TEXSTAR	327,446.05 103,326.08 335,249.04	783,509.60
2019 020 TUPC	TREAS FUND	27,651.62	TEXPOOL LOGIC TEXSTAR	12,849.04	40,500.66
2019 021 JUVENILE PROB-ISP	TREAS FUND	7,351.80	TEXPOOL LOGIC TEXSTAR	4,967.63	12,319.43
2019 022 JUVENILE PROBATION	TREAS FUND	14,736.45	TEXPOOL LOGIC		14,736.45
2019 023 JUVENILE PROB. IV-E	TREAS FUND	99.51	TEXPOOL LOGIC TEXSTAR		99.51
2019 028 ADULT PROBATION	TREAS FUND	1,842.65	TEXPOOL LOGIC TEXSTAR	218,752.66 154,812.68 219,240.71	594,648.70
2019 029 COMMUNITY CORRECTIONS	TREAS FUND	18,187.08	TEXPOOL LOGIC		18,187.08
2019 031 CONTRACT ELECTIONS	TREAS FUND	8,295.43	TEXPOOL LOGIC		8,295.43
2019 032 DISTRICT CLERK PRESERVATION	TREAS FUND	12,229.96	TEXPOOL LOGIC	10,376.71	

FUND NAME	CHECKING ACCOUNT	CHECKING AMOUNT	TDOA ACCOUNT	TDOA AMOUNT	FUND TOTAL
2019 033 COUNTY/DISTRICT TECHNOLOGY	FTREAS FUND	5,184.12	TEXPOOL LOGIC TEXSTAR	1,573.53	22,606.67
2019 034 COURT REPORTER	TREAS FUND	198.34	TEXPOOL LOGIC TEXSTAR	43,735.68	6,757.65
2019 035 PERMANENT IMPROVEMENT	TREAS FUND	69,781.49	TEXPOOL LOGIC TEXSTAR	1,184,243.00 498,833.82 1,139,519.68	2,892,377.99
2019 037 LAW ENFORCEMENT ED	TREAS FUND	11,679.01	TEXPOOL LOGIC TEXSTAR	10,374.54	22,053.55
2019 038 JP TECH	TREAS FUND	26,523.51	TEXPOOL LOGIC TEXSTAR	17,438.08	43,961.59
2019 040 LAW LIBRARY	TREAS FUND	24,953.65	TEXPOOL LOGIC TEXSTAR	104,597.38 25,743.21	155,294.24
2019 041 CC LIBRARY FUND	TREAS FUND	13,076.70	TEXPOOL LOGIC TEXSTAR	28,019.28 30,799.77	71,895.75
2019 042 CC HISTORICAL COMM.	TREAS FUND	3,529.10	TEXPOOL LOGIC TEXSTAR	5,208.34	3,529.10
2019 043 JP COURTHOUSE SECURITY	TREAS FUND	8,263.05	TEXPOOL LOGIC TEXSTAR	10,332.31	23,803.70
2019 044 COURTHOUSE SECURITY	TREAS FUND	11,987.12	TEXPOOL LOGIC TEXSTAR	136,665.96 51,663.10 66,634.94	266,951.12
2019 045 FLOOD DAMAGE	TREAS FUND		TEXPOOL LOGIC		
2019 046 CHAPTER 19	TREAS FUND	320.22-	TEXPOOL		320.22-
2019 047 CC RECORDS MANAGEMENT	TREAS FUND	1,493.26	TEXPOOL LOGIC TEXSTAR	19,372.56 54,397.04 45,935.64	1,493.26
2019 048 COUNTY RECORDS MANAGEMENT	TREAS FUND	17,971.29	TEXPOOL LOGIC TEXSTAR	25,273.97	137,676.53
2019 049 CC RECORDS PRESERVATION	TREAS FUND	25,565.97	TEXPOOL LOGIC TEXSTAR	25,255.44	76,095.38

FUND NAME	CHECKING ACCOUNT	CHECKING AMOUNT	TDOA ACCOUNT	TDOA AMOUNT	FUND TOTAL
2019 050 DIST CLERK RECORDS MANAGEMENT	TREAS FUND	14,713.79	TEXPOOL LOGIC TEXSTAR	15,568.18	30,281.97
2019 051 DISTRICT CLERK ARCHIVE	TREAS FUND	21,241.38	TEXPOOL LOGIC TEXSTAR	4,151.20	25,392.58
2019 052 COUNTY CLERK ARCHIVE FEE	TREAS FUND	13,795.11	TEXPOOL LOGIC TEXSTAR	56,491.21 25,743.21 40,804.19	136,833.72
2019 053 CA CHECK COLLECTING	TREAS FUND	1,564.08	TEXPOOL LOGIC TEXSTAR	2,650.91	4,214.99
2019 054 DA CHECK COLLECTING	TREAS FUND	75.34	TEXPOOL		75.34
2019 055 CO ATTY FORFEITURE	TREAS FUND		TEXPOOL LOGIC TEXSTAR	31,176.26 25,743.21 25,653.70	95,699.61
2019 056 DISTRICT ATTY FORFEITURE	TREAS FUND	13,126.44	TEXPOOL LOGIC TEXSTAR	25,743.21 25,653.70	60,068.21
2019 057 D A SEIZURE FUND	TREAS FUND	60,068.21	TEXPOOL		
2019 058 SHERIFF FORFEITURE	TREAS FUND	15,106.69	TEXPOOL LOGIC TEXSTAR	38,906.52 25,743.21 25,653.70	105,410.12
2019 059 JAIL COMMISSARY	TREAS FUND	14,326.70	TEXPOOL LOGIC TEXSTAR	80,868.26 40,311.36	135,506.32
2019 061 2004 GO REFUNDING DEBT SERVITREAS FUND	TREAS FUND	70,560.05	TEXPOOL LOGIC TEXSTAR	23,173.30 179,847.56 222,726.29	496,307.20
2019 088 STATE FEES	TREAS FUND	47,291.76	TEXPOOL LOGIC TEXSTAR	33,372.08 30,329.03	110,992.87
2019 090 OFFICER'S TRUST	TREAS FUND		TEXPOOL		
2019 091 LIBRARY TRUST - LIDDELL	TREAS FUND	1,170.74	CERT DEPOS	15,000.00	16,170.74
2019 092 LIBRARY TRUST - ROSENSTEIN	TREAS FUND	830.23	CERT DEPOS	19,000.00	19,830.23
2019 098 PAYROLL CLEARING	PAYROLL	2,566,919.78	TEXPOOL		2,566,919.78
2019 100 CHILD ABUSE PREVENTION FUND	TREAS FUND	330.25	TEXPOOL		330.25
2019 101 PRETRIAL DIVERSION	TREAS FUND	11,334.00	TEXPOOL		11,334.00
2019 102 HOTEL OCCUPANCY TAX FUND	TREAS FUND	18,171.29	TEXPOOL LOGIC	100,909.57	

COMBINED STATEMENT OF CASH POSITION FOR FEBRUARY

FUND NAME	CHECKING ACCOUNT	CHECKING AMOUNT	TDOA ACCOUNT	TDOA AMOUNT	FUND TOTAL
TOTAL		7,371,461.09		35,925,382.88	43,296,843.97

COMBINED STATEMENT OF CASH POSITION FOR FEBRUARY

CHECK ACCOUNT	CHECK
ACCOUNT BALANCE - TREAS FUND	4,804,541.31
ACCOUNT BALANCE - PAYROLL	2,566,919.78

TOTAL	<u>7,371,461.09</u>
-------	---------------------

TDOA ACCOUNT	TDOA
ACCOUNT BALANCE - TEXPOOL	13,284,065.94
ACCOUNT BALANCE - LOGIC	5,746,686.95
ACCOUNT BALANCE - TEXSTAR	13,099,634.92
ACCOUNT BALANCE - STONE	2,010,995.07
ACCOUNT BALANCE - CERT DEPOS	1,784,000.00

TOTAL	<u>35,925,382.88</u>
-------	----------------------

ACCOUNT NAME	BEGINNING CASH BALANCE	CASH RECEIPTS	CASH DISBURSEMENTS	ENDING CASH BALANCE
2019 001 GENERAL	4,154,647.77	3,474,839.29	4,804,532.94	2,824,954.12
CASH - GENERAL FUND	1,969.00	.00	.00	1,969.00
CASH ON HAND	7,286,442.95	664,198.34	106,339.30	7,950,641.29
CASH INVESTED - TEXPOOL	3,085,298.01	1,164,036.26	.00	3,191,637.31
CASH INVESTED - LOGIC	6,867,744.07	3,495.80	.00	8,031,780.33
CASH INVESTED - TEXSTAR	2,007,499.27	.00	.00	2,010,995.07
CASH INVESTED - STORE CASTLE	.00	.00	.00	.00
T-BILLS - INVESTMENTS	1,750,000.00	.00	.00	1,750,000.00
CASH INVESTMENT-CD	25,153,601.07	5,412,908.99	4,804,532.94	25,761,977.12
FUND TOTALS				

2019 011 ROAD & BRIDGE 1	453,003.70	298,278.10	373,714.18	377,567.62
CASH - ROAD & BRIDGE # 1	640,633.92	106,304.71	.00	746,940.63
CASH INVESTED - TEXPOOL	360,390.63	25,762.39	.00	386,153.02
CASH INVESTED - LOGIC	660,551.47	56,283.58	.00	716,835.05
CASH INVESTED - TEXSTAR	.00	.00	.00	.00
STONE CASTLE	.00	.00	.00	.00
T-BILL INVESTMENTS	2,114,581.72	486,628.78	373,714.18	2,227,496.32
FUND TOTALS				

2019 012 ROAD & BRIDGE 2	448,534.83	305,583.53	480,784.73	273,223.63
CASH - ROAD & BRIDGE # 2	663,624.94	73,498.11	175,000.00	562,123.05
CASH INVESTED - TEXPOOL	206,239.51	75,518.21	.00	281,757.72
CASH INVESTED - LOGIC	451,075.11	55,897.91	.00	506,973.02
CASH INVESTED - TEXSTAR	.00	.00	.00	.00
T-BILL INVESTMENTS	1,769,474.39	510,497.76	655,794.73	1,624,177.42
FUND TOTALS				

2019 013 ROAD & BRIDGE 3	452,151.99	304,120.97	377,783.61	378,489.35
CASH - ROAD & BRIDGE # 3	549,751.22	56,078.39	.00	605,829.61
CASH INVESTED - TEXPOOL	282,342.47	75,670.54	.00	358,013.01
CASH INVESTED - LOGIC	548,456.68	56,077.24	.00	604,533.92
CASH INVESTED - TEXSTAR	.00	.00	.00	.00
T-BILL INVESTMENTS	1,832,702.36	491,947.14	377,783.61	1,946,865.89
FUND TOTALS				

2019 014 ROAD & BRIDGE 4	460,695.08	302,249.27	444,213.14	318,731.21
CASH - ROAD & BRIDGE # 4	798,803.47	81,565.99	.00	880,369.46
CASH INVESTED - TEXPOOL	357,516.13	25,756.64	.00	383,272.77
CASH INVESTED - LOGIC	798,583.09	81,567.37	.00	880,150.46
CASH INVESTED - TEXSTAR	.00	.00	.00	.00
T-BILL INVESTMENTS	2,415,597.77	491,139.27	444,213.14	2,462,523.90
FUND TOTALS				

2019 018 CERTZ TIF	.00	.00	.00	.00
CASH - CERTZ TIF	.00	.00	.00	.00
CASH INVESTED	.00	.00	.00	.00
CASH INVESTED - LOGIC	.00	.00	.00	.00
T-BILL INVESTMENT	.00	.00	.00	.00
FUND TOTALS				

2019 019 FM & LATERAL	16,588.35	900.08	.00	17,488.43
CASH - FM & LATERAL	326,844.97	601.08	.00	327,446.05
CASH INVESTED	103,119.67	206.41	.00	103,326.08
CASH INVESTED - LOGIC	334,632.92	616.12	.00	335,249.04
CASH INVESTED - TEXSTAR				
FUND TOTALS				

ACCOUNT NAME	BEGINNING CASH BALANCE	CASH RECEIPTS	CASH DISBURSEMENTS	ENDING CASH BALANCE
2019 020 TTPC				
CASH - T.J.P.C.	21,203.27	26,278.46	19,830.11-	27,651.62
CASH INVESTED - LOGIC	12,825.43	23.61	.00	12,849.04
CASH INVESTED - TEXSTAR	.00	.00	.00	.00
FUND TOTALS	34,028.70	26,302.07	19,830.11-	40,500.66
2019 021 JUVENILE PROB-ISP				
CASH - JUVENILE PROBATION INVESTMENTS	7,345.85	5.95	.00	7,351.80
CASH INVESTED - LOGIC	4,958.49	9.14	.00	4,967.63
CASH INVESTED - TEXSTAR	.00	.00	.00	.00
FUND TOTALS	12,304.34	15.09	.00	12,319.43
2019 022 JUVENILE PROBATION				
CASH - JUV. PROB. DIV INVESTMENTS	14,604.63	131.82	.00	14,736.45
CASH INVESTED - TEXSTAR	.00	.00	.00	.00
FUND TOTALS	14,604.63	131.82	.00	14,736.45
2019 023 JUVENILE PROB. IV-E				
CASH - IV-E	99.44	.07	.00	99.51
CASH INVESTED - LOGIC	77.56	.00	77.56-	.00
CASH INVESTED - TEXSTAR	77.56-	77.56-	.00	.00
FUND TOTALS	99.44	77.63	77.56-	99.51
2019 028 ADULT PROBATION				
CASH - ADULT PROBATION CASH ON HAND	9,887.33	28,539.11	36,583.79-	1,842.65
CASH INVESTED - TEXPOOL	75.00	.00	.00	75.00
CASH INVESTED - LOGIC	218,351.13	401.53	.00	218,752.66
CASH INVESTED - TEXSTAR	154,503.45	309.23	.00	154,812.68
FUND TOTALS	218,637.77	402.94	.00	219,240.71
2019 029 COMMUNITY CORRECTIONS				
CASH - COMMUNITY CORRECTI INVESTMENTS	22,814.50	.00	4,627.42-	18,187.08
CASH INVESTED - LOGIC	.00	.00	.00	.00
FUND TOTALS	22,814.50	.00	4,627.42-	18,187.08
2019 031 CONTRACT ELECTIONS				
CASH - CONTRACT ELECTIONS	8,288.72	6.71	.00	8,295.43
CASH INVESTED - TEXPOOL	.00	.00	.00	.00
CASH INVESTED - LOGIC	.00	.00	.00	.00
FUND TOTALS	8,288.72	6.71	.00	8,295.43
2019 032 DISTRICT CLERK PRESERVATION				
CASH - DISTRICT CLERK PRESVATI INVESTMENTS	12,664.52	283.05	717.61-	12,229.96
CASH INVESTED - LOGIC	10,357.66	19.05	.00	10,376.71
CASH INVESTED - TEXSTAR	.00	.00	.00	.00
FUND TOTALS	23,022.18	302.10	717.61-	22,606.67
2019 033 COUNTY/DISTRICT TECHNOLOGY FUND				
CASH - COUNTY/DISTRICT TECH	4,933.88	250.24	.00	5,184.12

ACCOUNT NAME	BEGINNING CASH BALANCE	CASH RECEIPTS	CASH DISBURSEMENTS	ENDING CASH BALANCE
INVESTMENTS	1,570.72	2.81	.00	1,573.53
CASH INVESTED - LOGIC	.00	.00	.00	.00
CASH INVESTED - TEXSTAR	.00	.00	.00	.00
FUND TOTALS	6,504.60	253.05	.00	6,757.65

2019 034 COURT REPORTER

CASH - COURT REPORTER FUND	1,990.30	586.25	2,378.21	198.34
INVESTMENTS	43,655.38	80.30	.00	43,735.68
CASH INVESTED - LOGIC	.00	.00	.00	.00
CASH INVESTED - TEXSTAR	.00	.00	.00	.00
FUND TOTALS	45,645.68	666.55	2,378.21	43,934.02

2019 035 PERMANENT IMPROVEMENT

CASH - PERMANENT IMPROVEMENT	98,015.69	346,734.70	374,968.90	69,781.49
CASH INVESTED - TEXPOOL	1,171,997.15	112,245.85	100,000.00	1,184,243.00
CASH INVESTED - LOGIC	462,849.90	35,983.92	.00	498,833.82
CASH INVESTED - TEXSTAR	1,177,412.35	62,107.33	100,000.00	1,139,519.68
STONE CASTLE	.00	.00	.00	.00
T-BILL INVESTMENTS	.00	.00	.00	.00
FUND TOTALS	2,910,275.09	557,071.80	574,968.90	2,892,377.99

2019 037 LAW ENFORCEMENT ED

CASH - LAW ENFORCEMENT ED	4,390.60	8,269.15	980.74	11,679.01
CASH INVESTED	10,355.49	19.05	.00	10,374.54
CASH INVESTED - LOGIC	.00	.00	.00	.00
CASH INVESTED - TEXSTAR	.00	.00	.00	.00
FUND TOTALS	14,746.09	8,288.20	980.74	22,053.55

2019 038 JP TECH

CASH - J P TECH FUND	26,377.52	1,649.82	1,503.83	26,523.51
INVESTMENTS	17,406.07	32.01	.00	17,438.08
CASH INVESTED - LOGIC	.00	.00	.00	.00
CASH INVESTED - TEXSTAR	.00	.00	.00	.00
FUND TOTALS	43,783.59	1,681.83	1,503.83	43,961.59

2019 040 LAW LIBRARY

CASH - LAW LIBRARY	24,314.09	1,099.56	460.00	24,953.65
CASH INVESTED	104,405.34	192.04	.00	104,597.38
CASH INVESTED - LOGIC	25,691.78	51.43	.00	25,743.21
CASH INVESTED - TEXSTAR	.00	.00	.00	.00
FUND TOTALS	154,411.21	1,343.03	460.00	155,294.24

2019 041 CC LIBRARY FUND

CASH - COOKE COUNTY LIBRA	11,993.05	1,189.48	105.83	13,076.70
CASH INVESTED	27,967.87	51.41	.00	28,019.28
CASH INVESTED - LOGIC	.00	.00	.00	.00
CASH INVESTED - TEXSTAR	30,743.18	56.59	.00	30,799.77
T-BILL INVESTMENTS	.00	.00	.00	.00
FUND TOTALS	70,704.10	1,297.48	105.83	72,895.75

2019 042 CC HISTORICAL COMM.

CASH - COOKE CO. HISTORIC	3,526.25	2.85	.00	3,529.10
FUND TOTALS	3,526.25	2.85	.00	3,529.10

2019 043 JP COURTHOUSE SECURITY

CASH - JP COURTHOUSE SECURITY	7,852.41	410.64	.00	8,263.05
CASH INVESTED	5,198.81	9.53	.00	5,208.34

ACCOUNT NAME	BEGINNING CASH BALANCE	CASH RECEIPTS	CASH DISBURSEMENTS	ENDING CASH BALANCE
CASH INVESTED - LOGIC	10,313.32	.00	.00	10,332.31
CASH INVESTED - TEXSTAR	23,364.54	18.99	.00	23,803.70
FUND TOTALS		439.16	.00	

2019 044 COURTHOUSE SECURITY				
CASH INVESTED	28,147.52	2,374.69	18,535.09	11,987.12
CASH INVESTED - LOGIC	136,415.09	250.87	.00	136,665.96
CASH INVESTED - TEXSTAR	51,539.92	103.18	.00	51,663.10
FUND TOTALS	66,512.46	122.48	.00	66,634.94
	282,634.99	2,651.22	18,535.09	266,951.12

2019 045 FLOOD DAMAGE				
CASH INVESTED - FLOOD DAMAGE	.00	.00	.00	.00
CASH INVESTED - TEXPOOL	.00	.00	.00	.00
CASH INVESTED - LOGIC	.00	.00	.00	.00
FUND TOTALS	.00	.00	.00	.00

2019 046 CHAPTER 19				
CASH - CHAPTER 19	320.98	482.50	481.74	320.22
INVESTMENTS	.00	.00	.00	.00
FUND TOTALS	320.98	482.50	481.74	320.22

2019 047 CC RECORDS MANAGEMENT				
CASH - CC RECORDS MANAGEMENT	1,826.84	90.29	423.87	1,493.26
INVESTMENTS - TEXPOOL	.00	.00	.00	.00
FUND TOTALS	1,826.84	90.29	423.87	1,493.26

2019 048 COUNTY RECORDS MANAGEMENT				
CASH - RECORDS MANAGEMENT	20,509.44	1,830.06	4,368.21	17,971.29
CASH INVESTED - TEXPOOL	19,336.97	35.59	.00	19,372.56
CASH INVESTED - LOGIC	54,288.38	108.66	.00	54,397.04
CASH INVESTED - TEXSTAR	45,851.22	84.42	.00	45,935.64
FUND TOTALS	139,986.01	2,058.73	4,368.21	137,676.53

2019 049 CC RECORDS PRESERVATION				
CASH - RECORDS PRESERVATION	28,795.30	6,770.67	10,000.00	25,565.97
CASH INVESTED - TEXPOOL	20,230.67	5,043.10	.00	25,273.97
CASH INVESTED - LOGIC	20,212.28	.00	.00	20,212.28
CASH INVESTED - TEXSTAR	69,218.45	5,043.16	.00	74,261.61
FUND TOTALS		16,856.93	10,000.00	

2019 050 DIST CLERK RECORDS MANAGEMENT				
CASH - D C RECORDS MANAGEMENT	19,947.74	270.79	5,504.74	14,713.79
CASH INVESTED	15,539.58	28.60	.00	15,568.18
CASH INVESTED - LOGIC	.00	.00	.00	.00
CASH INVESTED - TEXSTAR	.00	.00	.00	.00
FUND TOTALS	35,487.32	299.39	5,504.74	30,281.97

2019 051 DISTRICT CLERK ARCHIVE				
DISTRICT CLERK ARCHIVE	21,019.36	222.02	.00	21,241.38
INVESTMENTS	4,143.63	7.57	.00	4,151.20
CASH INVESTED - LOGIC	.00	.00	.00	.00
CASH INVESTED - TEXSTAR	.00	.00	.00	.00
FUND TOTALS	25,162.99	229.59	.00	25,392.58

2019 052 COUNTY CLERK ARCHIVE FEE				
CASH - RECORDS ARCHIVE	19,655.73	6,251.38	12,112.00	13,795.11

ACCOUNT NAME	BEGINNING CASH BALANCE	CASH RECEIPTS	CASH DISBURSEMENTS	ENDING CASH BALANCE
INVESTMENTS	56,387.51	103.70	.00	56,491.21
CASH INVESTED - LOGIC	25,691.78	51.43	.00	25,743.21
CASH INVESTED - TEXSTAR	40,729.21	79.98	.00	40,809.19
FUND TOTALS	142,464.23	6,481.49	12,112.00	136,833.72

ACCOUNT NAME	BEGINNING CASH BALANCE	CASH RECEIPTS	CASH DISBURSEMENTS	ENDING CASH BALANCE
CASH - CHECK COLLECTING	1,675.41	.00	111.33	1,564.08
CASH INVESTED - LOGIC	2,646.14	4.77	.00	2,650.91
CASH INVESTED - TEXSTAR	.00	.00	.00	.00
FUND TOTALS	4,321.55	4.77	111.33	4,214.99

ACCOUNT NAME	BEGINNING CASH BALANCE	CASH RECEIPTS	CASH DISBURSEMENTS	ENDING CASH BALANCE
CASH - DA CHECK COLLECTING	75.34	.00	.00	75.34
CASH INVESTED	.00	.00	.00	.00
FUND TOTALS	75.34	.00	.00	75.34

ACCOUNT NAME	BEGINNING CASH BALANCE	CASH RECEIPTS	CASH DISBURSEMENTS	ENDING CASH BALANCE
CASH - DISTRICT ATTY FORFEITURE	11,906.65	1,219.79	.00	13,126.44
CASH INVESTED - TEXPOOL	31,119.07	57.19	.00	31,176.26
CASH INVESTED - LOGIC	25,691.78	51.43	.00	25,743.21
CASH INVESTED - TEXSTAR	25,606.57	47.13	.00	25,653.70
FUND TOTALS	94,324.07	1,375.54	.00	95,699.61

ACCOUNT NAME	BEGINNING CASH BALANCE	CASH RECEIPTS	CASH DISBURSEMENTS	ENDING CASH BALANCE
CASH - SEIZURE-LAW	48,788.21	12,490.00	1,210.00	60,068.21
INVESTMENTS	.00	.00	.00	.00
FUND TOTALS	48,788.21	12,490.00	1,210.00	60,068.21

ACCOUNT NAME	BEGINNING CASH BALANCE	CASH RECEIPTS	CASH DISBURSEMENTS	ENDING CASH BALANCE
CASH - SHERIFF FORFEITURE	16,637.31	94.38	1,625.00	15,106.69
CASH INVESTED - LOGIC	38,835.12	71.40	.00	38,906.52
CASH INVESTED - TEXSTAR	25,691.78	51.43	.00	25,743.21
CASH INVESTED - TEXSTAR	25,606.57	47.13	.00	25,653.70
FUND TOTALS	106,770.78	264.34	1,625.00	105,410.12

ACCOUNT NAME	BEGINNING CASH BALANCE	CASH RECEIPTS	CASH DISBURSEMENTS	ENDING CASH BALANCE
CASH - JAIL COMMISSARY	12,505.54	2,209.62	388.46	14,326.70
CASH INVESTED - TEXPOOL	80,719.86	148.40	.00	80,868.26
CASH INVESTED - LOGIC	.00	.00	.00	.00
CASH INVESTED - TEXSTAR	40,237.27	74.09	.00	40,311.36
FUND TOTALS	133,462.67	2,432.11	388.46	135,506.32

ACCOUNT NAME	BEGINNING CASH BALANCE	CASH RECEIPTS	CASH DISBURSEMENTS	ENDING CASH BALANCE
CASH - 2004 GO REPUNDING DEBT SERVICE	116,929.62	932,455.43	978,825.00	70,560.05
CASH INVESTED - TEXPOOL	422,817.06	356.24	400,000.00	23,173.30
CASH INVESTED - LOGIC	179,488.33	359.23	.00	179,847.56
CASH INVESTED - TEXSTAR	397,153.30	1,200,572.99	1,375,000.00	222,726.29
T-BILL INVESTMENTS	.00	.00	.00	.00
FUND TOTALS	1,116,388.31	2,133,743.89	2,753,825.00	496,307.20

ACCOUNT NAME	BEGINNING CASH BALANCE	CASH RECEIPTS	CASH DISBURSEMENTS	ENDING CASH BALANCE
CASH - STATE FEES	40,730.93	56,645.11	50,084.28	47,291.76
CASH INVESTED	8,327.15	25,044.93	.00	33,372.08

ACCOUNT NAME	BEGINNING CASH BALANCE	CASH RECEIPTS	CASH DISBURSEMENTS	ENDING CASH BALANCE
2019 090 OFFICER'S TRUST				
CASH-OFFICERS TRUST	.00	.00	.00	.00
CASH INVESTED	.00	.00	.00	.00
CASH INVESTED - LOGIC	.00	.00	.00	.00
FUND TOTALS	.00	.00	.00	.00
2019 091 LIBRARY TRUST - LIDDELL				
CASH-LIBRARY TRUST/LIDDELL	1,169.80	.94	.00	1,170.74
CD INVESTMENT	15,000.00	.00	.00	15,000.00
FUND TOTALS	16,169.80	.94	.00	16,170.74
2019 092 LIBRARY TRUST - ROSENSTEIN				
CASH-LIBRARY TRUST/ROSENSTEIN	1,064.82	.73	235.32	830.23
CD INVESTMENT	19,000.00	.00	.00	19,000.00
FUND TOTALS	20,064.82	.73	235.32	19,830.23
2019 098 PAYROLL CLEARING				
CASH - PAYROLL CLEARING	1,510,178.46	1,056,741.32	.00	2,566,919.78
INVESTMENTS	.00	.00	.00	.00
FUND TOTALS	1,510,178.46	1,056,741.32	.00	2,566,919.78
2019 100 CHILD ABUSE PREVENTION FUND				
CASH-CHILD ABUSE PREVENTION	325.64	4.61	.00	330.25
CASH INVESTED	.00	.00	.00	.00
FUND TOTALS	325.64	4.61	.00	330.25
2019 101 PRETRIAL DIVERSION				
CASH-PRETRIAL DIVERSION	11,294.00	40.00	.00	11,334.00
CASH INVESTED	.00	.00	.00	.00
CASH INVESTED - LOGIC	.00	.00	.00	.00
FUND TOTALS	11,294.00	40.00	.00	11,334.00
2019 102 HOTEL OCCUPANCY TAX FUND				
CASH - HOTEL OCCUPANCY TAX	34,691.48	13,479.81	30,000.00	18,171.29
CASH INVESTED - TEXPOOL	85,734.14	15,175.43	.00	100,909.57
CASH INVESTED - LOGIC	.00	.00	.00	.00
CASH INVESTED - TEXSTAR	85,740.70	15,175.64	.00	100,916.34
FUND TOTALS	206,166.32	43,830.88	30,000.00	219,997.20
GRAND TOTALS	42,076,079.14	11,409,986.47	10,187,177.64	43,298,887.97