



MONTHLY REPORT

DECEMBER 2019


PATTY BRENNAN

COOKE COUNTY TREASURER


FINANCIAL REPORTS

DECEMBER 2019


In accordance with Local Government Code 114.026, this affidavit states the current cash and reports in the custody of the county treasurer as of this date of December 31, 2019.




Jason Brinkley,
Cooke County Judge




Gary Hollowell,
Commissioner Pct. #1




John Klement,
Commission Pct. #3



Pam Harrison,
Cooke County Clerk



Jason Snuggs,
Commissioner Pct. #2




Leon Klement,
Commissioner Pct. #4

FILED FOR RECORD

20 JAN 27 AM 11: 54

PAM HARRISON
COUNTY CLERK, COOKE CO. TX

BY  DEPUTY

AFFIDAVIT

STATE OF TEXAS

COUNTY OF COOKE

The members of the Commissioners' Court of Cooke County, Texas, state as follows:

The requirement of Subsection (C) of the Texas Local Government Code, §114.026 have been met for the term of December, 2019. The amount of cash and other assets in the custody of the County Treasurer at the time of examination are:


Cash (includes on hand, money market accounts, and short term investments) \$ 35,297,639.59

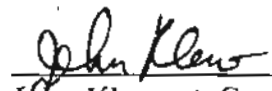
Other Assets (long term investments) \$ 0.00


Sworn to and subscribed this 21 day of January, 2020.


Jason Brinkley, Cooke County Judge



Gary Hollowell, Commissioner, Pct 1



Jason Snuggs, Commissioner, Pct 2


John Klement, Commissioner, Pct 3


Leon Klement, Commissioner, Pct 4

ATTEST:


Pam Harrison, County Clerk

FILED FOR RECORD
20 JAN 27 AM 11:54
PAM HARRISON
COUNTY CLERK, COOKE CO. TX
BY  DEPUTY



PO Box 1867 · Columbia, MO 65205-1867
Address Service Requested

12/31/2019

0028900287

COOKE COUNTY
TREASURERS FUND
101 S DIXON ST
GAINESVILLE TX 76240-4733

676				CYCLE-031
*** CHECKING ***	PF SPEC FIXED RATE 4		BEGINNING RATE	0.70000
ACCOUNT NUMBER	0028900287			
PREVIOUS STATEMENT BALANCE AS OF 11/30/19			3,555,140.64	
PLUS 414 DEPOSITS AND OTHER CREDITS			6,312,606.26	
LESS 538 CHECKS AND OTHER DEBITS			3,190,495.96	
CURRENT STATEMENT BALANCE AS OF 12/31/19			6,677,250.94	*
NUMBER OF DAYS IN THIS STATEMENT PERIOD	31			

*** CHECK TRANSACTIONS ***

SERIAL	DATE	AMOUNT	SERIAL	DATE	AMOUNT
135662	12/24	40.00	137573*	12/03	196.82
135967*	12/03	6.00	137574	12/02	76.08
136161*	12/24	40.00	137575	12/24	100.00
136386*	12/13	6.00	137577*	12/02	4,172.00
136689*	12/06	146.00	137581*	12/02	3,142.62
136711*	12/10	1,195.00	137584*	12/06	200.00
136813*	12/23	113.09	137585	12/19	100.00
136866*	12/05	1,543.00	137586	12/02	75.00
136992*	12/11	1,975.00	137587	12/23	410.60
137062*	12/31	3,445.39	137588	12/12	28.00
137099*	12/20	42,500.00	137590*	12/10	2,277.34
137165*	12/04	6.00	137591	12/02	7,306.36
137166	12/17	6.00	137592	12/18	600.00
137181*	12/02	286.00	137593	12/03	23.99
137184*	12/06	6.00	137594	12/02	191.36
137219*	12/06	6.00	137596*	12/10	2,172.56
137224*	12/17	6.00	137598*	12/04	8,719.38
137231*	12/19	6.00	137599	12/03	1,359.68
137233*	12/30	6.00	137601*	12/04	77.11
137238*	12/30	6.00	137602	12/05	600.00
137275*	12/10	6.00	137606*	12/09	75.00
137285*	12/09	86.00	137607	12/04	2,434.50
137312*	12/02	6.00	137608	12/02	1,894.02
137317*	12/09	6.00	137609	12/19	162.43
137318	12/04	6.00	137610	12/05	5,236.78
137325*	12/04	6.00	137612*	12/03	50.00
137335*	12/12	6.00	137613	12/12	820.40
137346*	12/24	14,692.70	137615*	12/12	15,075.97
137364*	12/04	13,748.83	137616	12/04	100.00
137432*	12/05	250.00	137617	12/04	7,548.05
137443*	12/18	319.00	137618	12/04	50.00
137450*	12/03	253.90	137619	12/05	50.00
137510*	12/06	340.34	137620	12/06	50.00
137521*	12/10	9,000.00	137622*	12/11	2,660.00
137530*	12/09	230.97	137623	12/03	1,836.92
137540*	12/04	50.00	137624	12/02	400.00
137541	12/18	164.50	137625	12/02	187.60
137542	12/03	392.00	137626	12/05	7,500.00
137547*	12/09	144.50	137627	12/02	152.83
137548	12/03	556.20	137628	12/09	85.35
137549	12/03	2,311.02	137631*	12/02	400.00
137550	12/05	70.00	137632	12/10	45.00
137551	12/06	40.00	137633	12/03	175.30
137554*	12/24	40.00	137634	12/02	450.00
137557*	12/09	40.00	137635	12/02	1,082.72
137567*	12/02	320.42	137636	12/06	509.44
137568	12/04	27.13	137637	12/04	345.00
137570*	12/05	16.98	137638	12/02	60.00
137571	12/19	246.50	137639	12/03	3,950.00

C.D. INVESTMENTS

LANDMARK BANK

DECEMBER 2019

<u>C.D.#</u>	<u>PURCHASE DATE</u>	<u>AMOUNT</u>	<u>MAT. DATE</u>
GEN/4170808341	May 26, 2019	500,000.00	May 26, 2020
GEN/4170808333	May 26, 2019	500,000.00	May 26, 2020
Library Liddell 7830	Jan 17, 2019	7,500.00	Jan 17, 2021
Library Liddell 7822	Jan 17, 2019	7,500.00	Jan 17, 2021
Library Rosenstein 5099	Sept 12, 2017	11,000.00	Dec 12, 2020
Library Rosenstein 5198	Dec 16, 2017	8,000.00	Mar 16, 2021

INT. EARNED MONTHLY:

2-Gen CD's @ 2.34%
2-Liddell CD's @ 1.90%
2-Rosenstein CD's @ 1.05%

Interest is deposited into the Treasurer's Fund. The 2 Gen CDs' interest is deposited monthly, and the 4 Library's CDs' interest is deposited quarterly.

PROSPERITY BANK

GEN/14401708 Sept 17, 2019 250,000.00 Sept 17, 2021

INT. EARNED MONTHLY:

Gen CD @ 1.85%

Interest accrues monthly and is deposited monthly with depository bank into the Treasurer's Fund.

C.D. INVESTMENTS

THE FIRST STATE BANK

DECEMBER 2019

<u>C.D.#</u>	<u>PURCHASE DATE</u>	<u>AMOUNT</u>	<u>MAT. DATE</u>
GEN/71445	Sept 17, 2019	250,000.00	Dec 17, 2020

INT. EARNED MONTHLY:

Gen CD @ 1.50%

Interest accrues monthly and is deposited monthly with depository bank into the Treasurer's Fund.

MUENSTER STATE BANK

GEN/2254	Sept 17, 2017	250,000.00	Sept 17, 2021
----------	---------------	------------	---------------

INT. EARNED MONTHLY:

Gen CD @ 1.35%

Interest accrues monthly and is deposited monthly with depository bank into the Treasurer's Fund.

INVESTMENTS-TEXPOOL
PATTY BRENNAN, COOKE COUNTY TREASURER
DECEMBER 2019

ACCT NAME	BALANCE FORWARD	DEPOSITS	WITH-DRAWALS	CURRENT INTEREST	ENDING BALANCE
GENERAL	\$ 5,564,970.26	\$ -	\$ -	\$ 7,669.13	\$ 5,572,639.39
R & B -1	\$ 347,428.01	\$ 200,000.00	\$ -	\$ 522.83	\$ 547,950.84
R & B -2	\$ 128,726.17	\$ -	\$ -	\$ 177.39	\$ 128,903.56
R & B -3	\$ 248,832.36	\$ -	\$ -	\$ 342.93	\$ 249,175.29
R & B -4	\$ 442,648.09	\$ -	\$ -	\$ 609.99	\$ 443,258.08
FM & L	\$ 332,955.53	\$ -	\$ -	\$ 458.86	\$ 333,414.39
STATE FUNDS	\$ 58,938.28	\$ -	\$ -	\$ 81.23	\$ 59,019.51
TJPC	\$ 13,065.26	\$ -	\$ -	\$ 17.97	\$ 13,083.23
DIST CLK PRESERVATION	\$ 10,551.20	\$ -	\$ -	\$ 14.50	\$ 10,565.70
COUNTY/DIST TECH	\$ 1,599.49	\$ -	\$ -	\$ 2.17	\$ 1,601.66
ADULT PROB	\$ 217,371.80	\$ 35,000.00	\$ -	\$ 307.25	\$ 252,679.05
JUV-ISP	\$ 5,051.23	\$ -	\$ -	\$ 6.95	\$ 5,058.18
COURT REP	\$ 19,322.17	\$ -	\$ -	\$ 26.64	\$ 19,348.81
PERM IMP	\$ 1,298,470.26	\$ 25,000.00	\$ -	\$ 1,794.94	\$ 1,325,265.20
LAW ENFORCEMENT ED	\$ 10,548.98	\$ -	\$ -	\$ 14.50	\$ 10,563.48
JP-CH SECURITY	\$ 5,295.89	\$ -	\$ -	\$ 7.26	\$ 5,303.15
DIST CLK RECORDS MGMT	\$ 15,830.09	\$ -	\$ -	\$ 21.82	\$ 15,851.91
DIST CLK ARCHIVE	\$ 4,220.98	\$ -	\$ -	\$ 5.87	\$ 4,226.85
COUNTY ATTY CHECK COLLECT	\$ 2,695.47	\$ -	\$ -	\$ 3.72	\$ 2,699.19
LAW LIBRARY	\$ 106,357.36	\$ 10,000.00	\$ -	\$ 148.78	\$ 116,506.14
JP TECH	\$ 17,731.50	\$ -	\$ -	\$ 24.46	\$ 17,755.96
C H SECURITY	\$ 102,444.50	\$ -	\$ -	\$ 141.23	\$ 102,585.73
REC MGMT	\$ 19,698.49	\$ -	\$ -	\$ 27.15	\$ 19,725.64
REC PRESV	\$ 901.75	\$ -	\$ -	\$ 1.24	\$ 902.99
LIBRARY	\$ 28,490.68	\$ -	\$ -	\$ 39.25	\$ 28,529.93
ARCHIVE	\$ 57,441.67	\$ -	\$ -	\$ 79.17	\$ 57,520.84
DIST ATTY FORFEITURE	\$ 31,700.84	\$ -	\$ -	\$ 43.67	\$ 31,744.51
SHERIFF FORFEITURE	\$ 95,032.87	\$ -	\$ -	\$ 130.95	\$ 95,163.82
JAIL COMMISSARY	\$ 82,228.82	\$ -	\$ -	\$ 113.35	\$ 82,342.17
2004 GO-REFUNDING	\$ 169,696.62	\$ 75,000.00	\$ -	\$ 250.35	\$ 244,946.97
HOTEL/MOTEL TAX	\$ 168,200.94	\$ -	\$ -	\$ 231.80	\$ 168,432.74
TOTAL: TREAS FUND	\$ 9,608,447.56	\$ 345,000.00	\$ -	\$ 13,317.35	\$ 9,966,764.91

YEAR - TO - DATE INTEREST	BAL FORWARD:	CURRENT INT.:	BALANCE:
	\$ 29,822.62	\$ 13,317.35	\$ 43,139.97

AVG. YEILD FOR DEC 2019 1.62% MKT VALUE/ SHAR: \$ 1.00

INVESTMENTS-LOGIC
PATTY BRENNAN, COOKE COUNTY TREASURER
DECEMBER 2019

ACCT NAME	BALANCE FORWARD	DEPOSITS	WITH- DRAWALS	CURRENT INTEREST	ENDING BALANCE
GENERAL	\$ 3,248,620.40	\$ -	\$ -	\$ 5,014.00	\$ 3,253,634.40
R & B -1	\$ 393,047.34	\$ -	\$ -	\$ 606.66	\$ 393,654.00
R & B -2	\$ 136,536.47	\$ -	\$ -	\$ 210.75	\$ 136,747.22
R & B -3	\$ 264,237.16	\$ -	\$ -	\$ 407.80	\$ 264,644.96
R & B -4	\$ 390,115.63	\$ -	\$ -	\$ 602.09	\$ 390,717.72
FM & L	\$ 105,170.89	\$ -	\$ -	\$ 162.33	\$ 105,333.22
ADULT PROBATION	\$ 157,576.72	\$ -	\$ -	\$ 243.20	\$ 157,819.92
PERM IMP	\$ 507,739.91	\$ -	\$ -	\$ 783.68	\$ 508,523.59
LAW LIBRARY	\$ 26,202.80	\$ -	\$ -	\$ 40.44	\$ 26,243.24
COURTHOUSE SECURITY	\$ 52,585.43	\$ -	\$ -	\$ 81.15	\$ 52,666.58
RECORDS MANAGEMENT	\$ 55,368.24	\$ -	\$ -	\$ 85.45	\$ 55,453.69
ARCHIVE FEES	\$ 26,202.80	\$ -	\$ -	\$ 40.44	\$ 26,243.24
DIST ATTY FORFEITURE	\$ 26,202.80	\$ -	\$ -	\$ 40.44	\$ 26,243.24
SHERIFF FOREITURE	\$ 26,202.80	\$ -	\$ -	\$ 40.44	\$ 26,243.24
2012 GO REFUNDING	\$ 183,058.55	\$ -	\$ -	\$ 282.52	\$ 183,341.07
TOTAL: TREAS FUND	\$ 5,598,867.94	\$ -	\$ -	\$ 8,641.39	\$ 5,607,509.33

YEAR - TO - DATE INTEREST	BAL FORWARD	CURRENT INT.	BALANCE
	\$ 18,617.06	\$ 8,641.39	\$ 27,258.45

AVG. YEILD FOR DEC 2019 1.82% MKT VALU/SHARE \$ 1.00

INVESTMENTS-TEX STAR
PATTY BRENNAN, COOKE COUNTY TREASURER
DECEMBER 2019

ACCT NAME	BALANCE FORWARD	DEPOSITS	WITH-DRAWALS	CURRENT INTEREST	ENDING BALANCE
GENERAL	\$ 5,547,482.81	\$ -	\$ -	\$ 7,370.18	\$ 5,554,852.99
R & B -1	\$ 326,935.68	\$ -	\$ -	\$ 434.36	\$ 327,370.04
R & B -2	\$ 128,321.32	\$ -	\$ -	\$ 170.49	\$ 128,491.81
R & B -3	\$ 229,500.39	\$ -	\$ -	\$ 304.90	\$ 229,805.29
R & B -4	\$ 417,778.41	\$ -	\$ -	\$ 555.04	\$ 418,333.45
FM & L	\$ 340,822.91	\$ -	\$ -	\$ 452.82	\$ 341,275.73
ADULT PROBATION	\$ 227,757.75	\$ -	\$ -	\$ 302.59	\$ 228,060.34
PERM IMP	\$ 1,263,664.55	\$ 50,000.00	\$ -	\$ 1,689.47	\$ 1,315,354.02
CC LIBRARY	\$ 31,311.81	\$ -	\$ -	\$ 41.62	\$ 31,353.43
JP- CH SECURITY	\$ 10,504.12	\$ -	\$ -	\$ 13.97	\$ 10,518.09
COURTHOUSE SECURITY	\$ 82,780.25	\$ -	\$ -	\$ 109.96	\$ 82,890.21
RECORDS MANAGEMENT	\$ 16,486.23	\$ -	\$ -	\$ 21.90	\$ 16,508.13
RECORDS PRESERVATION	\$ 764.53	\$ -	\$ -	\$ 0.97	\$ 765.50
ARCHIVE FEES	\$ 41,482.56	\$ -	\$ -	\$ 55.09	\$ 41,537.65
2012 GO REFUNDING	\$ 176,139.42	\$ 25,000.00	\$ -	\$ 239.31	\$ 201,378.73
STATE FEES	\$ 10,770.17	\$ 50,000.00	\$ -	\$ 24.93	\$ 60,795.10
DIST ATTY FORFEITURE	\$ 26,080.27	\$ -	\$ -	\$ 34.66	\$ 26,114.93
SHERIFF FORFEITURE	\$ 91,390.35	\$ -	\$ -	\$ 121.42	\$ 91,511.77
JAIL COMMISSARY	\$ 40,981.57	\$ -	\$ -	\$ 54.45	\$ 41,036.02
HOTEL/MOTEL TAX	\$ 102,955.40	\$ -	\$ -	\$ 136.78	\$ 103,092.18
TOTAL: TREAS FUND	\$ 9,113,910.50	\$ 125,000.00	\$ -	\$ 12,134.91	\$ 9,251,045.41

YEAR - TO - DATE INTEREST	BAL FORWARD	CURRENT INT.	BALANCE
	\$ 27,599.97	\$ 12,134.91	\$ 39,734.88

AVG. YEILD FOR DEC 2019 1.56% MKT VALUE / SHARE \$ 1.00

Cooke County

Attn: Patty Brennan
101 S. Dixon Street
Gainesville, TX 76240

Depositor Statement

December 1, 2019 - December 31, 2019

Account #: 104791304900

Account at-a-Glance

Beginning Balance	2,008,475.59
+ Net Deposits	0.00
+ Net Accrued Interest ²	2,593.41
Ending Balance	2,011,069.00
Days In Period ⁴	31
Average Daily Balance ⁵	2,008,475.59
Net APY This Period ⁸	1.53%
Net APR This Period ⁶	1.5203%
Available Balance ⁷	2,008,475.59

Depositor Information

Website: www.ficaaccount.com

Support Center: (866) 343-5516

Account Transactions

Description	Date	Amount(USD\$)
No transactions in this period		

Insured Depository Detail

Depository Bank	FDIC Cert#	Balance(USD\$)
Admirals Bank	27015	144.33
Allegiance Bank Texas	58629	218.39
American Pride Bank	58584	42.04
Anstaff Bank	3869	417.21
Asian Bank	34759	1,096.53
BCBank Inc.	20215	1,128.01
BNB Bank	6976	1,269.17
Banc of California, National Association	35498	18,697.26
BancCentral National Association	4033	279.58
BancorpSouth Bank	11813	207.69
Bank Michigan	1008	758.05
Bank of Brookhaven	35439	48.02
Bank of China - New York Branch	33653	30,490.55
Bank of England	13303	892.16
Bank of Lindsay	19087	1,040.56
Bank of Southern California National Associat	57044	22.95
Bank of the Ozarks	110	41.27
Bank3	15205	733.00
BankUnited National Association	58979	242,837.89

Cooke County

Attn: Patty Brennan
101 S. Dixon Street
Gainesville, TX 76240

Depositor Statement

December 1, 2019 - December 31, 2019

Account #: 104791304900

Depository Bank	FDIC Cert#	Balance(USD\$)
Bankers Bank of Kansas	27351	358.40
Bankwell Bank	57368	95.70
Bar Harbor Bank & Trust	11971	3,154.69
Blue Ridge Bank, National Association	35274	741.31
BoFi Federal Bank	35546	14,998.06
Boonville Federal Savings Bank	30128	1,563.96
Brunswick State Bank	13692	563.06
C US Bank	18443	28.74
CFBank	28263	412.30
Camden National Bank	4255	47.58
Campbell County Bank Inc.	16161	38.38
Capital Bank National Association	35278	4,623.72
Capital One National Association	4297	83,093.90
Cathay Bank	18503	25.40
Cedar Rapids State Bank	18820	34.97
CedarStone Bank	57684	191.73
Cendera Bank National Association	3098	53.57
Centennial Bank	11241	8,867.99
Centric Bank	7461	1,548.27
CVista Bank	12982	4,332.86
Citibank N.A.	7213	6,030.64
Citizens Bank	14851	10.23
Citizens Bank National Association	12309	432.24
CommerceWest Bank	57176	1,424.62
Commercial Bank of Nelson	12246	83.84
Community Bank of the Bay	34210	5,596.70
ConnectOne Bank	57919	128,961.61
Cooperative Bank of Cape Cod	26517	13.96
Cornerstone Bank	5635	14.15
Cornerstone Bank	90282	59.12
Cornerstone Community Bank	58411	55.16
Covenant Bank	58502	562.43
Crown Bank	35480	10.14
Customers Bank	34444	291.64
Diamond Bank	1527	99.35
Dime Bank	9888	64.55
East West Bank	31628	258.01
Elderton State Bank	12985	109.76
Equity Bank	25858	3,482.87
Evergreen Bank Group	35230	263.82
Exchange Bank	1435	1,713.63
Exchange Bank and Trust Company	13366	1,273.49
Fannin Bank	5589	368.80
Farmers & Merchants Savings Bank	10492	76.01
Farmers Trust and Savings Bank	12858	494.37
Farmers and Drovers Bank	12602	15.64
Farmers and Merchants State Bank	501	136.78
Farmers and Merchants State Bank of	1599	405.94
Fayette Savings Bank SSB	31936	16.58

Depositor Statement

December 1, 2019 - December 31, 2019

Account #: 104791304900

Cooke County

Attn: Patty Brennan
101 S. Dixon Street
Gainesville, TX 76240

Depository Bank	FDIC Cert#	Balance(USD\$)
Federal Savings Bank	35518	47.07
Fifth Third Bank	6672	18,605.67
Financial Federal Bank	31840	2,263.50
First Bank	58481	2,036.68
First Carolina Bank	35530	12,033.07
First Central Savings Bank	34969	8,892.34
First Community Bank of Bedford County	27211	923.97
First Community Bank of Western Kentucky	14735	57.47
First County Bank	18204	426.02
First Federal Community Bank National Associa	29787	22.64
First Federal Savings Bank	29056	16.49
First Financial Bank	28905	4,363.06
First Financial Bank National Association	4382	10.02
First Midwest Bank of Dexter	19001	2,101.94
First N.A.	4256	371.93
First National Bank of Long Island	7072	3,754.59
First National Bank of Michigan	58259	35,160.71
First National Bank of Mifflintown	7613	163.85
First National Bank of Ottawa	3719	231.58
First National Bank of Pennsylvania	7888	9,114.38
First Savings Bank Northwest	29058	323.90
First State Bank	13622	1,822.81
First State Bank	19163	134.68
First State Bank Nebraska	13868	4,522.03
First State Bank of DeQueen	21805	812.49
Florida Business Bank	35304	1,740.12
Franklin Savings Bank	19836	8,931.29
Franklin Synergy Bank	58714	21,568.21
GBC International Bank	22366	1,898.77
Gateway Bank	8730	14.69
Georgia Banking Company	57071	1,310.65
Gold Coast Bank	58654	353.45
Golden Pacific Bank National Association	26881	12.28
Gorham Savings Bank	17748	1,162.79
Great Midwest Bank SSB	29657	234.39
Guaranty Bank	28670	1,905.02
Guardian Bank	57127	10.82
Happy State Bank	10359	8,228.79
Hardin County Bank	20993	52.06
Hardin County Savings Bank	5817	848.49
Hawthorn Bank	10619	208,166.96
Heritage Bank	26372	17.55
Horizon Bank	14327	1,790.91
Hyperion Bank	58371	88.41
IBERIABANK	28100	702.50
Independent Bank	3076	781.16
Inland Bank and Trust	22444	87.35
International City Bank National Association	25648	16,639.82
Investar Bank	58316	42,292.25

Cooke County

Attn: Patty Brennan
101 S. Dixon Street
Gainesville, TX 76240

Depositor Statement

December 1, 2019 - December 31, 2019

Account #: 104791304900

Depository Bank	FDIC Cert#	Balance(USD\$)
Ion Bank	18198	3,216.02
Israel Discount Bank of New York	19977	27,123.81
Kennett National Bank	18879	27.53
Lake City Bank	13102	18.81
Landmark Community Bank	34982	4,197.42
Landmark National Bank	5826	63.53
Lead Bank	8283	121.35
Legacy Bank & Trust Company	22319	927.95
Legends Bank	34936	13.46
Leighton State Bank	10118	17.90
Level One Bank	58604	60.39
Lewis & Clark Bank	58428	15,850.39
Lone Star Bank	58324	24.22
MainStreet Bank	57742	28,772.48
Manufacturers Bank	18618	373.74
Mascoma Savings Bank	18013	1,502.66
Meramec Valley Bank	19200	84.91
Merchants & Planters Bank	16464	733.43
Merchants Bank of Indiana	8056	8,028.07
Meridian Bank	57777	58,083.63
Metropolitan National Bank	34699	15,072.63
Mid Penn Bank	9889	73,795.91
MidCoast Community Bank	58498	444.85
Middlefield Banking Company	13716	65.88
MutualBank	27744	59.16
NewBank	58203	2,096.22
NexBank SSB	29209	202,921.35
North Side Bank and Trust Company	9457	51.53
Ohio Valley Bank Company	384	573.19
One American Bank	6078	544.06
Opportunity Bank of Montana	30182	750.40
Pacific Coast Bankers Bank	34252	192.29
Pacific Enterprise Bank	58415	4,413.04
Pacific Mercantile Bank	34940	1,039.84
Paducah Bank and Trust Company	16664	15.47
Peapack-Gladstone Bank	11035	4,389.29
Piedmont Bank	58374	102.42
Pilot Bank	27045	25.79
Pinnacle Bank	10634	60.20
Preferred Bank	33539	5,251.88
Prime Alliance Bank	57920	498.80
Progress Bank and Trust	58719	9,673.76
PromiseOne Bank	58657	377.98
Providence Bank	1643	4,893.80
Provident Bank	90141	354.75
Reading Co-operative Bank	26620	449.17
Relyance Bank National Association	19371	1,025.54
RiverBend Bank	26708	84.38
Riverwind Bank	15035	161.27

Depositor Statement

December 1, 2019 - December 31, 2019

Account #: 104791304900

Cooke County

Attn: Patty Brennan
101 S. Dixon Street
Gainesville, TX 76240

Depository Bank	FDIC Cert#	Balance(USD\$)
Royal Savings Bank	28068	3,757.51
Salem Co-operative Bank	27824	13.54
Sandy Spring Bank	4865	323.09
SaviBank	57978	4,926.04
Savoy Bank	58641	39.98
Seaside National Bank & Trust	58328	1,364.44
Security Bank	5424	20,148.03
Security Bank and Trust Company	9172	664.63
Security First Bank	5415	466.50
Signature Bank	57053	237.07
Simmons First National Bank	3890	139.90
Southern Bank	28332	234,751.44
Southern States Bank	58558	11.71
Southside Bank	18297	361.08
St. Henry Bank	9871	573.53
Stockmans Bank	12285	3,114.92
Sussex Bank	22221	59,404.48
Texas Capital Bank National Association	34383	71.60
Texas Citizens Bank National Association	58319	83.01
Third Coast Bank SSB	58716	18,629.56
Tradition Capital Bank	58057	14.01
TriState Capital Bank	58457	82,568.38
Uinta Bank	1167	607.77
UniBank	58407	2,907.37
Union Savings and Loan Association	27752	163.89
United Bank	22858	16,612.93
Univest Bank and Trust Co.	7759	89.52
Valley National Bank	23737	24.32
Valley National Bank	9396	11,805.59
Valliance Bank	57841	229.35
Verus Bank of Commerce	58025	11.02
Washington Trust Company of Westerly	23623	59,906.89
Webster Five Cents Savings Bank	90297	56.60
Western Alliance Bank	57512	761.71
Woori America Bank	24920	490.68
Aggregate Net Accrued Interest ³		2,593.41

Total 2,011,069.00

Disclosure Information

¹ The Federally Insured Cash Account ("FICA®") is not a member of the Federal Deposit Insurance Corporation ("FDIC"), but the banks in which the money is deposited are FDIC members. The FDIC is an independent agency of the U.S. government that protects the funds depositors place in FDIC insured institutions. FDIC deposit insurance is backed by the full faith and credit of the U.S. government.

² Net Accrued Interest is the estimated amount of the accrued interest earned for the current month less any FICA Fee with respect to such interest. Net Accrued Interest cannot be withdrawn from the account until it is credited to the account. There is no guarantee that the account holder will receive the full amount as stated. Refer to the U.S. Bank Custodial Statement, provided via ficaaccount.com, for further details regarding interest earned and fees charged. Net Accrued Interest is for informational purposes only.

Cooke County

Attn: Patty Brennan
101 S. Dixon Street
Gainesville, TX 76240

Depositor Statement

December 1, 2019 - December 31, 2019

Account #: 104791304900

3 Aggregate Net Accrued Interest is the sum of the current month's Net Accrued Interest and any prior period Net Accrued Interest not yet paid.

4 Days In Period ("DIP") is the number of days in the period beginning on, and including the later of, the first day of the month or the business day an Initial deposit is received by the FICA Custodian if received on or before 3:00PM EST or the business day immediately following if received after 3:00PM EST, and ending on, and including, the last day of the month. DIP does not include any date on which the balance is zero.

5 Average Daily Balance is the sum of the beginning balance plus any deposits less any withdrawals averaged across number of days in DIP.

6 Net APR This Period is the annualized rate that reflects the relationship between the net interest received plus any Net Accrued Interest and the Average Daily balance for the statement period. Current yield may be lower or higher than what is stated.

7 Available Balance reflects the amount that can be withdrawn as of the date of the statement. This balance is the Ending Balance less the Aggregate Net Accrued Interest amount.

8 The APY (annual percentage yield) is based on an APR (annual percentage rate) for the period indicated as reported by StoneCastle. Current yield may be lower or higher than what is stated due to changes in market or business conditions.

*Interest will not accrue for balances of \$1,000.00 or lower

We encourage you to compare the information provided in our statement with the U.S. Bank custody statement. You may access the U.S. Bank custody statement by calling 1-866-343-5516.

StoneCastle Cash Management, LLC is an SEC Registered Investment Advisor. StoneCastle Cash Management, LLC is an affiliate of StoneCastle Partners, LLC, a leading asset management and financial services company dedicated to investing and serving the community banking sector. Performance data shown represents past performance, and is no guarantee of future results. Rates may change without notice. Please read the Terms and Conditions relating to the FICA® program for more complete information and the governing terms of the account. Review your statement for accuracy. If you have any questions regarding your account, contact a FICA® representative. Registration with the SEC does not imply a particular level of skill or training.



PROSPERITY BANK[®]

EL CAMPO, TX

Pledge Security Listing

December 31, 2019

ID	CUSIP	Description	Safeskeeping Location	Safeskeeping Receipt	Coupon	Maturity Date	Call Date	Moody	S&P	Fitch	ASC 320	Face Amount	Current Par	Current Book Value	Market Value	Gain/(Loss)
COOKE COUNTY																
2047	3128MBNA1	FHLMC #G12885	FHLB	X	5.00	06/01/2021		AAA	AA+	AAA	HTM	157,950	380.15	380.16	382.00	1.84
2107	31410GSS8	FNMA #889257	FHLB	X	5.00	04/01/2021		AAA	AA+	AAA	HTM	105,405	256.91	256.91	258.78	1.87
3643	3128MWQ4	FHLMC #G18469	FHLB		2.00	09/01/2028		AAA	AA+	AAA	HTM	212,158	79,360.37	79,521.97	79,235.49	(286.47)
Total for COOKE COUNTY												475,513	79,997.43	80,159.04	79,876.27	(282.76)

Although the information in this report has been obtained from sources believed to be reliable, its accuracy cannot be guaranteed.

Landmark Bank, N.A.
 Cooke County
 As of: Tuesday, December 31, 2019

Detail Section:

<u>Account No.</u>	<u>Balance</u>	<u>Int Rate</u>	<u>Type</u>	<u>Officer</u>
28002408	\$0	0.00%	TDSV	R1B
28002416	\$0	0.00%	TDSV	R1B
28900090	\$152,973	0.00%	CK	R1B
28900287	\$6,677,251	0.70%	CK	R1B
28900325	\$22,000	0.00%	CK	R1B
28900333	\$0	0.00%	CK	R1B
28900341	\$0	0.00%	CK	R1B
28900368	\$134,600	0.70%	CK	R1B
28900376	\$147,553	0.00%	CK	R1B
28900384	\$7,035	0.00%	CK	R1B
28900392	\$1,012	0.00%	CK	R1B
28900406	\$41,579	0.00%	CK	R1B
28900414	\$164	0.00%	CK	R1B
28900422	\$0	0.00%	CK	R1B
28900449	\$0	0.00%	CK	R1B
28900457	\$0	0.00%	CK	R1B
28900465	\$0	0.00%	CK	R1B
28900481	\$112,398	0.00%	CK	R1B
28900511	\$2,079	0.00%	CK	R1B
28900538	\$122	0.00%	CK	R1B
28901259	\$3,435	0.00%	CK	ELE
28901593	\$0	0.00%	CK	JDH
4170003539	\$73,950	0.00%	CK	R1B
4170009684	\$0	0.00%	CK	R1B
4170009700	\$7,491	0.00%	CK	R1B
4170013934	\$0	0.00%	CK	JDH
4170023065	\$0	0.00%	CK	R1B
4170045332	\$23,108	0.00%	CK	T1G
4170049177	\$0	0.00%	CK	T1G
4170056479	\$710,430	0.00%	CK	T1G
4170056487	\$29,000	0.00%	CK	T1G
4170800744	\$0	0.00%	TDSV	JDH
4170800751	\$0	0.00%	TDSV	JDH
4170801528	\$0	0.00%	TDSV	R1B
4170801536	\$0	0.00%	TDSV	R1B
4170802286	\$0	0.00%	TDSV	JDH
4170802294	\$0	0.00%	TDSV	JDH
4170802849	\$0	0.00%	TDSV	JDH

4170802856	\$0	0.00%	TDSV	JDH
4170803896	\$0	0.00%	TDSV	R1B
4170803904	\$0	0.00%	TDSV	R1B
4170804019	\$0	0.00%	TDSV	R1B
4170804142	\$0	0.00%	TDSV	R1B
4170804159	\$0	0.00%	TDSV	R1B
4170804415	\$0	0.00%	TDSV	T1G
4170804423	\$0	0.00%	TDSV	T1G
4170804761	\$0	0.00%	TDSV	T1G
4170804779	\$0	0.00%	TDSV	T1G
4170805073	\$0	0.00%	TDSV	T1G
4170805081	\$0	0.00%	TDSV	T1G
4170805198	\$8,000	1.05%	TDSV	JDH
4170805677	\$0	0.00%	TDSV	T1G
4170805685	\$0	0.00%	TDSV	T1G
4170806451	\$0	0.00%	TDSV	T1G
4170806469	\$0	0.00%	TDSV	T1G
4170806691	\$0	0.00%	TDSV	T1G
4170806709	\$0	0.00%	TDSV	T1G
4170807095	\$0	0.00%	TDSV	T1G
4170807103	\$0	0.00%	TDSV	T1G
4170807822	\$7,500	1.90%	TDSV	T1G
4170807830	\$7,500	1.90%	TDSV	T1G
4170808333	\$500,000	2.34%	TDSV	T1G
4170808341	\$500,000	2.34%	TDSV	T1G

Collateral Section:

<u>Description / LOC No.</u>	<u>Amount</u>	<u>Maturity Date</u>
Securities - Market Value	\$9,190,267	(See add'l report)

Pledge Report Summary:

Total Deposits	\$ 9,169,180
Plus Additional Coverage (per Agreement)	\$ 0
Total Collateral Needed	<u>\$ 9,169,180</u>
Collateral Pledged	\$ 9,190,267
FDIC Insurance	\$ 250,000
Total Collateral Provided	<u>\$ 9,440,267</u>
Total Public Funding Excess / (Needed)	<u>\$ 271,087</u>



FHN FINANCIAL

Pledge Report

Landmark Bank
Client #: 5961
1/31/2020 1:57:02 PM

Group	CUSIP	Description	Ticket Intention	Mat Date Coupon	Pig Amount Location	Factor Factor Date	Mkt Price Price Date	Pledged Par	Pig Mkt Val	Pig Book Val
J7BM - COOKE COUNTY :										
MB2	3132DMBC8		1209689	2047-04-01	2,850,000.00	0.9291432700	102.410004	2,648,058.32	2,711,876.63	2,717,509.23
	FHLMC Pool #SD0035		AFS	3.00000	FED	2019-12-01	2020-01-02			
MB2	3140X5C68		1214267	2047-01-01	6,500,000.00	0.9736420100	102.533997	6,328,673.07	6,489,041.45	6,483,514.23
	FNMA POOL #FM1892		AFS	3.00000	FED	2019-12-01	2020-01-02			
J7BM Totals					\$9,350,000.00			\$8,976,731.39	\$9,200,918.08	\$9,201,023.46

PAGE 1 12/31/19 19:24:50
HOLDINGS BAPN032N
CC1 PROD

FEDERAL RESERVE BANK PLEDGEE

DISTRB PT J1
AS OF CLOSE OF BUSINESS 12-31-2019

PLEDGEE: COOKE COUNTY J7BM INSTITUTION ID: #J7BM
100 S. DIXON
RM. 106

GAINESVILLE TX 76240

HOLDER : 081500862 - LANDMARK BANK

RESP FRB:H1

ACCOUNT: J7BM - *COOKE COUNTY

CUSIP #

BVF

PAR

BALANCE	BOOK VALUE	
3132DMBC8 FEPC 03.000 CLSD0035 04-01-47		0.9291432700
2,850,000.00	2,648,058.32	
3140X5C68 FNMS 03.000 CLFM1892 01-01-47		0.9736420100
3,500,000.00	3,407,747.04	
		SUBTOTAL:
6,350,000.00	6,055,805.36	
		GRAND TOTAL:
6,350,000.00	6,055,805.36	

PAGE 1 01/02/20 19:11:45
ACTIVITY BAPN032N
01/02/20 CC1 PROD

FEDERAL RESERVE BANK PLEDGEE

DISTRB PT J1
CYCLE DATE 01-02-2020

PLEDGEE: COOKE COUNTY
100 S. DIXON
RM. 106

J7BM INSTITUTION ID: #J7BM

GAINESVILLE TX 76240

HOLDER : 081500862 - LANDMARK BANK

RESP FRB:H1

ACCOUNT: J7BM - *COOKE COUNTY

CUSIP # TRANSACTION ID

PAR AMOUNT CLOSING

PAR BAL BVF BOOK VALUE

3140X5C68 FNMS 03.000 CLFM1892 01-01-47

6,500,000.00 0.9736420100 6,328,673.07

0102 QMGBA003 000424

3,000,000.00+

COMBINED STATEMENT OF CASH POSITION FOR DECEMBER

FUND NAME	CHECKING ACCOUNT	CHECKING AMOUNT	TDOA ACCOUNT	TDOA AMOUNT	FUND TOTAL
2020 001 GENERAL	TREAS FUND	3,236,015.79	TEXPOOL LOGIC TEXSTAR STONE CERT DEPOS	5,572,639.39 3,253,634.40 5,554,852.99 2,011,069.00 1,750,000.00	21,378,211.57
2020 011 ROAD & BRIDGE 1	TREAS FUND	628,400.88	TEXPOOL LOGIC TEXSTAR STONE	547,950.84 353,654.00 327,370.04	1,897,375.76
2020 012 ROAD & BRIDGE 2	TREAS FUND	432,335.03	TEXPOOL LOGIC TEXSTAR	128,903.56 136,747.22 128,491.81	826,477.62
2020 013 ROAD & BRIDGE 3	TREAS FUND	431,728.44	TEXPOOL LOGIC TEXSTAR	249,175.29 254,644.96 229,805.29	1,175,353.98
2020 014 ROAD & BRIDGE 4	TREAS FUND	510,415.41	TEXPOOL LOGIC TEXSTAR	443,258.08 390,717.72 418,333.45	1,762,724.66
2020 018 CERTZ TIF	TREAS FUND		TEXPOOL LOGIC		
2020 019 FM & LATERAL	TREAS FUND	16,419.33	TEXPOOL LOGIC TEXSTAR	333,414.39 105,333.22 341,275.73	796,442.67
2020 020 TUPC	TREAS FUND	3,486.95	TEXPOOL LOGIC TEXSTAR	13,083.23	16,570.18
2020 021 JUVENILE PROB-ISP	TREAS FUND	7,421.87	TEXPOOL LOGIC TEXSTAR	5,058.18	12,480.05
2020 022 JUVENILE PROBATION	TREAS FUND	16,036.45	TEXPOOL		16,036.45
2020 023 JUVENILE PROB. IV-E	TREAS FUND	100.39	TEXPOOL LOGIC TEXSTAR		100.39
2020 024 JUVENILE DELINQUENCY PREVENT	TREAS FUND		TEXPOOL LOGIC TEXSTAR		
2020 028 ADULT PROBATION	TREAS FUND	42,792.96	TEXPOOL LOGIC TEXSTAR	252,679.05 157,819.92 228,050.34	681,352.27
2020 029 COMMUNITY CORRECTIONS	TREAS FUND	9,936.35	TEXPOOL LOGIC		9,936.35
2020 031 CONTRACT ELECTIONS	TREAS FUND	8,700.36	TEXPOOL		8,700.36

DATE	FUND NAME	CHECKING ACCOUNT	CHECKING AMOUNT	TDOA ACCOUNT	TDOA AMOUNT	FUND TOTAL
2020 032	DISTRICT CLERK PRESERVATION	TREAS FUND	2,654.20	TEXPOOL LOGIC	10,565.70	13,219.90
2020 033	COUNTY/DISTRICT TECHNOLOGY	FTREAS FUND	7,153.66	TEXPOOL LOGIC	1,601.66	8,755.32
2020 034	COURT REPORTER	TREAS FUND	13,445.41	TEXPOOL LOGIC	19,348.81	32,794.22
2020 035	PERMANENT IMPROVEMENT	TREAS FUND	224,370.86	TEXPOOL LOGIC	1,325,265.20	3,373,513.67
2020 037	LAW ENFORCEMENT ED	TREAS FUND	4,611.55	TEXPOOL LOGIC	10,563.48	15,175.03
2020 038	JP TECH	TREAS FUND	31,631.05	TEXPOOL LOGIC	17,755.96	49,387.01
2020 040	LAW LIBRARY	TREAS FUND	36,852.49	TEXPOOL LOGIC	116,506.14	179,601.87
2020 041	CC LIBRARY FUND	TREAS FUND	16,575.76	TEXPOOL LOGIC	28,529.93	76,459.12
2020 042	CC HISTORICAL COMM.	TREAS FUND	3,562.68	TEXPOOL LOGIC	5,303.15	3,562.68
2020 043	JP COURTHOUSE SECURITY	TREAS FUND	11,973.33	TEXPOOL LOGIC	10,518.09	27,794.57
2020 044	COURTHOUSE SECURITY	TREAS FUND	24,102.32	TEXPOOL LOGIC	102,585.73	262,244.84
2020 045	FLOOD DAMAGE	TREAS FUND		TEXPOOL LOGIC	52,666.58	
2020 046	CHAPTER 19	TREAS FUND	501.71-	TEXPOOL LOGIC	82,890.21	501.71-
2020 047	CC RECORDS MANAGEMENT	TREAS FUND	2,248.60	TEXPOOL LOGIC	19,725.64	2,248.60
2020 048	COUNTY RECORDS MANAGEMENT	TREAS FUND	18,086.36	TEXPOOL LOGIC	55,453.69	109,773.82

FUND NAME	CHECKING ACCOUNT	CHECKING AMOUNT	TDOA ACCOUNT	TDOA AMOUNT	FUND TOTAL
2020 049 CC RECORDS PRESERVATION	TREAS FUND	35,979.77-	TEXPOOL LOGIC TEXSTAR	902.99	34,311.28-
2020 050 DIST CLERK RECORDS MANAGEMENT	TREAS FUND	17,455.37	TEXPOOL LOGIC TEXSTAR	15,851.91	33,307.28
2020 051 DISTRICT CLERK ARCHIVE	TREAS FUND	19,488.78	TEXPOOL LOGIC TEXSTAR	4,226.85	23,715.63
2020 052 COUNTY CLERK ARCHIVE FEE	TREAS FUND	26,726.91	TEXPOOL LOGIC TEXSTAR	57,520.84	152,028.64
2020 053 CA CHECK COLLECTING	TREAS FUND	732.56	TEXPOOL LOGIC TEXSTAR	2,699.19	3,431.75
2020 054 DA CHECK COLLECTING	TREAS FUND	150.34	TEXPOOL		150.34
2020 055 CO ATTY FORFEITURE	TREAS FUND		TEXPOOL LOGIC TEXSTAR	31,744.51	92,822.75
2020 056 DISTRICT ATTY FORFEITURE	TREAS FUND	8,720.07	TEXPOOL LOGIC TEXSTAR	26,243.24	108,282.26
2020 057 D A SEIZURE FUND	TREAS FUND	108,282.26	TEXPOOL		
2020 058 SHERIFF FORFEITURE	TREAS FUND	30,215.50	TEXPOOL LOGIC TEXSTAR	95,163.82	243,134.33
2020 059 JAIL COMMISSARY	TREAS FUND	28,965.58	TEXPOOL LOGIC TEXSTAR	82,342.17	152,343.77
2020 061 2004 GO REFUNDING DEBT SERVITREAS FUND	TREAS FUND	273,662.05	TEXPOOL LOGIC TEXSTAR	244,946.97	903,328.82
2020 088 STATE FEES	TREAS FUND	76,787.57	TEXPOOL LOGIC TEXSTAR	59,019.51	196,602.18
2020 090 OFFICER'S TRUST	TREAS FUND		TEXPOOL	60,795.10	
2020 091 LIBRARY TRUST - LIDDELL	TREAS FUND	1,009.31	CERT DEPOS	15,000.00	16,009.31
2020 092 LIBRARY TRUST - ROSENSTEIN	TREAS FUND	874.54	CERT DEPOS	19,000.00	19,874.54
2020 098 PAYROLL CLEARING	PAYROLL	1,120,553.49			1,120,553.49
2020 100 CHILD ABUSE PREVENTION FUND	TREAS FUND	355.31	TEXPOOL		355.31

FUND NAME	CHECKING ACCOUNT	CHECKING AMOUNT	TDOA ACCOUNT	TDOA AMOUNT	FUND TOTAL
2020 101 PRETRIAL DIVERSION	TREAS FUND	13,720.03	TEXPOOL LOGIC	168,433.74	13,720.03
2020 102 HOTEL OCCUPANCY TAX FUND	TREAS FUND	35,926.76	TEXSTAR	103,092.18	307,451.68
TOTAL		7,468,203.43		28,620,388.65	36,088,592.08

CHECK ACCOUNT

ACCOUNT BALANCE - TREAS FUND
ACCOUNT BALANCE - PAYROLL

TOTAL

CHECK
6,347,649.94
1,120,553.49

7,468,203.43

TDOA ACCOUNT

ACCOUNT BALANCE - TEKPOOL
ACCOUNT BALANCE - LOGIC
ACCOUNT BALANCE - TEXSTAR
ACCOUNT BALANCE - STONE
ACCOUNT BALANCE - CERT DEPOS

TOTAL

TDOA
9,966,764.91
5,607,509.33
9,251,045.41
2,011,069.00
1,784,000.00

28,620,388.65

ACCOUNT NAME	BEGINNING CASH BALANCE	CASH RECEIPTS	CASH DISBURSEMENTS	ENDING CASH BALANCE
2020 001 GENERAL	1,286,362.32	4,131,077.34	2,181,423.87	3,236,015.79
CASH - GENERAL FUND	2,342.00	2,460.66	.00	4,802.66
CASH ON HAND	5,564,970.26	7,659.13	.00	5,572,639.39
CASH INVESTED - TEXPOOL	3,248,620.40	5,014.00	.00	3,253,634.40
CASH INVESTED - LOGIC	5,547,482.81	7,370.18	.00	5,554,852.99
CASH INVESTED - TEXSTAR	2,008,475.59	2,593.41	.00	2,011,069.00
T-BILLS - INVESTMENTS	.00	.00	.00	.00
CASH INVESTMENT-CD	1,750,000.00	.00	.00	1,750,000.00
FUND TOTALS	19,408,253.38	4,156,184.72	2,181,423.87	21,383,014.23

ACCOUNT NAME	BEGINNING CASH BALANCE	CASH RECEIPTS	CASH DISBURSEMENTS	ENDING CASH BALANCE
2020 011 ROAD & BRIDGE 1	339,848.38	386,986.64	98,434.14	628,400.88
CASH - ROAD & BRIDGE # 1	347,428.01	200,522.83	.00	547,950.84
CASH INVESTED - TEXPOOL	393,047.34	606.66	.00	393,654.00
CASH INVESTED - LOGIC	326,935.68	434.36	.00	327,370.04
CASH INVESTED - TEXSTAR	.00	.00	.00	.00
STONE CASTLE	.00	.00	.00	.00
T-BILL INVESTMENTS	.00	.00	.00	.00
FUND TOTALS	1,407,259.41	588,550.49	98,434.14	1,897,375.76

ACCOUNT NAME	BEGINNING CASH BALANCE	CASH RECEIPTS	CASH DISBURSEMENTS	ENDING CASH BALANCE
2020 012 ROAD & BRIDGE 2	263,197.58	387,010.21	217,872.76	432,335.03
CASH - ROAD & BRIDGE # 2	128,726.17	177.39	.00	128,903.56
CASH INVESTED - TEXPOOL	136,536.47	210.75	.00	136,747.22
CASH INVESTED - LOGIC	128,321.32	170.49	.00	128,491.81
CASH INVESTED - TEXSTAR	.00	.00	.00	.00
T-BILL INVESTMENTS	.00	.00	.00	.00
FUND TOTALS	656,781.54	387,568.84	217,872.76	826,477.62

ACCOUNT NAME	BEGINNING CASH BALANCE	CASH RECEIPTS	CASH DISBURSEMENTS	ENDING CASH BALANCE
2020 013 ROAD & BRIDGE 3	194,561.86	387,319.60	150,153.02	431,728.44
CASH - ROAD & BRIDGE # 3	248,832.36	342.93	.00	249,175.29
CASH INVESTED - TEXPOOL	264,237.16	407.80	.00	264,644.96
CASH INVESTED - LOGIC	229,500.39	304.90	.00	229,805.29
CASH INVESTED - TEXSTAR	.00	.00	.00	.00
T-BILL INVESTMENTS	.00	.00	.00	.00
FUND TOTALS	937,131.77	388,375.23	150,153.02	1,175,353.98

ACCOUNT NAME	BEGINNING CASH BALANCE	CASH RECEIPTS	CASH DISBURSEMENTS	ENDING CASH BALANCE
2020 014 ROAD & BRIDGE 4	307,396.35	386,877.13	183,858.07	510,415.41
CASH - ROAD & BRIDGE # 4	442,648.09	609.99	.00	443,258.08
CASH INVESTED - TEXPOOL	390,115.63	602.09	.00	390,717.72
CASH INVESTED - LOGIC	417,778.41	555.04	.00	418,333.45
CASH INVESTED - TEXSTAR	.00	.00	.00	.00
T-BILL INVESTMENTS	.00	.00	.00	.00
FUND TOTALS	1,557,938.48	388,644.25	183,858.07	1,762,724.66

ACCOUNT NAME	BEGINNING CASH BALANCE	CASH RECEIPTS	CASH DISBURSEMENTS	ENDING CASH BALANCE
2020 018 CERTZ TIF	.00	.00	.00	.00
CASH - CERTZ TIF	.00	.00	.00	.00
CASH INVESTED	.00	.00	.00	.00
CASH INVESTED - LOGIC	.00	.00	.00	.00
T-BILL INVESTMENT	.00	.00	.00	.00
FUND TOTALS	.00	.00	.00	.00

ACCOUNT NAME	BEGINNING CASH BALANCE	CASH RECEIPTS	CASH DISBURSEMENTS	ENDING CASH BALANCE
2020 019 FM & LATERAL	15,191.53	1,227.80	.00	16,419.33
CASH - FM & LATERAL	332,955.53	458.86	.00	333,414.39
CASH INVESTED	105,170.89	162.33	.00	105,333.22
CASH INVESTED - LOGIC	340,822.91	452.82	.00	341,275.73
CASH INVESTED - TEXSTAR	.00	.00	.00	.00

ACCOUNT NAME	BEGINNING CASH BALANCE	CASH RECEIPTS	CASH DISBURSEMENTS	ENDING CASH BALANCE
2020 020 TUPC				
CASH - T.U.P.C.	43,123.65	30.64	39,667.34	3,486.95
CASH INVESTED	13,065.26	17.97	.00	13,083.23
CASH INVESTED - LOGIC	.00	.00	.00	.00
CASH INVESTED - TEXSTAR	.00	.00	.00	.00
FUND TOTALS	56,188.91	48.61	39,667.34	16,570.18
2020 021 JUVENILE PROB-ISP				
CASH - JUVENILE PROBATION	7,409.52	12.35	.00	7,421.87
INVESTMENTS	5,051.23	6.95	.00	5,058.18
CASH INVESTED - LOGIC	.00	.00	.00	.00
CASH INVESTED - TEXSTAR	.00	.00	.00	.00
FUND TOTALS	12,460.75	19.30	.00	12,480.05
2020 022 JUVENILE PROBATION				
CASH - JUV. PROB. DIV	15,944.87	91.58	.00	16,036.45
INVESTMENTS	.00	.00	.00	.00
FUND TOTALS	15,944.87	91.58	.00	16,036.45
2020 023 JUVENILE PROB. IV-E				
CASH - IV-E	100.23	.16	.00	100.39
CASH INVESTED	.00	.00	.00	.00
CASH INVESTED - LOGIC	.00	.00	.00	.00
CASH INVESTED - TEXSTAR	.00	.00	.00	.00
FUND TOTALS	100.23	.16	.00	100.39
2020 024 JUVENILE DELINQUENCY PREVENTN				
CASH - JUVENILE DELINQUENCY PR	.00	.00	.00	.00
INVESTMENTS	.00	.00	.00	.00
CASH INVESTED - LOGIC	.00	.00	.00	.00
CASH INVESTED - TEXSTAR	.00	.00	.00	.00
FUND TOTALS	.00	.00	.00	.00
2020 025 ADULT PROBATION				
CASH - ADULT PROBATION	21,981.29	59,753.66	38,941.99	42,792.96
CASH ON HAND	75.00	.08	.00	75.00
CASH INVESTED - TEXPOOL	217,321.80	35,307.25	.00	252,679.05
CASH INVESTED - LOGIC	157,576.72	243.20	.00	157,819.92
CASH INVESTED - TEXSTAR	227,757.75	302.59	.00	228,060.34
FUND TOTALS	624,762.56	95,606.76	38,941.99	681,427.27
2020 029 COMMUNITY CORRECTIONS				
CASH - COMMUNITY CORRECTI	1,393.74	15,724.00	7,181.39	9,936.35
INVESTMENTS	.00	.00	.00	.00
CASH INVESTED - LOGIC	.00	.00	.00	.00
FUND TOTALS	1,393.74	15,724.00	7,181.39	9,936.35
2020 031 CONTRACT ELECTIONS				
CASH - CONTRACT ELECTIONS	8,686.13	14.23	.00	8,700.36
CASH INVESTED - TEXPOOL	.00	.00	.00	.00
CASH INVESTED - LOGIC	.00	.00	.00	.00
FUND TOTALS	8,686.13	14.23	.00	8,700.36
2020 032 DISTRICT CLERK PRESERVATION				
CASH - DISTRICT CLERK PRESVATI	4,112.04	285.33	1,743.17	2,654.20

ACCOUNT NAME	BEGINNING CASH BALANCE	CASH RECEIPTS	CASH DISBURSEMENTS	ENDING CASH BALANCE
INVESTMENTS	10,551.20	14.50	.00	10,565.70
CASH INVESTED - LOGIC	.00	.00	.00	.00
CASH INVESTED - TEXSTAR	.00	.00	.00	.00
FUND TOTALS	10,551.20	14.50	.00	10,565.70

ACCOUNT NAME	BEGINNING CASH BALANCE	CASH RECEIPTS	CASH DISBURSEMENTS	ENDING CASH BALANCE
COUNTY/DISTRICT TECHNOLOGY FUN	24,663.24	299.83	1,743.17	13,219.90
CASH - COUNTY/DISTRICT TECH INVESTMENTS	6,989.77	163.89	.00	7,153.66
CASH INVESTED - LOGIC	1,599.49	2.17	.00	1,601.66
CASH INVESTED - TEXSTAR	.00	.00	.00	.00
FUND TOTALS	8,589.26	166.06	.00	8,755.32

ACCOUNT NAME	BEGINNING CASH BALANCE	CASH RECEIPTS	CASH DISBURSEMENTS	ENDING CASH BALANCE
COURT REPORTER	15,883.34	710.86	3,148.79	13,445.41
CASH - COURT REPORTER FUND INVESTMENTS	19,322.17	26.64	.00	19,348.81
CASH INVESTED - LOGIC	.00	.00	.00	.00
CASH INVESTED - TEXSTAR	.00	.00	.00	.00
FUND TOTALS	35,205.51	737.50	3,148.79	32,794.22

ACCOUNT NAME	BEGINNING CASH BALANCE	CASH RECEIPTS	CASH DISBURSEMENTS	ENDING CASH BALANCE
PERMANENT IMPROVEMENT	290,090.61	184,280.25	250,000.00	224,370.86
CASH - PERMANENT IMPROVEMENT INVESTMENTS	1,298,470.26	26,794.94	.00	1,325,265.20
CASH INVESTED - LOGIC	507,739.91	783.68	.00	508,523.59
CASH INVESTED - TEXSTAR	1,263,664.55	51,689.47	.00	1,315,354.02
STONE CASTLE	.00	.00	.00	.00
T-BILL INVESTMENTS	.00	.00	.00	.00
FUND TOTALS	3,359,965.33	263,548.34	250,000.00	3,373,513.67

ACCOUNT NAME	BEGINNING CASH BALANCE	CASH RECEIPTS	CASH DISBURSEMENTS	ENDING CASH BALANCE
LAW ENFORCEMENT ED	5,143.33	8.22	540.00	4,611.55
CASH - LAW ENFORCEMENT ED INVESTMENTS	10,548.98	14.50	.00	10,563.48
CASH INVESTED - LOGIC	.00	.00	.00	.00
CASH INVESTED - TEXSTAR	.00	.00	.00	.00
FUND TOTALS	15,692.31	22.72	540.00	15,175.03

ACCOUNT NAME	BEGINNING CASH BALANCE	CASH RECEIPTS	CASH DISBURSEMENTS	ENDING CASH BALANCE
JP TECH	30,698.79	1,143.73	211.47	31,631.05
CASH - J P TECH FUND INVESTMENTS	17,731.50	24.46	.00	17,755.96
CASH INVESTED - LOGIC	.00	.00	.00	.00
CASH INVESTED - TEXSTAR	.00	.00	.00	.00
FUND TOTALS	48,430.29	1,168.19	211.47	49,387.01

ACCOUNT NAME	BEGINNING CASH BALANCE	CASH RECEIPTS	CASH DISBURSEMENTS	ENDING CASH BALANCE
LAW LIBRARY	36,000.83	1,334.66	483.00	36,852.49
CASH - LAW LIBRARY INVESTMENTS	106,357.36	10,148.78	.00	116,506.14
CASH INVESTED - LOGIC	26,202.80	40.44	.00	26,243.24
CASH INVESTED - TEXSTAR	.00	.00	.00	.00
FUND TOTALS	168,560.99	11,523.88	483.00	179,601.87

ACCOUNT NAME	BEGINNING CASH BALANCE	CASH RECEIPTS	CASH DISBURSEMENTS	ENDING CASH BALANCE
CC LIBRARY FUND	17,360.38	1,157.75	1,942.37	16,575.76
CASH - COOKE COUNTY LIBRA	28,490.68	39.25	.00	28,529.93
CASH INVESTED - LOGIC	.00	.00	.00	.00
CASH INVESTED - TEXSTAR	31,311.81	41.62	.00	31,353.43
T-BILL INVESTMENTS	.00	.00	.00	.00
FUND TOTALS	77,162.87	1,238.62	1,942.37	76,459.12

ACCOUNT NAME	BEGINNING CASH BALANCE	CASH RECEIPTS	CASH DISBURSEMENTS	ENDING CASH BALANCE
CC HISTORICAL COMM.	3,556.76	5.92	.00	3,562.68
CASH - COOKE CO. HISTORIC				

ACCOUNT NAME	BEGINNING CASH BALANCE	CASH RECEIPTS	CASH DISBURSEMENTS	ENDING CASH BALANCE
--------------	------------------------	---------------	--------------------	---------------------

2020 043 JP COURTHOUSE SECURITY	11,680.62	292.71	.00	11,973.33
CASH INVESTED - LOGIC	5,295.89	7.26	.00	5,303.15
CASH INVESTED - TEXSTAR	10,504.12	.00	.00	10,518.09
FUND TOTALS	27,480.63	13.97	.00	27,794.57

2020 044 COURTHOUSE SECURITY	25,173.26	2,016.31	3,087.25	24,102.32
CASH INVESTED	102,444.50	141.23	.00	102,585.73
CASH INVESTED - LOGIC	52,585.43	81.15	.00	52,666.58
CASH INVESTED - TEXSTAR	82,780.25	109.95	.00	82,890.21
FUND TOTALS	262,983.44	2,348.65	3,087.25	262,244.84

2020 045 FLOOD DAMAGE	.00	.00	.00	.00
CASH - FLOOD DAMAGE	.00	.00	.00	.00
CASH INVESTED - TEXPOOL	.00	.00	.00	.00
CASH INVESTED - LOGIC	.00	.00	.00	.00
FUND TOTALS	.00	.00	.00	.00

2020 046 CHAPTER 19	160.77	160.77	501.71	501.71
CASH - CHAPTER 19	160.77	160.77	501.71	501.71
INVESTMENTS	.00	.00	.00	.00
FUND TOTALS	160.77	160.77	501.71	501.71

2020 047 CC RECORDS MANAGEMENT	2,189.10	59.50	.00	2,248.60
CASH - CC RECORDS MANAGEMENT	2,189.10	59.50	.00	2,248.60
INVESTMENTS - TEXPOOL	.00	.00	.00	.00
FUND TOTALS	2,189.10	59.50	.00	2,248.60

2020 048 COUNTY RECORDS MANAGEMENT	21,875.90	1,260.58	5,050.12	18,086.36
CASH - RECORDS MANAGEMENT	19,698.49	27.15	.00	19,725.64
CASH INVESTED - TEXPOOL	55,368.24	85.45	.00	55,453.69
CASH INVESTED - LOGIC	16,486.23	21.90	.00	16,508.13
CASH INVESTED - TEXSTAR	113,428.86	1,395.08	5,050.12	109,773.82
FUND TOTALS	211,378.78	1,780.66	5,050.12	208,109.32

2020 049 CC RECORDS PRESERVATION	43,921.77	7,942.00	.00	35,979.77
CASH - RECORDS PRESERVATION	43,921.77	7,942.00	.00	35,979.77
CASH INVESTED - TEXPOOL	901.75	1.24	.00	902.99
CASH INVESTED - LOGIC	.00	.00	.00	.00
CASH INVESTED - TEXSTAR	764.53	.97	.00	765.50
FUND TOTALS	42,255.49	7,944.21	.00	34,311.28

2020 050 DIST CLERK RECORDS MANAGEMENT	17,293.22	234.65	72.50	17,455.37
CASH - D C RECORDS MANAGEMENT	15,830.09	21.82	.00	15,851.91
CASH INVESTED	.00	.00	.00	.00
CASH INVESTED - LOGIC	.00	.00	.00	.00
CASH INVESTED - TEXSTAR	.00	.00	.00	.00
FUND TOTALS	33,123.31	256.47	72.50	33,307.28

2020 051 DISTRICT CLERK ARCHIVE	19,236.94	251.84	.00	19,488.78
DISTRICT CLERK ARCHIVE	19,236.94	251.84	.00	19,488.78
INVESTMENTS	4,220.98	5.87	.00	4,226.85
CASH INVESTED - LOGIC	.00	.00	.00	.00

ACCOUNT NAME	BEGINNING CASH BALANCE	CASH RECEIPTS	CASH DISBURSEMENTS	ENDING CASH BALANCE
2020 052 COUNTY CLERK ARCHIVE FEE	26,044.30	7,302.61	6,620.00	26,726.91
CASH - RECORDS ARCHIVE INVESTMENTS	57,441.67	79.17	.00	57,520.84
CASH INVESTED - LOGIC	26,202.80	40.44	.00	26,243.24
CASH INVESTED - TEXSTAR	41,482.56	55.09	.00	41,537.65
FUND TOTALS	151,171.33	7,477.31	6,620.00	152,028.64

2020 053 CA CHECK COLLECTING	591.57	297.06	155.07	732.56
CASH - CHECK COLLECTING & INVESTMENTS	2,695.47	3.72	.00	2,699.19
CASH INVESTED - LOGIC	.00	.00	.00	.00
CASH INVESTED - TEXSTAR	.00	.00	.00	.00
FUND TOTALS	3,287.04	300.78	155.07	3,431.75

2020 054 DA CHECK COLLECTING	150.34	.00	.00	150.34
CASH - DA CHECK COLLECTING	.00	.00	.00	.00
CASH INVESTED	150.34	.00	.00	150.34
FUND TOTALS	150.34	.00	.00	150.34

2020 055 CO ATTY FORFEITURE	.00	.00	.00	.00
FUND TOTALS	.00	.00	.00	.00

2020 056 DISTRICT ATTY FORFEITURE	8,479.29	1,373.94	1,133.16	8,720.07
CASH - D.A. FORFEITURE FU	31,700.84	43.67	.00	31,744.51
CASH INVESTED - TEXPOOL	26,202.80	40.44	.00	26,243.24
CASH INVESTED - LOGIC	26,080.27	34.56	.00	26,114.93
CASH INVESTED - TEXSTAR	92,463.20	1,492.71	1,133.16	92,822.75
FUND TOTALS	55,024.26	53,258.00	.00	108,282.26

2020 057 D A SEIZURE FUND	55,024.26	53,258.00	.00	108,282.26
CASH - SEIZURE-LAW INVESTMENTS	.00	.00	.00	.00
FUND TOTALS	55,024.26	53,258.00	.00	108,282.26

2020 058 SHERIFF FORFEITURE	32,068.41	2,223.71	4,076.62	30,215.50
CASH - SHERIFF FORFEITURE INVESTMENTS	95,032.87	130.95	.00	95,163.82
CASH INVESTED - LOGIC	26,202.80	40.44	.00	26,243.24
CASH INVESTED - TEXSTAR	91,390.35	121.42	.00	91,511.77
FUND TOTALS	244,694.43	2,516.52	4,076.62	244,134.33

2020 059 JAIL COMMISSARY	27,469.01	2,824.68	1,328.11	28,965.58
CASH - JAIL COMMISSARY	82,228.82	113.35	.00	82,342.17
CASH INVESTED - TEXPOOL	.00	.00	.00	.00
CASH INVESTED - LOGIC	40,981.57	54.45	.00	41,036.02
CASH INVESTED - TEXSTAR	150,679.40	2,992.48	1,328.11	152,343.77
FUND TOTALS	92,107.69	231,554.36	50,000.00	273,662.05

2020 061 2004 GO REFUNDING DEBT SERVICES	169,696.62	75,250.35	.00	244,946.97
CASH - 2004 GO REFUNDING D/S	183,058.55	282.52	.00	183,341.07
CASH INVESTED - TEXPOOL	176,139.42	25,239.31	.00	201,378.73
CASH INVESTED - LOGIC	.00	.00	.00	.00
CASH INVESTED - TEXSTAR	.00	.00	.00	.00
T-BILL INVESTMENTS	.00	.00	.00	.00

ACCOUNT NAME	BEGINNING CASH BALANCE	CASH RECEIPTS	CASH DISBURSEMENTS	ENDING CASH BALANCE
2020 088 STATE FEES	84,298.54	42,595.19	50,106.16	76,787.57
CASH - STATE FEES	58,938.28	81.23	.00	59,019.51
CASH INVESTED - LOGIC	.00	.00	.00	.00
CASH INVESTED - TEXSTAR	10,770.17	50,024.93	.00	60,795.10
FUND TOTALS	154,006.99	92,701.35	50,106.16	196,602.18
2020 090 OFFICER'S TRUST	.00	.00	.00	.00
CASH-OFFICERS TRUST	.00	.00	.00	.00
CASH INVESTED - LOGIC	.00	.00	.00	.00
FUND TOTALS	.00	.00	.00	.00
2020 091 LIBRARY TRUST - LIDDELL	1,007.64	1.67	.00	1,009.31
CASH-LIBRARY TRUST/LIDDELL	15,000.00	.00	.00	15,000.00
CD INVESTMENT	16,007.64	1.67	.00	16,009.31
FUND TOTALS	17,014.64	1.67	.00	17,016.31
2020 092 LIBRARY TRUST - ROSENSTEIN	823.43	51.11	.00	874.54
CASH-LIBRARY TRUST/ROSENSTEIN	19,000.00	.00	.00	19,000.00
CD INVESTMENT	19,823.43	51.11	.00	19,874.54
FUND TOTALS	20,646.86	51.11	.00	20,697.97
2020 098 PAYROLL CLEARING	.00	1,120,553.49	.00	1,120,553.49
CASH - PAYROLL CLEARING	.00	.00	.00	.00
INVESTMENTS	.00	1,120,553.49	.00	1,120,553.49
FUND TOTALS	.00	1,120,553.49	.00	1,120,553.49
2020 100 CHILD ABUSE PREVENTION FUND	351.22	4.09	.00	355.31
CASH-CHILD ABUSE PREVENTION	.00	.00	.00	.00
CASH INVESTED	351.22	4.09	.00	355.31
FUND TOTALS	351.22	4.09	.00	355.31
2020 101 PRETRIAL DIVERSION	13,720.03	.00	.00	13,720.03
CASH-PRETRIAL DIVERSION	.00	.00	.00	.00
CASH INVESTED	.00	.00	.00	.00
CASH INVESTED - LOGIC	.00	.00	.00	.00
FUND TOTALS	13,720.03	.00	.00	13,720.03
2020 102 HOTEL OCCUPANCY TAX FUND	17,516.51	18,410.25	.00	35,926.76
CASH - HOTEL OCCUPANCY TAX	168,200.94	231.80	.00	168,432.74
CASH INVESTED - TEXPOOL	.00	.00	.00	.00
CASH INVESTED - LOGIC	102,955.40	136.78	.00	103,092.18
CASH INVESTED - TEXSTAR	288,672.85	18,778.83	.00	307,451.68
FUND TOTALS	31,444,170.63	7,947,032.19	3,297,733.08	36,093,469.74