



MONTHLY REPORT

AUGUST 2019


PATTY BRENNAN

COOKE COUNTY TREASURER

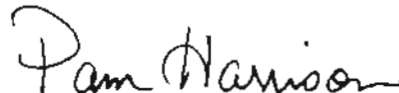
FINANCIAL REPORTS

AUGUST 2019


In accordance with Local Government Code 114.026, this affidavit states the current cash and reports in the custody of the county treasurer as of this date of August 31, 2019.




Jason Brinkley,
Cooke County Judge




Pam Harrison,
Cooke County Clerk




Gary Hollowell,
Commissioner Pct. #1



Jason Snuggs,
Commissioner Pct. #2



John Klement,
Commission Pct. #3




Leon Klement,
Commissioner Pct. #4

FILED FOR RECORD

19 SEP 23 PM 12: 01

PAM HARRISON
COUNTY CLERK, COOKE CO. TX

BY  DEPUTY

AFFIDAVIT

STATE OF TEXAS

COUNTY OF COOKE


The members of the Commissioners' Court of Cooke County, Texas, state as follows:

The requirement of Subsection (C) of the Texas Local Government Code, §114.026 have been met for the term of August 2019. The amount of cash and other assets in the custody of the County Treasurer at the time of examination are:

Cash (includes on hand, money market accounts, and short term investments) \$ 35,118,419.16

Other Assets (long term investments) \$ 0.00


Sworn to and subscribed this 23 day of September.



Jason Brinkley, Cooke County Judge



Gary Hollowell, Commissioner, Pct 1



Jason Snuggs, Commissioner, Pct 2



John Klement, Commissioner, Pct 3



Leon Klement, Commissioner, Pct 4

ATTEST:




Pam Harrison, County Clerk

FILED FOR RECORD

19 SEP 23 PM 12: 01

PAM HARRISON
COUNTY CLERK, COOKE CO. TX

BY  DEPUTY

TOTALS

PRIOR MONTH ENDING BANK STATEMENT BALANCE	\$3,641,487.91	225
CLEARED DEPOSITS	\$2,861,234.05	3
CLEARED ADDITIONS	\$111,403.43	396
CLEARED CHECKS	\$2,622,047.19	7
CLEARED DEDUCTIONS	\$155,728.91	

CURRENT MONTH ENDING BANK STATEMENT BALANCE \$3,836,329.29

CURRENT MONTH ENDING BANK STATEMENT BALANCE	\$3,836,329.29	2
OUTSTANDING DEPOSITS	\$1,929.90	
OUTSTANDING ADDITIONS	\$.00	
OUTSTANDING CHECKS	\$698,519.33	484
OUTSTANDING DEDUCTIONS	\$.00	

RECONCILED BOOK BALANCE \$3,139,735.86

ENDING STATEMENT DATE 08/31/2019 CLERK: PB

PRIOR MONTH ENDING BANK STATEMENT BALANCE \$146,255.20 4
 CLEARED DEPOSITS \$1,619,093.74
 CLEARED ADDITIONS \$.00
 CLEARED CHECKS \$46,007.09- 37
 CLEARED DEDUCTIONS \$1,482,607.75- 8

CURRENT MONTH ENDING BANK STATEMENT BALANCE \$236,734.10
 CURRENT MONTH ENDING BANK STATEMENT BALANCE \$236,734.10
 OUTSTANDING DEPOSITS \$236,734.10
 OUTSTANDING ADDITIONS \$.00
 OUTSTANDING CHECKS \$21,017.65- 22
 OUTSTANDING DEDUCTIONS \$.00

RECONCILED BOOK BALANCE \$215,716.45
 ENDING STATEMENT DATE 08/30/2019 CLERK: PB



PROSPERITY BANK[®]

EL CAMPO, TX

Pledge Security Listing

August 31, 2019

ID	CUSIP	Description	Safeguarding Location	Safeguarding Receipt	Coupon	Maturity Date	Call Date	Moody	S&P	Fitch	ASC 320	Face Amount	Current Par	Current Book Value	Market Value	Gain(Loss)
COOKE COUNTY																
2047	31284BAA1	FILMC #G12885	FHLB	X	5.00	06/01/2021		AAA	AA+	AAA	HTM	157,950	766.61	766.61	772.46	5.85
2107	314100558	FNMA #889257	FHLB	X	5.00	04/01/2021		AAA	AA+	AAA	HTM	105,405	431.60	431.60	435.47	3.87
3643	31284MQX4	FILMC #G18469	FHLB		2.00	05/01/2028		AAA	AA+	AAA	HTM	212,158	85,339.24	85,519.88	85,609.42	89.56
Total for COOKE COUNTY												475,513	86,537.45	86,718.07	86,817.35	99.28

Although the information in this report has been obtained from sources believed to be reliable, its accuracy cannot be guaranteed.

Landmark Bank, N.A.
 Cooke County
 As of: Saturday, August 31, 2019

Detail Section:

<u>Account No.</u>	<u>Balance</u>	<u>Int Rate</u>	<u>Type</u>	<u>Officer</u>
28002408	\$0	0.00%	TDSV	R1B
28002416	\$0	0.00%	TDSV	R1B
28900090	\$236,734	0.00%	CK	R1B
28900287	\$3,836,329	0.70%	CK	R1B
28900325	\$20,005	0.00%	CK	R1B
28900333	\$0	0.00%	CK	R1B
28900341	\$0	0.00%	CK	R1B
28900368	\$36,396	0.70%	CK	R1B
28900376	\$87,607	0.00%	CK	R1B
28900384	\$4,622	0.00%	CK	R1B
28900392	\$1,462	0.00%	CK	R1B
28900406	\$135,445	0.00%	CK	R1B
28900414	\$1,393	0.00%	CK	R1B
28900422	\$0	0.00%	CK	R1B
28900449	\$0	0.00%	CK	R1B
28900457	\$0	0.00%	CK	R1B
28900465	\$0	0.00%	CK	R1B
28900481	\$103,364	0.00%	CK	R1B
28900511	\$1,747	0.00%	CK	R1B
28900538	\$1,566	0.00%	CK	R1B
28901259	\$3,475	0.00%	CK	ELE
28901593	\$12,447	0.00%	CK	JDH
4170003539	\$72,900	0.00%	CK	R1B
4170009684	\$0	0.00%	CK	R1B
4170009700	\$2,510	0.00%	CK	R1B
4170013934	\$0	0.00%	CK	JDH
4170023065	\$0	0.00%	CK	R1B
4170045332	\$23,634	0.00%	CK	T1G
4170049177	\$0	0.00%	CK	T1G
4170056479	\$603,347	0.00%	CK	T1G
4170056487	\$16,000	0.00%	CK	T1G
4170800744	\$0	0.00%	TDSV	JDH
4170800751	\$0	0.00%	TDSV	JDH
4170801528	\$0	0.00%	TDSV	R1B
4170801536	\$0	0.00%	TDSV	R1B
4170802286	\$0	0.00%	TDSV	JDH
4170802294	\$0	0.00%	TDSV	JDH
4170802849	\$0	0.00%	TDSV	JDH

4170802856	\$0	0.00%	TDSV	JDH
4170803896	\$0	0.00%	TDSV	R1B
4170803904	\$0	0.00%	TDSV	R1B
4170804019	\$0	0.00%	TDSV	R1B
4170804142	\$0	0.00%	TDSV	R1B
4170804159	\$0	0.00%	TDSV	R1B
4170804415	\$0	0.00%	TDSV	T1G
4170804423	\$0	0.00%	TDSV	T1G
4170804761	\$0	0.00%	TDSV	T1G
4170804779	\$0	0.00%	TDSV	T1G
4170805073	\$0	0.00%	TDSV	T1G
4170805081	\$0	0.00%	TDSV	T1G
4170805198	\$8,000	1.05%	TDSV	JDH
4170805677	\$0	0.00%	TDSV	T1G
4170805685	\$0	0.00%	TDSV	T1G
4170806451	\$0	0.00%	TDSV	T1G
4170806469	\$0	0.00%	TDSV	T1G
4170806691	\$0	0.00%	TDSV	T1G
4170806709	\$0	0.00%	TDSV	T1G
4170807095	\$0	0.00%	TDSV	T1G
4170807103	\$0	0.00%	TDSV	T1G
4170807822	\$7,500	1.90%	TDSV	T1G
4170807830	\$7,500	1.90%	TDSV	T1G
4170808333	\$500,000	2.34%	TDSV	T1G
4170808341	\$500,000	2.34%	TDSV	T1G

Collateral Section:

<u>Description / LOC No.</u>	<u>Amount</u>	<u>Maturity Date</u>
Securities - Market Value	\$7,329,442	(See add'l report)

Pledge Report Summary:

Total Deposits	\$	6,223,982
Plus Additional Coverage (per Agreement)	\$	0
Total Collateral Needed	\$	6,223,982
Collateral Pledged	\$	7,329,442
FDIC Insurance	\$	250,000
Total Collateral Provided	\$	7,579,442
Total Public Funding Excess / (Needed)	\$	1,355,460

PAGE 1 08/30/19 19:23:12
HOLDINGS BAPN032N
CC3 PROD

FEDERAL RESERVE BANK PLEDGEE

DISTRB PT J1
AS OF CLOSE OF BUSINESS 08-30-2019

PLEDGEE: COOKE COUNTY
100 S. DIXON
RM. 106

J7BM INSTITUTION ID: #J7BM

GAINESVILLE TX 76240

HOLDER : 081500862 - LANDMARK BANK

RESP FRB:H1

ACCOUNT: J7BM - *COOKE COUNTY

CUSIP #

BVF

PAR

BALANCE	BOOK VALUE		
3130A1XJ2	2.875 FHLB 24 RK	06-14-24	1.0000000000
800,000.00	800,000.00		
3130A5R35	2.875 FHLB 25 TG	06-13-25	1.0000000000
500,000.00	500,000.00		
31300LVH5	FMAR 848716 G	01-01-37	0.1736402600
200,000.00	34,728.05		
3133EJQC6	FCFR 03LI BR 20/02	02-25-20	1.0000000000
400,000.00	400,000.00		
3133TTX48	FGRA 2326ZQ 06/15/31	06-15-31	0.0776611600
300,000.00	23,298.35		
3133XDVS7	5.25 FHLB 20 EK	12-11-20	1.0000000000
700,000.00	700,000.00		
3133X8L34	5.365 FHLB 24 EE	09-09-24	1.0000000000
2,000,000.00	2,000,000.00		
3136ACLE9	FNRM RC025BD R13F025	03-25-33	0.3719813100
1,400,000.00	520,773.83		
3136ACU25	FNRM RC015DC R13F015	03-25-33	0.3878912500
500,000.00	193,945.63		
3136AKJK0	FNRM CL041CM R14F041	06-25-40	0.4211510900
1,000,000.00	421,151.09		
3137B1CT7	FGRM 4195LH 12/15/31	12-15-31	0.3309613900
600,000.00	198,576.83		
31392WB41	FGRM 2512PG 10/15/22	10-15-22	0.0779616500
400,000.00	31,184.66		
31394H2Q3	FGRM 2662DH 08/15/23	08-15-23	0.2495463600
1,200,000.00	299,455.63		
31395HVM9	FGRA 2896BZ 11/15/34	11-15-34	0.8361885000
200,000.00	167,237.70		
38374F2L7	GNRM 2004-24 ZM	04-20-34	0.6804599245
700,000.00	476,321.95		
			SUBTOTAL:
10,900,000.00	6,766,673.72		
			GRAND TOTAL:
10,900,000.00	6,766,673.72		

Pledge Inventory Report

Landmark Bank
Columbia, MO
FROM 8/1/2019 TO 8/31/2019

Customer ID: 5961
Report Date: 9/3/2019
PAS Rep Vance Roe
Account Rep Bob Fitzpatrick

Cusip	Description	Maturity Date	Intent	S&P	Market Price Dt	Original Face	Book Value
Tickel	Location Code/Name	Group	Coupon	Moody	Maturity (Yr)	Par	Market Value
Pledged, J7BM - COOKE COUNTY							
3133EJQC6	FED FARM CR BK	02/25/2020	AFS	AA+	8/30/2019	400,000.00	400,000.00
1142450	FED - FEDERAL RESERVE BANK	AG2	1.91225	Aaa	0.49	400,000.00	399,952.00
3130A1XJ2	FED HOME LN BK	06/14/2024	AFS	AA+	8/30/2019	800,000.00	821,451.48
1104690	FED - FEDERAL RESERVE BANK	AGY	2.87500	Aaa	4.79	800,000.00	850,952.02
3130A5R35	FEDERAL HOME LOAN BA	06/13/2025	AFS	AA+	8/30/2019	400,000.00	412,379.26
1102932	FED - FEDERAL RESERVE BANK	AGY	2.87500	Aaa	5.79	400,000.00	426,836.00
3130A5R35	FEDERAL HOME LOAN BA	06/13/2025	AFS	AA+	8/30/2019	100,000.00	102,385.33
1104689	FED - FEDERAL RESERVE BANK	AGY	2.87500	Aaa	5.79	100,000.00	106,709.00
3133X8L34	FED HOME LN BK	09/09/2024	AFS	AA+	8/30/2019	2,000,000.00	2,286,617.16
1087540	FED - FEDERAL RESERVE BANK	AGY	5.36500	Aaa	5.03	2,000,000.00	2,351,779.94
3133XDVS7	FED HOME LN BK	12/11/2020	AFS	AA+	8/30/2019	700,000.00	728,239.21
933583	FED - FEDERAL RESERVE BANK	AGY	5.25000	Aaa	1.28	700,000.00	731,051.98
31300LVH5	FILMCR ARM POOL #8487	01/01/2037	AFS	NR	8/30/2019	200,000.00	36,783.30
851172	FED - FEDERAL RESERVE BANK	MB3	4.67000	NR	17.35	34,728.05	36,456.46
3133TTX48	filmcr emic ser 2326	06/15/2031	AFS	NR	8/30/2019	300,000.00	25,642.69
783451	FED - FEDERAL RESERVE BANK	MB4	6.50000	NR	11.80	23,298.35	25,891.90
3136ACLE9	FNM13025 BD	03/25/2033	AFS	Nr	8/30/2019	1,400,000.00	509,824.11
879680	FED - FEDERAL RESERVE BANK	MB4	2.00000	Nr	13.58	520,773.83	522,378.56
3136ACU25	FNM13015 DC	03/25/2033	AFS	Nr	8/30/2019	500,000.00	190,021.40
881004	FED - FEDERAL RESERVE BANK	MB4	2.00000	Nr	13.58	193,945.63	194,580.82
3136AKJK0	FNR 2014-41 CM	06/25/2040	AFS	Nr	8/30/2019	1,000,000.00	407,291.33
916714	FED - FEDERAL RESERVE BANK	MB4	1.50000	Nr	20.83	421,151.09	420,239.33
3137B1CT7	FHL4195 LH	12/15/2031	AFS	Nr	8/30/2019	600,000.00	193,484.31
882621	FED - FEDERAL RESERVE BANK	MB4	1.50000	Nr	12.30	198,576.83	197,387.74
31392WB41	FHL2512 PG	10/15/2022	AFS	Nr	8/30/2019	400,000.00	32,257.47
719335	FED - FEDERAL RESERVE BANK	MB4	5.50000	Nr	3.13	31,184.66	32,055.52

This report reflects information submitted to us by the customer. It is not intended to be used as the official record of safekeeping location and/or pledged holdings. This information should be provided by the customer's safekeeper.

Pledge Inventory Report

Landmark Bank
Columbia, MO
FROM 8/1/2019 TO 8/31/2019

Customer ID: 5961
Report Date: 9/3/2019
PAS Rep: Vance Roe
Account Rep: Bob Fitzpatrick

Cusip	Description	Maturity Date	Intert	S&P	Market Price Dt	Original Face	Book Value
Ticket	Location Code/Name	Group	Coupon	Moody	Maturity (Yr)	Par	Market Value
Pledged: J78M - COOKE COUNTY							
31394H2Q3	FHL2862 DH	08/15/2023	AFS		8/30/2019	1,200,000.00	310,930.05
887207	FED - FEDERAL RESERVE BANK	MB4	5.00000	NR	3.96	299,455.63	311,721.63
31395HVM9	FHL2896 BZ	11/15/2034	AFS		8/30/2019	200,000.00	180,015.42
856892	FED - FEDERAL RESERVE BANK	MB4	5.00000	NR	15.22	167,237.70	183,880.16
38374F2L7	GNNM04024 ZM	04/20/2034	AFS		8/30/2019	700,000.00	522,573.90
844136	FED - FEDERAL RESERVE BANK	MB4	5.00000	Nr	14.65	478,321.94	527,568.81
16	Total Pledged: J78M - COOKE COUNTY					10,900,000.00	7,159,396.42
						6,766,673.71	7,329,441.87

This report reflects information submitted to us by the customer. It is not intended to be used as the official record of safekeeping location and/or pledged holdings. This information should be provided by the customer's safekeeper.

C.D. INVESTMENTS

LANDMARK BANK

AUGUST 2019

<u>C.D.#</u>	<u>PURCHASE DATE</u>	<u>AMOUNT</u>	<u>MAT. DATE</u>
GEN/4170808341	May 26, 2019	500,000.00	May 26, 2020
GEN/4170808333	May 26, 2019	500,000.00	May 26, 2020
Library Liddell 7830	Jan 17, 2019	7,500.00	Jan 17, 2021
Library Liddell 7822	Jan 17, 2019	7,500.00	Jan 17, 2021
Library Rosenstein 5099	Sept 12, 2017	11,000.00	Dec 12, 2020
Library Rosenstein 5198	Dec 16, 2017	8,000.00	Mar 16, 2021

INT. EARNED MONTHLY:

2-Gen CD's @ 1.93%
2-Liddell CD's @ 1.90%
2-Rosenstein CD's @ 1.05%

Interest is deposited into the Treasurer's Fund. The 2 Gen CDs' interest is deposited monthly, and the 4 Library's CDs' interest is deposited quarterly.

PROSPERITY BANK

GEN/14401708	Sept 17, 2017	250,000.00	Sept 17, 2019
--------------	---------------	------------	---------------

INT. EARNED MONTHLY:

Gen CD @ .90%

Interest accrues monthly and is deposited monthly with depository bank into the Treasurer's Fund.

C.D. INVESTMENTS

THE FIRST STATE BANK

AUGUST 2019

<u>C.D.#</u>	<u>PURCHASE DATE</u>	<u>AMOUNT</u>	<u>MAT. DATE</u>
GEN/71445	Sept 17, 2017	250,000.00	Sept 17, 2019

INT. EARNED MONTHLY:

Gen CD @ .90%

Interest accrues monthly and is deposited monthly with depository bank into the Treasurer's Fund.

MUENSTER STATE BANK

GEN/2129	Sept 17, 2017	250,000.00	Sept 17, 2019
----------	---------------	------------	---------------

INT. EARNED MONTHLY:

Gen CD @ .90%

Interest accrues monthly and is deposited monthly with depository bank into the Treasurer's Fund.

INVESTMENTS-LOGIC
PATTY BRENNAN, COOKE COUNTY TREASURER
AUGUST 2019

ACCT NAME	BALANCE FORWARD	DEPOSITS	WITH-DRAWALS	CURRENT INTEREST	ENDING BALANCE
GENERAL	\$ 3,225,692.13	\$ -	\$ -	\$ 6,389.80	\$ 3,232,081.93
R & B -1	\$ 390,273.28	\$ -	\$ -	\$ 773.10	\$ 391,046.38
R & B -2	\$ 284,764.04	\$ -	\$ -	\$ 564.09	\$ 285,328.13
R & B -3	\$ 361,833.02	\$ -	\$ -	\$ 716.77	\$ 362,549.79
R & B -4	\$ 387,362.27	\$ -	\$ -	\$ 767.32	\$ 388,129.59
FM & L	\$ 104,428.62	\$ -	\$ -	\$ 206.86	\$ 104,635.48
ADULT PROBATION	\$ 156,464.58	\$ -	\$ -	\$ 309.95	\$ 156,774.53
PERM IMP	\$ 504,156.38	\$ -	\$ -	\$ 998.68	\$ 505,155.06
LAW LIBRARY	\$ 26,017.86	\$ -	\$ -	\$ 51.53	\$ 26,069.39
COURTHOUSE SECURITY	\$ 52,214.29	\$ -	\$ -	\$ 103.42	\$ 52,317.71
RECORDS MANAGEMENT	\$ 54,977.45	\$ -	\$ -	\$ 108.90	\$ 55,086.35
ARCHIVE FEES	\$ 26,017.86	\$ -	\$ -	\$ 51.53	\$ 26,069.39
DIST ATTY FORFEITURE	\$ 26,017.86	\$ -	\$ -	\$ 51.53	\$ 26,069.39
SHERIFF FOREITURE	\$ 26,017.86	\$ -	\$ -	\$ 51.53	\$ 26,069.39
2012 GO REFUNDING	\$ 181,766.54	\$ -	\$ -	\$ 360.08	\$ 182,126.62
TOTAL: TREAS FUND	<u>\$ 5,808,004.04</u>	<u>\$ -</u>	<u>\$ -</u>	<u>\$ 11,505.09</u>	<u>\$ 5,819,509.13</u>

YEAR - TO - DATE INTEREST	BAL FORWARD	CURRENT INT.	BALANCE
	\$ 115,086.51	\$ 11,505.09	\$ 126,591.60

AVG. YEILD FORAUG 2019 2.33% MKT VALUE / SHAF \$ 1.00

INVESTMENTS-TEX STAR
 PATTY BRENNAN, COOKE COUNTY TREASURER
 AUGUST 2019

ACCT NAME	BALANCE FORWARD	DEPOSITS	WITH-DRAWALS	CURRENT INTEREST	ENDING BALANCE
GENERAL	\$ 7,108,392.51	\$ -	\$ 1,000,000.00	\$ 11,680.60	\$ 6,120,073.11
R & B -1	\$ 523,950.80	\$ -	\$ -	\$ 945.95	\$ 524,896.75
R & B -2	\$ 421,679.06	\$ -	\$ 85,000.00	\$ 663.29	\$ 337,342.35
R & B -3	\$ 502,034.45	\$ -	\$ 50,000.00	\$ 848.74	\$ 452,883.19
R & B -4	\$ 888,870.70	\$ -	\$ 275,000.00	\$ 1,449.26	\$ 615,319.96
FM & L	\$ 338,637.38	\$ -	\$ -	\$ 611.40	\$ 339,248.78
ADULT PROBATION	\$ 196,415.46	\$ -	\$ -	\$ 354.61	\$ 196,770.07
PERM IMP	\$ 1,171,246.76	\$ -	\$ -	\$ 2,114.65	\$ 1,173,361.41
CC LIBRARY	\$ 31,111.03	\$ -	\$ -	\$ 56.17	\$ 31,167.20
JP- CH SECURITY	\$ 10,436.78	\$ -	\$ -	\$ 18.82	\$ 10,455.60
COURTHOUSE SECURITY	\$ 67,308.47	\$ -	\$ -	\$ 121.54	\$ 67,430.01
RECORDS MANAGEMENT	\$ 16,380.54	\$ -	\$ -	\$ 29.55	\$ 16,410.09
RECORDS PRESERVATION	\$ 35,566.42	\$ -	\$ -	\$ 64.21	\$ 35,630.63
ARCHIVE FEES	\$ 41,216.54	\$ -	\$ -	\$ 74.42	\$ 41,290.96
2012 GO REFUNDING	\$ 224,977.37	\$ -	\$ 50,000.00	\$ 348.53	\$ 175,325.90
STATE FEES	\$ 20,651.62	\$ -	\$ -	\$ 37.28	\$ 20,688.90
DIST ATTY FORFEITURE	\$ 25,913.02	\$ -	\$ -	\$ 46.79	\$ 25,959.81
SHERIFF FORFEITURE	\$ 40,996.58	\$ -	\$ -	\$ 74.01	\$ 41,070.59
JAIL COMMISSARY	\$ 40,718.82	\$ -	\$ -	\$ 73.51	\$ 40,792.33
HOTEL/MOTEL TAX	\$ 127,068.89	\$ 15,000.00	\$ -	\$ 245.84	\$ 142,314.73
TOTAL: TREAS FUND	\$ 11,833,573.20	\$ 15,000.00	\$ 1,460,000.00	\$ 19,859.17	\$ 10,408,432.37

YEAR - TO - DATE INTEREST	BAL FORWARD	CURRENT INT.	BALANCE
	\$ 223,180.99	\$ 19,859.17	\$ 243,040.16

AVG. YEILD FOR AUG 2019 2.13% MKT VALUE / SHARE \$ 1.00

INVESTMENTS-TEXPOOL
PATTY BRENNAN, COOKE COUNTY TREASURER
AUGUST 2019

ACCT NAME	BALANCE FORWARD	DEPOSITS	WITH-DRAWALS	CURRENT INTEREST	ENDING BALANCE
GENERAL	\$ 6,523,700.09	\$ -		\$ 12,031.27	\$ 6,535,731.36
R & B -1	\$ 694,315.33	\$ -	\$ 150,000.00	\$ 1,103.21	\$ 545,418.54
R & B -2	\$ 417,105.14	\$ -	\$ 85,000.00	\$ 668.76	\$ 332,773.90
R & B -3	\$ 521,361.36	\$ -	\$ 50,000.00	\$ 902.42	\$ 472,263.78
R & B -4	\$ 713,793.15	\$ -	\$ 50,000.00	\$ 1,298.75	\$ 665,091.90
FM & L	\$ 330,759.00	\$ -	\$ -	\$ 609.96	\$ 331,368.96
STATE FUNDS	\$ 8,686.24	\$ 50,000.00	\$ -	\$ 33.74	\$ 58,719.98
TJPC	\$ 12,979.03	\$ -	\$ -	\$ 23.94	\$ 13,002.97
DIST CLK PRESERVATION	\$ 10,481.69	\$ -	\$ -	\$ 19.33	\$ 10,501.02
COUNTY/DIST TECH	\$ 1,589.17	\$ -	\$ -	\$ 2.87	\$ 1,592.04
ADULT PROB	\$ 215,937.76	\$ -	\$ -	\$ 398.25	\$ 216,336.01
JUV-ISP	\$ 5,017.91	\$ -	\$ -	\$ 9.28	\$ 5,027.19
COURT REP	\$ 44,178.19	\$ -	\$ 25,000.00	\$ 51.91	\$ 19,230.10
PERM IMP	\$ 1,115,858.28	\$ 15,000.00	\$ -	\$ 2,063.21	\$ 1,132,921.49
LAW ENFORCEMENT ED	\$ 10,479.48	\$ -	\$ -	\$ 19.33	\$ 10,498.81
JP-CH SECURITY	\$ 5,261.06	\$ -	\$ -	\$ 9.69	\$ 5,270.75
DIST CLK RECORDS MGMT	\$ 15,725.68	\$ -	\$ -	\$ 29.00	\$ 15,754.68
DIST CLK ARCHIVE	\$ 4,193.18	\$ -	\$ -	\$ 7.75	\$ 4,200.93
COUNTY ATTY CHECK COLLECT	\$ 2,677.72	\$ -	\$ -	\$ 4.97	\$ 2,682.69
LAW LIBRARY	\$ 105,655.62	\$ -	\$ -	\$ 194.86	\$ 105,850.48
JP TECH	\$ 17,614.52	\$ -	\$ -	\$ 32.50	\$ 17,647.02
C H SECURITY	\$ 101,768.62	\$ -	\$ -	\$ 187.70	\$ 101,956.32
REC MGMT	\$ 19,568.57	\$ -	\$ -	\$ 36.10	\$ 19,604.67
REC PRESV	\$ 55,616.63	\$ -	\$ -	\$ 102.57	\$ 55,719.20
LIBRARY	\$ 28,302.78	\$ -	\$ -	\$ 52.19	\$ 28,354.97
ARCHIVE	\$ 57,062.72	\$ -	\$ -	\$ 105.25	\$ 57,167.97
DIST ATTY FORFEITURE	\$ 31,491.69	\$ -	\$ -	\$ 58.08	\$ 31,549.77
SHERIFF FORFEITURE	\$ 94,406.00	\$ -	\$ -	\$ 174.09	\$ 94,580.09
JAIL COMMISSARY	\$ 81,686.35	\$ -	\$ -	\$ 150.63	\$ 81,836.98
2004 GO-REFUNDING	\$ 118,893.39	\$ -	\$ -	\$ 219.24	\$ 119,112.63
HOTEL/MOTEL TAX	\$ 152,102.10	\$ 15,000.00	\$ -	\$ 297.37	\$ 167,399.47
TOTAL: TREAS FUND	\$ 11,518,268.45	\$ 80,000.00	\$ 360,000.00	\$ 20,898.22	\$ 11,259,166.67

YEAR - TO - DATE INTEREST	BAL FORWARD:	CURRENT INT.:	BALANCE:
	\$ 225,601.72	\$ 20,898.22	\$ 246,499.94

AVG. YEILD FOR AUGUST 2019 2.17% MKT VALUE/ SHARI \$ 1.00

Depositor Statement

August 1, 2019 - August 31, 2019

Account #: 104791304900

Cooke County

Attn: Patty Brennan
101 S. Dixon Street
Gainesville, TX 76240

Account at-a-Glance

Beginning Balance	2,007,516.12
+ Net Deposits	0.00
+ Net Accrued Interest ²	3,465.58
Ending Balance	2,010,981.70
Days In Period ⁴	31
Average Daily Balance ⁵	2,007,516.12
Net APR This Period ⁶	2.0326%
Available Balance ⁷	2,007,516.12

Depositor Information

Website: www.ficaaccount.com

Support Center: (866) 343-5516

Account Transactions

Description	Date	Amount(USD\$)
-------------	------	---------------

No transactions in this period

Insured Depository Detail

Depository Bank	FDIC Cert#	Balance(USD\$)
1st National Bank	6646	41.83
1st Security Bank of Washington	57633	12.29
Admirals Bank	27015	120.33
AimBank	3304	10.34
Allegiance Bank Texas	58629	9,442.70
Alma Bank	58424	974.56
Altamaha Bank and Trust Company	19590	10.09
American National Bank	19300	3,776.44
American Pride Bank	58584	19.05
Ameris Bank	20504	30.46
Anstaff Bank	3869	132.18
Associated Bank National Association	5296	2,572.54
Axiom Bank, National Association	31390	1,453.24
Banc of California, National Association	35498	31,580.26
Bank of China - New York Branch	33653	56,904.06
Bank of England	13303	1,581.98
Bank of Fayette County	10308	14.08
Bank of the Ozarks	110	11,669.08
Bank3	15205	727.50

Depositor Statement

August 1, 2019 - August 31, 2019

Account #: 104791304900

Cooke County

Attn: Patty Brennan
101 S. Dixon Street
Gainesville, TX 76240

Depository Bank	FDIC Cert#	Balance(USD\$)
BankUnited National Association	58979	33,178.86
Bankwell Bank	57368	1,122.69
Bar Harbor Bank & Trust	11971	1,451.12
Bennington State Bank	16402	55.62
Berkshire Bank	23621	5,514.80
Blue Ridge Bank, National Association	35274	267.49
BofI Federal Bank	35546	1,309.16
Boone Bank & Trust Co.	33552	21.21
Brunswick State Bank	13692	563.06
Busey Bank	16450	2,948.48
CBank	58434	87.68
CIBM Bank	11729	566.62
Cadence Bank N.A.	4999	3,221.04
CapStar Bank	58823	24.75
Capital Bank National Association	35278	5,606.74
Capital One National Association	4297	17,935.82
Cedar Rapids Bank and Trust Company	57244	11,261.20
Cedar Rapids State Bank	18820	59.88
Celtic Bank	57056	10.04
Centennial Bank	11241	2,200.99
CenterState Bank of Florida National Associat	33555	72,839.65
Centier Bank	12854	1,231.56
Central Bank	1756	462.71
Chambers Bank	5615	34.47
Chemical Bank	1003	66,651.14
Cherokee State Bank	951	21.64
Chisholm Trail State Bank	21955	12.77
CiVista Bank	12982	1,185.71
Citibank N.A.	7213	244,179.82
Citizens Bank	14851	448.98
Citizens Bank and Trust Company	4533	1,053.23
Citizens National Bank of Bluffton	6531	24.26
Commercial Bank of Nelson	12246	84.16
ConnectOne Bank	57919	7,539.45
Cornerstone Bank	5635	40.04
Cornerstone Bank	90282	85.40
Cornerstone Community Bank	58411	55.18
Covenant Bank	58502	1,282.23
Customers Bank	34444	280.17
Dedham Institution for Savings	23620	1,685.30
Denver Savings Bank	12857	12.78
Dime Bank	9888	263.74
Dime Savings Bank of Williamsburgh	16012	177.29
Eagle Bank	90191	16.45
EagleBank	34742	6,273.94
Elderton State Bank	12985	26.65
Envision Bank	90270	43.78
Equity Bank	25858	3,549.64
Evergreen Bank Group	35230	55.77

Depositor Statement

August 1, 2019 - August 31, 2019

Account #: 104791304900

Cooke County

Attn: Patty Brennan
101 S. Dixon Street
Gainesville, TX 76240

Depository Bank	FDIC Cert#	Balance(USD\$)
Exchange Bank and Trust Company	13366	752.23
Farmers & Merchants Savings Bank	10492	308.18
Farmers Trust and Savings Bank	12858	255.70
Farmers Trust and Savings Bank	14195	2,012.80
Farmers and Merchants State Bank of	1599	411.28
Fayette Savings Bank SSB	31936	71.38
Federal Savings Bank	35518	45.40
Fidelity Bank	30895	3,939.79
Fifth Third Bank	6672	55,933.44
First Bank	58481	87.97
First Bank of Berne	9288	15.14
First Carolina Bank	35530	407.27
First Central Savings Bank	34969	16.18
First Community Bank of Bedford County	27211	2,077.90
First Community Bank of Western Kentucky	14735	153.89
First County Bank	18204	1,102.52
First Credit Bank	24332	428.58
First Federal Community Bank National Associa	29787	31.06
First Federal Savings Bank	29056	11.76
First Heritage Bank	4457	43.63
First International Bank & Trust	10248	425.38
First Internet Bank of Indiana	34607	84.21
First Merchants Bank National Association	4365	1,431.78
First National Bank	14712	19.23
First National Bank of Mifflintown	7613	153.96
First National Bank of Oklahoma	4211	1,276.22
First National Bank of Pennsylvania	7888	55,583.54
First Premier Bank	6085	152.23
First Savings Bank Northwest	29058	639.83
First Sentinel Bank	31928	424.22
First State Bank	13622	219.00
First State Bank	11634	15.69
First State Bank of DeQueen	21805	804.80
First Virginia Community Bank	58696	5,866.17
First Western Trust Bank	57607	183.57
Flagship Community Bank	58113	25.25
Fort Jennings State Bank	13209	32.63
Franklin Savings Bank	19836	123.40
Franklin Synergy Bank	58714	71,672.72
Freedom National Bank	57254	51.18
GBC International Bank	22366	1,222.82
Genesee Regional Bank	26333	18.95
Gold Coast Bank	58654	350.75
Gorham Savings Bank	17748	882.96
Grand Ridge National Bank	3674	294.11
Great Midwest Bank SSB	29657	282.39
Great Western Bank	15289	18,234.28
Guaranty Bank	28670	2,182.84
Happy State Bank	10359	92.08

Depositor Statement

August 1, 2019 - August 31, 2019

Account #: 104791304900

Cooke County

Attn: Patty Brennan
101 S. Dixon Street
Gainesville, TX 76240

Depository Bank	FDIC Cert#	Balance(USD\$)
Hardin County Bank	20993	405.85
Hardin County Savings Bank	5817	47.27
Hawthorn Bank	10619	861.79
Hiawatha Bank and Trust Company	34488	10.72
Hingham Institution for Savings	90211	1,020.67
Home Bank and Trust Company	4664	12.00
Home Exchange Bank	8884	1,532.56
Horizon Bank National Association	4360	744.84
IBERIABANK	28100	4,486.90
Idaho First Bank	58095	353.42
Incommons Bank N.A.	3342	275.76
Independent Bank	3076	70,204.17
Inland Bank and Trust	22444	87.53
International City Bank National Association	25648	196.69
Investar Bank	58316	43,672.17
Ion Bank	18198	281.64
Iowa State Bank	950	85.57
Israel Discount Bank of New York	19977	79,640.81
Katahdin Trust Company	12874	16.04
Kennett National Bank	18879	26.57
Lake City Bank	13102	3,787.96
Landmark Community Bank	34982	534.32
Landmark National Bank	5826	313.00
Lead Bank	8283	342.06
Lee Bank	33645	326.22
Legacy Bank	12699	16.86
LegacyTexas Bank	58006	1,649.26
Lewis & Clark Bank	58428	131.25
MINT National Bank	58764	45.56
MainStreet Bank	57742	805.35
Manufacturers Bank	18618	2,217.33
Mascoma Savings Bank	18013	1,667.38
Meramec Valley Bank	19200	112.57
Merchants & Planters Bank	16464	722.78
Merchants Bank of Indiana	8056	51,413.35
Meridian Bank	57777	11,711.89
MetaBank	30776	244.42
Metro Phoenix Bank	58402	17.35
Metropolitan National Bank	34699	810.34
Mid America Bank	11459	22.79
Mid Penn Bank	9889	1,622.42
Middlefield Banking Company	13716	1,826.94
Morris Bank	17910	194.70
MutualBank	27744	22.14
NebraskaLand National Bank	34811	1,417.69
NewBank	58203	595.67
NexBank SSB	29209	1,037.05
Northern Bank & Trust Company	18266	40.74
Northstar Bank	57097	47.90

Depositor Statement

August 1, 2019 - August 31, 2019

Account #: 104791304900

Cooke County

Attn: Patty Brennan
101 S. Dixon Street
Gainesville, TX 76240

Depository Bank	FDIC Cert#	Balance(USD\$)
Ohio Valley Bank Company	384	496.57
Old Missouri Bank	8252	14.15
OneUnited Bank	23966	30.44
Open Bank	57944	49.17
Opportunity Bank of Montana	30182	11.57
Pacific Coast Bankers Bank	34252	190.79
Pacific Enterprise Bank	58415	2,248.72
Pacific Mercantile Bank	34940	41.39
Park National Bank	6653	15.80
Peoples Bank	9489	224.05
Piedmont Bank	58374	32.12
Pilot Bank	27045	1,125.92
Pinnacle Bank	10634	56.88
Platte Valley Bank	34211	1,692.55
Poppy Bank	57903	1,125.15
Preferred Bank	33539	240,473.05
Premier Bank	34849	13.65
Premier Bank	34384	90.49
Prime Alliance Bank	57920	185.12
PrimeSouth Bank	5694	32.75
Progress Bank and Trust	58719	494.54
Providence Bank	1643	695.35
Provident Bank	90141	198.82
Reading Co-operative Bank	26620	18.94
Regent Bank	4160	244.57
Relyance Bank National Association	19371	87.83
RiverBend Bank	26708	76.37
RiverWood Bank	27932	192.30
Royal Savings Bank	28068	135.72
Salem Co-operative Bank	27824	22.45
Sandy Spring Bank	4865	3,666.17
SaviBank	57978	1,828.18
Savoy Bank	58641	87.10
Seaside National Bank & Trust	58328	41.02
Security Bank	5424	902.06
Security First Bank	5415	965.13
Security State Bank	485	236.42
ServisFirst Bank	57993	103,356.11
Signature Bank	57053	223,124.26
Simmons First National Bank	3890	22,304.26
SmartBank	58463	5,636.60
Solera National Bank	58534	1,580.70
South Story Bank & Trust	17348	55.28
SouthEast Bank	57348	16.69
Southern Bank	28332	1,608.69
Southern States Bank	58558	2,818.34
St. Henry Bank	9871	567.85
Start Community Bank	58952	26.31
Sterling Bank	6195	1,019.11

Cooke County

Attn: Patty Brennan
101 S. Dixon Street
Gainesville, TX 76240

Depositor Statement

August 1, 2019 - August 31, 2019

Account #: 104791304900

Depository Bank	FDIC Cert#	Balance(USD\$)
Success Bank	10127	12.97
SunTrust Bank	867	127,964.17
Sussex Bank	22221	293.29
Texas Capital Bank National Association	34383	29,399.93
Third Coast Bank SSB	58716	8,316.17
Todays Bank	33470	12.71
Tradition Capital Bank	58057	1,228.47
TriState Capital Bank	58457	840.95
Twin City Bank	35261	12.54
Union Bank & Trust	34589	94.14
Union Bank Company	12969	915.91
United Bank	22858	3,577.08
Univest Bank and Trust Co.	7759	70.07
Valley National Bank	9396	61,506.44
Valliance Bank	57841	232.24
Verus Bank of Commerce	58025	696.60
Washington Trust Company of Westery	23623	11,325.24
Webster Five Cents Savings Bank	90297	148.99
West Michigan Community Bank	22308	35.26
Westbury Bank	28400	55.19
Western Alliance Bank	57512	1,897.04
Western States Bank	58395	1,429.09
Westfield Bank FSB	57077	37.87
Woori America Bank	24920	645.54
Aggregate Net Accrued Interest ³		3,465.58

Total 2,010,981.70

Disclosure Information

- 1 The Federally Insured Cash Account (FICA) is not a member of the Federal Deposit Insurance Corporation (FDIC), but the banks in which the money is deposited are FDIC members. The FDIC is an independent agency of the U.S. government that protects the funds depositors place in FDIC insured institutions. FDIC deposit insurance is backed by the full faith and credit of the U.S. government.
- 2 Net Accrued Interest is the estimated amount of the accrued interest earned for the current month less any FICA Fee with respect to such interest. Net Accrued Interest cannot be withdrawn from the account until it is credited to the account. There is no guarantee that the account holder will receive the full amount as stated. Refer to the U.S. Bank Custody Statement, provided via ficaaccount.com, for further details regarding interest earned and fees charged. Net Accrued Interest is for informational purposes only.
- 3 Aggregate Net Accrued Interest is the sum of the current month's Net Accrued Interest and any prior period Net Accrued Interest not yet paid.
- 4 Days In Period ("DIP"), is the number of days in the period beginning on, and including the later of, the first day of the month or the business day a initial deposit is received by the FICA Custodian if registered as a gift before 3:00PM-EST on the business day immediately following 11:00PM-EST, and ending on, and including, the last day of the month. DIP does not include any date on which the balance is zero.
- 5 Average Daily Balance is the sum of the beginning balance plus any deposits less any withdrawals averaged across number of days in Days In Period.
- 6 Key APR This Period is the annualized rate that reflects the relationship between the net interest received plus any Net Accrued Interest and the Average Daily Balance for the statement period.
- 7 Available Balance reflects the amount that can be withdrawn as of the date of the statement. This balance is the Ending Balance less the Aggregate Net Accrued Interest amount.
*Interest will not accrue for balances of \$1,000.00 or lower.

We encourage you to compare the information provided in our statement with the U.S. Bank custody statement. You may access the U.S. Bank custody statement by calling 1-866-343-5516

StoneCastle Cash Management, LLC is an SEC Registered Investment Advisor. StoneCastle Cash Management, LLC is an affiliate of StoneCastle Partners, LLC, a leading asset management and financial services company dedicated to investing and serving the community banking sector. Performance data shown represents past performance, and is no guarantee of future results. Rates may change without notice. Please read the Terms and Conditions relating to the FICA program for more complete information and the governing terms of the account. Review your statement for accuracy. If you have any questions regarding your account, contact a FICA representative. Registration with the SEC does not imply a particular level of skill or training.

COMBINED STATEMENT OF CASH POSITION FOR AUGUST

FUND NAME	CHECKING ACCOUNT	CHECKING AMOUNT	TDOA ACCOUNT	TDOA AMOUNT	FUND TOTAL
2019 001 GENERAL	TREAS FUND	2,141,992.76	TEXPOOL LOGIC TEXSTAR STONE CERT DEPOS	6,535,731.36 3,232,081.93 6,120,073.11 2,010,981.70 1,750,000.00	21,790,860.86
2019 011 ROAD & BRIDGE 1	TREAS FUND	119,317.13	TEXPOOL LOGIC TEXSTAR STONE	545,418.54 391,046.38 524,896.75	1,580,678.80
2019 012 ROAD & BRIDGE 2	TREAS FUND	111,269.30	TEXPOOL LOGIC TEXSTAR	332,773.90 285,328.13 337,342.35	1,066,713.68
2019 013 ROAD & BRIDGE 3	TREAS FUND	97,878.01	TEXPOOL LOGIC TEXSTAR	472,263.78 362,549.79 452,883.19	1,385,574.77
2019 014 ROAD & BRIDGE 4	TREAS FUND	134,848.46	TEXPOOL LOGIC TEXSTAR	665,091.90 388,129.59 615,319.96	1,803,389.91
2019 018 CERT2 TIF	TREAS FUND		TEXPOOL LOGIC		
2019 019 FM & LATERAL	TREAS FUND	14,352.92	TEXPOOL LOGIC TEXSTAR	331,368.96 104,635.48 339,248.78	789,606.14
2019 020 TUPC	TREAS FUND	25,575.95	TEXPOOL LOGIC TEXSTAR	13,002.97	38,578.92
2019 021 JUVENILE PROB-ISP	TREAS FUND	7,385.36	TEXPOOL LOGIC TEXSTAR	5,027.19	12,412.55
2019 022 JUVENILE PROBATION	TREAS FUND	15,294.59	TEXPOOL LOGIC		15,294.59
2019 023 JUVENILE PROB. IV-E	TREAS FUND	99.93	TEXPOOL LOGIC TEXSTAR		99.93
2019 028 ADULT PROBATION	TREAS FUND	20,844.11	TEXPOOL LOGIC TEXSTAR	216,336.01 156,774.53 196,770.07	590,724.72
2019 029 COMMUNITY CORRECTIONS	TREAS FUND	18,986.69	TEXPOOL LOGIC		18,986.69
2019 031 CONTRACT ELECTIONS	TREAS FUND	8,333.28	TEXPOOL LOGIC		8,333.28
2019 032 DISTRICT CLERK PRESERVATION	TREAS FUND	6,141.07	TEXPOOL LOGIC	10,501.02	

COMBINED STATEMENT OF CASH POSITION FOR AUGUST

FUND NAME	CHECKING ACCOUNT	CHECKING AMOUNT	TDQA ACCOUNT	TDQA AMOUNT	FUND TOTAL
2019 033 COUNTY/DISTRICT TECHNOLOGY	FTREAS FUND	6,416.60	TEXPOOL LOGIC	1,592.04	8,008.64
2019 034 COURT REPORTER	TREAS FUND	16,312.28	TEXPOOL LOGIC	19,230.10	35,542.38
2019 035 PERMANENT IMPROVEMENT	TREAS FUND	39,461.54	TEXPOOL LOGIC	1,132,921.49	1,173,383.03
2019 037 LAW ENFORCEMENT ED	TREAS FUND	7,708.09	TEXPOOL LOGIC	10,498.81	18,206.90
2019 038 JP TECH	TREAS FUND	28,595.46	TEXPOOL LOGIC	17,647.02	46,242.48
2019 040 LAW LIBRARY	TREAS FUND	33,177.60	TEXPOOL LOGIC	105,850.48	139,028.08
2019 041 CC LIBRARY FUND	TREAS FUND	14,119.08	TEXPOOL LOGIC	28,354.97	42,474.05
2019 042 CC HISTORICAL COMM.	TREAS FUND	3,545.18	TEXSTAR	31,167.20	34,712.38
2019 043 JP COURTHOUSE SECURITY	TREAS FUND	10,678.41	TEXPOOL LOGIC	5,270.75	15,949.16
2019 044 COURTHOUSE SECURITY	TREAS FUND	32,817.15	TEXPOOL LOGIC	101,956.32	134,773.47
2019 045 FLOOD DAMAGE	TREAS FUND		TEXSTAR	52,317.71	52,317.71
2019 046 CHAPTER 19	TREAS FUND		TEXSTAR	67,430.01	67,430.01
2019 047 CC RECORDS MANAGEMENT	TREAS FUND	1,991.92	TEXPOOL LOGIC	19,604.67	21,596.59
2019 048 COUNTY RECORDS MANAGEMENT	TREAS FUND	27,940.42	TEXSTAR	55,086.35	83,026.77
2019 049 CC RECORDS PRESERVATION	TREAS FUND	39,871.95	TEXSTAR	16,410.09	56,282.04
			TEXSTAR	55,719.20	111,901.24
			TEXSTAR	35,630.63	71,271.87

FUND NAME	CHECKING ACCOUNT	CHECKING AMOUNT	TDOA ACCOUNT	TDOA AMOUNT	FUND TOTAL
2019 050 DIST CLERK RECORDS MANAGEMENT	TREAS FUND	16,191.96	TEXPOOL LOGIC TEXSTAR	15,754.68	31,946.64
2019 051 DISTRICT CLERK ARCHIVE	TREAS FUND	18,546.11	TEXPOOL LOGIC TEXSTAR	4,200.93	22,747.04
2019 052 COUNTY CLERK ARCHIVE FEE	TREAS FUND	23,495.88	TEXPOOL LOGIC TEXSTAR	57,167.97 26,069.39 41,290.96	148,024.20
2019 053 CA CHECK COLLECTING	TREAS FUND	597.46	TEXPOOL LOGIC TEXSTAR	2,682.69	3,280.15
2019 054 DA CHECK COLLECTING	TREAS FUND	150.34	TEXPOOL LOGIC TEXSTAR		150.34
2019 055 CO ATTY FORFEITURE	TREAS FUND		TEXPOOL LOGIC TEXSTAR	31,549.77 26,069.39 25,959.81	99,733.61
2019 056 DISTRICT ATTY FORFEITURE	TREAS FUND	16,154.64	TEXPOOL LOGIC TEXSTAR		53,897.24
2019 057 D A SEIZURE FUND	TREAS FUND	53,897.24	TEXPOOL LOGIC TEXSTAR	94,580.09 26,069.39 41,070.59	207,069.61
2019 058 SHERIFF FORFEITURE	TREAS FUND	45,349.54	TEXPOOL LOGIC TEXSTAR	81,836.98	148,143.90
2019 059 JAIL COMMISSARY	TREAS FUND	25,514.59	TEXPOOL LOGIC TEXSTAR	40,792.33	508,216.70
2019 061 2004 GO REFUNDING DEBT SERVITREAS	TREAS FUND	31,651.55	TEXPOOL LOGIC TEXSTAR	119,112.63 182,126.62 175,325.90	508,216.70
2019 088 STATE FEES	TREAS FUND	87,448.33	TEXPOOL LOGIC TEXSTAR	58,719.98	166,857.21
2019 090 OFFICER'S TRUST	TREAS FUND		TEXPOOL LOGIC TEXSTAR	20,688.90	
2019 091 LIBRARY TRUST - LIDDELL	TREAS FUND	932.69	CERT DEPOS	15,000.00	15,932.69
2019 092 LIBRARY TRUST - ROSENSTEIN	TREAS FUND	770.52	CERT DEPOS	19,000.00	19,770.52
2019 098 PAYROLL CLEARING	PAYROLL	690,175.53	TEXPOOL LOGIC		690,175.53
2019 100 CHILD ABUSE PREVENTION FUND	TREAS FUND	345.77	TEXPOOL LOGIC		345.77
2019 101 PRETRIAL DIVERSION	TREAS FUND	13,018.00	TEXPOOL LOGIC		13,018.00
2019 102 HOTEL OCCUPANCY TAX FUND	TREAS FUND	28,021.16	TEXPOOL LOGIC	167,399.47	

COMBINED STATEMENT OF CASH POSITION FOR AUGUST

FUND NAME	CHECKING ACCOUNT	CHECKING AMOUNT	TDOA ACCOUNT	TDOA AMOUNT	FUND TOTAL
TOTAL		4,037,216.55	142,314.73	31,282,089.87	35,319,306.42

CHECK ACCOUNT

ACCOUNT BALANCE - TREAS FUND	3,347,041.02
ACCOUNT BALANCE - PAYROLL	690,175.53
TOTAL	4,037,216.55

CHECK

TDOA ACCOUNT

ACCOUNT BALANCE - TEXPOOL	11,259,166.67
ACCOUNT BALANCE - LOGIC	5,819,509.13
ACCOUNT BALANCE - TEXSTAR	10,408,432.37
ACCOUNT BALANCE - STONE	2,010,981.70
ACCOUNT BALANCE - CERT DEPOS	1,784,000.00
TOTAL	31,282,089.87

TDOA

ACCOUNT NAME	BEGINNING CASH BALANCE	CASH RECEIPTS	CASH DISBURSEMENTS	ENDING CASH BALANCE
2019 001 GENERAL	1,839,237.66	1,890,436.21	1,587,681.11-	2,141,992.76
CASH - GENERAL FUND	2,069.00	.00	.00	2,069.00
CASH ON HAND	6,523,700.09	12,031.27	.00	6,535,731.36
CASH INVESTED - TEXPOOL	3,225,692.13	6,389.80	.00	3,232,081.93
CASH INVESTED - LOGIC	7,108,392.51	11,680.60	1,000,000.00-	6,120,073.11
CASH INVESTED - TEXSTAR	2,007,516.12	3,465.58	.00	2,010,981.70
T-BILLS - INVESTMENTS	.00	.00	.00	.00
CASH INVESTMENT-CD	1,750,000.00	.00	.00	1,750,000.00
FUND TOTALS	22,456,607.51	1,924,003.46	2,587,681.11-	21,792,929.86

ACCOUNT NAME	BEGINNING CASH BALANCE	CASH RECEIPTS	CASH DISBURSEMENTS	ENDING CASH BALANCE
2019 011 ROAD & BRIDGE 1	111,639.82	173,817.40	166,140.09-	119,317.13
CASH - ROAD & BRIDGE # 1	694,315.23	1,103.21	150,000.00-	545,418.54
CASH INVESTED - TEXPOOL	390,273.28	773.10	.00	391,046.38
CASH INVESTED - LOGIC	523,950.80	945.95	.00	524,896.75
STONE CASTLE	.00	.00	.00	.00
T-BILL INVESTMENTS	.00	.00	.00	.00
FUND TOTALS	1,720,179.23	176,639.66	316,140.09-	1,580,678.80

ACCOUNT NAME	BEGINNING CASH BALANCE	CASH RECEIPTS	CASH DISBURSEMENTS	ENDING CASH BALANCE
2019 012 ROAD & BRIDGE 2	79,824.70	193,556.55	162,111.95-	111,269.30
CASH - ROAD & BRIDGE # 2	417,105.14	668.76	85,000.00-	332,773.90
CASH INVESTED - TEXPOOL	284,764.04	564.09	.00	285,328.13
CASH INVESTED - LOGIC	421,679.06	663.29	85,000.00-	337,342.35
T-BILL INVESTMENTS	.00	.00	.00	.00
FUND TOTALS	1,203,372.94	195,452.69	332,111.95-	1,066,713.68

ACCOUNT NAME	BEGINNING CASH BALANCE	CASH RECEIPTS	CASH DISBURSEMENTS	ENDING CASH BALANCE
2019 013 ROAD & BRIDGE 3	103,620.00	123,565.00	129,306.99-	97,878.01
CASH - ROAD & BRIDGE # 3	521,361.36	902.42	50,000.00-	472,263.78
CASH INVESTED - TEXPOOL	361,833.02	716.77	.00	362,549.79
CASH INVESTED - LOGIC	502,034.45	848.74	50,000.00-	452,883.19
T-BILL INVESTMENTS	.00	.00	.00	.00
FUND TOTALS	1,488,848.83	126,032.93	229,306.99-	1,385,574.77

ACCOUNT NAME	BEGINNING CASH BALANCE	CASH RECEIPTS	CASH DISBURSEMENTS	ENDING CASH BALANCE
2019 014 ROAD & BRIDGE 4	146,610.67	348,533.35	360,295.56-	134,848.46
CASH - ROAD & BRIDGE # 4	713,793.15	1,298.75	50,000.00-	665,091.90
CASH INVESTED - TEXPOOL	367,362.27	767.32	.00	368,129.59
CASH INVESTED - LOGIC	888,870.70	1,449.26	275,000.00-	615,319.96
T-BILL INVESTMENTS	.00	.00	.00	.00
FUND TOTALS	2,136,636.79	352,048.68	685,295.56-	1,803,389.91

ACCOUNT NAME	BEGINNING CASH BALANCE	CASH RECEIPTS	CASH DISBURSEMENTS	ENDING CASH BALANCE
2019 018 CERT? TIF	.00	.00	.00	.00
CASH - CERT? TIF	.00	.00	.00	.00
CASH INVESTED	.00	.00	.00	.00
CASH INVESTED - LOGIC	.00	.00	.00	.00
T-BILL INVESTMENT	.00	.00	.00	.00
FUND TOTALS	.00	.00	.00	.00

ACCOUNT NAME	BEGINNING CASH BALANCE	CASH RECEIPTS	CASH DISBURSEMENTS	ENDING CASH BALANCE
2019 019 FM & LATERAL	14,326.12	26.80	.00	14,352.92
CASH - F M & LATERAL	330,759.00	609.96	.00	331,368.96
CASH INVESTED - LOGIC	104,428.62	206.86	.00	104,635.48
CASH INVESTED - TEXSTAR	338,637.38	611.40	.00	339,248.78

ACCOUNT NAME	BEGINNING CASH BALANCE	CASH RECEIPTS	CASH DISBURSEMENTS	ENDING CASH BALANCE
2019 020 T3PC				
CASH - T.J.P.C.	40,404.15	9,453.20	24,281.40	25,575.95
CASH INVESTED - LOGIC	12,979.03	23.94	.00	13,002.97
CASH INVESTED - TEXSTAR	.00	.00	.00	.00
FUND TOTALS	53,383.18	9,477.14	24,281.40	38,578.92
2019 021 JUVENILE PROB-ISP				
CASE - JUVENILE PROBATION INVESTMENTS	7,380.01	5.35	.00	7,385.36
CASH INVESTED - LOGIC	5,017.91	9.28	.00	5,027.19
CASH INVESTED - TEXSTAR	.00	.00	.00	.00
FUND TOTALS	12,397.92	14.63	.00	12,412.55
2019 022 JUVENILE PROBATION				
CASE - JUV. PROB. DIV INVESTMENTS	15,163.59	131.00	.00	15,294.59
FUND TOTALS	15,163.59	131.00	.00	15,294.59
2019 023 JUVENILE PROB. IV-E				
CASH - IV-E	99.86	.07	.00	99.93
CASH INVESTED - LOGIC	.00	.00	.00	.00
CASH INVESTED - TEXSTAR	.00	.00	.00	.00
FUND TOTALS	99.86	.07	.00	99.93
2019 028 ADULT PROBATION				
CASH - ADULT PROBATION CASH ON HAND	17,071.51	33,359.15	29,586.55	20,844.11
CASH INVESTED - TEXPOOL	75.00	.00	.00	75.00
CASH INVESTED - LOGIC	215,937.76	398.25	.00	216,336.01
CASH INVESTED - TEXSTAR	156,464.58	309.95	.00	156,774.53
FUND TOTALS	196,415.46	354.61	.00	196,770.07
CASH INVESTED - TEXSTAR	585,964.31	34,421.96	29,586.55	590,799.72
2019 029 COMMUNITY CORRECTIONS				
CASH - COMMUNITY CORRECTI INVESTMENTS	24,650.09	.00	5,663.40	18,986.69
CASH INVESTED - LOGIC	.00	.00	.00	.00
FUND TOTALS	24,650.09	.00	5,663.40	18,986.69
2019 031 CONTRACT ELECTIONS				
CASH - CONTRACT ELECTIONS	8,327.25	6.03	.00	8,333.28
CASH INVESTED - TEXPOOL	.00	.00	.00	.00
CASH INVESTED - LOGIC	.00	.00	.00	.00
FUND TOTALS	8,327.25	6.03	.00	8,333.28
2019 032 DISTRICT CLERK PRESERVATION				
CASEB - DISTRICT CLERK PRESVARTI INVESTMENTS	7,150.23	414.88	1,424.04	6,141.07
CASH INVESTED - LOGIC	10,481.69	19.33	.00	10,501.02
CASH INVESTED - TEXSTAR	.00	.00	.00	.00
FUND TOTALS	17,631.92	434.21	1,424.04	16,642.09
2019 033 COUNTY/DISTRICT TECHNOLOGY FUN				
CASH - COUNTY/DISTRICT TECH	6,213.84	202.76	.00	6,416.60

ACCOUNT NAME	BEGINNING CASH BALANCE	CASH RECEIPTS	CASH DISBURSEMENTS	ENDING CASH BALANCE
INVESTMENTS	1,589.17	2.87	.00	1,592.04
CASH INVESTED - LOGIC	.00	.00	.00	.00
CASH INVESTED - TEXSTAR	.00	.00	.00	.00
FUND TOTALS	7,803.01	203.63	.00	8,006.64
2019 034 COURT REPORTER				
CASH -COURT REPORTER FUND	3,640.62	25,922.03	13,250.37-	16,312.28
INVESTMENTS	44,178.19	51.91	25,000.00-	19,230.10
CASH INVESTED - LOGIC	.00	.00	.00	.00
CASH INVESTED - TEXSTAR	.00	.00	.00	.00
FUND TOTALS	47,818.81	25,973.94	38,250.37-	35,542.38
2019 035 PERMANENT IMPROVEMENT				
CASH - PERMANENT IMPROVEMENT	36,414.21	3,047.33	.00	39,461.54
CASH INVESTED - TEXPOOL	1,115,858.28	17,063.21	.00	1,132,921.49
CASH INVESTED - LOGIC	504,156.38	998.68	.00	505,155.06
CASH INVESTED - TEXSTAR	1,171,246.76	2,114.65	.00	1,173,361.41
STONE CASTLE	.00	.00	.00	.00
T-BILL INVESTMENTS	.00	.00	.00	.00
FUND TOTALS	2,827,675.63	23,223.87	.00	2,850,899.50
2019 037 LAW ENFORCEMENT ED				
CASH - LAW ENFORCEMENT ED	7,702.51	5.58	.00	7,708.09
CASH INVESTED	10,479.48	19.33	.00	10,498.81
CASH INVESTED - LOGIC	.00	.00	.00	.00
CASH INVESTED - TEXSTAR	.00	.00	.00	.00
FUND TOTALS	18,181.99	24.91	.00	18,206.90
2019 038 JP TECH				
CASH - J P TECH FUND	31,517.10	1,576.54	4,998.18-	28,595.46
INVESTMENTS	17,614.52	32.50	.00	17,647.02
CASH INVESTED - LOGIC	.00	.00	.00	.00
CASH INVESTED - TEXSTAR	.00	.00	.00	.00
FUND TOTALS	49,131.62	1,609.04	4,998.18-	46,242.48
2019 040 LAW LIBRARY				
CASH - LAW LIBRARY	31,894.14	1,743.46	460.00-	33,177.60
CASH INVESTED	105,655.62	194.86	.00	105,850.48
CASH INVESTED - LOGIC	26,017.86	51.53	.00	26,069.39
CASH INVESTED - TEXSTAR	.00	.00	.00	.00
FUND TOTALS	163,567.62	1,989.85	460.00-	165,097.47
2019 041 CC LIBRARY FUND				
CASH - COOKE COUNTY LIBRA	12,723.82	3,380.20	1,984.94-	14,119.08
CASH INVESTED	28,302.78	52.19	.00	28,354.97
CASH INVESTED - LOGIC	.00	.00	.00	.00
CASH INVESTED - TEXSTAR	31,111.03	56.17	.00	31,167.20
T-BILL INVESTMENTS	.00	.00	.00	.00
FUND TOTALS	72,137.63	3,488.56	1,984.94-	73,641.25
2019 042 CC HISTORICAL COMM.				
CASH - COOKE CO. HISTORIC	3,542.62	2.56	.00	3,545.18
FUND TOTALS	3,542.62	2.56	.00	3,545.18
2019 043 JP COURTHOUSE SECURITY				
CASH - JP COURTHOUSE SECURITY	10,286.00	392.41	.00	10,678.41
CASH INVESTED	5,261.06	9.69	.00	5,270.75

ACCOUNT NAME	BEGINNING CASH BALANCE	CASH RECEIPTS	CASH DISBURSEMENTS	ENDING CASH BALANCE
2019 044 COURTHOUSE SECURITY				
CASH INVESTED - LOGIC	10,436.78	18.82		10,455.60
CASH INVESTED - TEXSTAR	25,983.84	420.92		26,404.76
FUND TOTALS				
	36,420.62	439.74		36,860.36

2019 045 FLOOD DAMAGE				
CASH INVESTED - FLOOD DAMAGE	33,338.34	2,635.04	3,156.23	32,817.15
CASH INVESTED - TEXPOOL	101,768.62	187.70		101,956.32
CASH INVESTED - LOGIC	52,214.29	103.42		52,317.71
CASH INVESTED - TEXSTAR	67,308.47	121.54		67,430.01
FUND TOTALS	254,629.72	3,047.70	3,156.23	254,521.19

2019 046 CHAPTER 19				
CASH - CHAPTER 19	224.11	224.11		448.22
INVESTMENTS	.00	.00		.00
FUND TOTALS	224.11	224.11		448.22

2019 047 CC RECORDS MANAGEMENT				
CASH - CC RECORDS MANAGEMENT	1,913.86	78.06		1,991.92
INVESTMENTS - TEXPOOL	.00	.00		.00
FUND TOTALS	1,913.86	78.06		1,991.92

2019 048 COUNTY RECORDS MANAGEMENT				
CASH - RECORDS MANAGEMENT	30,433.89	1,673.96	4,167.43	27,940.42
CASH INVESTED - TEXPOOL	19,568.57	36.10		19,604.67
CASH INVESTED - LOGIC	54,977.45	108.90		55,086.35
CASH INVESTED - TEXSTAR	16,380.54	29.55		16,410.09
FUND TOTALS	121,360.45	1,848.51	4,167.43	119,041.53

2019 049 CC RECORDS PRESERVATION				
CASH - RECORDS PRESERVATION	30,486.69	9,385.26		39,871.95
CASH INVESTED - TEXPOOL	55,616.63	102.57		55,719.20
CASH INVESTED - LOGIC	.00	.00		.00
CASH INVESTED - TEXSTAR	35,566.42	64.21		35,630.63
FUND TOTALS	121,669.74	9,552.04		131,221.78

2019 050 DIST CLERK RECORDS MANAGEMENT				
CASH - D C RECORDS MANAGEMENT	15,812.48	379.48		16,191.96
CASH INVESTED	15,725.68	29.00		15,754.68
CASH INVESTED - LOGIC	.00	.00		.00
CASH INVESTED - TEXSTAR	.00	.00		.00
FUND TOTALS	31,538.16	408.48		31,946.64

2019 051 DISTRICT CLERK ARCHIVE				
DISTRICT CLERK ARCHIVE	18,207.85	338.26		18,546.11
INVESTMENTS	4,193.18	7.75		4,200.93
CASH INVESTED - LOGIC	.00	.00		.00
CASH INVESTED - TEXSTAR	.00	.00		.00
FUND TOTALS	22,401.03	346.01		22,747.04

2019 052 COUNTY CLERK ARCHIVE FEE				
CASH - RECORDS ARCHIVE	28,286.50	8,449.38	13,240.00	23,495.88

ACCOUNT NAME	BEGINNING	CASH RECEIPTS	CASH DISBURSEMENTS	ENDING
	CASH BALANCE			CASH BALANCE
INVESTMENTS	57,062.72	105.25	.00	57,167.97
CASH INVESTED - LOGIC	26,017.86	51.53	.00	26,069.39
CASH INVESTED - TEXSTAR	41,216.54	74.42	.00	41,290.96
FUND TOTALS	152,593.62	8,690.58	13,240.00-	148,024.20

2019 053 CA CHECK COLLECTING

CASH - CHECK COLLECTING \$	565.49	150.00	118.03-	597.46
CASH INVESTED	2,677.72	4.97	.00	2,682.69
CASH INVESTED - LOGIC	.00	.00	.00	.00
CASH INVESTED - TEXSTAR	.00	.00	.00	.00
FUND TOTALS	3,243.21	154.97	118.03-	3,280.15

2019 054 DA CHECK COLLECTING

CASH - DA CHECK COLLECTING	150.34	.00	.00	150.34
CASH INVESTED	.00	.00	.00	.00
FUND TOTALS	150.34	.00	.00	150.34

2019 055 CO ATTY FORFEITURE

FUND TOTALS	.00	.00	.00	.00
-------------	-----	-----	-----	-----

2019 056 DISTRICT ATTY FORFEITURE

CASH - D.A. FORFEITURE FU	13,982.74	6,433.90	4,262.00-	16,154.64
CASH INVESTED - TEXPOOL	31,491.69	58.08	.00	31,549.77
CASH INVESTED - LOGIC	26,017.86	51.53	.00	26,069.39
CASH INVESTED - TEXSTAR	25,913.02	46.79	.00	25,959.81
FUND TOTALS	97,405.31	6,590.30	4,262.00-	99,733.61

2019 057 D A SEIZURE FUND

CASH - SEIZURE-LAW	70,272.24	2,746.00	19,121.00-	53,897.24
INVESTMENTS	.00	.00	.00	.00
FUND TOTALS	70,272.24	2,746.00	19,121.00-	53,897.24

2019 058 SHERIFF FORFEITURE

CASH - SHERIFF FORFEITURE	40,905.53	12,019.01	7,575.00-	45,349.54
INVESTMENTS	94,406.00	174.09	.00	94,580.09
CASH INVESTED - LOGIC	26,017.86	51.53	.00	26,069.39
CASH INVESTED - TEXSTAR	40,596.58	74.01	.00	41,070.59
FUND TOTALS	202,325.97	12,318.64	7,575.00-	207,069.61

2019 059 JAIL COMMISSARY

CASH - JAIL COMMISSARY	26,513.48	18.56	1,017.45-	25,514.59
CASH INVESTED - TEXPOOL	81,686.35	150.63	.00	81,836.98
CASH INVESTED - LOGIC	40,718.82	73.51	.00	40,792.33
CASH INVESTED - TEXSTAR	148,918.65	242.70	1,017.45-	148,143.90
FUND TOTALS				

2019 061 2004 GO REPURDING DEBT SERVICE

CASH - 2004 GO REPURDING D/S	32,674.55	53,327.00	54,350.00-	31,651.55
CASH INVESTED - TEXPOOL	118,893.39	219.24	.00	119,112.63
CASH INVESTED - LOGIC	181,766.54	360.08	.00	182,126.62
CASH INVESTED - TEXSTAR	224,977.37	348.53	50,000.00-	175,325.90
T-BILL INVESTMENTS	.00	.00	.00	.00
FUND TOTALS	558,311.85	54,254.85	104,350.00-	508,216.70

2019 088 STATE FEES

CASH - STATE FEES	31,998.57	55,520.78	71.02-	87,448.33
CASH INVESTED	8,686.24	50,033.74	.00	58,719.98

ACCOUNT NAME	BEGINNING CASH BALANCE	CASH RECEIPTS	CASH DISBURSEMENTS	ENDING CASH BALANCE
2019 090 OFFICER'S TRUST				
CASH - OFFICERS TRUST	.00	.00	.00	.00
CASH INVESTED - LOGIC	.00	.00	.00	.00
FUND TOTALS	.00	.00	.00	.00
2019 091 LIBRARY TRUST - LIDDELL				
CASH - LIBRARY TRUST/LIDDELL	932.02	.67	.00	932.69
CD INVESTMENT	15,000.00	.00	.00	15,000.00
FUND TOTALS	15,932.02	.67	.00	15,932.69
2019 092 LIBRARY TRUST - ROSENSTEIN				
CASH - LIBRARY TRUST/ROSENSTEIN	769.97	.55	.00	770.52
CD INVESTMENT	19,000.00	.00	.00	19,000.00
FUND TOTALS	19,769.97	.55	.00	19,770.52
2019 098 PAYROLL CLEARING				
CASH - PAYROLL CLEARING	.00	1,619,093.74	928,918.21	690,175.53
INVESTMENTS	.00	.00	.00	.00
FUND TOTALS	.00	1,619,093.74	928,918.21	690,175.53
2019 100 CHILD ABUSE PREVENTION FUND				
CASH - CHILD ABUSE PREVENTION	343.86	1.91	.00	345.77
CASH INVESTED	.00	.00	.00	.00
FUND TOTALS	343.86	1.91	.00	345.77
2019 101 PRETRIAL DIVERSION				
CASH - PRETRIAL DIVERSION	13,018.00	.00	.00	13,018.00
CASH INVESTED	.00	.00	.00	.00
CASH INVESTED - LOGIC	.00	.00	.00	.00
FUND TOTALS	13,018.00	.00	.00	13,018.00
2019 102 HOTEL OCCUPANCY TAX FUND				
CASH - HOTEL OCCUPANCY TAX	38,974.80	19,046.36	30,000.00	28,021.16
CASH INVESTED - TEXPOOL	152,102.10	15,297.37	.00	167,399.47
CASH INVESTED - LOGIC	127,068.89	.00	.00	142,314.73
CASH INVESTED - TEXSTAR	318,145.79	49,589.57	30,000.00	337,735.36
FUND TOTALS	35,942,303.42	4,751,827.95	5,372,680.95	35,321,450.42