

AFFIDAVIT

STATE OF TEXAS

COUNTY OF COOKE


The members of the Commissioners' Court of Cooke County, Texas, state as follows:

The requirement of Subsection (C) of the Texas Local Government Code, §114.026 have been met for the term of September 2016. The amount of cash and other assets in the custody of the County Treasurer at the time of examination are:

Cash (includes on hand, money market accounts, and short term investments) \$ 31,293,000.19

Other Assets (long term investments) \$ 0.00.

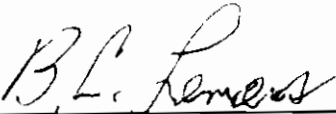
Sworn to and subscribed this 24 day of October, 2016.



Jason Brinkley, Cooke County Judge



Gary Hollowell, Commissioner, Pct 1



B. C. Lemons, Commissioner, Pct 2




Al Smith, Commissioner, Pct 3




Leon Klement, Commissioner, Pct 4

ATTEST:




Rebecca Lawson, County Clerk

FILED FOR RECORD
16 OCT 24 PM 3:56
REBECCA LAWSON
COUNTY CLERK, COOKE CO. TX
BY  DEPUTY

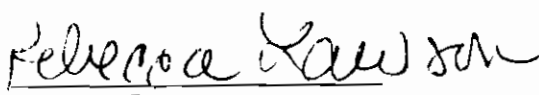
FINANCIAL REPORTS

September 2016


In accordance with Local Government Code 114.026, this affidavit states the current cash and reports in the custody of the county treasurer as of this date of September 30, 2016.




Jason Brinkley,
Cooke County Judge




Rebecca Lawson,
Cooke County Clerk



Gary Hollowell,
Commissioner Pct. #1



B. C. Lemons,
Commissioner Pct. #2



Al Smith,
Commission Pct. #3

Leon Klement,
Commissioner Pct. #4

FILED FOR RECORD

16 OCT 24 PM 3:56

REBECCA LAWSON
COUNTY CLERK, COOKE CO. TX

BY  DEPUTY



MONTHLY REPORT

SEPTEMBER 2016

PATTY BRENNAN

COOKE COUNTY TREASURER

TOTALS

PRIOR MONTH ENDING BANK STATEMENT BALANCE	\$227,838.58	
CLEARED DEPOSITS	\$1,399,280.93	3
CLEARED ADDITIONS	\$.00	
CLEARED CHECKS	\$70,334.89-	65
CLEARED DEDUCTIONS	\$1,331,126.61-	9

CURRENT MONTH ENDING BANK STATEMENT BALANCE \$225,658.01

CURRENT MONTH ENDING BANK STATEMENT BALANCE	\$225,658.01	
OUTSTANDING DEPOSITS	\$.00	
OUTSTANDING ADDITIONS	\$.00	
OUTSTANDING CHECKS	\$30,044.17-	31
OUTSTANDING DEDUCTIONS	\$.00	

RECONCILED BOOK BALANCE \$195,613.84

ENDING STATEMENT DATE 09/30/2016 CLERK: PB

TOTALS

PRIOR MONTH ENDING BANK STATEMENT BALANCE 58,394,585.95 263
 CLEARED DEPOSITS \$1,525,086.17 4
 CLEARED ADDITIONS \$101,179.61 4
 CLEARED CHECKS \$2,447,842.87- 341
 CLEARED DEDUCTIONS \$9,161.67- 4

CURRENT MONTH ENDING BANK STATEMENT BALANCE \$7,563,847.19

CURRENT MONTH ENDING BANK STATEMENT BALANCE \$7,563,847.19 1
 OUTSTANDING DEPOSITS \$694.00
 OUTSTANDING ADDITIONS 5.00
 OUTSTANDING CHECKS \$617,017.61- 506
 OUTSTANDING DEDUCTIONS \$.00

RECONCILED BOOK BALANCE \$6,947,523.58

ENDING STATEMENT DATE 09/30/2016 CLERK: PB

Cooke County

Attn: Patty Brennan
 101 S. Dixon Street
 Gainesville, TX 76240

Depositor Statement

September 1, 2016 - September 30, 2016

Account #: 104791304900

Account at-a-Glance

Beginning Balance	2,007,403.65
+ Net Deposits	0.00
+ Net Accrued Interest ²	495.23
Ending Balance	2,007,898.88
Days In Period ⁴	30
Average Daily Balance ⁵	2,007,403.65
Net APY This Period ⁶	0.3002
Available Balance ⁷	2,007,403.65

Depositor Information

Website: www.ficaaccount.com

Support Center: (866) 343-5516

Account Transactions

Description	Date	Amount(USD\$)
No transactions in this period		

Insured Depository Detail

Depository Bank	FDIC Cert#	Balance(USD\$)
BankUnited National Association	58979	22,674.79
BofI Federal Bank	35546	237,754.52
CapStar Bank	58823	49,608.36
Celtic Bank	57056	149,180.76
Customers Bank	34444	5,279.52
EagleBank	34742	10,293.48
First Bank	12229	20,743.38
First Choice Bank	58471	34,407.71
First National Bank and Trust Company of Vini	4218	1,377.06
First Virginia Community Bank	58696	1,003.46
Franklin Synergy Bank	58714	39,434.89
Grandpoint Bank	58390	22,469.41
Great Western Bank	15289	19,338.29
Hancock Bank	12441	60,271.31
Happy State Bank	10359	90,967.16
IBERIABANK	28100	7,442.91
Investar Bank	58316	1,057.55
Lake City Bank	13102	79,234.91
LegacyTexas Bank	58006	3,801.00

Cooke County

Attn: Patty Brennan
101 S. Dixon Street
Gainesville, TX 76240

Depositor Statement

September 1, 2016 - September 30, 2016

Account #: 104791304900

Depository Bank	FDIC Cert#	Balance(USD\$)
MainStreet Bank	57742	13,135.44
Mercantil Commercebank National Association	22953	14,309.80
Merchants Bank of Indiana	8056	11,669.05
Meridian Bank	57777	5,064.39
Metropolitan National Bank	34699	7,029.47
NexBank SSB	29209	247,226.17
OneWest Bank FSB	58978	2,551.96
Open Bank	57944	1,101.58
Pacific Mercantile Bank	34940	28,209.84
Pacific Trust Bank FSB	35498	245,125.85
Post Oak Bank N.A.	57729	5,555.25
Rockville Bank	18203	149,357.36
Signature Bank	57053	16,001.52
Southwest Bank	18812	6,692.21
Stonegate Bank	57934	74,198.82
Texas Capital Bank National Association	34383	74,562.91
Valley National Bank	9396	1,089.82
Washington Trust Company of Westerly	23623	1,204.50
WashingtonFirst Bank	57696	246,977.24
Aggregate Net Accrued Interest ³		495.23

Total **2,007,898.88**

Disclosure Information

¹ The Federally Insured Cash Account® ("FICA") is not a member of the Federal Deposit Insurance Corporation ("FDIC"), but the banks in which your money is deposited are FDIC members. The FDIC is an independent agency of the U.S. government that protects the funds depositors place in FDIC insured institutions. FDIC deposit insurance is backed by the full faith and credit of the U.S. government.

² Net Accrued Interest is the estimated amount of your accrued interest earned for the current month less any FICA Fee with respect to such interest. Net Accrued Interest cannot be withdrawn from your account until it is credited to the account. There is no guarantee that you will receive the full amount as stated. Refer to the U.S. Bank Custodial Statement, provided via ficaaccount.com, for further details regarding interest earned and fees charged. Net Accrued Interest is for informational purposes only.

³ Aggregate Net Accrued Interest is the sum of the current month's Net Accrued Interest and any prior period Net Accrued Interest not yet paid.

⁴ Days In Period ("DIP") is the number of days in the period beginning on, and including the later of, the first day of the month or the business day your initial deposit is received by the FICA Custodian if received on or before 12:00PM EST or the business day immediately following if received after 12:00PM EST, and ending on, and including, the last day of the month. DIP does not include any date on which the balance is zero.

⁵ Average Daily Balance is the sum of your beginning balance plus any deposits less any withdrawals averaged across number of days in Days In Period.

⁶ Net APY This Period is the annualized yield that reflects the relationship between the net interest received plus any Net Accrued Interest and the Average Daily Balance for the statement period.

⁷ Available Balance reflects the amount that can be withdrawn as of the date of the statement. This balance is the Ending Balance less the Aggregate Net Accrued Interest amount.

We encourage you to compare the information provided in our statement with the U.S. Bank custody statement. You may access your U.S. Bank custody statement by calling 1-866-343-5516.

StoneCastle Cash Management, LLC is an SEC Registered Investment Advisor. StoneCastle Cash Management, LLC is an affiliate of StoneCastle Partners, LLC, a leading asset management and financial services company dedicated to investing and serving the community banking sector. Performance data shown represents past performance, and is no guarantee of future results. Rates may change without notice. Please read the Terms and Conditions relating to the FICA program for more complete information and the governing terms of the account. Review your statement for accuracy. If you have any questions regarding your account, contact a FICA representative. Registration with the SEC does not imply a particular level of skill or training.

INVESTMENTS-TEXPOOL
PATTY BRENNAN, COOKE COUNTY TREASURER
SEPTEMBER 2016

ACCT NAME	BALANCE FORWARD	DEPOSITS	WITH- DRAWALS	CURRENT INTEREST	ENDING BALANCE
GENERAL	\$ 11,538,126.41	\$ -	\$ -	3,602.80	\$ 11,541,729.21
R & B -1	\$ 1,515,245.49	\$ -	\$ 25,000.00	467.43	\$ 1,490,712.92
R & B -2	\$ 554,356.88	\$ -	\$ 60,000.00	159.34	\$ 494,516.22
R & B -3	\$ 995,500.75	\$ -	\$ 75,000.00	293.60	\$ 920,794.35
R & B -4	\$ 945,964.99	\$ -	\$ 200,000.00	258.74	\$ 746,223.73
FM & L	\$ 716,342.93	\$ -	\$ -	223.69	\$ 716,566.62
STATE FUNDS	\$ 8,079.91	\$ -	\$ -	2.45	\$ 8,082.36
TJPC	\$ 5,021.32	\$ -	\$ -	1.50	\$ 5,022.82
DIST CLK PRESERVATION	\$ 10,049.65	\$ -	\$ -	3.08	\$ 10,052.73
COUNTY/DIST TECH	\$ 3,016.54	\$ -	\$ -	0.90	\$ 3,017.44
ADULT PROB	\$ 184,394.50	\$ -	\$ -	57.59	\$ 184,452.09
JUV-ISP	\$ 4,811.34	\$ -	\$ -	1.50	\$ 4,812.84
COURT REP	\$ 42,357.79	\$ -	\$ -	13.28	\$ 42,371.07
PERM IMP	\$ 2,184,229.55	\$ -	\$ -	682.06	\$ 2,184,911.61
LAW ENFORCEMENT ED	\$ 10,047.60	\$ -	\$ -	3.08	\$ 10,050.68
JP-CH SECURITY	\$ 5,044.32	\$ -	\$ -	1.50	\$ 5,045.82
DIST CLK RECORDS MGMT	\$ 15,077.26	\$ -	\$ -	4.78	\$ 15,082.04
DIST CLK ARCHIVE	\$ 4,020.91	\$ -	\$ -	1.20	\$ 4,022.11
COUNTY ATTY CHECK COLLECT	\$ 4,530.17	\$ -	\$ -	1.50	\$ 4,531.67
JUV PROB-IVE	\$ 6,040.19	\$ -	\$ -	1.82	\$ 6,042.01
LAW LIBRARY	\$ 81,830.01	\$ -	\$ -	25.54	\$ 81,855.55
JP TECH	\$ 16,888.58	\$ -	\$ -	5.24	\$ 16,893.82
C H SECURITY	\$ 157,270.71	\$ -	\$ -	49.07	\$ 157,319.78
REC MGMT	\$ 265,603.69	\$ -	\$ -	82.92	\$ 265,686.61
REC PRESV	\$ 84,063.67	\$ -	\$ -	26.29	\$ 84,089.96
LIBRARY	\$ 22,250.16	\$ -	\$ -	6.93	\$ 22,257.09
ARCHIVE	\$ 54,711.19	\$ -	\$ -	17.09	\$ 54,728.28
DIST ATTY FORFEITURE	\$ 30,193.90	\$ -	\$ -	9.41	\$ 30,203.31
SHERIFF FORFEITURE	\$ 37,680.62	\$ -	\$ -	11.80	\$ 37,692.42

INVESTMENTS-TEXPOOL
PATTY BRENNAN, COOKE COUNTY TREASURER
SEPTEMBER 2016

ACCT NAME	BALANCE FORWARD	DEPOSITS	WITH- DRAWALS	CURRENT INTEREST	ENDING BALANCE
JAIL COMMISSARY	\$ 78,320.71	\$ -	-	\$ 24.49	\$ 78,345.20
2004 GO-REFUNDING	\$ 709,920.08	\$ -	-	\$ 221.68	\$ 710,141.76
TOTAL: TREAS FUND	\$ 20,290,991.82	\$ -	\$ 360,000.00	\$ 6,262.30	\$ 19,937,254.12

YEAR - TO - DATE INTEREST BAL FORWARD CURRENT INT. BALANCE
 \$ 31,972.05 \$ 6,262.30 \$ 38,234.35

AVG. YEILD FOR SEPTEMBER 2016 0.38% MKT VALUE PER SHARE \$ 1.00

C.D. INVESTMENTS

LANDMARK BANK

September 2016

<u>C.D.#</u>	<u>PURCHASE DATE</u>	<u>AMOUNT</u>	<u>MAT. DATE</u>
GEN/4170805685	May 24, 2015	500,000.00	May 24, 2017
GEN/4170805677	May 24, 2015	500,000.00	May 24, 2017
Library - Liddell 4761	July 15, 2015	7,500.00	Jan 15, 2017
Library - Liddell 4779	July 15, 2015	7,500.00	Jan 15, 2017
Library – Rosenstein 5099	Jun 12, 2014	11,000.00	Sept 12, 2017
Library – Rosenstein 5198	Sept 16, 2014	8,000.00	Dec 16, 2017

INT. EARNED MONTHLY:

2-Gen CD's @ .52%
2-Liddell CD's @ .25%
2-Rosenstein CD's @ 1.05%

Interest is deposited into the Treasurer's Fund. The 2 Gen CDs' interest is deposited monthly, and the 4 Library's CDs' interest is deposited quarterly.

PROSPERITY BANK

GEN/14401708	Sept 17, 2015	250,000.00	Sept 17, 2017
--------------	---------------	------------	---------------

INT. EARNED MONTHLY:

Gen CD @ .50%

Interest accrues monthly and is deposited monthly with depository bank into the Treasurer's Fund.

C.D. INVESTMENTS

THE FIRST STATE BANK

September 2016

<u>C.D.#</u>	<u>PURCHASE DATE</u>	<u>AMOUNT</u>	<u>MAT. DATE</u>
GEN/17445	Sept 17, 2015	250,000.00	Sept 17, 2017

INT. EARNED MONTHLY:

Gen CD @ .65%

Interest accrues monthly and is deposited monthly with depository bank into the Treasurer's Fund.

MUENSTER STATE BANK

GEN/2129	Sept 17, 2015	250,000.00	Sept 17, 2017
----------	---------------	------------	---------------

INT. EARNED MONTHLY:

Gen CD @ .75%

Interest accrues monthly and is deposited monthly with depository bank into the Treasurer's Fund.



EL CAMPO, TX

Pledge Security Listing

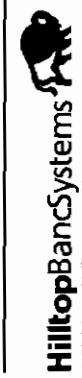
September 30, 2016



A Division of Hilltop Securities

ID	CUSIP	Description	Safekeeping Location	Safekeeping Receipt	Coupon	Maturity Date	Call Date	Moody	S&P	Fitch	FASB115	Face Amount	Current Par	Current Book Value	Market Value	Gain (Loss)
COOKE COUNTY																
2047	3128MBNA1	FHLMC G12885	FHLB	x	5.00	06/01/2021		AAA	AA+	AAA	HTM	157,950	8,163.66	8,163.56	8,589.23	425.67
2107	31410G558	FNMA 889257	FHLB	x	5.00	04/01/2021		AAA	AA+	AAA	HTM	105,405	5,242.29	5,242.22	5,505.35	263.13
3643	3128MMQX4	FHLMC G18469	FHLB		2.00	06/01/2028		AAA	AA+	AAA	HTM	212,158	143,177.75	142,668.50	143,860.78	1,192.28
												155,583.70	156,074.28	157,955.36	1,881.08	
Total for COOKE COUNTY																

Although the information in this report has been obtained from sources believed to be reliable, its accuracy cannot be guaranteed



A Division of Hilltop Securities

Inventory | Pledge Entry | v1.2

Page 1 of 1

9/29/2016 4:21:52 PM
1.800.922.9850 | hilltopsecurities.com

report

PAGE 1 09/15/16 19:28:50
ACTIVITY BAPN032N
09/15/16 CC3 PROD

FEDERAL RESERVE BANK PLEDGEE

DISTRB PT J1
CYCLE DATE 09-15-2016

PLEDGEE: COOKE COUNTY
100 S. DIXON
RM. 106
J7BM INSTITUTION ID: #J7BM

GAINESVILLE TX 76240

HOLDER : 081500862 - LANDMARK BANK
ACCOUNT: J7BM - *COOKE COUNTY
RESP FRB:H1

CUSIP #	TRANSACTION ID	PAR AMOUNT	CLOSING
PAR BAL	BVF	BOOK VALUE	
31396ALL6	FGRM 3035DP 10/15/34	10-15-34	
.00	0.0000000000	.00	
	0915 QMGBI001 011321	525,000.00-	
	0915 QMGBI002 003983	525,000.00-	
	0915 QMGBI002 007410	525,000.00-	
	0915 QMGBI003 006266	525,000.00-	

report

PAGE 1 09/30/16 19:37:43
HOLDINGS BAPN032N
CC3 PROD

FEDERAL RESERVE BANK PLEDGEE

DISTRB PT J1
AS OF CLOSE OF BUSINESS 09-30-2016

PLEDGEE: COOKE COUNTY J7BM INSTITUTION ID: #J7BM
100 S. DIXON
RM. 106

GAINESVILLE TX 76240

HOLDER : 081500862 - LANDMARK BANK

RESP FRB:H1

ACCOUNT: J7BM - *COOKE COUNTY

CUSIP #

BVF

PAR

BALANCE	BOOK VALUE		BVF	PAR
31300LVH5	FMAR 848716 G	01-01-37	0.4879699600	
200,000.00	97,593.99			
3133TTX48	FGRA 2326ZQ	06/15/31 06-15-31	0.1428684600	
300,000.00	42,860.54			
313378CR0	2.25 FHLB 22 KW	03-11-22	1.0000000000	
5,000,000.00	5,000,000.00			
313380GJ0	2.00 FHLB 22 WX	09-09-22	1.0000000000	
1,000,000.00	1,000,000.00			
3136ACLE9	FNRM RC025BD R13F025	03-25-33	0.6466638400	
1,400,000.00	905,329.38			
3136AKJK0	FNRM CL041CM R14F041	06-25-40	0.7371433700	
1,000,000.00	737,143.37			
3137B1CT7	FGRM 4195LH	12/15/31 12-15-31	0.6559239300	
600,000.00	393,554.36			
31392WB41	FGRM 2512PG	10/15/22 10-15-22	0.2399784200	
400,000.00	95,991.37			
31394H2Q3	FGRM 2662DH	08/15/23 08-15-23	0.6658482100	
1,200,000.00	799,017.85			
31395HVM9	FGRA 2896BZ	11/15/34 11-15-34	1.3066325000	
200,000.00	261,326.50			
38374F2L7	GNRM 2004-24 ZM	04-20-34	1.2117582720	
700,000.00	848,230.79			
			SUBTOTAL :	
12,000,000.00	10,181,048.15			
			GRAND TOTAL :	
12,000,000.00	10,181,048.15			

Pledge Inventory Report

Landmark Bank
Columbia, MO
FROM 9/1/2016 TO 9/30/2016

Customer ID: 5961
Report Date: 10/1/2016
PAS Rep: Vance Roe
Account Rep: Bob Fitzpatrick

Cusip Ticket	Description Location Code/Name	Maturity Date Group	Intent Coupon	S&P Moody	Market Price Dt Maturity (Yr)	Original Face Par	Book Value Market Value
Pledged: J7BM - COOKE COUNTY							
313378CR0 956483	FED HOME LN BK FED - FEDERAL RESERVE BANK	03/11/2022 AGY	AFS 2.25000	AA+ Aaa	9/30/2016 5.45	5,000,000.00 5,000,000.00	5,064,183.11 5,229,800.05
313380GJ0 988741	FED HOME LN BK FED - FEDERAL RESERVE BANK	09/09/2022 AGY	AFS 2.00000	AA+ Aaa	9/30/2016 5.95	1,000,000.00 1,000,000.00	1,000,000.00 1,030,999.98
31300LVH5 851172	FHLMC ARM POOL #8487 FED - FEDERAL RESERVE BANK	01/01/2037 MB3	AFS 2.81800		9/30/2016 20.27	200,000.00 97,593.99	104,281.26 103,411.57
3133TTX48 783451	fhlmc remic ser 2326 FED - FEDERAL RESERVE BANK	06/15/2031 MB4	AFS 6.50000	NR	9/30/2016 14.72	300,000.00 42,860.54	48,259.47 49,256.30
3136ACLE9 879680	FNM13025 BD FED - FEDERAL RESERVE BANK	03/25/2033 MB4	AFS 2.00000	Nr	9/30/2016 16.49	1,400,000.00 905,329.38	882,569.64 919,838.74
3136AKJK0 916714	FNR 2014-41 CM FED - FEDERAL RESERVE BANK	06/25/2040 MB4	AFS 1.50000	Nr	9/30/2016 23.75	1,000,000.00 737,143.37	704,181.87 732,872.09
3137B1CT7 882621	FHL4195 LH FED - FEDERAL RESERVE BANK	12/15/2031 MB4	AFS 1.50000	Nr	9/30/2016 15.22	600,000.00 393,554.36	380,038.55 390,839.91
31392WB41 719835	FHL2512 PG FED - FEDERAL RESERVE BANK	10/15/2022 MB4	AFS 5.50000	NR	9/30/2016 6.04	400,000.00 95,991.37	102,029.41 105,669.05
31394H203 887207	FHL2662 DH FED - FEDERAL RESERVE BANK	08/15/2023 MB4	AFS 5.00000	NR	9/30/2016 6.88	1,200,000.00 799,017.85	849,600.00 862,411.91
31395HVM9 856892	FHL2896 BZ FED - FEDERAL RESERVE BANK	11/15/2034 MB4	AFS 5.00000	Nr	9/30/2016 18.14	200,000.00 261,326.50	285,646.38 288,194.13
38374F2L7 844136	GNM04024 ZM FED - FEDERAL RESERVE BANK	04/20/2034 MB4	AFS 5.00000	Nr	9/30/2016 17.56	700,000.00 848,230.79	940,297.61 946,251.69
11	Total Pledged: J7BM - COOKE COUNTY					12,000,000.00 10,181,048.15	10,361,087.30 10,659,545.42

This report reflects information submitted to us by the customer. It is not intended to be used as the official record of safekeeping location and/or pledged holdings. This information should be provided by the customer's safekeeper.

Landmark Bank, N.A.
 Cooke County
 As of: Friday, September 30, 2016

Detail Section:

<u>Account No.</u>	<u>Balance</u>	<u>Int Rate</u>	<u>Type</u>	<u>Officer</u>
28002408	\$0	0.00%	TDSV	R1B
28002416	\$0	0.00%	TDSV	R1B
28900090	\$14,461	0.00%	CK	R1B
28900287	\$7,691,290	0.42%	CK	R1B
28900325	\$14,500	0.00%	CK	R1B
28900333	\$0	0.00%	CK	R1B
28900341	\$0	0.00%	CK	R1B
28900368	\$107,539	0.42%	CK	R1B
28900376	\$157,467	0.00%	CK	R1B
28900384	\$0	0.00%	CK	R1B
28900392	\$1,138	0.00%	CK	R1B
28900406	\$24,445	0.00%	CK	R1B
28900414	\$0	0.00%	CK	R1B
28900422	\$0	0.00%	CK	R1B
28900449	\$544,399	0.00%	CK	R1B
28900457	\$0	0.00%	CK	R1B
28900465	\$0	0.00%	CK	R1B
28900481	\$108,806	0.00%	CK	R1B
28900511	\$1,089	0.00%	CK	R1B
28900538	\$2,751	0.00%	CK	R1B
28901259	\$5,553	0.00%	CK	ELE
28901593	\$13,156	0.00%	CK	JDH
4170003539	\$56,241	0.00%	CK	R1B
4170009684	\$0	0.00%	CK	R1B
4170009700	\$1,703	0.00%	CK	R1B
4170013934	\$0	0.00%	CK	JDH
4170023065	\$0	0.00%	CK	R1B
4170045332	\$16,888	0.00%	CK	T1G
4170049177	\$2,700	0.00%	CK	T1G
4170800744	\$0	0.00%	TDSV	JDH
4170800751	\$0	0.00%	TDSV	JDH
4170801528	\$0	0.00%	TDSV	R1B
4170801536	\$0	0.00%	TDSV	R1B
4170802286	\$0	0.00%	TDSV	JDH
4170802294	\$0	0.00%	TDSV	JDH
4170802849	\$0	0.00%	TDSV	JDH
4170802856	\$0	0.00%	TDSV	JDH
4170803896	\$0	0.00%	TDSV	R1B

4170803904	\$0	0.00%	TDSV	R1B
4170804019	\$0	0.00%	TDSV	R1B
4170804142	\$0	0.00%	TDSV	R1B
4170804159	\$0	0.00%	TDSV	R1B
4170804415	\$0	0.00%	TDSV	T1G
4170804423	\$0	0.00%	TDSV	T1G
4170804761	\$7,500	0.25%	TDSV	T1G
4170804779	\$7,500	0.25%	TDSV	T1G
4170805073	\$0	0.00%	TDSV	T1G
4170805081	\$0	0.00%	TDSV	T1G
4170805198	\$8,000	1.05%	TDSV	JDH
4170805677	\$500,000	0.52%	TDSV	T1G
4170805685	\$500,000	0.52%	TDSV	T1G

Collateral Section:

<u>Description / LOC No.</u>	<u>Amount</u>	<u>Maturity Date</u>
Securities - Market Value	\$10,659,545	(See add'l report)

Pledge Report Summary:

Total Deposits	\$	9,787,125
Plus Additional Coverage (per Agreement)	\$	0
Total Collateral Needed	\$	9,787,125
Collateral Pledged	\$	10,659,545
FDIC Insurance	\$	250,000
Total Collateral Provided	\$	10,909,545
Total Public Funding Excess / (Needed)	\$	1,122,420

COMBINED STATEMENT OF CASH POSITION FOR SEPTEMBER

FUND NAME	CHECKING ACCOUNT	CHECKING AMOUNT	TDOA ACCOUNT	TDOA AMOUNT	FUND TOTAL
2016 001 GENERAL	TREAS FUND	4,301,440.32	TEXPOOL LOGIC STONE CERT DEPOS	11,541,729.21 2,007,898.88 1,750,000.00	19,601,068.41
2016 011 ROAD & BRIDGE 1	TREAS FUND	289,804.19	TEXPOOL LOGIC PHONE	1,490,712.92	1,780,517.11
2016 012 ROAD & BRIDGE 2	TREAS FUND	308,989.28	TEXPOOL LOGIC	494,516.22	803,505.50
2016 013 ROAD & BRIDGE 3	TREAS FUND	303,804.97	TEXPOOL LOGIC	920,794.35	1,224,599.32
2016 014 ROAD & BRIDGE 4	TREAS FUND	308,278.67	TEXPOOL LOGIC	746,223.73	1,054,502.40
2016 018 CERTZ TIF	TREAS		TEXPOOL LOGIC		
2016 019 FM & LATERAL	TREAS FUND	89,071.82	TEXPOOL LOGIC	716,566.62	805,638.44
2017 020 TJPC	TREAS FUND	58,652.08	TEXPOOL LOGIC TEXSTAR	5,022.82	63,674.90
2017 021 JUVENILE PROB-ISP	TREAS FUND	7,203.01	TEXPOOL LOGIC TEXSTAR	4,812.84	12,015.85
2016 022 JUVENILE PROBATION	TREAS FUND	9,704.48	TEXPOOL LOGIC		9,704.48
2016 023 JUVENILE PROB. IV-E	TREAS FUND	7,964.21	TEXPOOL LOGIC	6,042.01	14,006.22
2017 028 ADULT PROBATION	TREAS FUND	219,784.58	TEXPOOL LOGIC TEXSTAR	184,452.09	404,236.67
2017 029 COMMUNITY CORRECTIONS	TREAS FUND	13,912.13	TEXPOOL LOGIC		13,912.13
2016 031 CONTRACT ELECTIONS	TREAS FUND	2,319.60	TEXPOOL LOGIC		2,319.60
2016 032 DISTRICT CLERK PRESERVATION	TREAS FUND	24,187.68	TEXPOOL LOGIC	10,052.73	34,240.41
2016 033 COUNTY/DISTRICT TECHNOLOGY	TREAS FUND	4,546.72	TEXPOOL LOGIC	3,017.44	7,564.16
2016 034 COURT REPORTER	TREAS FUND	1,610.24	TEXPOOL LOGIC	42,371.07	43,981.31

FUND NAME	CHECKING ACCOUNT	CHECKING AMOUNT	TDOA ACCOUNT	TDOA AMOUNT	FUND TOTAL
2016 035 PERMANENT IMPROVEMENT	TREAS FUND	166,577.47	TEXPOOL LOGIC STONE	2,184,911.61	2,351,489.08
2016 036 PROBATE JUDGE					
2016 037 LAW ENFORCEMENT ED	TREAS FUND	4,951.49	TEXPOOL LOGIC	10,050.68	15,002.17
2016 038 JP TECH	TREAS FUND	12,419.23	TEXPOOL LOGIC	16,893.82	29,313.05
2016 040 LAW LIBRARY	TREAS FUND	42,982.41	TEXPOOL LOGIC	81,855.55	124,837.96
2016 041 CC LIBRARY FUND	TREAS FUND	34,632.31	TEXPOOL LOGIC	22,257.09	56,889.40
2016 042 CC HISTORICAL COMM.	TREAS FUND	4,075.96			4,075.96
2016 043 JP COURTHOUSE SECURITY	TREAS FUND	11,610.18	TEXPOOL LOGIC	5,045.82	16,656.00
2016 044 COURTHOUSE SECURITY	TREAS FUND	87,372.82	TEXPOOL LOGIC	157,319.78	244,692.60
2016 045 FLOOD DAMAGE	TREAS FUND	17,742.00	TEXPOOL LOGIC		17,742.00
2016 046 CHAPTER 19	TREAS FUND	45.00-	TEXPOOL		45.00-
2016 047 CC RECORDS MANAGEMENT	TREAS FUND	4,076.40	TEXPOOL		4,076.40
2016 048 COUNTY RECORDS MANAGEMENT	TREAS FUND	47,069.23	TEXPOOL LOGIC	265,686.61	312,755.84
2016 049 CC RECORDS PRESERVATION	TREAS FUND	106,427.73	TEXPOOL LOGIC	84,089.96	190,517.69
2016 050 DIST CLERK RECORDS MANAGEMENT	TREAS FUND	28,551.38	TEXPOOL LOGIC	15,082.04	43,633.42
2016 051 DISTRICT CLERK ARCHIVE	TREAS FUND	18,605.63	TEXPOOL LOGIC	4,022.11	22,627.74
2016 052 COUNTY CLERK ARCHIVE FEE	TREAS FUND	60,558.89	TEXPOOL LOGIC	54,728.28	115,287.17
2016 053 CA CHECK COLLECTING	TREAS FUND	2,852.74	TEXPOOL LOGIC	4,531.67	7,384.41
2016 054 DA CHECK COLLECTING	TREAS FUND	4,040.21	TEXPOOL		4,040.21
2016 055 CO ATTY FORFEITURE					
2016 056 DISTRICT ATTY FORFEITURE	TREAS FUND	92,817.74	TEXPOOL	30,203.31	

DATE 10/10/2016 TIME 13:37

COMBINED STATEMENT OF CASH POSITION FOR SEPTEMBER

FUND NAME	CHECKING ACCOUNT	CHECKING AMOUNT	TD0A ACCOUNT	TD0A AMOUNT	FUND TOTAL
2016 057 D A SEIZURE FUND	TREAS FUND	49,812.00	TEXPOOL		49,812.00
2016 058 SHERIFF FORFEITURE	TREAS FUND	13,613.97	TEXPOOL LOGIC	37,692.42	51,306.39
2016 059 JAIL COMMISSARY	TREAS FUND	20,878.30	TEXPOOL LOGIC	78,345.20	99,223.50
2016 060 INTEREST & SINKING	TREAS FUND		TEXPOOL LOGIC		
2016 061 2004 GO REFUNDING DEBT SERVITREAS FUND	TREAS FUND	105,320.68	TEXPOOL LOGIC	710,141.76	815,462.44
2016 070 BOND FUND	TREAS FUND		TEXPOOL LOGIC		
2016 088 STATE FEES	TREAS FUND	148,279.80	TEXPOOL LOGIC	8,082.36	156,362.16
2016 090 OFFICER'S TRUST	TREAS FUND		TEXPOOL		
2016 091 LIBRARY TRUST - LIDDELL	TREAS FUND	1,614.63	CERT DEPOS	15,000.00	16,614.63
2016 092 LIBRARY TRUST - ROSENSTEIN	TREAS FUND	2,411.70	CERT DEPOS	19,000.00	21,411.70
2016 098 PAYROLL CLEARING	PAYROLL	612,701.24			612,701.24
2016 100 CHLD ABUSE PREVENTION FUND	TREAS FUND	271.62	TEXPOOL		271.62
2016 101 PRETRIAL DIVERSION	TREAS FUND	8,854.00	TEXPOOL		8,854.00
TOTAL		7,662,350.74		23,729,153.00	31,391,503.74

CHECK ACCOUNT

CHECK

ACCOUNT BALANCE - TREAS FUND

7,049,649.50

ACCOUNT BALANCE - PAYROLL

612,701.24

TOTAL

7,662,350.74

TDOA ACCOUNT

TDOA

ACCOUNT BALANCE - TEXPOOL

19,937,254.12

ACCOUNT BALANCE - STONE

2,007,898.88

ACCOUNT BALANCE - CERT DEPOS

1,784,000.00

TOTAL

23,729,153.00

ACCOUNT NAME	BEGINNING CASH BALANCE	CASH RECEIPTS	CASH DISBURSEMENTS	ENDING CASH BALANCE
2016 001 GENERAL				
CASH - GENERAL FUND	5,259,849.79	939,642.51	1,898,051.98-	4,301,440.32
CASH ON HAND	1,779.00	.00	.00	1,779.00
CASH INVESTED-TEXPOOL	11,538,126.41	3,602.80	.00	11,541,729.21
CASH INVESTED - LOGIC	.00	.00	.00	.00
CASH INVESTED - STONE CASTLE	2,007,403.65	495.23	.00	2,007,898.88
T-BILLS - INVESTMENTS	.00	.00	.00	.00
CASH INVESTMENT-CD	1,750,000.00	.00	.00	1,750,000.00
FUND TOTALS	20,557,158.85	943,740.54	1,898,051.98-	19,602,847.41
2016 011 ROAD & BRIDGE 1				
CASH - ROAD & BRIDGE # 1	389,820.58	40,801.49	140,817.88-	289,804.19
CASH INVESTED	1,515,245.49	467.43	25,000.00-	1,490,712.92
CASH INVESTED - LOGIC	.00	.00	.00	.00
STONE CASTLE	.00	.00	.00	.00
T-BILL INVESTMENTS	.00	.00	.00	.00
FUND TOTALS	1,905,066.07	41,268.92	165,817.88-	1,780,517.11
2016 012 ROAD & BRIDGE 2				
CASH - ROAD & BRIDGE # 2	372,079.65	84,234.43	147,324.80-	308,989.28
CASH INVESTED	554,356.88	159.34	60,000.00-	494,516.22
CASH INVESTED - LOGIC	.00	.00	.00	.00
T-BILL INVESTMENTS	.00	.00	.00	.00
FUND TOTALS	926,436.53	84,393.77	207,324.80-	803,505.50
2016 013 ROAD & BRIDGE 3				
CASH - ROAD & BRIDGE # 3	368,369.70	95,359.59	159,924.32-	303,804.97
CASH INVESTED	995,500.75	293.60	75,000.00-	920,794.35
CASH INVESTED - LOGIC	.00	.00	.00	.00
T-BILL INVESTMENTS	.00	.00	.00	.00
FUND TOTALS	1,363,870.45	95,653.19	234,924.32-	1,224,599.32
2016 014 ROAD & BRIDGE 4				
CASH - ROAD & BRIDGE # 4	342,228.44	215,756.01	249,705.78-	308,278.67
CASH INVESTED - TEXPOOL	945,964.99	258.74	200,000.00-	746,223.73
CASH INVESTED - LOGIC	.00	.00	.00	.00
T-BILL INVESTMENTS	.00	.00	.00	.00
FUND TOTALS	1,288,193.43	216,014.75	449,705.78-	1,054,502.40
2016 018 CERTZ TIF				
CASH - CERTZ TIF	.00	.00	.00	.00
CASH INVESTED	.00	.00	.00	.00
CASH INVESTED - LOGIC	.00	.00	.00	.00
T-BILL INVESTMENT	.00	.00	.00	.00
FUND TOTALS	.00	.00	.00	.00
2016 019 FM & LATERAL				
CASH - FM & LATERAL	89,047.08	38.96	14.22-	89,071.82
CASH INVESTED	716,342.93	223.69	.00	716,566.62
CASH INVESTED - LOGIC	.00	.00	.00	.00
T-BILL INVESTMENT	.00	.00	.00	.00
FUND TOTALS	805,390.01	262.65	14.22-	805,638.44
2017 020 TUPC				
CASH - T.J.P.C.	27,855.70	55,719.96	24,923.58-	58,652.08
CASH INVESTED	5,021.32	1.50	.00	5,022.82

ACCOUNT NAME	BEGINNING CASH BALANCE	CASH RECEIPTS	CASH DISBURSEMENTS	ENDING CASH BALANCE
2017 021 JUVENILE PROB-ISP				
CASH - JUVENILE PROBATION INVESTMENTS	7,203.01	.00	.00	7,203.01
CASH INVESTED - LOGIC	4,811.34	1.50	.00	4,812.84
CASH INVESTED - TEXSTAR	.00	.00	.00	.00
FUND TOTALS	12,014.35	1.50	.00	12,015.85
2016 022 JUVENILE PROBATION				
CASH - JUV. PROB. DIV INVESTMENTS	9,570.88	133.60	.00	9,704.48
FUND TOTALS	9,570.88	133.60	.00	9,704.48
2016 023 JUVENILE PROB. IV-E				
CASH - IV-E	7,961.25	2.96	.00	7,964.21
CASH INVESTED - LOGIC	6,040.19	1.82	.00	6,042.01
FUND TOTALS	14,001.44	4.78	.00	14,006.22
2017 028 ADULT PROBATION				
CASH - ADULT PROBATION	190,253.64	63,627.42	34,096.48	219,784.58
CASH ON HAND	75.00	.00	.00	75.00
CASH INVESTED - TEXPOOL	184,394.50	57.59	.00	184,452.09
CASH INVESTED - LOGIC	.00	.00	.00	.00
CASH INVESTED - TEXSTAR	.00	.00	.00	.00
FUND TOTALS	374,723.14	63,685.01	34,096.48	404,311.67
2017 029 COMMUNITY CORRECTIONS				
CASH - COMMUNITY CORRECTI INVESTMENTS	6,332.79	16,480.00	8,900.66	13,912.13
CASH INVESTED - LOGIC	.00	.00	.00	.00
FUND TOTALS	6,332.79	16,480.00	8,900.66	13,912.13
2016 031 CONTRACT ELECTIONS				
CASH - CONTRACT ELECTIONS	2,318.74	.86	.00	2,319.60
CASH INVESTED - TEXPOOL	.00	.00	.00	.00
CASH INVESTED - LOGIC	2,318.74	.00	.00	2,319.60
FUND TOTALS	2,318.74	.86	.00	2,319.60
2016 032 DISTRICT CLERK PRESERVATION				
CASH - DISTRICT CLERK PRESVARTI INVESTMENTS	25,235.57	609.16	1,657.05	24,187.68
CASH INVESTED - LOGIC	10,049.65	3.08	.00	10,052.73
FUND TOTALS	35,285.22	612.24	1,657.05	34,240.41
2016 033 COUNTY/DISTRICT TECHNOLOGY FUN				
CASH - COUNTY/DISTRICT TECH INVESTMENTS	4,324.71	222.01	.00	4,546.72
CASH INVESTED - LOGIC	3,016.54	.90	.00	3,017.44
FUND TOTALS	7,341.25	222.91	.00	7,564.16
2016 034 COURT REPORTER				
CASH -COURT REPORTER FUND INVESTMENTS	4,940.92	841.52	4,172.20	1,610.24
	42,357.79	13.28	.00	42,371.07

ACCOUNT NAME	BEGINNING CASH BALANCE	CASH RECEIPTS	CASH DISBURSEMENTS	ENDING CASH BALANCE
CASH INVESTED - LOGIC	.00	.00	.00	.00
FUND TOTALS	47,298.71	854.80	4,172.20	43,981.31

2016 035 PERMANENT IMPROVEMENT				
CASH - PERMANENT IMPROVEM	253,591.88	1,164.61	88,179.02	166,577.47
CASH INVESTED	2,184,229.55	682.06	.00	2,184,911.61
CASH INVESTED - LOGIC	.00	.00	.00	.00
STONE CASTLE	.00	.00	.00	.00
T-BILL INVESTMENTS	.00	.00	.00	.00
FUND TOTALS	2,437,821.43	1,846.67	88,179.02	2,351,489.08

2016 036 PROBATE JUDGE				
FUND TOTALS	.00	.00	.00	.00

2016 037 LAW ENFORCEMENT ED				
CASH - LAW ENFORCEMENT ED	5,141.31	1.88	191.70	4,951.49
CASH INVESTED	10,047.60	3.08	.00	10,050.68
CASH INVESTED - LOGIC	.00	.00	.00	.00
FUND TOTALS	15,188.91	4.96	191.70	15,002.17

2016 038 JP TECH				
CASH - J P TECH FUND	12,688.72	1,169.13	1,438.62	12,419.23
INVESTMENTS	16,888.58	5.24	.00	16,893.82
CASH INVESTED - LOGIC	.00	.00	.00	.00
FUND TOTALS	29,577.30	1,174.37	1,438.62	29,313.05

2016 040 LAW LIBRARY				
CASH - LAW LIBRARY	42,274.43	1,505.78	797.80	42,982.41
CASH INVESTED	81,830.01	25.54	.00	81,855.55
CASH INVESTED - LOGIC	.00	.00	.00	.00
FUND TOTALS	124,104.44	1,531.32	797.80	124,837.96

2016 041 CC LIBRARY FUND				
CASH - COOKE COUNTY LIBRA	34,887.54	1,367.56	1,622.79	34,632.31
CASH INVESTED	22,250.16	6.93	.00	22,257.09
CASH INVESTED - LOGIC	.00	.00	.00	.00
T-BILL INVESTMENTS	.00	.00	.00	.00
FUND TOTALS	57,137.70	1,374.49	1,622.79	56,889.40

2016 042 CC HISTORICAL COMM.				
CASH - COOKE CO. HISTORIC	4,074.44	1.52	.00	4,075.96
FUND TOTALS	4,074.44	1.52	.00	4,075.96

2016 043 JP COURTHOUSE SECURITY				
CASH - JP COURTHOUSE SECURITY	11,288.83	321.35	.00	11,610.18
CASH INVESTED	5,044.32	1.50	.00	5,045.82
CASH INVESTED - LOGIC	.00	.00	.00	.00
FUND TOTALS	16,333.15	322.85	.00	16,656.00

2016 044 COURTHOUSE SECURITY				
CASH - COURTHOUSE SECURIT	85,441.43	2,232.74	301.35	87,372.82
CASH INVESTED	157,270.71	49.07	.00	157,319.78
CASH INVESTED - LOGIC	.00	.00	.00	.00
FUND TOTALS	242,712.14	2,281.81	301.35	244,692.60

2016 045 FLOOD DAMAGE				
CASH - FLOOD DAMAGE	17,742.00	.00	.00	17,742.00

ACCOUNT NAME	BEGINNING CASH BALANCE	CASH RECEIPTS	CASH DISBURSEMENTS	ENDING CASH BALANCE
2016 046 CHAPTER 19				
CASH - CHAPTER 19	1,949.99	.00	1,994.99-	45.00-
CASH INVESTED - LOGIC	.00	.00	.00	.00
INVESTMENTS	.00	.00	.00	.00
FUND TOTALS	1,949.99	.00	1,994.99-	45.00-
2016 047 CC RECORDS MANAGEMENT				
CASH - CC RECORDS MANAGEMENT	3,967.07	109.33	.00	4,076.40
CASH - CC RECORDS MANAGEMENT	.00	.00	.00	.00
INVESTMENTS - TEXPOOL	.00	.00	.00	.00
FUND TOTALS	3,967.07	109.33	.00	4,076.40
2016 048 COUNTY RECORDS MANAGEMENT				
CASH - RECORDS MANAGEMENT	45,265.42	1,803.81	.00	47,069.23
CASH INVESTED - TEXPOOL	265,603.69	82.92	.00	265,686.61
CASH INVESTED - LOGIC	.00	.00	.00	.00
FUND TOTALS	310,869.11	1,886.73	.00	312,755.84
2016 049 CC RECORDS PRESERVATION				
CASH - RECORDS PRESERVATION	98,693.27	7,734.46	.00	106,427.73
CASH - RECORDS PRESERVATI	84,063.67	26.29	.00	84,089.96
CASH INVESTED - LOGIC	.00	.00	.00	.00
FUND TOTALS	182,756.94	7,760.75	.00	190,517.69
2016 050 DIST CLERK RECORDS MANAGEMENT				
CASH - D C RECORDS MANAGEMENT	28,129.28	422.10	.00	28,551.38
CASH INVESTED	15,077.26	4.78	.00	15,082.04
CASH INVESTED - LOGIC	.00	.00	.00	.00
FUND TOTALS	43,206.54	426.88	.00	43,633.42
2016 051 DISTRICT CLERK ARCHIVE				
DISTRICT CLERK ARCHIVE	18,098.84	506.79	.00	18,605.63
INVESTMENTS	4,020.91	1.20	.00	4,022.11
CASH INVESTED - LOGIC	.00	.00	.00	.00
FUND TOTALS	22,119.75	507.99	.00	22,627.74
2016 052 COUNTY CLERK ARCHIVE FEE				
CASH -RECORDS ARCHIVE	59,814.49	7,221.26	6,476.86-	60,558.89
INVESTMENTS	54,711.19	17.09	.00	54,728.28
CASH INVESTED - LOGIC	.00	.00	.00	.00
FUND TOTALS	114,525.68	7,238.35	6,476.86-	115,287.17
2016 053 CA CHECK COLLECTING				
CASH - CHECK COLLECTING	2,912.41	102.97	162.64-	2,852.74
CASH INVESTED	4,530.17	1.50	.00	4,531.67
CASH INVESTED - LOGIC	.00	.00	.00	.00
FUND TOTALS	7,442.58	104.47	162.64-	7,384.41
2016 054 DA CHECK COLLECTING				
CASH - DA CHECK COLLECTING	.34	4,039.87	.00	4,040.21
CASH INVESTED	.00	.00	.00	.00
FUND TOTALS	.34	4,039.87	.00	4,040.21
2016 055 CO ATTY FOREFEITURE				
FUND TOTALS	.00	.00	.00	.00

ACCOUNT NAME	BEGINNING CASH BALANCE	CASH RECEIPTS	CASH DISBURSEMENTS	ENDING CASH BALANCE
2016 056 DISTRICT ATTY FORFEITURE				
CASH - D.A. FORFEITURE FU	92,783.24	34.50	.00	92,817.74
CASH INVESTED - TEXPOOL	30,193.90	9.41	.00	30,203.31
CASH INVESTED - LOGIC	.00	.00	.00	.00
FUND TOTALS	122,977.14	43.91	.00	123,021.05
2016 057 D A SEIZURE FUND				
CASH - SEIZURE-LAW	41,143.68	8,668.32	.00	49,812.00
INVESTMENTS	41,143.68	.00	.00	49,812.00
FUND TOTALS	82,287.36	8,668.32	.00	91,642.68
2016 058 SHERIFF FORFEITURE				
CASH-SHERIFF FORFEITURE	13,677.15	4.80	67.98	13,613.97
INVESTMENTS	37,680.62	11.80	.00	37,692.42
CASH INVESTED - LOGIC	.00	.00	.00	.00
FUND TOTALS	51,357.77	16.60	67.98	51,306.39
2016 059 JAIL COMMISSARY				
CASH - JAIL COMMISSARY	25,551.48	1,806.33	6,479.51	20,878.30
CASH INVESTED - TEXPOOL	78,320.71	24.49	.00	78,345.20
CASH INVESTED - LOGIC	.00	.00	.00	.00
FUND TOTALS	103,872.19	1,830.82	6,479.51	99,223.50
2016 060 INTEREST & SINKING				
CASH - INTEREST & SINKING	.00	.00	.00	.00
CASH INVESTED	.00	.00	.00	.00
CASH INVESTED - LOGIC	.00	.00	.00	.00
T-BILL INVESTMENTS	.00	.00	.00	.00
FUND TOTALS	.00	.00	.00	.00
2016 061 2004 GO REPUNDING DEBT SERVICE				
CASH - 2004 GO REPUNDING D/S	104,016.80	1,311.84	7.96	105,320.68
CASH INVESTED	709,920.08	221.68	.00	710,141.76
CASH INVESTED - LOGIC	.00	.00	.00	.00
T-BILL INVESTMENTS	.00	.00	.00	.00
FUND TOTALS	813,936.88	1,533.52	7.96	815,462.44
2016 070 BOND FUND				
CASH - CONSTRUCTION FUND	.00	.00	.00	.00
CASH INVESTED	.00	.00	.00	.00
CASH INVESTED - LOGIC	.00	.00	.00	.00
FUND TOTALS	.00	.00	.00	.00
2016 088 STATE FEES				
CASH - STATE FEES	98,513.24	49,774.01	7.45	148,279.80
CASH INVESTED	8,079.91	2.45	.00	8,082.36
CASH INVESTED - LOGIC	.00	.00	.00	.00
FUND TOTALS	106,593.15	49,776.46	7.45	156,362.16
2016 090 OFFICER'S TRUST				
CASH-OFFICERS TRUST	.00	.00	.00	.00
CASH INVESTED	.00	.00	.00	.00
CASH INVESTED - LOGIC	.00	.00	.00	.00
FUND TOTALS	.00	.00	.00	.00
2016 091 LIBRARY TRUST - LIDDELL				
CASH-LIBRARY TRUST/LIDDELL	1,631.02	.60	16.99	1,614.63

ACCOUNT NAME	BEGINNING CASH BALANCE	CASH RECEIPTS	CASH DISBURSEMENTS	ENDING CASH BALANCE
2016 092 LIBRARY TRUST - ROSENSTEIN				
CASH-LIBRARY TRUST/ROSENSTEIN	2,360.68	51.02	.00	2,411.70
CD INVESTMENT	19,000.00	.00	.00	19,000.00
FUND TOTALS	21,360.68	51.02	.00	21,411.70
2016 098 PAYROLL CLEARING				
CASH - PAYROLL CLEARING	1,596.97	1,399,280.93	788,176.66	612,701.24
INVESTMENTS	.00	.00	.00	.00
FUND TOTALS	1,596.97	1,399,280.93	788,176.66	612,701.24
2016 100 CHILD ABUSE PREVENTION FUND				
CASH-CHILD ABUSE PREVENTION	270.01	1.61	.00	271.62
CASH INVESTED	270.01	.00	.00	271.62
FUND TOTALS	270.01	1.61	.00	271.62
2016 101 PREFERRIAL DIVERSION				
CASH-PREFERRIAL DIVERSION	8,854.00	.00	.00	8,854.00
CASH INVESTED	.00	.00	.00	.00
CASH INVESTED - LOGIC	.00	.00	.00	.00
FUND TOTALS	8,854.00	.00	.00	8,854.00
GRAND TOTALS	32,308,001.88	3,010,867.13	3,925,511.27	31,393,357.74