

AFFIDAVIT

STATE OF TEXAS

COUNTY OF COOKE

The members of the Commissioners' Court of Cooke County, Texas, state as follows:

The requirement of Subsection (C) of the Texas Local Government Code, §114.026 have been met for the term of **November 2016**. The amount of cash and other assets in the custody of the County Treasurer at the time of examination are:

Cash (includes on hand, money market accounts, and short term investments) **\$ 30,003,660.57**

Other Assets (long term investments) \$ 0.00.


Sworn to and subscribed this 27 day of December, 2016.




Jason Brinkley, Cooke County Judge



Gary Hollowell, Commissioner, Pct 1



B. C. Lemons, Commissioner, Pct 2



Al Smith, Commissioner, Pct 3



Leon Klement, Commissioner, Pct 4

ATTEST:




Rebecca Lawson, County Clerk

FILED FOR RECORD

16 DEC 29 PM 3:39


REBECCA LAWSON
COUNTY CLERK, COOKE CO. TX

BY  DEPUTY


FINANCIAL REPORTS

November 2016


In accordance with Local Government Code 114.026, this affidavit states the current cash and reports in the custody of the county treasurer as of this date of November 30, 2016.



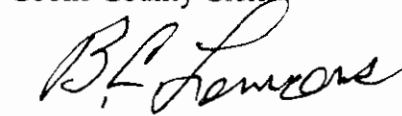
Jason Brinkley,
Cooke County Judge




Rebecca Lawson,
Cooke County Clerk




Gary Hollowell,
Commissioner Pct. #1



B. C. Lemons,
Commissioner Pct. #2



Al Smith,
Commission Pct. #3




Leon Klement,
Commissioner Pct. #4

FILED FOR RECORD

16 DEC 29 PM 3: 39

REBECCA LAWSON
COUNTY CLERK, COOKE CO. TX

BY  DEPUTY



MONTHLY REPORT

NOVEMBER 2016

PATTY BRENNAN

COOKE COUNTY TREASURER

PRIOR MONTH ENDING BANK STATEMENT BALANCE \$144,396.07 3
 CLEARED DEPOSITS \$815,819.10
 CLEARED ADDITIONS \$.00
 CLEARED CHECKS \$88,450.33- 143
 CLEARED DEDUCTIONS \$855,813.78- 7

CURRENT MONTH ENDING BANK STATEMENT BALANCE \$5,951.06

CURRENT MONTH ENDING BANK STATEMENT BALANCE \$5,951.06
 OUTSTANDING DEPOSITS \$133,985.91 1
 OUTSTANDING ADDITIONS \$.00
 OUTSTANDING CHECKS \$7,333.81- 18
 OUTSTANDING DEDUCTIONS \$.00

RECONCILED BOOK BALANCE \$132,603.16

ENDING STATEMENT DATE 11/30/2016 CLERK: PB

TOTALS

PRIOR MONTH ENDING BANK STATEMENT BALANCE \$5,862,961.28 227
 CLEARED DEPOSITS \$2,083,465.80 2
 CLEARED ADDITIONS \$67,562.81 2
 CLEARED CHECKS \$1,748,745.43- 419
 CLEARED DEDUCTIONS \$4,962.83- 3

CURRENT MONTH ENDING BANK STATEMENT BALANCE \$6,260,281.63

CURRENT MONTH ENDING BANK STATEMENT BALANCE \$6,260,281.63 8
 OUTSTANDING DEPOSITS \$5,920.41
 OUTSTANDING ADDITIONS \$-.00
 OUTSTANDING CHECKS \$743,171.97- 488
 OUTSTANDING DEDUCTIONS \$-.00

RECONCILED BOOK BALANCE \$5,523,030.07

ENDING STATEMENT DATE 11/30/2016 CLERK: PB

Cooke County
 Attn: Patty Brennan
 101 S. Dixon Street
 Gainesville, TX 76240

Depositor Statement

November 1, 2016 - November 30, 2016

Account #: 104791304900

Account at-a-Glance

Beginning Balance	2,008,410.49
+ Net Deposits	0.00
+ Net Accrued Interest ²	495.23
Ending Balance	2,008,905.72
Days In Period ⁴	30
Average Daily Balance ⁵	2,008,410.49
Net APY This Period ⁶	0.3000
Available Balance ⁷	2,008,410.49

Depositor Information

Website: www.ficaaccount.com
 Support Center: (866) 343-5516

Account Transactions

Description	Date	Amount(USD\$)
No transactions in this period		

Insured Depository Detail

Depository Bank	FDIC Cert#	Balance(USD\$)
BankUnited National Association	58979	22,936.82
Bar Harbor Bank & Trust	11971	13,150.43
Berkshire Bank	23621	7,001.18
BoFi Federal Bank	35546	243,294.74
CapStar Bank	58823	71,043.16
Capital One National Association	4297	2,268.52
Celtic Bank	57056	6,185.50
CommerceWest Bank	57176	1,103.16
Customers Bank	34444	1,941.45
Darien Rowayton Bank	58257	1,203.96
Dime Savings Bank of Williamsburgh	16012	8,393.11
EagleBank	34742	23,473.96
East West Bank	31628	4,146.43
Farmers Trust and Savings Bank	14195	2,195.25
Fidelity Bank	30895	5,366.55
First Bank	12229	28,178.36
First Choice Bank	58471	24,247.07
First Community Bank	57903	1,585.36
First Internet Bank of Indiana	34607	5,266.86

Cooke County

Attn: Patty Brennan
101 S. Dixon Street
Gainesville, TX 76240

Depositor Statement

November 1, 2016 - November 30, 2016

Account #: 104791304900

Depository Bank	FDIC Cert#	Balance(USD\$)
First National Bank and Trust Company of Vini	4218	2,223.46
First National Bank of Long Island	7072	9,199.77
First State Bank	17884	1,027.52
First Virginia Community Bank	58696	3,380.34
Franklin Synergy Bank	58714	20,313.65
Front Range Bank	34401	21,011.53
Great Western Bank	15289	87,950.97
Guaranty Bank	28670	1,113.78
Hancock Bank	12441	44,569.70
Happy State Bank	10359	117,380.32
Hingham Institution for Savings	90211	1,178.70
Inland Bank and Trust	22444	1,313.60
Investar Bank	58316	3,663.66
Israel Discount Bank of New York	19977	21,394.90
LegacyTexas Bank	58006	33,812.09
MainStreet Bank	57742	11,750.14
Mercantil Commercebank National Association	22953	17,334.82
Merchants Bank of Indiana	8056	16,260.23
Meridian Bank	57777	3,524.62
MileStone Bank	58502	4,494.32
NexBank SSB	29209	247,998.30
OneWest Bank FSB	58978	4,363.83
Open Bank	57944	3,518.98
Pacific Enterprise Bank	58415	3,103.98
Pacific Mercantile Bank	34940	56,223.58
Pacific Trust Bank FSB	35498	242,047.46
Patriot Bank	34098	5,012.56
Peoples United Bank	27334	2,386.98
Rockford Bank and Trust Company	57927	1,165.94
Rockville Bank	18203	194,535.69
Signature Bank	57053	1,238.84
Southwest Bank	18812	2,607.65
Stonegate Bank	57934	54,160.60
Texas Capital Bank National Association	34383	9,841.23
Valley National Bank	9396	12,047.03
Washington Trust Company of Westery	23623	24,599.99
WashingtonFirst Bank	57696	247,677.86
Aggregate Net Accrued Interest ³		495.23

Total 2,008,905.72

Disclosure Information

1 The Federally Insured Cash Account ® ("FICA") is not a member of the Federal Deposit Insurance Corporation ("FDIC"), but the banks in which your money is deposited are FDIC members. The FDIC is an independent agency of the U.S. government that protects the funds depositors place in FDIC insured institutions. FDIC deposit insurance is backed by the full faith and credit of the U.S. government.

Cooke County

Attn: Patty Brennan
101 S. Dixon Street
Gainesville, TX 76240

Depositor Statement

November 1, 2016 - November 30, 2016**Account #: 104791304900**

2 Net Accrued Interest is the estimated amount of your accrued interest earned for the current month less any FICA Fee with respect to such interest. Net Accrued Interest cannot be withdrawn from your account until it is credited to the account. There is no guarantee that you will receive the full amount as stated. Refer to the U.S. Bank Custodial Statement, provided via ficaaccount.com, for further details regarding interest earned and fees charged. Net Accrued Interest is for informational purposes only.

3 Aggregate Net Accrued Interest is the sum of the current month's Net Accrued Interest and any prior period Net Accrued Interest not yet paid.

4 Days In Period ("DIP") is the number of days in the period beginning on, and including the later of, the first day of the month or the business day your initial deposit is received by the FICA Custodian if received on or before 12:00PM EST or the business day immediately following if received after 12:00PM EST, and ending on, and including, the last day of the month. DIP does not include any date on which the balance is zero.

5 Average Daily Balance is the sum of your beginning balance plus any deposits less any withdrawals averaged across number of days in Days In Period.

6 Net APY This Period is the annualized yield that reflects the relationship between the net interest received plus any Net Accrued Interest and the Average Daily Balance for the statement period.

7 Available Balance reflects the amount that can be withdrawn as of the date of the statement. This balance is the Ending Balance less the Aggregate Net Accrued Interest amount.

We encourage you to compare the information provided in our statement with the U.S. Bank custody statement. You may access your U.S. Bank custody statement by calling 1-866-343-5516.

StoneCastle Cash Management, LLC is an SEC Registered Investment Advisor. StoneCastle Cash Management, LLC is an affiliate of StoneCastle Partners, LLC, a leading asset management and financial services company dedicated to investing and serving the community banking sector. Performance data shown represents past performance, and is no guarantee of future results. Rates may change without notice. Please read the Terms and Conditions relating to the FICA program for more complete information and the governing terms of the account. Review your statement for accuracy. If you have any questions regarding your account, contact a FICA representative. Registration with the SEC does not imply a particular level of skill or training.

INVESTMENTS-TEX STAR
 PATTY BRENNAN, COOKE COUNTY TREASURER
 NOVEMBER 2016

ACCT NAME	BALANCE FORWARD	DEPOSITS	WITH-DRAWALS	CURRENT INTEREST	ENDING BALANCE
GENERAL	\$ 5,000,735.31	\$ -	\$ -	\$ 1,703.39	\$ 5,002,438.70
R & B -1	\$ 500,073.53	\$ -	\$ -	\$ 170.34	\$ 500,243.87
R & B -2	\$ 200,029.42	\$ -	\$ -	\$ 68.12	\$ 200,097.54
R & B -3	\$ 450,066.19	\$ -	\$ -	\$ 153.33	\$ 450,219.52
R & B -4	\$ 350,051.49	\$ -	\$ -	\$ 119.22	\$ 350,170.71
FM & L	\$ 300,044.12	\$ -	\$ -	\$ 102.22	\$ 300,146.34
PERM IMP	\$ 1,000,147.06	\$ -	\$ -	\$ 340.69	\$ 1,000,487.75
2012 GO REFUNDING	\$ 350,051.49	\$ -	\$ -	\$ 119.22	\$ 350,170.71
TOTAL: TREAS FUND	<u>\$ 8,151,198.61</u>	<u>\$ -</u>	<u>\$ -</u>	<u>\$ 2,776.53</u>	<u>\$ 8,153,975.14</u>
YEAR - TO - DATE INTEREST	BAL FORWARD \$ 1,198.61	CURRENT INT. \$ 2,776.53	BALANCE \$ 3,975.14		
AVG. YIELD FOR OCTOBER 2016	0.41%	MKT VALUE PER SHARE	\$ 1.00		

INVESTMENTS-TEXPOOL
PATTY BRENNAN, COOKE COUNTY TREASURER
NOVEMBER 2016

ACCT NAME	BALANCE		DEPOSITS	WITH-		CURRENT INTEREST	ENDING BALANCE
	FORWARD			DRAWALS			
GENERAL	\$ 6,544,805.75	\$ -	\$ -	\$ -	\$ 2,144.57	\$ 6,546,950.32	
R & B -1	\$ 991,130.01	\$ -	\$ -	\$ -	\$ 324.75	\$ 991,454.76	
R & B -2	\$ 294,649.94	\$ -	\$ -	\$ -	\$ 96.55	\$ 294,746.49	
R & B -3	\$ 471,032.88	\$ -	\$ -	\$ -	\$ 154.34	\$ 471,187.22	
R & B -4	\$ 396,419.03	\$ -	\$ -	\$ -	\$ 129.90	\$ 396,548.93	
FM & L	\$ 416,759.03	\$ -	\$ -	\$ -	\$ 136.54	\$ 416,895.57	
STATE FUNDS	\$ 8,084.93	\$ -	\$ -	\$ -	\$ 2.66	\$ 8,087.59	
TJPC	\$ 5,024.37	\$ -	\$ -	\$ -	\$ 1.67	\$ 5,026.04	
DIST CLK PRESERVATION	\$ 10,055.99	\$ -	\$ -	\$ -	\$ 3.29	\$ 10,059.28	
COUNTY/DIST TECH	\$ 3,018.37	\$ -	\$ -	\$ -	\$ 0.90	\$ 3,019.27	
ADULT PROB	\$ 184,512.06	\$ -	\$ -	\$ -	\$ 60.50	\$ 184,572.56	
JUV-ISP	\$ 4,814.39	\$ -	\$ -	\$ -	\$ 1.50	\$ 4,815.89	
COURT REP	\$ 42,384.83	\$ -	\$ -	\$ -	\$ 13.89	\$ 42,398.72	
PERM IMP	\$ 1,185,486.81	\$ -	\$ -	\$ -	\$ 388.41	\$ 1,185,875.22	
LAW ENFORCEMENT ED	\$ 10,053.94	\$ -	\$ -	\$ -	\$ 3.29	\$ 10,057.23	
JP-CH SECURITY	\$ 5,047.37	\$ -	\$ -	\$ -	\$ 1.67	\$ 5,049.04	
DIST CLK RECORDS MGMT	\$ 15,086.97	\$ -	\$ -	\$ -	\$ 4.96	\$ 15,091.93	
DIST CLK ARCHIVE	\$ 4,023.35	\$ -	\$ -	\$ -	\$ 1.21	\$ 4,024.56	
COUNTY ATTY CHECK COLLECT	\$ 4,533.22	\$ -	\$ -	\$ -	\$ 1.50	\$ 4,534.72	
JUV PROB-IVE	\$ 6,043.90	\$ -	\$ -	\$ -	\$ 2.04	\$ 6,045.94	
LAW LIBRARY	\$ 81,882.13	\$ -	\$ -	\$ -	\$ 26.83	\$ 81,908.96	
JP TECH	\$ 16,899.34	\$ -	\$ -	\$ -	\$ 5.56	\$ 16,904.90	
C H SECURITY	\$ 157,370.93	\$ -	\$ -	\$ -	\$ 51.61	\$ 157,422.54	
REC MGMT	\$ 265,772.99	\$ -	\$ -	\$ -	\$ 87.07	\$ 265,860.06	
REC PRESV	\$ 84,117.29	\$ -	\$ -	\$ -	\$ 27.51	\$ 84,144.80	
LIBRARY	\$ 22,264.28	\$ -	\$ -	\$ -	\$ 7.32	\$ 22,271.60	
ARCHIVE	\$ 54,746.03	\$ -	\$ -	\$ -	\$ 17.97	\$ 54,764.00	
DIST ATTY FORFEITURE	\$ 30,213.17	\$ -	\$ -	\$ -	\$ 9.96	\$ 30,223.13	
SHERIFF FORFEITURE	\$ 37,704.69	\$ -	\$ -	\$ -	\$ 12.39	\$ 37,717.08	

INVESTMENTS-TEXPOOL
 PATTY BRENNAN, COOKE COUNTY TREASURER
 NOVEMBER 2016

ACCT NAME	BALANCE FORWARD	DEPOSITS	WITH-DRAWALS	CURRENT INTEREST	ENDING BALANCE
JAIL COMMISSARY	\$ 78,370.70	\$ -	\$ -	\$ 25.63	\$ 78,396.33
2004 GO-REFUNDING	\$ 360,325.34	\$ -	\$ -	\$ 118.06	\$ 360,443.40
TOTAL: TREAS FUND	<u>\$ 11,792,634.03</u>	<u>\$ -</u>	<u>\$ -</u>	<u>\$ 3,864.05</u>	<u>\$ 11,796,498.08</u>
YEAR - TO - DATE INTEREST	BAL FORWARD	CURRENT INT.	BALANCE		
	\$ 5,379.91	\$ 3,864.05	\$ 9,243.96		
AVG. YEILD FOR OCTOBER 2016	0.40%	MIKT VALUE PER SHARE	\$ 1.00		

C.D. INVESTMENTS

LANDMARK BANK

November 2016

<u>C.D.#</u>	<u>PURCHASE DATE</u>	<u>AMOUNT</u>	<u>MAT. DATE</u>
GEN/4170805685	May 24, 2015	500,000.00	May 24, 2017
GEN/4170805677	May 24, 2015	500,000.00	May 24, 2017
Library - Liddell 4761	July 15, 2015	7,500.00	Jan 15, 2017
Library - Liddell 4779	July 15, 2015	7,500.00	Jan 15, 2017
Library – Rosenstein 5099	Jun 12, 2014	11,000.00	Sept 12, 2017
Library – Rosenstein 5198	Sept 16, 2014	8,000.00	Dec 16, 2017

INT. EARNED MONTHLY:

2-Gen CD's @ .52%
2-Liddell CD's @ .25%
2-Rosenstein CD's @ 1.05%

Interest is deposited into the Treasurer's Fund. The 2 Gen CDs' interest is deposited monthly, and the 4 Library's CDs' interest is deposited quarterly.

PROSPERITY BANK

GEN/14401708	Sept 17, 2015	250,000.00	Sept 17, 2017
--------------	---------------	------------	---------------

INT. EARNED MONTHLY:

Gen CD @ .50%

Interest accrues monthly and is deposited monthly with depository bank into the Treasurer's Fund.

C.D. INVESTMENTS

THE FIRST STATE BANK

November 2016

<u>C.D.#</u>	<u>PURCHASE DATE</u>	<u>AMOUNT</u>	<u>MAT. DATE</u>
GEN/17445	Sept 17, 2015	250,000.00	Sept 17, 2017

INT. EARNED MONTHLY:

Gen CD @ .65%

Interest accrues monthly and is deposited monthly with depository bank into the Treasurer's Fund.

MUENSTER STATE BANK

GEN/2129	Sept 17, 2015	250,000.00	Sept 17, 2017
----------	---------------	------------	---------------

INT. EARNED MONTHLY:

Gen CD @ .75%

Interest accrues monthly and is deposited monthly with depository bank into the Treasurer's Fund.



PROSPERITY BANK

EL CAMPO, TX

Pledge Security Listing

November 30, 2016



A Division of Hilltop Securities

ID	CUSIP	Description	Safetkeeping Location	Safetkeeping Receipt	Coupon	Maturity Date	Call Date	Moody	S&P	Fitch	FASB115	Face Amount	Current Par	Current Book Value	Market Value	Gain(Loss)
2047	3128M0NA1	FHLWC G12885	FHLB	X	5.00	06/01/2021		AAA	AA+	AAA	HTM	157,950	7,539.39	7,539.30	7,905.31	366.02
2107	314105559	FHMA 889257	FHLB	X	5.00	04/01/2021		AAA	AA+	AAA	HTM	105,405	4,835.92	4,835.86	5,064.38	228.51
3643	3128M0X4	FHLWC G18469	FHLB		2.00	06/01/2028		AAA	AA+	AAA	HTM	212,198	138,371.39	138,835.09	136,783.58	(2,051.52)
Total for COOKE COUNTY												475,513	150,746.70	151,210.25	149,753.27	(1,456.99)

COOKE COUNTY



A Division of Hilltop Securities

Although the information in this report has been obtained from sources believed to be reliable, its accuracy cannot be guaranteed.

Inventory | Pledge Entity | v1.2

report

PAGE 1 11/30/16 19:31:47
 HOLDINGS BAPN032N
 CC3 PROD

FEDERAL RESERVE BANK PLEDGEE

DISTRB PT J1
 AS OF CLOSE OF BUSINESS 11-30-2016

PLEDGEE: COOKE COUNTY J7BM INSTITUTION ID: #J7BM
 100 S. DIXON
 RM. 106

GAINESVILLE TX 76240

HOLDER : 081500862 - LANDMARK BANK

RESP FRB:H1

ACCOUNT: J7BM - *COOKE COUNTY

CUSIP #

BVF

PAR

BALANCE	BOOK VALUE		
31300LVH5	FMAR 848716 G	01-01-37	0.4655119400
200,000.00	93,102.39		
3133TTX48	FGRA 2326ZQ 06/15/31	06-15-31	0.1390907700
300,000.00	41,727.23		
313378CR0	2.25 FHLB 22 KW	03-11-22	1.0000000000
5,000,000.00	5,000,000.00		
313380GJ0	2.00 FHLB 22 WX	09-09-22	1.0000000000
1,000,000.00	1,000,000.00		
3136ACLE9	FNRM RC025BD R13F025	03-25-33	0.6280645700
1,400,000.00	879,290.40		
3136AKJK0	FNRM CL041CM R14F041	06-25-40	0.7111581800
1,000,000.00	711,158.18		
3137B1CT7	FGRM 4195LH 12/15/31	12-15-31	0.6245325600
600,000.00	374,719.54		
31392WB41	FGRM 2512PG 10/15/22	10-15-22	0.2259565900
400,000.00	90,382.64		
31394H2Q3	FGRM 2662DH 08/15/23	08-15-23	0.6347672500
1,200,000.00	761,720.70		
31395HVM9	FGRA 2896BZ 11/15/34	11-15-34	1.2365300700
200,000.00	247,306.01		
38374F2L7	GNRM 2004-24 ZM	04-20-34	1.1624061383
700,000.00	813,684.30		
			SUBTOTAL :
12,000,000.00	10,013,091.39		
			GRAND TOTAL :
12,000,000.00	10,013,091.39		

Landmark Bank
 Columbia, MO
 FROM 11/1/2016 TO 11/30/2016

Customer ID: 5961
 Report Date: 12/1/2016
 PAS Rep: Vance Roe
 Account Rep: Bob Fitzpatrick

Cusip	Description	Maturity Date	Intnt	S&P	Market Price	Original Face	Book Value
Ticket	Location Code/Name	Group	Coupon	Moody	Maturity (Yr)	Par	Market Value
Pledged: J7BM - COOKE COUNTY							
313378CR0	FED HOME LN BK	03/11/2022	AFS	AA+	11/30/2016	5,000,000.00	5,062,277.72
956483	FED - FEDERAL RESERVE BANK	AGY	2.25000	Aaa	5.28	5,000,000.00	5,070,249.95
313380GJ0	FED HOME LN BK	09/09/2022	AFS	AA+	11/30/2016	1,000,000.00	1,000,000.00
988741	FED - FEDERAL RESERVE BANK	AGY	2.00000	Aaa	5.78	1,000,000.00	1,002,829.97
31300LVH5	FHLMC ARM POOL #8487	01/01/2037	AFS		11/30/2016	200,000.00	99,436.83
851172	FED - FEDERAL RESERVE BANK	MB3	2.85100		20.10	93,102.39	98,540.50
3133TTX48	fhmc remic ser 2326	06/15/2031	AFS	NR	11/30/2016	300,000.00	46,906.52
783451	FED - FEDERAL RESERVE BANK	MB4	6.50000		14.55	41,727.23	47,327.70
3136ACLE9	FNM13025 BD	03/25/2033	AFS		11/30/2016	1,400,000.00	857,385.76
879680	FED - FEDERAL RESERVE BANK	MB4	2.00000	Nr	16.33	879,290.40	873,449.56
3136AKJK0	FNR 2014-41 CM	06/25/2040	AFS		11/30/2016	1,000,000.00	679,927.00
916714	FED - FEDERAL RESERVE BANK	MB4	1.50000	Nr	23.58	711,158.18	695,111.33
3137B1CT7	FHL4195 LH	12/15/2031	AFS		11/30/2016	600,000.00	362,143.01
882621	FED - FEDERAL RESERVE BANK	MB4	1.50000	Nr	15.05	374,719.54	364,719.05
31392W841	FHL2512 PG	10/15/2022	AFS		11/30/2016	400,000.00	95,955.02
719835	FED - FEDERAL RESERVE BANK	MB4	5.50000	NR	5.88	90,382.64	98,750.92
31394H2Q3	FHL2662 DH	08/15/2023	AFS		11/30/2016	1,200,000.00	808,755.25
887207	FED - FEDERAL RESERVE BANK	MB4	5.00000	NR	6.71	761,720.70	814,891.85
31395HVM9	FHL2896 BZ	11/15/2034	AFS		11/30/2016	200,000.00	269,951.89
856892	FED - FEDERAL RESERVE BANK	MB4	5.00000	Nr	17.97	247,306.01	267,013.62
38374F2L7	GNM04024 ZM	04/20/2034	AFS		11/30/2016	700,000.00	901,531.57
844136	FED - FEDERAL RESERVE BANK	MB4	5.00000	Nr	17.40	813,684.29	902,806.22
11	Total Pledged: J7BM - COOKE COUNTY					12,000,000.00	10,184,270.57
						10,013,091.38	10,235,690.67

This report reflects information submitted to us by the customer. It is not intended to be used as the official record of safekeeping location and/or pledged holdings. This information should be provided by the customer's safekeeper.

Landmark Bank, N.A.

Cooke County

As of: Wednesday, November 30, 2016

Detail Section:

<u>Account No.</u>	<u>Balance</u>	<u>Int Rate</u>	<u>Type</u>	<u>Officer</u>
28002408	\$0	0.00%	TD5V	R1B
28002416	\$0	0.00%	TD5V	R1B
28900090	\$5,951	0.00%	CK	R1B
28900287	\$6,260,282	0.42%	CK	R1B
28900325	\$16,000	0.00%	CK	R1B
28900333	\$0	0.00%	CK	R1B
28900341	\$0	0.00%	CK	R1B
28900368	\$69,800	0.42%	CK	R1B
28900376	\$133,271	0.00%	CK	R1B
28900384	\$0	0.00%	CK	R1B
28900392	\$908	0.00%	CK	R1B
28900406	\$22,470	0.00%	CK	R1B
28900414	\$812	0.00%	CK	R1B
28900422	\$0	0.00%	CK	R1B
28900449	\$569,683	0.00%	CK	R1B
28900457	\$0	0.00%	CK	R1B
28900465	\$0	0.00%	CK	R1B
28900481	\$108,806	0.00%	CK	R1B
28900511	\$1,641	0.00%	CK	R1B
28900538	\$2,741	0.00%	CK	R1B
28901259	\$26,960	0.00%	CK	ELE
28901593	\$5,080	0.00%	CK	JDH
4170003539	\$58,566	0.00%	CK	R1B
4170009684	\$0	0.00%	CK	R1B
4170009700	\$441	0.00%	CK	R1B
4170013934	\$0	0.00%	CK	JDH
4170023065	\$0	0.00%	CK	R1B
4170045332	\$17,347	0.00%	CK	T1G
4170049177	\$2,700	0.00%	CK	T1G
4170800744	\$0	0.00%	TDSV	JDH
4170800751	\$0	0.00%	TD5V	JDH
4170801528	\$0	0.00%	TD5V	R1B
4170801536	\$0	0.00%	TD5V	R1B
4170802286	\$0	0.00%	TDSV	JDH
4170802294	\$0	0.00%	TDSV	JDH
4170802849	\$0	0.00%	TDSV	JDH
4170802856	\$0	0.00%	TDSV	JDH
4170803896	\$0	0.00%	TDSV	R1B

12/2/2016 8:35:40 AM

4170803904	\$0	0.00%	TDSV	R1B
4170804019	\$0	0.00%	TDSV	R1B
4170804142	\$0	0.00%	TDSV	R1B
4170804159	\$0	0.00%	TDSV	R1B
4170804415	\$0	0.00%	TD5V	T1G
4170804423	\$0	0.00%	TD5V	T1G
4170804761	\$7,500	0.25%	TDSV	T1G
4170804779	\$7,500	0.25%	TDSV	T1G
4170805073	\$0	0.00%	TDSV	T1G
4170805081	\$0	0.00%	TD5V	T1G
4170805198	\$8,000	1.05%	TDSV	JDH
4170805677	\$500,000	0.52%	TD5V	T1G
4170805685	\$500,000	0.52%	TDSV	T1G

Collateral Section:

<u>Description / LOC No.</u>	<u>Amount</u>	<u>Maturity Date</u>
Securities - Market Value	\$10,235,691	(See add'l report)

Pledge Report Summary:

Total Deposits	\$	8,326,460
Plus Additional Coverage (per Agreement)	\$	0
Total Collateral Needed	\$	<u>8,326,460</u>
Collateral Pledged	\$	10,235,691
FDIC Insurance	\$	250,000
Total Collateral Provided	\$	<u>10,485,691</u>
Total Public Funding Excess / (Needed)	\$	<u>2,159,231</u>

FUNO NAME	CHECKING ACCOUNT	CHECKING AMOUNT	TDOA ACCOUNT	TDOA AMOUNT	FUND TOTAL
2017 001 GENERAL	TREAS FUND	2,959,639.71	TEXPOOL LOGIC TEXSTAR STONE CERT DEPOS	6,546,950.32 5,002,438.70 2,008,905.72 1,750,000.00	18,267,934.45
2017 011 ROAD & BRIDGE 1	TREAS FUND	166,694.81	TEXPOOL LOGIC TEXSTAR STONE	991,454.76 500,243.87	1,658,393.44
2017 012 ROAD & BRIDGE 2	TREAS FUND	292,408.12	TEXPOOL LOGIC TEXSTAR	294,746.49 200,097.54	787,252.15
2017 013 ROAD & BRIDGE 3	TREAS FUND	157,303.56	TEXPOOL LOGIC TEXSTAR	471,187.22 450,219.52	1,078,710.30
2017 014 ROAD & BRIDGE 4	TREAS FUND	566,288.58	TEXPOOL LOGIC TEXSTAR	396,548.93 350,170.71	1,313,008.22
2017 018 CERT2 TIF	TREAS FUND		TEXPOOL LOGIC		
2017 019 FM & LATERAL	TREAS FUND	89,377.60	TEXPOOL LOGIC TEXSTAR	416,895.57 300,146.34	806,419.51
2017 020 TUPC	TREAS FUND	31,216.09	TEXPOOL LOGIC TEXSTAR	5,026.04	36,242.13
2017 021 JUVENILE PROB-ISP	TREAS FUND	7,213.54	TEXPOOL LOGIC TEXSTAR	4,815.89	12,029.43
2017 022 JUVENILE PROBATION	TREAS FUND	10,083.78	TEXPOOL LOGIC		10,083.78
2017 023 JUVENILE PROB. IV-E	TREAS FUND	7,975.86	TEXPOOL LOGIC TEXSTAR	6,045.94	14,021.80
2017 028 ADULT PROBATION	TREAS FUND	234,112.54	TEXPOOL LOGIC TEXSTAR	184,572.56	418,685.10
2017 029 COMMUNITY CORRECTIONS	TREAS FUND	3,081.12	TEXPOOL LOGIC		3,081.12
2017 031 CONTRACT ELECTIONS	TREAS FUND	2,322.99	TEXPOOL LOGIC		2,322.99
2017 032 OISTRRICT CLERK PRESERVATION	TREAS FUND	25,041.59	TEXPOOL LOGIC	10,059.28	

COMBINED STATEMENT OF CASH POSITION FOR NOVEMBER

FUND NAME	CHECKING ACCOUNT	CHECKING AMOUNT	TDOA ACCOUNT	TDOA AMOUNT	FUND TOTAL
2017 033 COUNTY/DISTRICT TECHNOLOGY	TREAS FUND	4,992.80	TEXPOOL LOGIC TEXSTAR	3,019.27	8,012.07
2017 034 COURT REPORTER	TREAS FUND	1,439.26	TEXPOOL LOGIC TEXSTAR	42,398.72	43,837.98
2017 035 PERMANENT IMPROVEMENT	TREAS FUND	143,446.39	TEXPOOL LOGIC TEXSTAR STONE	1,185,875.22 1,000,487.75	2,329,809.36
2017 037 LAW ENFORCEMENT ED	TREAS FUND	4,368.20	TEXPOOL LOGIC TEXSTAR	10,057.23	14,425.43
2017 038 JP TECH	TREAS FUND	13,218.72	TEXPOOL LOGIC TEXSTAR	16,904.90	30,123.62
2017 040 LAW LIBRARY	TREAS FUND	45,121.04	TEXPOOL LOGIC TEXSTAR	81,908.96	127,030.00
2017 041 CC LIBRARY FUND	TREAS FUND	36,676.13	TEXPOOL LOGIC TEXSTAR	22,271.60	58,947.73
2017 042 CC HISTORICAL COMM.	TREAS FUND	4,146.97	TEXPOOL LOGIC TEXSTAR	5,049.04	4,146.97
2017 043 JP COURTHOUSE SECURITY	TREAS FUND	12,070.84	TEXPOOL LOGIC TEXSTAR	17,119.88	17,119.88
2017 044 COURTHOUSE SECURITY	TREAS FUND	91,765.17	TEXPOOL LOGIC TEXSTAR	157,422.54	249,187.71
2017 045 FLOOD DAMAGE	TREAS FUND	17,742.00	TEXPOOL LOGIC	17,742.00	17,742.00
2017 046 CHAPTER 19	TREAS FUND		TEXPOOL		
2017 047 CC RECORDS MANAGEMENT	TREAS FUND	4,307.27	TEXPOOL LOGIC TEXSTAR	265,860.06	316,676.50
2017 048 COUNTY RECORDS MANAGEMENT	TREAS FUND	50,816.44	TEXPOOL LOGIC TEXSTAR	84,144.80	206,395.02
2017 049 CC RECORDS PRESERVATION	TREAS FUND	122,250.22	TEXPOOL LOGIC TEXSTAR		

DATE	FUND NAME	CHECKING ACCOUNT	CHECKING AMOUNT	TD0A ACCOUNT	TD0A AMOUNT	FUND TOTAL
2017 050	DIST CLERK RECORDS MANAGEMENT	TREAS FUND	24,723.78	TEXPOOL LOGIC TEXSTAR	15,091.93	39,815.71
2017 051	DISTRICT CLERK ARCHIVE	TREAS FUND	19,803.48	TEXPOOL LOGIC TEXSTAR	4,024.56	23,828.04
2017 052	COUNTY CLERK ARCHIVE FEE	TREAS FUND	62,255.74	TEXPOOL LOGIC TEXSTAR	54,764.00	117,019.74
2017 053	CA CHECK COLLECTING	TREAS FUND	2,754.93	TEXPOOL LOGIC TEXSTAR	4,534.72	7,289.65
2017 054	DA CHECK COLLECTING	TREAS FUND	75.34	TEXPOOL LOGIC TEXSTAR	75.34	75.34
2017 055	CO ATTY FORFEITURE	TREAS FUND	81,494.79	TEXPOOL LOGIC TEXSTAR	30,223.13	111,717.92
2017 056	DISTRICT ATTY FORFEITURE	TREAS FUND	51,544.88	TEXPOOL LOGIC TEXSTAR	37,717.08	51,544.88
2017 057	D A SEIZURE FUND	TREAS FUND	12,959.02	TEXPOOL LOGIC TEXSTAR	50,676.10	50,676.10
2017 058	SHERIFF FORFEITURE	TREAS FUND	23,433.20	TEXPOOL LOGIC TEXSTAR	78,396.33	101,829.53
2017 059	JAIL COMMISSARY	TREAS FUND	158,613.43	TEXPOOL LOGIC TEXSTAR	360,443.40	869,227.54
2017 060	INTEREST & SINKING	TREAS FUND	85,229.32	TEXPOOL LOGIC TEXSTAR	350,170.71	869,227.54
2017 061	2004 GO REFUNDING DEBT SERVITREAS FUND	TREAS FUND	85,229.32	TEXPOOL LOGIC TEXSTAR	8,087.59	93,316.91
2017 070	BOND FUND	TREAS FUND	1,626.41	CERT DEPOS	15,000.00	16,626.41
2017 088	STATE FEES	TREAS FUND	2,103.58	CERT DEPOS	19,000.00	21,103.58
2017 090	OFFICER'S TRUST	TREAS FUND	951,529.48	TEXPOOL		951,529.48
2017 091	LIBRARY TRUST - LIDDELL	TREAS FUND				
2017 092	LIBRARY TRUST - ROSENSTEIN	TREAS FUND				
2017 098	PAYROLL CLEARING	PAYROLL				

COMBINED STATEMENT OF CASH POSITION FOR NOVEMBER

FUND NAME	CHECKING ACCOUNT	CHECKING AMOUNT	TDOA ACCOUNT	TDOA AMOUNT	FUND TOTAL
2017 100 CHILD ABUSE PREVENTION FUND	TREAS FUND	275.04	TEXPOOL		275.04
2017 101 PREFERRIAL DIVERSION	TREAS FUND	8,854.00	TEXPOOL		8,854.00
TOTAL		6,592,397.76		23,743,378.94	30,335,776.70

CHECK ACCOUNT

CHECK

ACCOUNT BALANCE - TREAS FUND	5,640,868.28
ACCOUNT BALANCE - PAYROLL	951,529.48
TOTAL	6,592,397.76

TDOA ACCOUNT

TDOA

ACCOUNT BALANCE - TEXPOOL	11,796,498.08
ACCOUNT BALANCE - TEXSTAR	8,153,975.14
ACCOUNT BALANCE - STONE	2,008,905.72
ACCOUNT BALANCE - CERT DEPOS	1,784,000.00
TOTAL	23,743,378.94

ACCOUNT NAME	BEGINNING CASH BALANCE	CASH RECEIPTS	CASH DISBURSEMENTS	ENDING CASH BALANCE
2017 001 GENERAL				
CASH - GENERAL FUND	3,227,540.73	1,218,131.71	1,486,032.73	2,959,639.71
CASH ON HAND	1,779.00	.00	.00	1,779.00
CASH INVESTED-TEXPOOL	6,544,805.75	2,144.57	.00	6,546,950.32
CASH INVESTED - LOGIC	.00	.00	.00	.00
CASH INVESTED - TEXSTAR	5,000,735.31	1,703.39	.00	5,002,438.70
CASH INVESTED - STONE CASTLE	2,008,410.49	495.23	.00	2,008,905.72
T-BILLS - INVESTMENTS	.00	.00	.00	.00
CASH INVESTMENT-CD	1,750,000.00	.00	.00	1,750,000.00
FUND TOTALS	18,533,271.28	1,222,474.90	1,486,032.73	18,269,713.45
2017 011 ROAD & BRIDGE 1				
CASH - ROAD & BRIDGE # 1	214,611.11	69,672.02	117,588.32	166,694.81
CASH INVESTED	991,130.01	324.75	.00	991,454.76
CASH INVESTED - LOGIC	.00	.00	.00	.00
CASH INVESTED - TEXSTAR	500,073.53	170.34	.00	500,243.87
STONE CASTLE	.00	.00	.00	.00
T-BILL INVESTMENTS	.00	.00	.00	.00
FUND TOTALS	1,705,814.65	70,167.11	117,588.32	1,658,393.44
2017 012 ROAD & BRIDGE 2				
CASH - ROAD & BRIDGE # 2	252,707.59	119,839.60	80,139.07	292,408.12
CASH INVESTED	294,649.94	96.55	.00	294,746.49
CASH INVESTED - LOGIC	.00	.00	.00	.00
CASH INVESTED - TEXSTAR	200,029.42	68.12	.00	200,097.54
T-BILL INVESTMENTS	.00	.00	.00	.00
FUND TOTALS	747,386.95	120,004.27	80,139.07	787,252.15
2017 013 ROAD & BRIDGE 3				
CASH - ROAD & BRIDGE # 3	233,395.92	117,530.46	193,622.82	157,303.56
CASH INVESTED	471,032.88	154.34	.00	471,187.22
CASH INVESTED - LOGIC	.00	.00	.00	.00
CASH INVESTED - TEXSTAR	450,066.19	153.33	.00	450,219.52
T-BILL INVESTMENTS	.00	.00	.00	.00
FUND TOTALS	1,154,494.99	117,838.13	193,622.82	1,078,710.30
2017 014 ROAD & BRIDGE 4				
CASH - ROAD & BRIDGE # 4	314,752.11	338,832.54	87,296.07	566,288.58
CASH INVESTED - TEXPOOL	396,419.03	129.90	.00	396,548.93
CASH INVESTED - LOGIC	.00	.00	.00	.00
CASH INVESTED - TEXSTAR	350,051.49	119.22	.00	350,170.71
T-BILL INVESTMENTS	.00	.00	.00	.00
FUND TOTALS	1,061,222.63	339,081.66	87,296.07	1,313,008.22
2017 018 CERTZ TIF				
CASH - CERTZ TIF	.00	.00	.00	.00
CASH INVESTED	.00	.00	.00	.00
CASH INVESTED - LOGIC	.00	.00	.00	.00
T-BILL INVESTMENT	.00	.00	.00	.00
FUND TOTALS	.00	.00	.00	.00
2017 019 FM & LATERAL				
CASH - FM & LATERAL	89,158.21	219.39	.00	89,377.60
CASH INVESTED	416,759.03	136.54	.00	416,895.57
CASH INVESTED - LOGIC	.00	.00	.00	.00
CASH INVESTED - TEXSTAR	300,044.12	102.22	.00	300,146.34

ACCOUNT NAME	BEGINNING CASH BALANCE	CASH RECEIPTS	CASH DISBURSEMENTS	ENDING CASH BALANCE
2017 020 T3PC				
CASH - T.J.P.C.	62,986.16	24,594.49	56,364.56-	31,216.09
CASH INVESTED - LOGIC	5,024.37	1.67	.00	5,026.04
CASH INVESTED - TEXSTAR	.00	.00	.00	.00
FUND TOTALS	68,010.53	24,596.16	56,364.56-	36,242.13
2017 021 JUVENILE PROB-ISP				
CASH - JUVENILE PROBATION INVESTMENTS	7,207.23	6.31	.00	7,213.54
CASH INVESTED - LOGIC	4,814.39	1.50	.00	4,815.89
CASH INVESTED - TEXSTAR	.00	.00	.00	.00
FUND TOTALS	12,021.62	7.81	.00	12,029.43
2017 022 JUVENILE PROBATION				
CASH - JUV. PROB. DIV INVESTMENTS	9,785.17	298.61	.00	10,083.78
FUND TOTALS	9,785.17	298.61	.00	10,083.78
2017 023 JUVENILE PROB. IV-E				
CASH - IV-E	7,968.88	6.98	.00	7,975.86
CASH INVESTED - LOGIC	6,043.90	2.04	.00	6,045.94
CASH INVESTED - TEXSTAR	.00	.00	.00	.00
FUND TOTALS	14,012.78	9.02	.00	14,021.80
2017 028 ADULT PROBATION				
CASH - ADULT PROBATION	221,838.50	35,514.90	23,240.86-	234,112.54
CASH ON HAND	75.00	.00	.00	75.00
CASH INVESTED - TEXPOOL	184,512.06	60.50	.00	184,572.56
CASH INVESTED - LOGIC	.00	.00	.00	.00
CASH INVESTED - TEXSTAR	.00	.00	.00	.00
FUND TOTALS	406,425.56	35,575.40	23,240.86-	418,760.10
2017 029 COMMUNITY CORRECTIONS				
CASH - COMMUNITY CORRECTI INVESTMENTS	8,445.22	.00	5,364.10-	3,081.12
CASH INVESTED - LOGIC	.00	.00	.00	.00
FUND TOTALS	8,445.22	.00	5,364.10-	3,081.12
2017 031 CONTRACT ELECTIONS				
CASH - CONTRACT ELECTIONS	2,320.96	2.03	.00	2,322.99
CASH INVESTED - TEXPOOL	.00	.00	.00	.00
CASH INVESTED - LOGIC	.00	.00	.00	.00
FUND TOTALS	2,320.96	2.03	.00	2,322.99
2017 032 DISTRICT CLERK PRESERVATION				
CASH - DISTRICT CLERK PRESVATI INVESTMENTS	24,180.21	861.38	.00	25,041.59
CASH INVESTED - LOGIC	10,055.99	3.29	.00	10,059.28
CASH INVESTED - TEXSTAR	.00	.00	.00	.00
FUND TOTALS	34,236.20	864.67	.00	35,100.87
2017 033 COUNTY/DISTRICT TECHNOLOGY FUN				
CASH - COUNTY/DISTRICT TECH	4,744.11	248.69	.00	4,992.80

ACCOUNT NAME	BEGINNING CASH BALANCE	CASH RECEIPTS	CASH DISBURSEMENTS	ENDING CASH BALANCE
INVESTMENTS	3,018.37	.90	.00	3,019.27
CASH INVESTED - LOGIC	.00	.00	.00	.00
CASH INVESTED - TEXSTAR	.00	.00	.00	.00
FUND TOTALS	7,762.48	249.59	.00	8,012.07

ACCOUNT NAME	BEGINNING CASH BALANCE	CASH RECEIPTS	CASH DISBURSEMENTS	ENDING CASH BALANCE
CASH - COURT REPORTER FUND	1,317.89	559.01	437.64	1,439.26
INVESTMENTS	42,384.83	13.89	.00	42,398.72
CASH INVESTED - LOGIC	.00	.00	.00	.00
CASH INVESTED - TEXSTAR	.00	.00	.00	.00
FUND TOTALS	43,702.72	572.90	437.64	43,837.98

ACCOUNT NAME	BEGINNING CASH BALANCE	CASH RECEIPTS	CASH DISBURSEMENTS	ENDING CASH BALANCE
CASH - PERMANENT IMPROVEM	129,440.16	36,886.23	22,880.00	143,446.39
CASH INVESTED	1,185,486.81	388.41	.00	1,185,875.22
CASH INVESTED - LOGIC	.00	.00	.00	.00
CASH INVESTED - TEXSTAR	1,000,147.06	340.69	.00	1,000,487.75
STONE CASTLE	.00	.00	.00	.00
T-BILL INVESTMENTS	.00	.00	.00	.00
FUND TOTALS	2,315,074.03	37,615.33	22,880.00	2,329,809.36

ACCOUNT NAME	BEGINNING CASH BALANCE	CASH RECEIPTS	CASH DISBURSEMENTS	ENDING CASH BALANCE
CASH - LAW ENFORCEMENT ED	4,417.35	3.85	53.00	4,368.20
CASH INVESTED	10,053.94	3.29	.00	10,057.23
CASH INVESTED - LOGIC	.00	.00	.00	.00
CASH INVESTED - TEXSTAR	.00	.00	.00	.00
FUND TOTALS	14,471.29	7.14	53.00	14,425.43

ACCOUNT NAME	BEGINNING CASH BALANCE	CASH RECEIPTS	CASH DISBURSEMENTS	ENDING CASH BALANCE
CASH - J P TECH FUND	12,744.96	1,027.54	553.78	13,218.72
INVESTMENTS	16,899.34	5.56	.00	16,904.90
CASH INVESTED - LOGIC	.00	.00	.00	.00
CASH INVESTED - TEXSTAR	.00	.00	.00	.00
FUND TOTALS	29,644.30	1,033.10	553.78	30,123.62

ACCOUNT NAME	BEGINNING CASH BALANCE	CASH RECEIPTS	CASH DISBURSEMENTS	ENDING CASH BALANCE
CASH - LAW LIBRARY	44,476.87	1,061.91	417.74	45,121.04
CASH INVESTED	81,882.13	26.83	.00	81,908.96
CASH INVESTED - LOGIC	.00	.00	.00	.00
CASH INVESTED - TEXSTAR	.00	.00	.00	.00
FUND TOTALS	126,359.00	1,088.74	417.74	127,030.00

ACCOUNT NAME	BEGINNING CASH BALANCE	CASH RECEIPTS	CASH DISBURSEMENTS	ENDING CASH BALANCE
CASH - COOKE COUNTY LIBRA	35,285.84	4,506.91	3,116.62	36,676.13
CASH INVESTED	22,264.28	7.32	.00	22,271.60
CASH INVESTED - LOGIC	.00	.00	.00	.00
CASH INVESTED - TEXSTAR	.00	.00	.00	.00
T-BILL INVESTMENTS	.00	.00	.00	.00
FUND TOTALS	57,550.12	4,514.23	3,116.62	58,947.73

ACCOUNT NAME	BEGINNING CASH BALANCE	CASH RECEIPTS	CASH DISBURSEMENTS	ENDING CASH BALANCE
CC HISTORICAL COMM.	4,143.35	3.62	.00	4,146.97
CASH - COOKE CO. HISTORIC	4,143.35	3.62	.00	4,146.97
FUND TOTALS	4,143.35	3.62	.00	4,146.97

ACCOUNT NAME	BEGINNING CASH BALANCE	CASH RECEIPTS	CASH DISBURSEMENTS	ENDING CASH BALANCE
JP COURTHOUSE SECURITY	11,830.44	264.50	24.10	12,070.84
CASH - JP COURTHOUSE SECURITY	11,830.44	264.50	24.10	12,070.84
CASH INVESTED	5,047.37	1.67	.00	5,049.04

ACCOUNT NAME	BEGINNING CASH BALANCE	CASH RECEIPTS	CASH DISBURSEMENTS	ENDING CASH BALANCE
2017 044 COURTHOUSE SECURITY				
CASH - COURTHOUSE SECURITY	89,512.08	2,253.09	.00	91,765.17
CASH INVESTED - LOGIC	157,370.93	51.61	.00	157,422.54
CASH INVESTED - TEXSTAR	.00	.00	.00	.00
FUND TOTALS	246,883.01	2,304.70	.00	249,187.71
2017 045 FLOOD DAMAGE				
CASH - FLOOD DAMAGE	17,742.00	.00	.00	17,742.00
CASH INVESTED - TEXPOOL	.00	.00	.00	.00
CASH INVESTED - LOGIC	.00	.00	.00	.00
FUND TOTALS	17,742.00	.00	.00	17,742.00
2017 046 CHAPTER 19				
CASH - CHAPTER 19	.00	.00	.00	.00
INVESTMENTS	.00	.00	.00	.00
FUND TOTALS	.00	.00	.00	.00
2017 047 CC RECORDS MANAGEMENT				
CASH - CC RECORDS MANAGEMENT	4,179.06	128.21	.00	4,307.27
INVESTMENTS - TEXPOOL	.00	.00	.00	.00
FUND TOTALS	4,179.06	128.21	.00	4,307.27
2017 048 COUNTY RECORDS MANAGEMENT				
CASH - RECORDS MANAGEMENT	48,790.88	2,025.56	.00	50,816.44
CASH INVESTED - TEXPOOL	265,772.99	87.07	.00	265,860.06
CASH INVESTED - LOGIC	.00	.00	.00	.00
CASH INVESTED - TEXSTAR	.00	.00	.00	.00
FUND TOTALS	314,563.87	2,112.63	.00	316,676.50
2017 049 CC RECORDS PRESERVATION				
CASH - RECORDS PRESERVATION	113,864.70	8,385.52	.00	122,250.22
CASH INVESTED - TEXPOOL	84,117.29	27.51	.00	84,144.80
CASH INVESTED - LOGIC	.00	.00	.00	.00
CASH INVESTED - TEXSTAR	.00	.00	.00	.00
FUND TOTALS	197,981.99	8,413.03	.00	206,395.02
2017 050 DIST CLERK RECORDS MANAGEMENT				
CASH - D C RECORDS MANAGEMENT	24,197.99	525.79	.00	24,723.78
CASH INVESTED	15,086.97	4.96	.00	15,091.93
CASH INVESTED - LOGIC	.00	.00	.00	.00
CASH INVESTED - TEXSTAR	.00	.00	.00	.00
FUND TOTALS	39,284.96	530.75	.00	39,815.71
2017 051 DISTRICT CLERK ARCHIVE				
DISTRICT CLERK ARCHIVE	19,101.58	701.90	.00	19,803.48
INVESTMENTS	4,023.35	1.21	.00	4,024.56
CASH INVESTED - LOGIC	.00	.00	.00	.00
CASH INVESTED - TEXSTAR	.00	.00	.00	.00
FUND TOTALS	23,124.93	703.11	.00	23,828.04
2017 052 COUNTY CLERK ARCHIVE FEE				
CASH - RECORDS ARCHIVE	61,000.94	7,920.70	6,665.90-	62,255.74

ACCOUNT NAME	BEGINNING CASH BALANCE	CASH RECEIPTS	CASH DISBURSEMENTS	ENDING CASH BALANCE
2017 053 CA CHECK COLLECTING				
CASH - CHECK COLLECTING &	2,788.81	75.00	108.88-	2,754.93
CASH INVESTED	4,533.22	1.50	.00	4,534.72
CASH INVESTED - LOGIC	.00	.00	.00	.00
CASH INVESTED - TEXSTAR	.00	.00	.00	.00
FUND TOTALS	7,322.03	76.50	108.88-	7,289.65
2017 054 DA CHECK COLLECTING				
CASH - DA CHECK COLLECTING	75.34	.00	.00	75.34
CASH INVESTED	.00	.00	.00	.00
FUND TOTALS	75.34	.00	.00	75.34
2017 055 CO ATTY FORFEITURE				
FUND TOTALS	.00	.00	.00	.00
2017 056 DISTRICT ATTY FORFEITURE				
CASH - D.A. FORFEITURE FU	87,177.25	554.67	6,237.13-	81,494.79
CASH INVESTED - TEXPOOL	30,213.17	9.96	.00	30,223.13
CASH INVESTED - LOGIC	.00	.00	.00	.00
CASH INVESTED - TEXSTAR	.00	.00	.00	.00
FUND TOTALS	117,390.42	564.63	6,237.13-	111,717.92
2017 057 D A SEIZURE FUND				
CASH - SEIZURE-LAW	49,383.00	3,066.00	904.12-	51,544.88
INVESTMENTS	.00	.00	.00	.00
FUND TOTALS	49,383.00	3,066.00	904.12-	51,544.88
2017 058 SHERIFF FORFEITURE				
CASH - SHERIFF FORFEITURE	13,621.96	682.66	1,345.60-	12,959.02
INVESTMENTS	37,704.69	12.39	.00	37,717.08
CASH INVESTED - LOGIC	.00	.00	.00	.00
CASH INVESTED - TEXSTAR	.00	.00	.00	.00
FUND TOTALS	51,326.65	695.05	1,345.60-	50,676.10
2017 059 JAIL COMMISSARY				
CASH - JAIL COMMISSARY	22,115.70	2,201.68	884.18-	23,433.20
CASH INVESTED - TEXPOOL	78,370.70	25.63	.00	78,396.33
CASH INVESTED - LOGIC	.00	.00	.00	.00
CASH INVESTED - TEXSTAR	.00	.00	.00	.00
FUND TOTALS	100,486.40	2,227.31	884.18-	101,829.53
2017 060 INTEREST & SINKING				
CASH - INTEREST & SINKING	.00	.00	.00	.00
CASH INVESTED	.00	.00	.00	.00
CASH INVESTED - LOGIC	.00	.00	.00	.00
T-BILL INVESTMENTS	.00	.00	.00	.00
FUND TOTALS	.00	.00	.00	.00
2017 061 2004 GO REFUNDING DEBT SERVICE				
CASH - 2004 GO REFUNDING D/S	119,889.91	38,723.52	.00	158,613.43
CASH INVESTED	360,325.34	118.06	.00	360,443.40
CASH INVESTED - LOGIC	.00	.00	.00	.00

ACCOUNT NAME	BEGINNING	CASH RECEIPTS	CASH DISBURSEMENTS	ENDING
2017 070 BOND FUND				
CASH - CONSTRUCTION FUND				
CASH INVESTED	.00	.00	.00	.00
CASH INVESTED - LOGIC	.00	.00	.00	.00
FUND TOTALS	.00	.00	.00	.00
2017 088 STATE FEES				
CASH - STATE FEES	38,384.43	46,847.55	2.66-	85,229.32
CASH INVESTED	8,084.93	2.66	.00	8,087.59
CASH INVESTED - LOGIC	.00	.00	.00	.00
CASH INVESTED - TEXSTAR	.00	.00	.00	.00
FUND TOTALS	46,469.36	46,850.21	2.66-	93,316.91
2017 090 OFFICER'S TRUST				
CASH-OFFICERS TRUST	.00	.00	.00	.00
CASH INVESTED	.00	.00	.00	.00
CASH INVESTED - LOGIC	.00	.00	.00	.00
FUND TOTALS	.00	.00	.00	.00
2017 091 LIBRARY TRUST - LIDDELL				
CASH-LIBRARY TRUST/LIDDELL	1,624.99	1.42	.00	1,626.41
CD INVESTMENT	15,000.00	.00	.00	15,000.00
FUND TOTALS	16,624.99	1.42	.00	16,626.41
2017 092 LIBRARY TRUST - ROSENSTEIN				
CASH-LIBRARY TRUST/ROSENSTEIN	2,413.11	2.06	311.59-	2,103.58
CD INVESTMENT	19,000.00	.00	.00	19,000.00
FUND TOTALS	21,413.11	2.06	311.59-	21,103.58
2017 098 PAYROLL CLEARING				
CASH - PAYROLL CLEARING	1,596.97	949,932.51	.00	951,529.48
INVESTMENTS	.00	.00	.00	.00
FUND TOTALS	1,596.97	949,932.51	.00	951,529.48
2017 100 CHILD ABUSE PREVENTION FUND				
CASH-CHILD ABUSE PREVENTION	273.29	1.75	.00	275.04
CASH INVESTED	.00	.00	.00	.00
FUND TOTALS	273.29	1.75	.00	275.04
2017 101 PRETRIAL DIVERSION				
CASH-PRETRIAL DIVERSION	8,854.00	.00	.00	8,854.00
CASH INVESTED	.00	.00	.00	.00
CASH INVESTED - LOGIC	.00	.00	.00	.00
FUND TOTALS	8,854.00	.00	.00	8,854.00
GRAND TOTALS	29,389,984.09	3,041,238.08	2,093,591.47-	30,337,630.70