

AFFIDAVIT

STATE OF TEXAS

COUNTY OF COOKE


The members of the Commissioners' Court of Cooke County, Texas, state as follows:

The requirement of Subsection (C) of the Texas Local Government Code, §114.026 have been met for the term of June 2016. The amount of cash and other assets in the custody of the County Treasurer at the time of examination are:


Cash (includes on hand, money market accounts, and short term investments) \$ 35,054,908.53

Other Assets (long term investments) \$ 0.00.

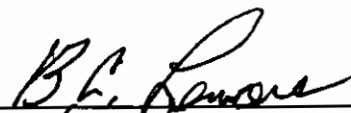
Sworn to and subscribed this 27 day of July.




Jason Brinkley, Cooke County Judge




Gary Hollowell, Commissioner, Pct 1



B. C. Lemons, Commissioner, Pct 2

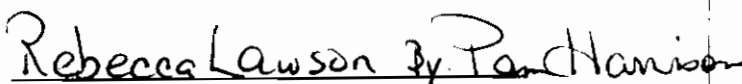


Al Smith, Commissioner, Pct 3



Leon Klement, Commissioner, Pct 4

ATTEST:



Rebecca Lawson, County Clerk

FILED FOR RECORD

16 JUL 27 AM 10:37


REBECCA LAWSON
COUNTY CLERK, COOKE CO. TX

BY PH DEPUTY

FINANCIAL REPORTS

June 2016


In accordance with Local Government Code 114.026, this affidavit states the current cash and reports in the custody of the county treasurer as of this date of June 30, 2016.



Jason Brinkley,
Cooke County Judge

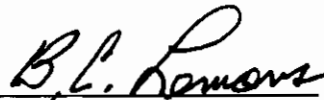


Gary Hollowell,
Commissioner Pct. #1




Al Smith,
Commission Pct. #3

Rebecca Lawson,
Cooke County Clerk



B. C. Lemons,
Commissioner Pct. #2



Leon Klement,
Commissioner Pct. #4



MONTHLY REPORT

JUNE 2016

PATTY BRENNAN

COOKE COUNTY TREASURER

PRIOR MONTH ENDING BANK STATEMENT BALANCE \$243,014.62 5
 CLEARED DEPOSITS \$926,187.66
 CLEARED ADDITIONS \$.00
 CLEARED CHECKS \$603,410.88- 138
 CLEARED DEDUCTIONS \$331,707.81- 5

CURRENT MONTH ENDING BANK STATEMENT BALANCE \$234,083.59

CURRENT MONTH ENDING BANK STATEMENT BALANCE \$234,083.59
 OUTSTANDING DEPOSITS \$.00
 OUTSTANDING ADDITIONS \$.00
 OUTSTANDING CHECKS \$4,542.85- 12
 OUTSTANDING DEDUCTIONS \$.00

RECONCILED BOOK BALANCE \$229,540.74

ENDING STATEMENT DATE 06/30/2016 CLERK: PB

TOTALS

PRIOR MONTH ENDING BANK STATEMENT BALANCE \$6,948,466.06 262
 CLEARED DEPOSITS \$16,186,773.54 5
 CLEARED ADDITIONS \$70,589.21 421
 CLEARED CHECKS \$1,837,651.25-
 CLEARED DEDUCTIONS \$14,880,250.17- 4

CURRENT MONTH ENDING BANK STATEMENT BALANCE \$6,487,929.39

CURRENT MONTH ENDING BANK STATEMENT BALANCE \$6,487,929.39 1
 OUTSTANDING DEPOSITS \$11,371.75
 OUTSTANDING ADDITIONS \$.00
 OUTSTANDING CHECKS \$466,979.16- 476
 OUTSTANDING DEDUCTIONS \$.00

RECONCILED BOOK BALANCE \$6,032,321.98

ENDING STATEMENT DATE 06/30/2016 CLERK: PB

Cooke County
 Attn: Patty Brennan
 101 S. Dixon Street
 Gainesville, TX 76240

Depositor Statement

June 1, 2016 - June 30, 2016

Account #: 104791304900

Account at-a-Glance

Beginning Balance	2,005,691.67
+ Net Deposits	9,000,000.00
+ Net Accrued Interest ²	473.85
Ending Balance	11,006,165.52
Days In Period ³	30
Average Daily Balance ⁵	2,305,691.67
Net APY This Period ⁶	0.2500
Available Balance ⁷	11,005,691.67

Depositor Information

Website: www.ficaaccount.com
 Support Center: (866) 343-5516

Account Transactions

Description	Date	Amount(USD\$)
Deposit	2016-06-30	9,000,000.00

Bank Deposit Detail

Depository Bank	FDIC#	Balance(USD\$)
1st National Bank	6646	2,311.13
Access National Bank	35189	1,626.55
Adams Dairy Bank	58697	8,564.83
Admirals Bank	27015	143,281.26
Alerus Financial National Association	3931	17,388.44
Alma Bank	58424	9,635.27
Alpine Bank	23091	1,988.70
Amalgamated Bank	622	1,779.06
American Enterprise Bank of Florida	57709	24,213.64
American National Bank	19300	2,389.94
American Pride Bank	58584	1,915.24
American Savings Bank F.S.B.	32526	3,299.62
American Savings Bank FSB	29597	13,091.24
Americas United Bank	58360	1,595.22
Associated Bank National Association	5296	1,043.76
Avenue Bank	6106	1,455.67
Avidia Bank	90215	4,205.92
BANK VI	17883	1,993.53
BMO Harris Bank National Association	16571	10,590.24

Depositor Statement

June 1, 2016 - June 30, 2016

Account #: 104791304900

Cooke County
 Attn: Patty Brennan
 101 S. Dixon Street
 Gainesville, TX 76240

Depository Bank	FDIC#	Balance(USD\$)
BOKF National Association	4214	2,392.96
Banco Popular North America	34967	15,348.25
Bancorp Bank	35444	1,365.06
Bank Leumi USA	19842	31,136.86
Bank of Advance	9369	1,526.64
Bank of Birmingham	58101	1,173.50
Bank of Cadiz and Trust Company	20239	2,214.87
Bank of China - New York Branch	33653	3,714.34
Bank of Delmarva	8810	4,822.72
Bank of England	13303	1,515.51
Bank of Hawaii	18053	2,406.93
Bank of Marin	32779	2,719.71
Bank of Missouri	1617	5,063.97
Bank of North Carolina	33527	1,897.01
Bank of Tioga	17280	5,735.28
Bank of Virginia	57627	8,793.97
Bank of the Ozarks	110	31,125.46
Bank of the Panhandle	22340	5,210.90
BankUnited National Association	58979	238,047.44
Bar Harbor Bank & Trust	11971	32,328.05
Barrington Bank & Trust Company National	34395	1,921.07
Belmont Savings Bank	23901	867.71
Benchmark Bank	19215	1,022.06
Beverly Bank & Trust Company National	57701	5,413.50
BoFI Federal Bank	35546	126,173.13
Boston Private Bank & Trust Company	24811	6,018.47
Branch Banking and Trust Company	9846	15,827.88
Bridgethampston National Bank	6976	2,351.83
Brunswick Bank and Trust Company	20220	25,256.38
Brunswick State Bank	13692	1,925.12
Business Bank	34993	1,050.64
Business Bank of Saint Louis	57358	2,197.45
Business First Bank	58228	8,832.07
C US Bank	18443	1,581.05
CBank	58434	6,252.08
CNB Bank	13876	21,998.97
Cache Valley Bank	22134	1,732.46
California Bank & Trust	20852	22,016.87
CapStar Bank	58823	21,053.85
Capital Bank	34562	3,670.82
Capital Bank	58462	2,481.29
Capital Bank National Association	35278	2,743.94
Capital One National Association	4297	73,841.61
Cardinal Bank	34733	10,536.16
Carolina Alliance Bank	58432	1,375.34
Carolina Trust Bank	57026	3,112.69
Carver Federal Savings Bank	30394	8,415.05
Cathay Bank	18503	10,269.46
Cedar Rapids State Bank	18820	3,848.62

Depositor Statement

June 1, 2016 - June 30, 2016

Account #: 104791304900

Cooke County
 Attn: Patty Brennan
 101 S. Dixon Street
 Gainesville, TX 76240

Depository Bank	FDIC#	Balance(USD\$)
CedarStone Bank	57684	1,781.17
Celtic Bank	57056	247,174.20
Centennial Bank	11241	16,085.95
Central Bank	1756	9,162.50
Central Bank Illinois	11670	231,054.23
Centric Bank	7461	16.61
Centrue Bank	3744	247,689.11
Chemical Bank	1003	4,717.04
Citizens Bank & Trust Company	8738	2,274.05
Citizens Bank Inc.	23523	1,363.32
Citizens Bank and Trust Company	4533	1,768.01
Citizens Bank of De Graff	2286	2,248.58
Citizens Bank of Pennsylvania	57282	3,222.69
Citizens Deposit Bank of Arlington Inc.	16852	2,188.55
Citizens State Bank of Waverly	9337	10,689.13
City National Bank of Sulphur Springs	5544	1,010.71
City State Bank	16438	2,842.46
Clarion County Community Bank	57624	1,210.29
Columbia State Bank	33826	2,439.23
Columbus First Bank	58445	6,874.95
Comerica Bank	983	1,639.61
Commerce Bank & Trust Company	17484	9,019.12
Compass Bank	19048	12,324.92
ConnectOne Bank	57919	4,272.00
Consumers National Bank	19482	972.61
Cornerstone Bank	2318	3,007.26
Cornerstone Community Bank	58411	3,796.88
Croghan Colonial Bank	13341	22,416.05
Crystal Lake Bank and Trust Company National	34681	2,049.30
Customers Bank	34444	247,720.46
Darien Rowayton Bank	58257	205,215.48
DeWitt Bank and Trust Company	1522	1,301.01
Del Norte Bank	29066	1,202.07
Dime Savings Bank of Williamsburgh	16012	247,448.40
Dollar Bank Federal Savings Bank	32245	1,615.07
Dubuque Bank and Trust Company	15219	7,771.73
Eagle Bank and Trust Company	3873	1,820.13
EagleBank	34742	5,090.88
East River Bank	58171	1,996.06
East West Bank	31628	117,259.20
Edgar County Bank and Trust Co. Paris Illinois	3722	1,903.07
Embassy National Bank	58413	1,304.67
Emigrant Bank	12054	88.34
Enterprise Bank	34786	1,471.88
Enterprise Bank & Trust	27237	2,032.79
Evansville Commerce Bank	58279	1,830.64
Exchange Bank	1435	5,733.67
Exchange Bank and Trust Company	13366	16,498.69
Exchange State Bank	18838	2,401.36

Depositor Statement

June 1, 2016 - June 30, 2016

Account #: 104791304900

Cooke County
 Attn: Patty Brennan
 101 S. Dixon Street
 Gainesville, TX 76240

Depository Bank	FDIC#	Balance(USD\$)
F & M Community Bank National Association	10967	4,304.76
FSGBank National Association	35525	71,599.85
Fannin Bank	5589	6,351.00
Farmers & Merchants Bank	9462	1,087.73
Farmers & Merchants State Bank	13242	100.32
Farmers & Merchants State Bank	5969	19,517.81
Farmers Bank & Trust Company	1291	11,278.16
Farmers Exchange Bank	15118	13,222.96
Farmers National Bank of Canfield	6540	4,288.64
Farmers State Bank	14578	126.32
Farmers Trust and Savings Bank	14195	2,700.35
Farmers and Merchants State Bank of	1599	1,214.07
Federal Savings Bank	35518	2,190.12
Fidelity Bank	20268	1,193.16
Fidelity Bank	30895	38,089.93
Financial Federal Bank	31840	24,272.40
First Bank	12229	231,083.77
First Bank & Trust	27078	2,235.50
First Bank & Trust	3973	6,305.93
First Bank Financial Centre	12517	1,178.12
First Capital Bank of Kentucky	34125	2,159.98
First Carolina Bank	35530	1,823.76
First Choice Bank	58471	144,404.05
First Citrus Bank	34899	2,775.89
First Commerce Bank	58054	1,118.11
First Community Bank	57903	18,690.14
First County Bank	18204	3,924.32
First Eagle Bank	25883	2,531.55
First Federal Bank of Louisiana	30441	1,510.16
First Federal Community Bank of Bucyrus	29705	1,360.46
First Federal Savings Bank	29056	9,945.19
First Financial Bank	28905	13,519.11
First Home Bank	34997	1,377.87
First Hope Bank A National Banking Associatio	6354	999.47
First International Bank & Trust	10248	1,028.87
First Internet Bank of Indiana	34607	247,450.14
First Merchants Bank National Association	4365	2,117.76
First Midwest Bank of Dexter	19001	3,754.08
First National Bank	4519	15,252.57
First National Bank	14712	1,698.01
First National Bank in Sioux Falls	4016	16.14
First National Bank of America	17438	122,451.37
First National Bank of Bellevue	6528	1,055.28
First National Bank of Centralia	4636	1,162.34
First National Bank of Long Island	7072	5,251.50
First National Bank of Michigan	58259	1,617.10
First National Bank of Pennsylvania	7888	113.85
First National Bank of Santa Fe	2239	1,752.89
First Premier Bank	6085	8,112.27

Depositor Statement

June 1, 2016 - June 30, 2016

Account #: 104791304900

Cooke County
 Attn: Patty Brennan
 101 S. Dixon Street
 Gainesville, TX 76240

Depository Bank	FDIC#	Balance(USD\$)
First Resource Bank	57967	5,386.44
First Robinson Savings Bank National Associat	28105	1,992.20
First Security Bank and Trust Company	17001	1,711.86
First State Bank	9467	1,065.90
First State Bank	13622	7,877.63
First State Bank of DeQueen	21805	11,781.62
First State Bank of Northwest Arkansas	33470	1,199.85
First Trade Union Bank	32551	4,153.33
First Virginia Community Bank	58696	26,697.22
First-Citizens Bank & Trust Company	11063	77,858.19
FirstAtlantic Bank	35200	1,813.86
Flint Community Bank	58074	1,289.46
Florida Business Bank	35304	1,296.25
Focus Bank	1426	1,408.74
Foothills Bank & Trust	58591	1,036.97
Franklin Synergy Bank	58714	137,289.36
Freedom Bank	58292	16,211.95
Front Range Bank	34401	1,598.87
Frost Bank	5510	5,713.52
Gateway Bank of Florida	58176	3,992.43
Genesee Regional Bank	26333	2,298.20
Georgia Bank & Trust Company of Augusta	27574	10,077.01
Georgia Banking Company	57071	2,452.92
Glens Falls National Bank and Trust Company	7074	10,848.53
Gorham Savings Bank	17748	1,882.14
Grand Ridge National Bank	3674	24,523.95
Grandpoint Bank	58390	84,558.62
Great Western Bank	15289	1,806.16
Greater Hudson Bank National Association	57145	31.09
Green Bank National Association	35007	247,113.28
GulfShore Bank	58762	1,162.17
HSBC Bank USA National Association	57890	1,533.45
Halstead Bank	17451	10,018.43
Hancock Bank	12441	247,024.93
Heartland Bank	9443	5,339.00
Helena National Bank	15729	2,226.13
Heritage Bank	29012	1,984.12
Heritage Bank of Central Illinois	12554	1,056.89
Heritage Oaks Bank	24229	98.50
Hibernia Bank	29831	5,432.23
High Plains Bank	418	3,514.95
Highlands State Bank	58048	1,411.12
Hingham Institution for Savings	90211	247,123.11
Hinsdale Bank & Trust Company	33849	1,770.01
Home Bank and Trust Company	4664	3,196.11
Home Exchange Bank	8884	1,662.93
Home Federal Bank	28092	1,107.76
Horizon Bank National Association	4360	2,190.69
IBERIABANK	28100	247,347.70

Depositor Statement

June 1, 2016 - June 30, 2016

Account #: 104791304900

Cooke County
 Attn: Patty Brennan
 101 S. Dixon Street
 Gainesville, TX 76240

Depository Bank	FDIC#	Balance(USD\$)
Icon Bank of Texas National Association	58378	1,940.34
Illini Bank	19980	5,296.99
Independence Bank	20989	2,389.95
Independent Bank	3076	12,538.79
Inland Bank and Trust	22444	2,370.54
Investar Bank	58316	2,550.54
Investors Community Bank	34295	3,439.60
Iroquois Federal Savings and Loan Association	29675	1,653.64
Israel Discount Bank of New York	19977	111,112.06
Katahdin Trust Company	12874	47,137.76
Kishacoquillas Valley National Bank of Bellev	14969	1,337.93
Lake City Bank	13102	41,282.11
Lake Forest Bank & Trust Company	27589	2,477.51
Lake National Bank	57879	2,648.12
Landmark Community Bank	57112	2,665.32
Lead Bank	8283	5,058.02
Legacy Bank	12699	4,903.05
Legacy Bank & Trust Company	22319	2,683.15
Level One Bank	58604	1,259.04
Liberty Bank and Trust Company	20856	66.92
Libertyville Bank & Trust Company	34073	5,148.27
Luana Savings Bank	253	1,652.11
MB Financial Bank N.A.	3628	1,352.06
MINT National Bank	58764	32,578.86
MainStreet Bank	57742	46,127.37
Manufacturers Bank	18618	3,223.65
McGehee Bank	11242	2,457.12
Meramec Valley Bank	19200	1,324.81
Mercantil Commercebank National Association	22953	16,888.99
Mercantile Bank of Michigan	34598	2,130.86
Merchants & Planters Bank	16464	3,990.50
Merchants Bank	6268	1,357.83
Merchants Bank of Indiana	8056	247,248.90
Merchants and Farmers Bank	8735	2,505.54
Meridian Bank	57777	247,998.90
Metamora State Bank	16167	1,122.99
Metropolitan National Bank	34699	104,248.90
Mid Penn Bank	9889	6,663.37
MidCoast Community Bank	58498	247,113.32
Midwest Regional Bank	8889	1,494.70
Mifflin County Savings Bank	28186	1,492.01
MileStone Bank	58502	218,262.53
Minnesota Bank & Trust	58818	1,915.73
Morris Bank	17910	4,503.14
NOA Bank	58657	12,011.45
National Bank of California	24108	3,929.68
National Bank of Commerce	57764	12,647.01
New Mexico Bank & Trust	34726	8,092.76
NewBank	58203	117,298.98

Depositor Statement

June 1, 2016 - June 30, 2016

Account #: 104791304900

Cooke County

Attn: Patty Brennan
101 S. Dixon Street
Gainesville, TX 76240

Depository Bank	FDIC#	Balance(USD\$)
Newburyport Five Cents Savings Bank	90251	68.60
NexBank SSB	29209	247,579.70
Noah Bank	58196	27,360.30
Oak View National Bank	58827	5,833.72
Oculina Bank	57559	2,169.25
Ohio Valley Bank Company	384	13,831.21
Ojai Community Bank	57850	980.54
Old Missouri Bank	8252	2,638.43
Old Plank Trail Community Bank National	58314	4,303.45
OneUnited Bank	23966	2,132.25
OneWest Bank FSB	58978	247,988.55
Optima Bank & Trust Company	58699	140,381.43
Oregon Community Bank & Trust	22334	1,957.38
PNC Bank National Association	6384	3,973.21
Pacific Commerce Bank	57065	1,164.88
Pacific Enterprise Bank	58415	31,024.87
Pacific Mercantile Bank	34940	62,823.23
Pacific Trust Bank FSB	35498	247,840.39
Paducah Bank and Trust Company	16664	24,443.56
Pan American Bank	34108	2,576.21
Parkside Financial Bank & Trust	58796	2,261.51
Patriot Bank	34098	11,266.54
Peapack-Gladstone Bank	11035	1,257.43
Peoples Bank	27398	31,745.55
Peoples Bank	9489	1,188.11
Peoples Bank National Association	6544	26,945.93
Peoples Community Bank	829	247,714.79
Peoples First Savings Bank	30688	71,924.34
Peoples National Bank	22211	1,040.11
Peoples National Bank N.A.	3809	1,845.50
Peoples United Bank	27334	2,936.13
PlainsCapital Bank	17491	1,401.48
Plaza Bank	58100	16,649.60
Post Oak Bank N.A.	57729	9,660.99
Preferred Community Bank	58262	1,009.51
Premier Bank & Trust National Association	35385	1,020.50
ProAmérica Bank	58349	1,027.79
Progress Bank and Trust	58719	66,637.15
Provident Bank	30337	5,100.68
Provident Bank	12010	19.74
Provident State Bank Inc.	8813	2,197.82
Quontic Bank	57807	116,467.29
RBS Citizens National Association	57957	29,311.98
RSNB Bank	2229	2,484.07
Reading Co-operative Bank	26620	15.31
Redding Bank of Commerce	24074	1,353.93
Redstone Bank	58826	3,879.66
Relyance Bank National Association	19371	6,236.10
Renasant Bank	12437	2,926.59

Depositor Statement

June 1, 2016 - June 30, 2016

Account #: 104791304900

Cooke County

Attn: Patty Brennan
101 S. Dixon Street
Gainesville, TX 76240

Depository Bank	FDIC#	Balance(USD\$)
Republic Bank	35260	2,196.34
Republic Bank & Trust Company	23627	4,767.33
Resurgens Bank	58750	2,273.63
River Community Bank N.A.	35274	34,745.22
RiverBend Bank	26708	1,949.01
RiverWood Bank	27932	2,447.76
Riverview Bank	7598	1,440.62
Rockford Bank and Trust Company	57927	12,771.27
Rockhold Brown & Company Bank	16193	2,990.57
Rocky Mountain Bank	20310	1,931.23
S&T Bank	11124	68.08
Savings Institute Bank and Trust Company	18214	3,444.11
Schaumburg Bank & Trust Company National	57103	1,395.44
Seaside National Bank & Trust	58328	21,635.05
Security First Bank	5415	2,923.75
Select Bank	58563	1,770.07
ServisFirst Bank	57993	9,076.93
Sherwood State Bank	16222	1,034.91
Signature Bank	57053	245,848.96
Signature Bank National Association	57269	1,580.72
Simmons First National Bank	3890	8,074.00
Solera National Bank	58534	12.76
Sound Banking Company	57095	1,454.95
SouthPoint Bank	58088	2,599.75
Southern Bank	28332	2,116.28
Southern Community Bank	58105	1,045.86
Southern States Bank	58558	3,749.75
Southside Bank	18297	12,257.58
Southwest Bank	18812	51,603.48
Sovereign Bank National Association	29950	1,733.24
Spring Bank	58668	1,133.79
St. Charles Bank & Trust Company	27052	1,875.06
St. Martin Bank and Trust Company	12610	1,347.83
State Bank of Georgia	58599	152.40
State Bank of the Lakes	5744	42.88
Sterling Bank	6195	4,059.68
Sterling Bank	57813	247,799.78
Stillwater National Bank and Trust Company	4201	60,917.76
Stonegate Bank	57934	247,847.50
Suffolk County National Bank of Riverhead	7278	1,122.66
Summit Community Bank Inc.	34102	3,008.41
SunTrust Bank	867	18,260.26
Sutton Bank	5962	2,072.66
TD Bank N.A.	18409	219,623.67
Talmer Bank and Trust	58132	36,248.07
Texas State Bank	8533	1,232.78
Texas Capital Bank National Association	34383	109,392.16
Texas Heritage National Bank	3161	1,126.75
Third Coast Bank SSB	58716	2,600.53

Depositor Statement

June 1, 2016 - June 30, 2016

Account #: 104791304900

Cooke County
 Attn: Patty Brennan
 101 S. Dixon Street
 Gainesville, TX 76240

Depository Bank	FDIC#	Balance(USD\$)
Timberline Bank	57857	1,155.01
Tioga State Bank	9410	1,795.26
TotalBank	21468	933.45
Touchmark National Bank	58687	2,070.50
Town Bank	34717	8,652.70
Traditional Bank Inc.	2711	1,619.42
Treynor State Bank	14812	1,073.03
TriState Capital Bank	58457	51,794.05
TriSummit Bank	58467	1,073.87
Trustmark National Bank	4988	1,327.29
Umpqua Bank	17266	1,977.55
Union Bank National Association	22826	2,554.50
United Bank	32025	1,179.50
United Bank Inc.	6784	31,984.96
United Community Bank	16889	2,816.98
Uniti Bank	57120	957.36
Unity Bank	33503	1,827.21
Valley National Bank	9396	169,950.40
Valliance Bank	57841	39,223.25
Veritex Community Bank	57665	2,662.64
Victory Bank	58615	1,152.02
ViewPoint Bank National Association	58006	154,161.52
Village Bank & Trust	34011	1,409.15
Vista Bank	1210	23,633.48
Warren Bank and Trust Company	81	3,994.55
Washington Business Bank	57167	24,204.32
Washington Trust Bank	1281	1,114.85
Washington Trust Company of Westerly	23623	94,419.57
WashingtonFirst Bank	57696	247,973.66
Wells Fargo Bank National Association	3511	9,729.87
Westbury Bank	28400	1,785.09
Western Alliance Bank	57512	6,448.82
Wheaton Bank & Trust Company	33803	3,680.46
Wilmington Savings Fund Society FSB	17838	8,248.84
Wilmington Trust National Association	34069	18.22
Winchester Federal Bank	29313	1,366.00
Wisconsin Bank & Trust	13023	2,976.72
Woori America Bank	24920	4,654.65
Xenith Bank	57487	4,430.94
Yadkin Bank	19861	4,722.46
mBank	14816	12,747.96
Aggregate Net Accrued Interest ³		473.85
Total		11,006,165.52

Disclosure Information

¹ The Federally Insured Cash Account® ("FICA") is not a member of the Federal Deposit Insurance Corporation ("FDIC"), but the banks in which your money is deposited are FDIC members. The FDIC is an independent agency of the U.S. government that protects the funds depositors place in FDIC insured institutions. FDIC deposit insurance is backed by the full faith and credit of the U.S. government.

INVESTMENTS-TEXPOOL
PATTY BRENNAN, COOKE COUNTY TREASURER
JUNE 2016

ACCT NAME	BALANCE FORWARD	DEPOSITS	WITH-DRAWALS	CURRENT INTEREST	ENDING BALANCE
GENERAL	\$ 6,028,206.15	\$ 1,500,000.00	\$ -	\$ 1,829.83	\$ 7,530,035.98
R & B -1	\$ 514,156.31	\$ 500,000.00	\$ -	\$ 163.51	\$ 1,014,319.82
R & B -2	\$ 217,177.02	\$ 336,758.81	\$ -	\$ 71.57	\$ 554,007.40
R & B -3	\$ 484,558.30	\$ 810,051.23	\$ -	\$ 160.88	\$ 1,294,770.41
R & B -4	\$ 401,856.02	\$ 743,324.99	\$ -	\$ 134.84	\$ 1,145,315.85
FM & L	\$ 313,497.15	\$ 402,292.52	\$ -	\$ 101.65	\$ 715,891.32
STATE FUNDS	\$ -	\$ 8,074.86	\$ -	\$ 0.08	\$ 8,074.94
TJPC	\$ 5,016.71	\$ -	\$ -	\$ 1.50	\$ 5,018.21
DIST CLK PRESERVATION	\$ -	\$ 10,043.24	\$ -	\$ 0.20	\$ 10,043.44
COUNTY/DIST TECH	\$ -	\$ 3,014.62	\$ -	\$ 0.06	\$ 3,014.68
ADULT PROB	\$ 88,776.28	\$ 95,473.58	\$ -	\$ 28.40	\$ 184,278.26
JUV-1SP	\$ -	\$ 4,808.14	\$ -	\$ 0.10	\$ 4,808.24
COURT REP	\$ 12,182.61	\$ 30,144.24	\$ -	\$ 4.21	\$ 42,331.06
PERM IMP	\$ 1,182,524.07	\$ 500,000.00	\$ -	\$ 358.09	\$ 1,682,882.16
LAW ENFORCEMENT ED	\$ 5,016.55	\$ 5,023.24	\$ -	\$ 1.60	\$ 10,041.39
JP-CH SECURITY	\$ -	\$ 5,041.11	\$ -	\$ 0.10	\$ 5,041.21
DIST CLK RECORDS MGMT	\$ -	\$ 15,067.45	\$ -	\$ 0.30	\$ 15,067.75
DIST CLK ARCHIVE	\$ -	\$ 4,018.39	\$ -	\$ 0.04	\$ 4,018.43
COUNTY ATTY CHECK COLLECT	\$ -	\$ 4,527.11	\$ -	\$ 0.10	\$ 4,527.21
JUV PROB-IVE	\$ -	\$ 6,036.34	\$ -	\$ 0.12	\$ 6,036.46
LAW LIBRARY	\$ 26,514.16	\$ 55,255.26	\$ -	\$ 9.01	\$ 81,778.43
JP TECH	\$ -	\$ 16,877.65	\$ -	\$ 0.34	\$ 16,877.99
C H SECURITY	\$ 56,531.33	\$ 100,621.40	\$ -	\$ 18.86	\$ 157,171.59
REC MGMT	\$ 134,744.41	\$ 130,648.97	\$ -	\$ 42.85	\$ 265,436.23
REC PRESV	\$ 43,582.01	\$ 40,414.83	\$ -	\$ 13.81	\$ 84,010.65
LIBRARY	\$ -	\$ 22,235.87	\$ -	\$ 0.22	\$ 22,236.09
ARCHIVE	\$ 19,464.67	\$ 35,205.53	\$ -	\$ 6.50	\$ 54,676.70
DIST ATTY FORFEITURE	\$ 10,025.73	\$ 20,145.73	\$ -	\$ 3.40	\$ 30,174.86
SHERIFF FORFEITURE	\$ -	\$ 37,656.52	\$ -	\$ 0.38	\$ 37,656.90

INVESTMENTS-TEXPOOL
PATTY BRENNAN, COOKE COUNTY TREASURER
JUNE 2016

JAIL COMMISSARY	\$ 30,050.53	\$ 48,210.85	\$ -	\$ 9.94	\$ 78,271.32
2004 GO-REFUNDING	\$ 325,735.66	\$ 383,631.91	\$ -	\$ 104.92	\$ 709,472.49
TOTAL: TREAS FUND	<u>\$ 9,899,615.67</u>	<u>\$ 5,490,972.48</u>	<u>\$ -</u>	<u>\$ 3,067.41</u>	<u>\$ 15,777,287.47</u>
YEAR - TO - DATE INTEREST	BAL FORWARD \$ 15,200.29	CURRENT INT. \$ 3,067.41	BALANCE \$ 18,267.70		
AVG. YIELD FOR JUNE 2016	0.36%	MKT VALUE PER SHARE	\$ 1.00		

INVESTMENTS-LOGIC
PATTY BRENNAN, COOKE COUNTY TREASURER
JUNE 2016

ACCT NAME	BALANCE		DEPOSITS	WITH-		CURRENT INTEREST	ENDING BALANCE
	FORWARD			DRAWALS			
GENERAL	\$ 9,545,861.64	\$	-	\$ 9,549,960.45	\$	\$ 4,098.81	\$ 0.00
R & B -1	\$ 1,019,573.42	\$	-	\$ 1,020,089.57	\$	\$ 516.15	\$ 0.00
R & B -2	\$ 336,758.81	\$	-	\$ 336,898.92	\$	\$ 140.11	\$ 0.00
R & B -3	\$ 810,051.23	\$	-	\$ 810,388.28	\$	\$ 337.05	\$ (0.00)
R & B -4	\$ 743,324.99	\$	-	\$ 743,634.28	\$	\$ 309.29	\$ (0.00)
FM & L	\$ 402,292.52	\$	-	\$ 402,459.91	\$	\$ 167.39	\$ 0.00
TIPC	\$ 10,080.51	\$	-	\$ 10,084.70	\$	\$ 4.19	\$ (0.00)
JUV-1SP	\$ 4,808.14	\$	-	\$ 4,810.13	\$	\$ 1.99	\$ 0.00
JUV-1VE	\$ 6,036.34	\$	-	\$ 6,038.83	\$	\$ 2.49	\$ 0.00
ADULT PROB	\$ 95,473.58	\$	-	\$ 95,513.29	\$	\$ 39.71	\$ 0.00
DIST CLK PRESERVATION	\$ 10,043.24	\$	-	\$ 10,047.42	\$	\$ 4.18	\$ (0.00)
CTY/DIST TECH	\$ 3,014.62	\$	-	\$ 3,015.93	\$	\$ 1.31	\$ 0.00
COURT REP	\$ 30,144.24	\$	-	\$ 30,156.79	\$	\$ 12.55	\$ 0.00
PERM IMP	\$ 1,194,958.94	\$	-	\$ 1,195,475.09	\$	\$ 516.15	\$ (0.00)
LAW ENFORCEMENT ED	\$ 5,023.24	\$	-	\$ 5,025.38	\$	\$ 2.14	\$ (0.00)
JP-TECH	\$ 16,877.65	\$	-	\$ 16,884.66	\$	\$ 7.01	\$ 0.00
LAW LIBRARY	\$ 55,255.26	\$	-	\$ 55,278.26	\$	\$ 23.00	\$ -
CC LIBRARY	\$ 22,235.87	\$	-	\$ 22,245.13	\$	\$ 9.26	\$ (0.00)
JP-CH SECURITY	\$ 5,041.11	\$	-	\$ 5,043.25	\$	\$ 2.14	\$ (0.00)
CH SECURITY	\$ 100,621.40	\$	-	\$ 100,663.28	\$	\$ 41.88	\$ (0.00)
REC MGMT	\$ 130,648.97	\$	-	\$ 130,703.35	\$	\$ 54.38	\$ (0.00)
REC PRESV	\$ 40,414.83	\$	-	\$ 40,431.64	\$	\$ 16.81	\$ 0.00
DIST CLK REC MGMT	\$ 15,067.45	\$	-	\$ 15,073.74	\$	\$ 6.29	\$ 0.00
DIST CLK ARCHIVE	\$ 4,018.39	\$	-	\$ 4,020.03	\$	\$ 1.64	\$ (0.00)
ARCHIVE	\$ 35,205.53	\$	-	\$ 35,220.18	\$	\$ 14.65	\$ (0.00)
CTY ATTY CHECK COLLECT	\$ 4,527.11	\$	-	\$ 4,529.00	\$	\$ 1.89	\$ (0.00)
DIST ATTY FORFEITURE	\$ 20,145.73	\$	-	\$ 20,154.09	\$	\$ 8.36	\$ (0.00)

INVESTMENTS-LOGIC
PATTY BRENNAN, COOKE COUNTY TREASURER
JUNE 2016

SHERIFF FORFEITURE	\$ 37,656.52	\$ -	\$ 37,672.21	\$ 15.69	\$ -	(0.00)
JAIL COMMISSARY	\$ 48,210.85	\$ -	\$ 48,230.91	\$ 20.06	\$ -	(0.00)
STATE FEES	\$ 8,074.86	\$ -	\$ 8,078.23	\$ 3.37	\$ -	0.00
2012 GO REFUNDING	\$ 383,631.91	\$ -	\$ 383,791.53	\$ 159.62	\$ -	(0.00)
TOTAL: TREAS FUND	<u>\$ 15,145,078.90</u>	<u>\$ -</u>	<u>\$ 15,151,618.46</u>	<u>\$ 6,539.56</u>	<u>\$ -</u>	<u>0.00</u>
YEAR - TO - DATE INTEREST	BAL FORWARD	CURRENT INT.	BALANCE			
	\$ 35,704.44	\$ 6,539.56	\$ 42,244.00			
AVG. YEILD FOR JUNE 2016	0.56%	MKT VALUE PER SHARE	\$ 1.00			

C.D. INVESTMENTS

LANDMARK BANK

JUNE 2016

<u>C.D.#</u>	<u>PURCHASE DATE</u>	<u>AMOUNT</u>	<u>MAT. DATE</u>
GEN/4170805685	May 24, 2015	500,000.00	May 24, 2017
GEN/4170805677	May 24, 2015	500,000.00	May 24, 2017
Library - Liddell 4761	July 15, 2015	7,500.00	Jan 15, 2017
Library - Liddell 4779	July 15, 2015	7,500.00	Jan 15, 2017
Library - Rosenstein 5099	Jun 12, 2014	11,000.00	Sept 12, 2017
Library - Rosenstein 5198	Sept 16, 2014	8,000.00	Dec 16, 2017

INT. EARNED MONTHLY:

2-Gen CD's @ .52%
2-Liddell CD's @ .25%
2-Rosenstein CD's @ 1.05%

Interest is deposited into the Treasurer's Fund. The 2 Gen CDs' interest is deposited monthly, and the 4 Library's CDs' interest is deposited quarterly.

PROSPERITY BANK

GEN/14401708	Sept 17, 2015	250,000.00	Sept 17, 2017
--------------	---------------	------------	---------------

INT. EARNED MONTHLY:

Gen CD @ .50%

Interest accrues monthly and is deposited monthly with depository bank into the Treasurer's Fund.

C.D. INVESTMENTS

THE FIRST STATE BANK

JUNE 2016

<u>C.D.#</u>	<u>PURCHASE DATE</u>	<u>AMOUNT</u>	<u>MAT. DATE</u>
GEN/17445	Sept 17, 2015	250,000.00	Sept 17, 2017

INT. EARNED MONTHLY:

Gen CD @ .65%

Interest accrues monthly and is deposited monthly with depository bank into the Treasurer's Fund.

MUENSTER STATE BANK

GEN/2129	Sept 17, 2015	250,000.00	Sept 17, 2017
----------	---------------	------------	---------------

INT. EARNED MONTHLY:

Gen CD @ .75%

Interest accrues monthly and is deposited monthly with depository bank into the Treasurer's Fund.



PROSPERITY BANK

EL CAMPO, TX

Pledge Security Listing

June 30, 2016



A Division of Hilltop Securities

ID	CUSIP	Description	Safeguarding Location	Safeguarding Receipt	Coupon	Maturity Date	Call Date	Moody	S&P	Fitch	FASB115	Face Amount	Current Par	Current Book Value	Market Value	Gain/(Loss)
COOKE COUNTY																
2047	3128MBNA1	FLM/C G12885	FLB	X	5.00	06/01/2021		AAA	AA+	AAA	HTM	157,950	9,159.37	9,159.26	9,670.74	511.48
2107	31410G558	FNMA 889257	FLB	X	5.00	04/01/2021		AAA	AA+	AAA	HTM	105,405	5,974.33	5,974.26	6,290.40	316.14
3643	3128MQX4	FLM/C G18469	FLB		2.00	06/01/2028		AAA	AA+	AAA	HTM	212,158	148,832.82	149,369.38	199,910.00	590.62
Total for COOKE COUNTY												475,513	163,966.52	164,502.90	165,871.14	1,368.24



A Division of Hilltop Securities

Inventory | Pledge Entity | v1.2

Although the information in this report has been obtained from sources believed to be reliable, its accuracy cannot be guaranteed.

report

PAGE 1 06/30/16 19:30:04
 HOLDINGS

FEDERAL RESERVE BANK PLEDGEE

BAPN032N
 CC3 PROD

DISTRB PT J1
 AS OF CLOSE OF BUSINESS 06-30-2016

PLEDGEE: COOKE COUNTY
 100 S. DIXON
 RM. 106

J7BM INSTITUTION ID: #J7BM

GAINESVILLE TX 76240

HOLDER : 081500862 - LANDMARK BANK

RESP FRB:H1

ACCOUNT: J7BM - *COOKE COUNTY

CUSIP #

BVF

PAR

BALANCE BOOK VALUE

31300LVH5	FMAR 848716 G	01-01-37	0.5105953000
200,000.00		102,119.06	
3133TTX48	FGRA 2326ZQ	06/15/31 06-15-31	0.1516895900
300,000.00		45,506.88	
313378CR0	2.25 FHLB 22 KW	03-11-22	1.0000000000
5,000,000.00		5,000,000.00	
3136ACLE9	FNRM RC025BD R13F025	03-25-33	0.6772965000
1,400,000.00		948,215.10	
3136AKJK0	FNRM CL041CM R14F041	06-25-40	0.7744164600
1,000,000.00		774,416.46	
3137B1CT7	FGRM 4195LH	12/15/31 12-15-31	0.7077455700
600,000.00		424,647.34	
31392WB41	FGRM 2512PG	10/15/22 10-15-22	0.2606543400
400,000.00		104,261.74	
31394CMY5	FNRM CL016LE R05F016	07-25-33	0.0136402500
1,100,000.00		15,004.28	
31394H2Q3	FGRM 2662DH	08/15/23 08-15-23	0.7188935100
1,200,000.00		862,672.21	
31395HVM9	FGRA 2896BZ	11/15/34 11-15-34	1.3828886800
200,000.00		276,577.74	
31396ALL6	FGRM 3035DP	10/15/34 10-15-34	0.0188844000
2,100,000.00		39,657.24	
38374F2L7	GNRM 2004-24 ZM	04-20-34	1.2834182783
700,000.00		898,392.79	

SUBTOTAL:

14,200,000.00 9,491,470.84

GRAND TOTAL:

14,200,000.00 9,491,470.84

Pledge Inventory Report

Landmark Bank
Columbia, MO
FROM 6/1/2016 TO 6/30/2016

Customer ID: 5961
Report Date: 7/1/2016
PAS Rep: Vance Roe
Account Rep: Bob Fitzpatrick

Cusip	Description	Maturity Date	Intent	S&P	Market Price Df	Original Face	Book Value
Ticket	Location Code/Name	Group	Coupon	Moody	Maturity (Yr)	Par	Market Value
Pledged: J7BM - COOKE COUNTY							
313378CR0	FED HOME LN BK	03/11/2022	AFS	AA+	6/30/2016	5,000,000.00	5,066,925.75
956483	FED - FEDERAL RESERVE BANK	AGY	2.25000	Aaa	5.70	5,000,000.00	5,267,850.10
31300LVH5	FHL MC ARM POOL #8487	01/01/2037	AFS		6/30/2016	200,000.00	109,215.22
851172	FED - FEDERAL RESERVE BANK	MB3	2.62900		20.52	102,119.06	108,317.69
31337TX48	Flinc remic ser 2326	06/15/2031	AFS		6/30/2016	300,000.00	51,337.69
783451	FED - FEDERAL RESERVE BANK	MB4	6.50000	NR	14.97	45,506.88	52,259.42
3136ACL9	FNM13025 BD	03/25/2033	AFS		6/30/2016	1,400,000.00	924,071.06
879680	FED - FEDERAL RESERVE BANK	MB4	2.00000	NR	16.75	948,215.10	968,640.80
3136AKJK0	FNR 2014-41 CM	06/25/2040	AFS		6/30/2016	1,000,000.00	739,144.47
916714	FED - FEDERAL RESERVE BANK	MB4	1.50000	NR	24.00	774,416.46	771,040.32
3137B1CT7	FHL4195 LH	12/15/2031	AFS		6/30/2016	600,000.00	409,714.85
882621	FED - FEDERAL RESERVE BANK	MB4	1.50000	NR	15.47	424,647.34	423,103.03
31392WB41	FHL2512 PG	10/15/2022	AFS		6/30/2016	400,000.00	110,993.72
719835	FED - FEDERAL RESERVE BANK	MB4	5.50000	NR	6.30	104,261.74	113,829.89
31394CMY5	FNM05016 LE	07/25/2033	AFS		6/30/2016	1,100,000.00	15,004.28
733876	FED - FEDERAL RESERVE BANK	MB4	5.50000	NR	17.08	15,004.28	15,003.89
31394H2Q3	FHL2662 DH	08/15/2023	AFS		6/30/2016	1,200,000.00	918,599.43
887207	FED - FEDERAL RESERVE BANK	MB4	5.00000	NR	7.13	862,672.21	935,251.14
31395HVM9	FHL2896 BZ	11/15/2034	AFS		6/30/2016	200,000.00	302,718.40
856892	FED - FEDERAL RESERVE BANK	MB4	5.00000	NR	18.39	276,577.74	306,752.06
31396ALL6	FHL3035 DP	10/15/2034	AFS		6/30/2016	2,100,000.00	39,759.22
746903	FED - FEDERAL RESERVE BANK	MB4	5.50000	NR	18.30	39,657.24	39,859.15
38374F2L7	GNM04024 ZM	04/20/2034	AFS		6/30/2016	700,000.00	996,450.35
844136	FED - FEDERAL RESERVE BANK	MB4	5.00000	NR	17.82	898,392.79	1,004,055.25
12	Total Pledged: J7BM - COOKE COUNTY					14,200,000.00	9,683,934.44
						9,491,470.84	10,005,962.74

This report reflects information submitted to us by the customer. It is not intended to be used as the official record of safekeeping location and/or pledged holdings. This information should be provided by the customer's safekeeper.

Landmark Bank, N.A.
 Cooke County
 As of: Thursday, June 30, 2016

Detail Section:

<u>Account No.</u>	<u>Balance</u>	<u>Int Rate</u>	<u>Type</u>	<u>Officer</u>
28002408	\$0	0.00%	TDSV	R1B
28002416	\$0	0.00%	TDSV	R1B
28900090	\$234,084	0.00%	CK	R1B
28900287	\$6,487,929	0.42%	CK	R1B
28900325	\$19,000	0.00%	CK	R1B
28900333	\$0	0.00%	CK	R1B
28900341	\$0	0.00%	CK	R1B
28900368	\$110,821	0.42%	CK	R1B
28900376	\$46,197	0.00%	CK	R1B
28900384	\$2,298	0.00%	CK	R1B
28900392	\$1,774	0.00%	CK	R1B
28900406	\$89,918	0.00%	CK	R1B
28900414	\$1,345	0.00%	CK	R1B
28900422	\$0	0.00%	CK	R1B
28900449	\$538,773	0.00%	CK	R1B
28900457	\$0	0.00%	CK	R1B
28900465	\$0	0.00%	CK	R1B
28900481	\$437,894	0.00%	CK	R1B
28900511	\$2,512	0.00%	CK	R1B
28900538	\$2,763	0.00%	CK	R1B
28901259	\$33,116	0.00%	CK	ELE
28901593	\$3,822	0.00%	CK	JDH
4170003539	\$48,541	0.00%	CK	R1B
4170009684	\$0	0.00%	CK	R1B
4170009700	\$1,102	0.00%	CK	R1B
4170013934	\$0	0.00%	CK	JDH
4170023065	\$0	0.00%	CK	R1B
4170045332	\$20,853	0.00%	CK	T1G
4170049177	\$500	0.00%	CK	T1G
4170800744	\$0	0.00%	TDSV	JDH
4170800751	\$0	0.00%	TDSV	JDH
4170801528	\$0	0.00%	TDSV	R1B
4170801536	\$0	0.00%	TDSV	R1B
4170802286	\$0	0.00%	TDSV	JDH
4170802294	\$0	0.00%	TDSV	JDH
4170802849	\$0	0.00%	TDSV	JDH
4170802856	\$0	0.00%	TDSV	JDH
4170803896	\$0	0.00%	TDSV	R1B

4170803904	\$0	0.00%	TDSV	R1B
4170804019	\$0	0.00%	TDSV	R1B
4170804142	\$0	0.00%	TDSV	R1B
4170804159	\$0	0.00%	TDSV	R1B
4170804415	\$0	0.00%	TDSV	T1G
4170804423	\$0	0.00%	TDSV	T1G
4170804761	\$7,500	0.25%	TDSV	T1G
4170804779	\$7,500	0.25%	TDSV	T1G
4170805073	\$0	0.00%	TDSV	T1G
4170805081	\$0	0.00%	TDSV	T1G
4170805198	\$8,000	1.05%	TDSV	JDH
4170805677	\$500,000	0.52%	TDSV	T1G
4170805685	\$500,000	0.52%	TDSV	T1G

Collateral Section:

<u>Description / LOC No.</u>	<u>Amount</u>	<u>Maturity Date</u>
Securities - Market Value	\$10,005,963	(See add'l report)

Pledge Report Summary:

Total Deposits	\$	9,106,242
Plus Additional Coverage (per Agreement)	\$	0
Total Collateral Needed	\$	<u>9,106,242</u>
Collateral Pledged	\$	10,005,963
FDIC Insurance	\$	250,000
Total Collateral Provided	\$	<u>10,255,963</u>
Total Public Funding Excess / (Needed)	\$	<u>1,149,720</u>

FUND NAME	CHECKING ACCOUNT	CHECKING AMOUNT	TDOA ACCOUNT	TDOA AMOUNT	FUND TOTAL
2016 001 GENERAL	TREAS FUND	12,288,234.95	TEXPOOL LOGIC STONE CERT DEPOS	7,528,206.15 10,005,691.67 1,750,000.00	31,572,132.77
2016 011 ROAD & BRIDGE 1	TREAS FUND	1,521,658.84	TEXPOOL LOGIC STONE	1,014,156.31 500,000.00	3,035,815.15
2016 012 ROAD & BRIDGE 2	TREAS FUND	824,008.91	TEXPOOL LOGIC	553,935.83	1,377,944.74
2016 013 ROAD & BRIDGE 3	TREAS FUND	1,186,504.49	TEXPOOL LOGIC	1,294,609.53	2,481,114.02
2016 014 ROAD & BRIDGE 4	TREAS FUND	1,111,561.37	TEXPOOL LOGIC	1,145,181.01	2,256,742.38
2016 019 FM & LATERAL	TREAS FUND	487,638.16	TEXPOOL LOGIC	715,789.67	1,203,427.83
2016 020 TJPC	TREAS FUND	52,347.14	TEXPOOL LOGIC	5,016.71	57,363.85
2016 021 JUVENILE PROB-ISP	TREAS FUND	12,005.86	TEXPOOL LOGIC	4,808.14	16,814.00
2016 022 JUVENILE PROBATION	TREAS FUND	9,338.69	TEXPOOL LOGIC	6,036.34	20,028.12
2016 023 JUVENILE PROB. IV-E	TREAS FUND	13,991.78	TEXPOOL LOGIC	184,249.86	460,491.49
2016 028 ADULT PROBATION	TREAS FUND	276,241.63	TEXPOOL LOGIC	48,210.85	68,459.11
2016 029 COMMUNITY CORRECTIONS	TREAS FUND	20,248.26	TEXPOOL LOGIC	1,323.54	45,298.37
2016 031 CONTRACT ELECTIONS	TREAS FUND	1,323.54	TEXPOOL LOGIC	3,014.62	10,031.32
2016 032 DISTRICT CLERK PRESERVATION	TREAS FUND	35,255.13	TEXPOOL LOGIC	42,326.85	78,156.56
2016 033 COUNTY/DISTRICT TECHNOLOGY	TREAS FUND	7,016.70	TEXPOOL LOGIC	500,000.00	3,437,674.96
2016 034 COURT REPORTER	TREAS FUND	35,829.71	TEXPOOL LOGIC	10,039.79	22,323.68
2016 035 PERMANENT IMPROVEMENT	TREAS FUND	1,255,150.89	TEXPOOL LOGIC STONE	1,682,524.07 500,000.00	3,437,674.96
2016 037 LAW ENFORCEMENT ED	TREAS FUND	12,283.89	TEXPOOL LOGIC	10,039.79	22,323.68

FUND NAME	CHECKING ACCOUNT	CHECKING AMOUNT	TDOA ACCOUNT	TDOA AMOUNT	FUND TOTAL
2016 038 JP TECH	TREAS FUND	29,579.42	TEXPOOL LOGIC	16,877.65	46,457.07
2016 040 LAW LIBRARY	TREAS FUND	95,204.05	TEXPOOL LOGIC	81,769.42	176,973.47
2016 041 CC LIBRARY FUND	TREAS FUND	52,752.35	TEXPOOL LOGIC	22,235.87	74,988.22
2016 042 CC HISTORICAL COMM.	TREAS FUND	4,071.35	TEXPOOL LOGIC	5,041.11	4,071.35
2016 043 JP COURTHOUSE SECURITY	TREAS FUND	15,589.30	TEXPOOL LOGIC	20,630.41	20,630.41
2016 044 COURTHOUSE SECURITY	TREAS FUND	181,546.18	TEXPOOL LOGIC	157,152.73	338,698.91
2016 045 FLOOD DAMAGE	TREAS FUND	17,742.00	TEXPOOL LOGIC	17,742.00	17,742.00
2016 046 CHAPTER 19	TREAS FUND		TEXPOOL		
2016 047 CC RECORDS MANAGEMENT	TREAS FUND	4,529.26	TEXPOOL	4,529.26	4,529.26
2016 048 COUNTY RECORDS MANAGEMENT	TREAS FUND	173,182.64	TEXPOOL LOGIC	265,393.38	438,576.02
2016 049 CC RECORDS PRESERVATION	TREAS FUND	123,667.90	TEXPOOL LOGIC	83,996.84	207,664.74
2016 050 DIST CLERK RECORDS MANAGEMENT	TREAS FUND	42,411.63	TEXPOOL LOGIC	15,067.45	57,479.08
2016 051 DISTRICT CLERK ARCHIVE	TREAS FUND	21,310.54	TEXPOOL LOGIC	4,018.39	25,328.93
2016 052 COUNTY CLERK ARCHIVE FEE	TREAS FUND	93,898.17	TEXPOOL LOGIC	54,670.20	148,568.37
2016 053 CA CHECK COLLECTING	TREAS FUND	7,552.16	TEXPOOL LOGIC	4,527.11	12,079.27
2016 054 DA CHECK COLLECTING	TREAS FUND	.34	TEXPOOL LOGIC	.34	.34
2016 056 DISTRICT ATTY FORFEITURE	TREAS FUND	110,460.90	TEXPOOL LOGIC	30,171.46	140,632.36
2016 057 D A SEIZURE FUND	TREAS FUND	47,753.68	TEXPOOL LOGIC	37,656.52	47,753.68
2016 058 SHERIFF FORFEITURE	TREAS FUND	47,670.68	TEXPOOL LOGIC	85,327.20	85,327.20
2016 059 JAIL COMMISSARY	TREAS FUND	71,216.17	TEXPOOL LOGIC	30,050.53	101,266.70
2016 060 INTEREST & SINKING	TREAS FUND		TEXPOOL		

DATE 07/14/2016 TIME 11:02

COMBINED STATEMENT OF CASH POSITION FOR JUNE

CELL102 PAGE 3

FUND NAME	CHECKING ACCOUNT	CHECKING AMOUNT	TDOA ACCOUNT	TDOA AMOUNT	FUND TOTAL
2016 061 2004 GO REFUNDING DEBT SERVITREAS FUND	TREAS FUND	562,466.48	TEXPOOL LOGIC	709,367.57	1,271,834.05
2016 070 BOND FUND	TREAS FUND		TEXPOOL LOGIC		
2016 088 STATE FEES	TREAS FUND	160,504.61	TEXPOOL LOGIC	8,074.86	168,579.47
2016 090 OFFICER'S TRUST	TREAS FUND		TEXPOOL		
2016 091 LIBRARY TRUST - LIDDELL	TREAS FUND	1,620.47	CERT DEPOS	15,000.00	16,620.47
2016 092 LIBRARY TRUST - ROSENSTEIN	TREAS FUND	2,379.10	CERT DEPOS	19,000.00	21,379.10
2016 098 PAYROLL CLEARING	PAYROLL	2,416,474.34			2,416,474.34
2016 100 CHILD ABUSE PREVENTION FUND	TREAS FUND	269.82	TEXPOOL		269.82
2016 101 PRENRIAL DIVERSION	TREAS FUND	8,854.00	TEXPOOL		8,854.00
TOTAL		23,443,347.48		28,563,911.73	52,007,259.21

CHECK ACCOUNT

ACCOUNT BALANCE - TREAS FUND 21,026,873.14
ACCOUNT BALANCE - PAYROLL 2,416,474.34

TOTAL 23,443,347.48

TD0A ACCOUNT

ACCOUNT BALANCE - TEXPOOL 15,774,220.06
ACCOUNT BALANCE - STONE 11,005,691.67
ACCOUNT BALANCE - CERT DEPOS 1,784,000.00

TOTAL 28,563,911.73

ACCOUNT NAME	BEGINNING CASH BALANCE	CASH RECEIPTS	CASH DISBURSEMENTS	ENDING CASH BALANCE
2016 001 GENERAL - GENERAL FUND	3,453,586.03	10,337,581.42	1,502,932.50	12,288,234.95
CASH ON HAND	1,779.00	.00	.00	1,779.00
CASH INVESTED-TEXPOOL	6,028,206.15	1,500,000.00	.00	7,528,206.15
CASH INVESTED - LOGIC	9,545,861.64	8,000,000.00	9,545,861.64	.00
CASH INVESTED - STONE CASTLE	2,005,691.67	8,000,000.00	.00	10,005,691.67
T-BILLS - INVESTMENTS	1,750,000.00	.00	.00	1,750,000.00
CASH INVESTMENT-CD	22,785,124.49	19,837,581.42	11,048,794.14	31,573,911.77
FUND TOTALS				
2016 011 ROAD & BRIDGE 1	561,880.48	1,049,578.06	89,799.70	1,521,658.84
CASH - ROAD & BRIDGE # 1	514,156.31	500,000.00	.00	1,014,156.31
CASH INVESTED - LOGIC	1,019,573.42	500,000.00	1,019,573.42	.00
STONE CASTLE	.00	.00	.00	.00
T-BILL INVESTMENTS	.00	.00	.00	.00
FUND TOTALS	2,095,610.21	2,049,578.06	1,109,373.12	3,035,815.15
2016 012 ROAD & BRIDGE 2	527,927.74	366,981.07	70,899.90	824,008.91
CASH - ROAD & BRIDGE # 2	217,177.02	336,758.81	.00	553,935.83
CASH INVESTED - LOGIC	336,758.81	.00	336,758.81	.00
T-BILL INVESTMENTS	.00	.00	.00	.00
FUND TOTALS	1,081,863.57	703,739.88	407,658.71	1,377,944.74
2016 013 ROAD & BRIDGE 3	470,882.21	839,874.69	124,252.41	1,186,504.49
CASH - ROAD & BRIDGE # 3	484,556.30	810,051.23	.00	1,294,609.53
CASH INVESTED - LOGIC	810,051.23	.00	810,051.23	.00
T-BILL INVESTMENTS	.00	.00	.00	.00
FUND TOTALS	1,765,491.74	1,649,925.92	934,303.64	2,481,114.02
2016 014 ROAD & BRIDGE 4	433,394.02	773,446.34	95,278.99	1,111,561.37
CASH - ROAD & BRIDGE # 4	401,856.02	743,324.99	.00	1,145,181.01
CASH INVESTED - LOGIC	743,324.99	.00	743,324.99	.00
T-BILL INVESTMENTS	.00	.00	.00	.00
FUND TOTALS	1,578,575.03	1,516,771.33	838,603.98	2,256,742.38
2016 019 FM & LATERAL	85,119.08	402,535.95	16.87	487,638.16
CASH - F M & LATERAL	313,497.15	402,292.52	.00	715,789.67
CASH INVESTED - LOGIC	402,292.52	.00	402,292.52	.00
T-BILL INVESTMENT	.00	.00	.00	.00
FUND TOTALS	800,908.75	804,828.47	402,309.39	1,203,427.83
2016 020 TTPC	32,458.46	40,160.17	20,271.49	52,347.14
CASH - T.J.P.C.	5,016.71	.00	.00	5,016.71
CASH INVESTED - LOGIC	10,080.51	.00	10,080.51	.00
FUND TOTALS	47,535.68	40,160.17	30,352.00	57,363.85
2016 021 JUVENILE PROB-ISP	7,192.82	4,813.04	.00	12,005.86
CASH - JUVENILE PROBATION	.00	9,616.28	4,808.14	4,808.14
INVESTMENTS	4,808.14	.00	4,808.14	.00
CASH INVESTED - LOGIC	.00	.00	.00	.00

ACCOUNT NAME	BEGINNING CASH BALANCE	CASH RECEIPTS	CASH DISBURSEMENTS	ENDING CASH BALANCE
2016 022 JUVENILE PROBATION	9,219.94	118.75	.00	9,338.69
CASH - JUV. PROB. DIV	.00	.00	.00	.00
INVESTMENTS	.00	.00	.00	.00
FUND TOTALS	9,219.94	118.75	.00	9,338.69
2016 023 JUVENILE PROB. IV-E	7,949.73	6,042.05	.00	13,991.78
CASH - IV-E	.00	12,072.68	6,036.34	6,036.34
CASH INVESTED	6,036.34	.00	.00	6,036.34
FUND TOTALS	13,986.07	18,114.73	12,072.68	20,028.12
2016 028 ADULT PROBATION	140,164.19	158,552.06	22,474.62	276,241.63
CASH - ADULT PROBATION	75.00	.00	.00	75.00
CASH ON HAND	88,776.28	95,473.58	.00	184,249.86
CASH INVESTED - TEXPOOL	95,473.58	.00	95,473.58	.00
FUND TOTALS	324,489.05	254,025.64	117,948.20	460,566.49
2016 029 COMMUNITY CORRECTIONS	11,121.98	15,786.00	6,659.72	20,248.26
CASH - COMMUNITY CORRECTI	.00	48,210.85	.00	48,210.85
INVESTMENTS	.00	.00	.00	.00
FUND TOTALS	11,121.98	63,996.85	6,659.72	68,459.11
2016 031 CONTRACT ELECTIONS	1,323.01	.53	.00	1,323.54
CASH - CONTRACT ELECTIONS	.00	.00	.00	.00
CASH INVESTED - TEXPOOL	.00	.00	.00	.00
FUND TOTALS	1,323.01	.53	.00	1,323.54
2016 032 DISTRICT CLERK PRESERVATION	25,637.52	10,567.61	950.00	35,255.13
CASH - DISTRICT CLERK PRESVATI	.00	10,043.24	.00	10,043.24
INVESTMENTS	.00	.00	.00	.00
FUND TOTALS	35,680.76	20,610.85	10,993.24	45,298.37
2016 033 COUNTY/DISTRICT TECHNOLOGY FUN	4,640.96	3,196.23	820.49	7,016.70
CASH - COUNTY/DISTRICT TECH	.00	3,014.62	.00	3,014.62
INVESTMENTS	.00	.00	.00	.00
FUND TOTALS	7,655.58	6,210.85	3,835.11	10,031.32
2016 034 COURT REPORTER	6,360.76	30,939.10	1,470.15	35,829.71
CASH - COURT REPORTER FUND	12,182.61	30,144.24	.00	42,326.85
INVESTMENTS	30,144.24	.00	30,144.24	.00
FUND TOTALS	48,687.61	61,083.34	31,614.39	78,156.56
2016 035 PERMANENT IMPROVEMENT	52,542.14	1,202,608.75	.00	1,255,150.89
CASH - PERMANENT IMPROVEM	1,182,524.07	500,000.00	.00	1,682,524.07
CASH INVESTED	1,194,958.94	.00	1,194,958.94	.00
STONE CASTLE	.00	500,000.00	.00	500,000.00
T-BILL INVESTMENTS	.00	.00	.00	.00
FUND TOTALS	2,430,025.15	2,202,608.75	1,194,958.94	3,437,674.96

ACCOUNT NAME	BEGINNING CASH BALANCE	CASH RECEIPTS	CASH DISBURSEMENTS	ENDING CASH BALANCE
2016 037 LAW ENFORCEMENT ED				
CASH - LAW ENFORCEMENT ED	7,905.48	5,028.41	650.00-	12,283.89
CASH INVESTED	3,016.55	5,023.24	5,023.24-	10,039.79
CASH INVESTED - LOGIC	5,023.24	.00	5,673.24-	.00
FUND TOTALS	17,945.27	10,051.65	5,673.24-	22,323.68
2016 038 JP TECH				
CASH - J P TECH FUND	12,047.72	18,447.59	915.89-	29,579.42
INVESTMENTS	.00	33,755.30	16,877.65-	16,877.65
CASH INVESTED - LOGIC	16,877.65	.00	16,877.65-	.00
FUND TOTALS	28,925.37	52,202.89	34,671.19-	46,457.07
2016 040 LAW LIBRARY				
CASH - LAW LIBRARY	38,947.79	56,654.11	397.85-	95,204.05
CASH INVESTED	26,514.16	55,255.26	.00	81,769.42
CASH INVESTED - LOGIC	55,255.26	.00	55,255.26-	.00
FUND TOTALS	120,717.21	111,909.37	55,653.11-	176,973.47
2016 041 CC LIBRARY FUND				
CASH - COOKE COUNTY LIBRA	29,242.63	24,184.90	675.18-	52,752.35
CASH INVESTED	.00	22,235.87	.00	22,235.87
CASH INVESTED - LOGIC	22,235.87	.00	22,235.87-	.00
T-BILL INVESTMENTS	.00	.00	.00	.00
FUND TOTALS	51,478.50	46,420.77	22,911.05-	74,988.22
2016 042 CC HISTORICAL COMM.				
CASH - COOKE CO. HISTORIC	4,069.70	1.65	.00	4,071.35
FUND TOTALS	4,069.70	1.65	.00	4,071.35
2016 043 JP COURTHOUSE SECURITY				
CASH - JP COURTHOUSE SECURITY	10,176.48	5,436.92	24.10-	15,589.30
CASH INVESTED	.00	5,041.11	.00	5,041.11
CASH INVESTED - LOGIC	5,041.11	.00	5,041.11-	.00
FUND TOTALS	15,217.59	10,478.03	5,065.21-	20,630.41
2016 044 COURTHOUSE SECURITY				
CASH - COURTHOUSE SECURIT	78,393.36	103,152.82	.00	181,546.18
CASH INVESTED	56,531.33	100,621.40	.00	157,152.73
CASH INVESTED - LOGIC	100,621.40	.00	100,621.40-	.00
FUND TOTALS	235,546.09	203,774.22	100,621.40-	338,698.91
2016 045 FLOOD DAMAGE				
CASH - FLOOD DAMAGE	17,742.00	.00	.00	17,742.00
CASH INVESTED	.00	.00	.00	.00
CASH INVESTED - LOGIC	.00	.00	.00	.00
FUND TOTALS	17,742.00	.00	.00	17,742.00
2016 046 CHAPTER 19				
CASH - CHAPTER 19	.00	.00	.00	.00
INVESTMENTS	.00	.00	.00	.00
FUND TOTALS	.00	.00	.00	.00
2016 047 CC RECORDS MANAGEMENT				
CASH - CC RECORDS MANAGEMENT	4,442.58	86.68	.00	4,529.26
INVESTMENTS - TEXPOOL	.00	.00	.00	.00
FUND TOTALS	4,442.58	86.68	.00	4,529.26

ACCOUNT NAME	BEGINNING CASH BALANCE	CASH RECEIPTS	CASH DISBURSEMENTS	ENDING CASH BALANCE
2016 048 COUNTY RECORDS MANAGEMENT	41,442.36	132,204.28	464.00-	173,182.64
CASH INVESTED - TEXPOOL	134,744.41	130,648.97	.00	265,393.38
CASH INVESTED - LOGIC	130,648.97	.00	130,648.97-	.00
FUND TOTALS	306,835.74	262,853.25	131,112.97-	438,576.02
2016 049 CC RECORDS PRESERVATION	74,898.49	48,769.41	.00	123,667.90
CASH - RECORDS PRESERVATI	43,582.01	40,414.83	.00	83,996.84
CASH INVESTED - TEXPOOL	40,414.83	.00	40,414.83-	.00
FUND TOTALS	158,895.33	89,184.24	40,414.83-	207,664.74
2016 050 DIST CLERK RECORDS MANAGEMENT	26,959.87	15,451.76	.00	42,411.63
CASH - D/C RECORDS MANAGEMENT	CASH INVESTED	15,067.45	.00	13,067.45
CASH INVESTED - LOGIC	42,027.32	30,519.21	15,067.45-	57,479.08
FUND TOTALS	42,027.32	30,519.21	15,067.45-	57,479.08
2016 051 DISTRICT CLERK ARCHIVE	16,883.63	4,426.91	.00	21,310.54
DISTRICT CLERK ARCHIVE	INVESTMENTS	4,018.39	.00	4,018.39
CASH INVESTED - LOGIC	4,018.39	.00	4,018.39-	.00
FUND TOTALS	20,902.02	8,445.30	4,018.39-	25,328.93
2016 052 COUNTY CLERK ARCHIVE FEE	57,250.01	42,972.12	6,323.96-	93,898.17
CASH -RECORDS ARCHIVE	19,464.67	35,205.53	.00	54,670.20
INVESTMENTS	35,205.53	.00	35,205.53-	.00
CASH INVESTED - LOGIC	111,920.21	78,177.65	41,529.49-	148,568.37
FUND TOTALS	111,920.21	78,177.65	41,529.49-	148,568.37
2016 053 CA CHECK COLLECTING	3,115.52	4,544.00	107.36-	7,552.16
CASH - CHECK COLLECTING &	CASH INVESTED	4,527.11	.00	4,527.11
CASH INVESTED - LOGIC	4,527.11	.00	4,527.11-	.00
FUND TOTALS	7,642.63	9,071.11	4,634.47-	12,079.27
2016 054 DA CHECK COLLECTING	.34	.00	.00	.34
CASH - DA CHECK COLLECTING	CASH INVESTED	.00	.00	.00
CASH INVESTED	.00	.00	.00	.00
FUND TOTALS	.34	.00	.00	.34
2016 056 DISTRICT ATTY FORFEITURE	87,877.12	22,583.78	.00	110,460.90
CASH - D.A. FORFEITURE FU	10,025.73	20,145.73	.00	30,171.46
CASH INVESTED - TEXPOOL	20,145.73	.00	20,145.73-	.00
CASH INVESTED - LOGIC	118,048.58	42,729.51	20,145.73-	140,632.36
FUND TOTALS	118,048.58	42,729.51	20,145.73-	140,632.36
2016 057 D A SEIZURE FUND	51,651.65	4,427.00	8,324.97-	47,753.68
CASH - SEIZURE-LAW	INVESTMENTS	.00	.00	.00
INVESTMENTS	.00	.00	.00	.00
FUND TOTALS	51,651.65	4,427.00	8,324.97-	47,753.68
2016 058 SHERIFF FORFEITURE	10,804.26	37,866.42	1,000.00-	47,670.68
CASH - SHERIFF FORFEITURE	INVESTMENTS	37,656.52	.00	37,656.52
INVESTMENTS	37,656.52	.00	37,656.52-	.00
CASH INVESTED - LOGIC	37,656.52	.00	37,656.52-	.00

ACCOUNT NAME	BEGINNING CASH BALANCE	CASH RECEIPTS	CASH DISBURSEMENTS	ENDING CASH BALANCE
2016 059 JAIL COMMISSARY	21,134.66	50,387.47	305.96	71,216.17
CASH - JAIL COMMISSARY	30,050.53	.00	.00	30,050.53
CASH INVESTED - TEXPOOL	48,210.85	.00	48,210.85	.00
CASH INVESTED - LOGIC	99,396.04	50,387.47	48,516.81	101,266.70
FUND TOTALS				
2016 060 INTEREST & SINKING	.00	.00	.00	.00
CASH - INTEREST & SINKING	.00	.00	.00	.00
CASH INVESTED	.00	.00	.00	.00
CASH INVESTED - LOGIC	.00	.00	.00	.00
T-BILL INVESTMENTS	.00	.00	.00	.00
FUND TOTALS	.00	.00	.00	.00
2016 061 2004 GO REFUNDING DEBT SERVICE	170,215.77	392,250.71	.00	562,466.48
CASH - 2004 GO REFUNDING D/S	325,735.66	383,631.91	.00	709,367.57
CASH INVESTED	383,631.91	.00	383,631.91	.00
CASH INVESTED - LOGIC	.00	.00	.00	.00
T-BILL INVESTMENTS	.00	.00	.00	.00
FUND TOTALS	879,583.34	775,882.62	383,631.91	1,271,834.05
2016 070 BOND FUND	.00	.00	.00	.00
CASH - CONSTRUCTION FUND	.00	.00	.00	.00
CASH INVESTED	.00	.00	.00	.00
CASH INVESTED - LOGIC	.00	.00	.00	.00
FUND TOTALS	.00	.00	.00	.00
2016 088 STATE FEES	97,799.20	62,707.30	1.89	160,504.61
CASH - STATE FEES	.00	8,074.86	.00	8,074.86
CASH INVESTED	8,074.86	.00	8,074.86	.00
CASH INVESTED - LOGIC	105,874.06	70,782.16	8,076.75	168,579.47
FUND TOTALS				
2016 090 OFFICER'S TRUST	.00	.00	.00	.00
CASH-OFFICERS TRUST	.00	.00	.00	.00
CASH INVESTED	.00	.00	.00	.00
CASH INVESTED - LOGIC	.00	.00	.00	.00
FUND TOTALS	.00	.00	.00	.00
2016 091 LIBRARY TRUST - LIDDELL	1,619.82	.65	.00	1,620.47
CASH-LIBRARY TRUST/LIDDELL	15,000.00	.00	.00	15,000.00
CD INVESTMENT	16,619.82	.65	.00	16,620.47
FUND TOTALS				
2016 092 LIBRARY TRUST - ROSENSTEIN	2,347.53	51.08	19.51	2,379.10
CASH-LIBRARY TRUST/ROSENSTEIN	19,000.00	.00	.00	19,000.00
CD INVESTMENT	21,347.53	51.08	19.51	21,379.10
FUND TOTALS				
2016 098 PAYROLL CLEARING	1,490,286.68	926,187.66	.00	2,416,474.34
CASH - PAYROLL CLEARING	.00	.00	.00	.00
INVESTMENTS	1,490,286.68	926,187.66	.00	2,416,474.34
FUND TOTALS				
2016 100 CHILD ABUSE PREVENTION FUND	269.72	.10	.00	269.82
CASH-CHILD ABUSE PREVENTION				

