

AFFIDAVIT

STATE OF TEXAS

COUNTY OF COOKE


The members of the Commissioners' Court of Cooke County, Texas, state as follows:

The requirement of Subsection (C) of the Texas Local Government Code, §114.026 have been met for the term of June 2015. The amount of cash and other assets in the custody of the County Treasurer at the time of examination are:

Cash (includes on hand, money market accounts, and short term investments) \$ 32,504,953.07.

Other Assets (long term investments) \$ 0.00.

Sworn to and subscribed this 27 day of July 2015.



Jason Brinkley, Cooke County Judge



Gary Hollowell, Commissioner, Pct 1



B. C. Lemons, Commissioner, Pct 2



Al Smith, Commissioner, Pct 3



Leon Klement, Commissioner, Pct 4

ATTEST:



Rebecca Lawson, County Clerk

FILED FOR RECORD

15 AUG -3 AM 11: 17


REBECCA LAWSON
COUNTY CLERK, COOKE CO. TX


BY  DEPUTY

FINANCIAL REPORTS


June 2015


In accordance with Local Government Code 114.026, this affidavit states the current cash and reports in the custody of the county treasurer as of this date of June 30, 2015.



Jason Brinkley,
Cooke County Judge


Rebecca Lawson,
Cooke County Clerk


Gary Hollowell,
Commissioner Pct. #1


B. C. Lemons,
Commissioner Pct. #2


Al Smith,
Commission Pct. #3


Leon Klement,
Commissioner Pct. #4



MONTHLY REPORT

JUNE 2015

PATTY BRENNAN

COOKE COUNTY TREASURER

DATE 07/09/2015

BANK RECONCILIATION FOR PAYROLL
TOTALS

BNK010 PAGE 6

| | | |
|---|----------------------|-----|
| PRIOR MONTH ENDING BANK STATEMENT BALANCE | \$227,865.05 | |
| CLEARED DEPOSITS | \$904,178.45 | 3 |
| CLEARED ADDITIONS | \$.00 | |
| CLEARED CHECKS | \$113,785.23- | 101 |
| CLEARED DEDUCTIONS | <u>\$881,295.28-</u> | 6 |

CURRENT MONTH ENDING BANK STATEMENT BALANCE \$136,962.99

| | | |
|---|---------------|---|
| CURRENT MONTH ENDING BANK STATEMENT BALANCE | \$136,962.99 | |
| OUTSTANDING DEPOSITS | \$.00 | |
| OUTSTANDING ADDITIONS | \$.00 | |
| OUTSTANDING CHECKS | \$9,740.74- | 9 |
| OUTSTANDING DEDUCTIONS | <u>\$.00</u> | |

RECONCILED BOOK BALANCE \$127,222.25

ENDING STATEMENT DATE 06/30/2015 CLERK: PB

| | | |
|---|---------------------|-----------|
| PRIOR MONTH ENDING BANK STATEMENT BALANCE | \$1,554,123.49 | |
| CLEARED DEPOSITS | \$2,454,188.18 | 289 |
| CLEARED ADDITIONS | \$44,789.48 | 3 |
| CLEARED CHECKS | \$2,019,511.27- | 561 |
| CLEARED DEDUCTIONS | <u>\$69,503.52-</u> | 5 |
| CURRENT MONTH ENDING BANK STATEMENT BALANCE | \$1,964,086.36 | |
| CURRENT MONTH ENDING BANK STATEMENT BALANCE | \$1,964,086.36 | |
| OUTSTANDING DEPOSITS | \$20.00 | 1 |
| OUTSTANDING ADDITIONS | \$.00 | |
| OUTSTANDING CHECKS | \$384,917.52- | 522 |
| OUTSTANDING DEDUCTIONS | <u>\$.00</u> | |
| RECONCILED BOOK BALANCE | \$1,579,188.84 | |
| ENDING STATEMENT DATE | 06/30/2015 | CLERK: PB |

C.D. INVESTMENTS

LANDMARK BANK

JUNE 2015

| <u>C.D.#</u> | <u>PURCHASE DATE</u> | <u>AMOUNT</u> | <u>MAT. DATE</u> |
|---------------------------|----------------------|---------------|------------------|
| GEN/4170805685 | May 24, 2015 | 500,000.00 | May 24, 2017 |
| GEN/4170805677 | May 24, 2015 | 500,000.00 | May 24, 2017 |
| Library - Liddell 4761 | Jan 15, 2014 | 7,500.00 | July 15, 2015 |
| Library - Liddell 4779 | Jan 15, 2014 | 7,500.00 | July 15, 2015 |
| Library - Rosenstein 5099 | Jun 12, 2014 | 11,000.00 | Sept. 12, 2017 |
| Library - Rosenstein 5198 | Sept 16, 2014 | 8,000.00 | Dec. 16, 2017 |

INT. EARNED MONTHLY:

2-Gen CD's @ .52%
2-Liddell CD's @ .25%
2-Rosenstein CD's @ 1.05%

Interest is deposited into the Treasurer's Fund. The 2 Gen CD's interest is deposited monthly, and the 4 Library's CD's interest is deposited quarterly.

PROSPERITY BANK

| | | | |
|--------------|---------------|------------|---------------|
| GEN/14401708 | Sept 17, 2013 | 250,000.00 | Sept 17, 2015 |
|--------------|---------------|------------|---------------|

INT. EARNED MONTHLY:

Gen CD @ .50%

Interest accrues monthly and is deposited quarterly with depository bank into the Treasurer's Fund.

C.D. INVESTMENTS

THE FIRST STATE BANK

JUNE 2015

| <u>C.D.#</u> | <u>PURCHASE DATE</u> | <u>AMOUNT</u> | <u>MAT. DATE</u> |
|--------------|----------------------|---------------|------------------|
| GEN/17445 | Sept 17, 2013 | 250,000.00 | Sept 17, 2015 |

INT. EARNED MONTHLY:

Gen CD @ .65%

Interest accrues monthly and is deposited with depository bank into Treasurer's Fund.

MUENSTER STATE BANK

| | | | |
|----------|---------------|------------|---------------|
| GEN/2129 | Sept 17, 2013 | 250,000.00 | Sept 17, 2015 |
|----------|---------------|------------|---------------|

INT. EARNED MONTHLY:

Gen CD @ .75%

Interest accrues monthly and is deposited monthly with depository bank into the Treasurer's Fund.

Cooke County
Attn: Patty Brennan
101 S. Dixon Street
Gainesville, TX 76240

Depositor Statement

June 1, 2015 - June 30, 2015

Account #: 104791304900

Account at-a-Glance

| | |
|-------------------------------------|--------------|
| Beginning Balance | 2,002,165.25 |
| + Net Deposits | 0.00 |
| + Net Accrued Interest ² | 213.80 |
| Ending Balance | 2,002,379.05 |
| Days In Period ⁴ | 30 |
| Average Daily Balance ⁵ | 2,002,165.25 |
| Net APY This Period ⁶ | 0.1300 |
| Available Balance ⁷ | 2,002,165.25 |

Depositor Information

Website: www.ficaaccount.com
Support Center: (866) 343-5516

Account Transactions

| Description | Date | Amount(USD\$) |
|-------------|------|---------------|
|-------------|------|---------------|

No transactions in this period

Bank Deposit Detail

| Depository Bank | FDIC# | Balance(USD\$) |
|---------------------------------|-------|----------------|
| Bank of China - New York Branch | 33653 | 8,344.73 |
| BankUnited National Association | 58979 | 61,984.31 |
| BofI Federal Bank | 35546 | 222,809.99 |
| Carver Federal Savings Bank | 30394 | 1,122.24 |
| Celtic Bank | 57056 | 505.24 |
| Community Trust Bank | 12614 | 870.92 |
| Customers Bank | 34444 | 147,838.60 |
| EagleBank | 34742 | 103,409.13 |
| East West Bank | 31628 | 7,324.33 |
| First Bank | 12229 | 74,051.77 |
| First Choice Bank | 58471 | 25,969.45 |
| First Foundation Bank | 58647 | 18,738.81 |
| First Internet Bank of Indiana | 34607 | 531.58 |
| Genesee Regional Bank | 26333 | 924.28 |
| Georgia Commerce Bank | 57521 | 1,130.02 |
| Grandpoint Bank | 58390 | 510.48 |
| Great Western Bank | 15289 | 217,612.11 |
| Hancock Bank | 12441 | 62,624.17 |
| Happy State Bank | 10359 | 22,778.38 |

Depositor Statement

Cooke County
Attn: Patty Brennan
101 S. Dixon Street
Gainesville, TX 76240

June 1, 2015 - June 30, 2015

Account #: 104791304900

| Depository Bank | FDIC# | Balance(USD\$) |
|---|-------|---------------------|
| High Plains Bank | 418 | 606.45 |
| Hingham Institution for Savings | 90211 | 813.90 |
| IBERIABANK | 28100 | 999.44 |
| Independent Bank | 3076 | 918.68 |
| Landmark Community Bank | 57112 | 748.84 |
| MINT National Bank | 58764 | 871.30 |
| Merchants Bank of Indiana | 8056 | 21,978.89 |
| Metropolitan National Bank | 34699 | 621.20 |
| Nationwide Bank | 34710 | 5,437.09 |
| Rockville Bank | 18203 | 246,705.36 |
| Signature Bank | 57053 | 245,451.97 |
| Southwest Bank | 18812 | 4,220.82 |
| Sovereign Bank National Association | 29950 | 243,134.48 |
| Stonegate Bank | 57934 | 603.40 |
| Texas Capital Bank National Association | 34383 | 10,697.79 |
| Valley National Bank | 9396 | 222,504.82 |
| ViewPoint Bank National Association | 58006 | 15,179.08 |
| Washington Trust Company of Westery | 23623 | 1,591.20 |
| Aggregate Net Accrued Interest ³ | | 213.80 |
| Total | | 2,002,379.05 |

Disclosure Information

¹ The Federally Insured Cash Account (FICA) is not a member of the Federal Deposit Insurance Corporation (FDIC), but the banks in which your money is deposited are FDIC members. The FDIC is an independent agency of the U.S. government that protects the funds depositors place in FDIC insured institutions. FDIC deposit insurance is backed by the full faith and credit of the U.S. government.

² Net Accrued Interest is the estimated amount of your accrued interest earned for the current month less any FICA Fee with respect to such interest. Net Accrued Interest cannot be withdrawn from your account until it is credited to the account. There is no guarantee that you will receive the full amount as stated. Refer to the U.S. Bank Custodial Statement, provided via ficaaccount.com, for further details regarding interest earned and fees charged. Net Accrued Interest is for informational purposes only.

³ Aggregate Net Accrued Interest is the sum of the current month's Net Accrued Interest and any prior period Net Accrued Interest not yet paid.

⁴ Days In Period ("DIP") is the number of days in the period beginning on, and including the later of, the first day of the month or the business day your initial deposit is received by the FICA Custodian if received on or before 11:00AM EST or the business day immediately following if received after 11:00AM EST, and ending on, and including, the last day of the month. DIP does not include any date on which the balance is zero.

⁵ Average Daily Balance is the sum of your beginning balance plus any deposits less any withdrawals averaged across number of days in Days In Period.

⁶ Net APY This Period is the annualized yield that reflects the relationship between the net interest received plus any Net Accrued Interest and the Average Daily Balance for the statement period.

⁷ Available Balance reflects the amount that can be withdrawn as of the date of the statement. This balance is the Ending Balance less the Aggregate Net Accrued Interest amount.

We encourage you to compare the information provided in our statement with the U.S. Bank custody statement. You may access your U.S. Bank custody statement by calling 1-866-343-5516.

StoneCastle Cash Management, LLC is an SEC Registered Investment Advisor. StoneCastle Cash Management, LLC is an affiliate of StoneCastle Partners, LLC, a leading asset management and financial services company dedicated to investing and serving the community banking sector. Performance data shown represents past performance, and is no guarantee of future results. Rates may change without notice. Please read the Terms and Conditions relating to the FICA program for more complete information and the governing terms of the account. Review your statement for accuracy. If you have any questions regarding your account, contact a FICA representative. Registration with the SEC does not imply a particular level of skill or training.

INVESTMENTS-TEXPOOL
PATTY BRENNAN, COOKE COUNTY TREASURER
JUNE 2015

| ACCT NAME | BALANCE FORWARD | DEPOSITS | WITH- DRAWALS | CURRENT INTEREST | ENDING BALANCE |
|---------------------------|------------------------|---------------------|----------------------|---------------------|------------------------|
| GENERAL | \$ 5,017,564.92 | \$ - | \$ - | \$ 237.11 | \$ 5,017,802.03 |
| R & B -1 | \$ 528,278.02 | \$ - | \$ 115,000.00 | \$ 20.28 | \$ 413,298.30 |
| R & B -2 | \$ 186,885.15 | \$ - | \$ 100,000.00 | \$ 4.72 | \$ 86,889.87 |
| R & B -3 | \$ 458,723.23 | \$ - | \$ 50,000.00 | \$ 19.61 | \$ 408,742.84 |
| R & B -4 | \$ 516,103.41 | \$ - | \$ 115,000.00 | \$ 19.69 | \$ 401,123.10 |
| FM & L | \$ 63,109.74 | \$ - | \$ - | \$ 3.00 | \$ 63,112.74 |
| TJPC | \$ 10,005.37 | \$ - | \$ - | \$ 0.60 | \$ 10,005.97 |
| ADULT PROB | \$ 38,642.01 | \$ - | \$ - | \$ 1.80 | \$ 38,643.81 |
| COURT REP | \$ 12,159.97 | \$ - | \$ - | \$ 0.60 | \$ 12,160.57 |
| PERM IMP | \$ 630,721.62 | \$ - | \$ - | \$ 29.78 | \$ 630,751.40 |
| LAW ENFORCEMENT ED | \$ 10,006.91 | \$ - | \$ 5,000.00 | \$ 0.34 | \$ 5,007.25 |
| LAW LIBRARY | \$ 26,464.42 | \$ - | \$ - | \$ 1.20 | \$ 26,465.62 |
| CH SECURITY | \$ 31,434.91 | \$ - | \$ - | \$ 1.50 | \$ 31,436.41 |
| REC MGMT | \$ 109,508.17 | \$ - | \$ - | \$ 5.20 | \$ 109,513.37 |
| REC PRESV | \$ 43,500.30 | \$ - | \$ - | \$ 2.10 | \$ 43,502.40 |
| ARCHIVE | \$ 19,428.33 | \$ - | \$ - | \$ 0.90 | \$ 19,429.23 |
| DIST ATTY FORFEITURE | \$ 10,006.91 | \$ - | \$ - | \$ 0.60 | \$ 10,007.51 |
| JAIL COMMISSARY | \$ 10,006.91 | \$ - | \$ - | \$ 0.60 | \$ 10,007.51 |
| STATE FEES | \$ 2,303.63 | \$ - | \$ - | \$ - | \$ 2,303.63 |
| 2004 GO-REFUNDING | \$ 375,076.75 | \$ - | \$ - | \$ 17.76 | \$ 375,094.51 |
| TOTAL: TREAS FUND | \$ 8,099,930.68 | \$ - | \$ 385,000.00 | \$ 367.39 | \$ 7,715,298.07 |
| | | | | | |
| YEAR - TO - DATE INTEREST | BAL FORWARD | CURRENT INT. | BALANCE | | |
| | \$ 2,006.41 | \$ 367.39 | \$ 2,373.80 | | |
| | | | | | |
| AVG. YEILD FOR JUNE 2015 | 0.06% | MKT VALUE PER SHARE | \$ 1.00 | | |

INVESTMENTS-LOGIC
PATTY BRENNAN, COOKE COUNTY TREASURER
JUNE 2015

| ACCT NAME | BALANCE FORWARD | DEPOSITS | WITH-DRAWALS | CURRENT INTEREST | ENDING BALANCE |
|------------------------|------------------|--------------|-----------------|------------------|------------------|
| GENERAL | \$ 12,519,940.95 | \$ - | \$ 1,000,000.00 | \$ 1,195.78 | \$ 11,521,136.73 |
| R & B -1 | \$ 1,217,027.13 | \$ - | \$ - | \$ 124.92 | \$ 1,217,152.05 |
| R & B -2 | \$ 436,022.70 | \$ - | \$ - | \$ 44.75 | \$ 436,067.45 |
| R & B -3 | \$ 1,107,941.19 | \$ - | \$ - | \$ 113.70 | \$ 1,108,054.89 |
| R & B -4 | \$ 941,458.57 | \$ - | \$ - | \$ 96.63 | \$ 941,555.20 |
| FM & L | \$ 701,274.74 | \$ - | \$ - | \$ 71.97 | \$ 701,346.71 |
| TJPC | \$ 40,039.70 | \$ - | \$ - | \$ 4.13 | \$ 40,043.83 |
| JUV-ISP | \$ 4,793.70 | \$ - | \$ - | \$ 0.56 | \$ 4,794.26 |
| JUV-IVE | \$ 6,018.51 | \$ - | \$ - | \$ 0.60 | \$ 6,019.11 |
| ADULT PROB | \$ 165,124.22 | \$ 30,000.00 | \$ - | \$ 19.33 | \$ 195,143.55 |
| DIST CLK PRESERVATION | \$ 10,013.37 | \$ - | \$ - | \$ 0.99 | \$ 10,014.36 |
| CTY/DIST TECH | \$ 3,005.81 | \$ - | \$ - | \$ 0.30 | \$ 3,006.11 |
| COURT REP | \$ 30,054.59 | \$ - | \$ - | \$ 3.08 | \$ 30,057.67 |
| PERM IMP | \$ 1,291,754.80 | \$ - | \$ - | \$ 132.60 | \$ 1,291,887.40 |
| LAW ENFORCEMENT ED | \$ 5,008.18 | \$ - | \$ - | \$ 0.56 | \$ 5,008.74 |
| JP-TECH | \$ 19,827.33 | \$ - | \$ 3,000.00 | \$ 1.78 | \$ 16,829.11 |
| LAW LIBRARY | \$ 50,090.92 | \$ 5,000.00 | \$ - | \$ 5.55 | \$ 55,096.47 |
| CC LIBRARY | \$ 22,169.72 | \$ - | \$ - | \$ 2.28 | \$ 22,172.00 |
| JP-CH SECURITY | \$ 15,022.54 | \$ - | \$ - | \$ 1.52 | \$ 15,024.06 |
| C H SECURITY | \$ 175,296.58 | \$ - | \$ - | \$ 17.99 | \$ 175,314.57 |
| REC MGMT | \$ 155,252.45 | \$ - | \$ - | \$ 15.94 | \$ 155,268.39 |
| REC PRESV | \$ 125,228.97 | \$ 15,000.00 | \$ - | \$ 14.05 | \$ 140,243.02 |
| DIST CLK REC MGMT | \$ 15,022.57 | \$ - | \$ - | \$ 1.52 | \$ 15,024.09 |
| DIST CLK ARCHIVE | \$ 4,006.59 | \$ - | \$ - | \$ 0.34 | \$ 4,006.93 |
| ARCHIVE | \$ 60,084.34 | \$ - | \$ - | \$ 6.17 | \$ 60,090.51 |
| CTY ATTY CHECK COLLECT | \$ 7,512.48 | \$ - | \$ - | \$ 0.81 | \$ 7,513.29 |
| DIST ATTY FORFEITURE | \$ 120,075.27 | \$ - | \$ - | \$ 12.33 | \$ 120,087.60 |

INVESTMENTS-LOGIC

PATTY BRENNAN, COOKE COUNTY TREASURER

JUNE 2015

| | | | | | |
|--------------------|-------------------------|---------------------|------------------------|--------------------|-------------------------|
| SHERIFF FORFEITURE | \$ 57,529.28 | \$ - | \$ - | \$ 5.91 | \$ 57,535.19 |
| JAIL COMMISSARY | \$ 48,067.38 | \$ - | \$ - | \$ 4.94 | \$ 48,072.32 |
| STATE FEES | \$ 28,047.13 | \$ - | \$ - | \$ 2.88 | \$ 28,050.01 |
| 2012 GO REFUNDING | \$ 592,511.99 | \$ 15,000.00 | \$ - | \$ 61.98 | \$ 607,573.97 |
| TOTAL: TREAS FUND | <u>\$ 19,975,223.70</u> | <u>\$ 65,000.00</u> | <u>\$ 1,003,000.00</u> | <u>\$ 1,965.89</u> | <u>\$ 19,039,189.59</u> |

| | | | |
|---------------------------|--------------|---------------------|--------------|
| YEAR - TO - DATE INTEREST | BAL FORWARD | CURRENT INT. | BALANCE |
| | \$ 11,107.20 | \$ 1,965.89 | \$ 13,073.09 |
| AVG. YEILD FOR JUNE 2015 | 0.12% | MKT VALUE PER SHARE | \$ 1.00 |



EL CAMPO, TX

Pledge Security Listing

June 30, 2015



| ID | CUSIP | Description | Safekeeping Location | Safekeeping Receipt | Coupon | Maturity Date | Call Date | Moody | S&P | Fitch | FASB115 | Face Amount | Current Par | Current Book Value | Market Value | Gain(Loss) |
|-------------------------------|-----------|--------------|----------------------|---------------------|--------|---------------|-----------|-------|-----|-------|---------|----------------|-------------------|--------------------|-------------------|-------------------|
| COOKE COUNTY | | | | | | | | | | | | | | | | |
| 2047 | 3128MBNA1 | FHLMC G12885 | FHLB | x | 5.00 | 06/01/2021 | | AAA | AA+ | AAA | HTM | 155,326 | 13,551.83 | 13,551.61 | 14,445.20 | 893.59 |
| 2107 | 31410G558 | FNMA 889257 | FHLB | x | 5.00 | 04/01/2021 | | AAA | AA+ | AAA | HTM | 105,405 | 8,975.68 | 8,975.53 | 9,549.80 | 574.28 |
| 3643 | 3128MMQX4 | FHLMC G18469 | FHLB | | 2.00 | 06/01/2028 | | AAA | AA+ | AAA | HTM | 212,158 | 172,580.47 | 173,257.06 | 170,296.78 | (2,960.26) |
| Total for COOKE COUNTY | | | | | | | | | | | | 472,889 | 195,027.98 | 195,784.20 | 194,291.78 | (1,492.41) |



CC1 PROD

AS OF CLOSE OF BUSINESS 06-30-2015

DISTRB PT 11

PLEDGEE: COOKE COUNTY
100 S. DIXON
RM. 106
J78M INSTITUTION ID: #J78M

GAINESVILLE TX 76240
HOLDER : 081500862 - LANDMARK BANK
ACCOUNT: J78M - *COOKE COUNTY
CUSIP #

RESP FRB:H1

| | | | BVF | PAR BALANCE | BOOK VALUE |
|-----------|----------------------|----------|--------------|---------------|---------------|
| 31300LVHS | FMAR 848716 G | 01-01-37 | 0.5960400000 | 200,000.00 | 119,208.00 |
| 3133TTX48 | FGRA 23262Q 06/15/31 | 06-15-31 | 0.2009209600 | 300,000.00 | 60,276.29 |
| 313378CR0 | 2.25 FHLB 22 KW | 03-11-22 | 1.0000000000 | 8,000,000.00 | 8,000,000.00 |
| 3136ACLE9 | FNRM RC025BD R13F025 | 03-25-33 | 0.8150455600 | 1,400,000.00 | 1,141,063.78 |
| 3136AKJX0 | FNRM CL041CM R14F041 | 06-25-40 | 0.9003127500 | 1,000,000.00 | 900,312.75 |
| 3137B1CT7 | FGRM 4195LH 12/15/31 | 12-15-31 | 0.8391665700 | 600,000.00 | 503,499.94 |
| 31392WB41 | FGRM 2512PG 10/15/22 | 10-15-22 | 0.3442519300 | 400,000.00 | 137,700.77 |
| 31394CMY5 | FNRM CL016LE R05F016 | 07-25-33 | 0.2292795100 | 1,100,000.00 | 252,207.46 |
| 31394H2Q3 | FGRM 2662DH 08/15/23 | 08-15-23 | 0.9531402000 | 1,200,000.00 | 1,143,768.24 |
| 31394R3X8 | FGRM 2754PD 11/15/32 | 11-15-32 | 0.0943381200 | 100,000.00 | 9,433.81 |
| 31395HVM9 | FGRA 2896BZ 11/15/34 | 11-15-34 | 1.6575710300 | 200,000.00 | 331,514.21 |
| 31396ALL6 | FGRM 3035DP 10/15/34 | 10-15-34 | 0.1208396100 | 2,100,000.00 | 253,763.18 |
| 38374F2L7 | GNRM 2004-24 ZM | 04-20-34 | 1.5959097783 | 700,000.00 | 1,117,136.84 |
| | | | SUBTOTAL: | 17,300,000.00 | 13,969,885.27 |
| | | | GRAND TOTAL: | 17,300,000.00 | 13,969,885.27 |

IP Pledged Securities

Landmark Bank 5961
Columbia, MO
From 6/1/2015 To 6/30/2015

Customer ID: 5961
Report Date: 7/1/2015
PAS Rep: Vance Roe
Account Rep: Bob Fitzpatrick

| Cusip Grp | Intent Ticket | Description | Loc | Safekeeping Agent | Rate | Maturity | Original Face Par/Current Face | S & P Moody | Date Priced | Book Value Market Value |
|---|---------------|-------------------------|---------------|----------------------|---------------|--------------|--------------------------------|-------------|---------------|-------------------------|
| PLEGGED TO: J7BM COOKE COUNTY | | | | | | | | | | |
| 313378CR0 | AFS | | FED | FEDERAL RESERVE BANK | | | 5,000,000.00 | AA+ | 06/30/2015 | 5,077,920.17 |
| AGY | 956483 | FED HOME LN BK | | | 2.2500 | 03/11/2022 | 5,000,000.00 | Aaa | | 5,031,549.85 |
| 313378CR0 | AFS | | FED | FEDERAL RESERVE BANK | | | 3,000,000.00 | AA+ | 06/30/2015 | 3,044,750.96 |
| AGY | 965653 | FED HOME LN BK | | | 2.2500 | 03/11/2022 | 3,000,000.00 | Aaa | | 3,018,929.91 |
| 31300LVH5 | AFS | | FED | FEDERAL RESERVE BANK | | | 200,000.00 | | 06/30/2015 | 127,803.03 |
| MB3 | 851172 | FHLMC ARM POOL #848716 | | | 2.4440 | 01/01/2037 | 119,208.00 | | | 127,521.56 |
| 3133TTX48 | AFS | | FED | FEDERAL RESERVE BANK | | | 300,000.00 | | 06/30/2015 | 68,441.78 |
| MB4 | 783451 | fhmc remic ser 2326 ZQ | | | 6.5000 | 06/15/2031 | 60,276.29 | NR | | 68,503.04 |
| 3136ACLE9 | AFS | | FED | FEDERAL RESERVE BANK | | | 1,400,000.00 | | 06/30/2015 | 1,110,832.64 |
| MB4 | 879680 | FNM13025 BD | | | 2.0000 | 03/25/2033 | 1,141,063.78 | Nr | | 1,137,309.66 |
| 3136AKJK0 | AFS | | FED | FEDERAL RESERVE BANK | | | 1,000,000.00 | | 06/30/2015 | 856,723.13 |
| MB4 | 916714 | FNR 2014-41 CM | | | 1.5000 | 06/25/2040 | 900,312.75 | Nr | | 873,256.52 |
| 3137B1CT7 | AFS | | FED | FEDERAL RESERVE BANK | | | 600,000.00 | | 06/30/2015 | 484,855.57 |
| MB4 | 882621 | FHL4195 LH | | | 1.5000 | 12/15/2031 | 503,499.94 | Nr | | 499,536.39 |
| 31392WB41 | AFS | | FED | FEDERAL RESERVE BANK | | | 400,000.00 | | 06/30/2015 | 147,855.66 |
| MB4 | 719835 | FHL2512 PG | | | 5.5000 | 10/15/2022 | 137,700.77 | NR | | 150,842.80 |
| 31394CMY5 | AFS | | FED | FEDERAL RESERVE BANK | | | 1,100,000.00 | | 06/30/2015 | 255,756.33 |
| MB4 | 733876 | FNM05016 LE | | | 5.5000 | 07/25/2033 | 252,207.46 | NR | | 256,931.56 |
| 31394H2Q3 | AFS | | FED | FEDERAL RESERVE BANK | | | 1,200,000.00 | | 06/30/2015 | 1,226,211.76 |
| MB4 | 887207 | FHL2662 DH | | | 5.0000 | 08/15/2023 | 1,143,768.24 | NR | | 1,243,270.37 |
| 31394RJX8 | AFS | | FED | FEDERAL RESERVE BANK | | | 100,000.00 | | 06/30/2015 | 9,521.77 |
| MB4 | 704476 | FHLMC REMIC SER 2754 PD | | | 5.0000 | 11/15/2032 | 9,433.81 | NR | | 9,534.91 |
| 31395HVM9 | AFS | | FED | FEDERAL RESERVE BANK | | | 200,000.00 | | 06/30/2015 | 365,541.49 |
| MB4 | 856892 | FHL2896 BZ | | | 5.0000 | 11/15/2034 | 331,514.21 | Nr | | 362,186.88 |
| 31396ALL6 | AFS | | FED | FEDERAL RESERVE BANK | | | 2,100,000.00 | | 06/30/2015 | 259,270.71 |
| MB4 | 746903 | FHL3035 DP | | | 5.5000 | 10/15/2034 | 253,763.18 | NR | | 262,367.03 |
| 38374F2L7 | AFS | | FED | FEDERAL RESERVE BANK | | | 700,000.00 | | 06/30/2015 | 1,242,360.25 |
| MB4 | 844136 | GNM04024 ZM | | | 5.0000 | 04/20/2034 | 1,117,136.84 | Nr | | 1,253,249.88 |
| TOTAL PLEDGE FOR PLEDGE ID: J7BM COOKE COUNTY | | | | | | | | | | |
| Total Pledged: | 14 | Orig Face: | 17,300,000.00 | Current Face: | 13,969,885.27 | Market Value | 14,294,990.36 | Book Value: | 14,277,845.25 | |

FTN Financial Group and its affiliates (FTN) provide bond rating information as a service to its clients. FTN obtains this information from third party sources that we consider reliable but we make no representation or warranty as to its completeness or accuracy. The information provided is as of the date shown and FTN does not perform an independent analysis to confirm this information.

Landmark Bank, N.A.
 Cooke County
 As of: Tuesday, June 30, 2015

Detail Section:

| <u>Account No.</u> | <u>Balance</u> | <u>Int Rate</u> | <u>Type</u> | <u>Officer</u> |
|--------------------|----------------|-----------------|-------------|----------------|
| 28002408 | \$0 | 0.00% | TDSV | R1B |
| 28002416 | \$0 | 0.00% | TDSV | R1B |
| 28900090 | \$136,963 | 0.00% | CK | R1B |
| 28900287 | \$1,964,086 | 0.42% | CK | R1B |
| 28900325 | \$5,500 | 0.00% | CK | R1B |
| 28900333 | \$0 | 0.00% | CK | R1B |
| 28900341 | \$20,600 | 0.00% | CK | R1B |
| 28900368 | \$90,794 | 0.42% | CK | R1B |
| 28900376 | \$117,545 | 0.00% | CK | R1B |
| 28900384 | \$7 | 0.00% | CK | R1B |
| 28900392 | \$3,702 | 0.00% | CK | R1B |
| 28900406 | \$67,146 | 0.00% | CK | R1B |
| 28900414 | \$201 | 0.00% | CK | R1B |
| 28900422 | \$0 | 0.00% | CK | R1B |
| 28900449 | \$663,158 | 0.00% | CK | R1B |
| 28900457 | \$0 | 0.00% | CK | R1B |
| 28900465 | \$0 | 0.00% | CK | R1B |
| 28900481 | \$70,413 | 0.00% | CK | R1B |
| 28900511 | \$1,816 | 0.00% | CK | R1B |
| 28900538 | \$1,796 | 0.00% | CK | R1B |
| 28901259 | \$12,180 | 0.00% | CK | ELE |
| 28901593 | \$0 | 0.00% | CK | JDH |
| 4170003539 | \$40,709 | 0.00% | CK | R1B |
| 4170009684 | \$0 | 0.00% | CK | R1B |
| 4170009700 | \$1,134 | 0.00% | CK | R1B |
| 4170013934 | \$0 | 0.00% | CK | JDH |
| 4170023065 | \$13,289 | 0.00% | CK | R1B |
| 4170800744 | \$0 | 0.00% | TDSV | JDH |
| 4170800751 | \$0 | 0.00% | TDSV | JDH |
| 4170801528 | \$0 | 0.00% | TDSV | R1B |
| 4170801536 | \$0 | 0.00% | TDSV | R1B |
| 4170802286 | \$0 | 0.00% | TDSV | JDH |
| 4170802294 | \$0 | 0.00% | TDSV | JDH |
| 4170802849 | \$0 | 0.00% | TDSV | JDH |
| 4170802856 | \$0 | 0.00% | TDSV | JDH |
| 4170803896 | \$0 | 0.00% | TDSV | R1B |
| 4170803904 | \$0 | 0.00% | TDSV | R1B |
| 4170804019 | \$0 | 0.00% | TDSV | R1B |

7/2/2015 10:48:52 AM

| | | | | |
|------------|-----------|-------|------|-----|
| 4170804142 | \$0 | 0.00% | TDSV | R1B |
| 4170804159 | \$0 | 0.00% | TDSV | R1B |
| 4170804415 | \$0 | 0.00% | TDSV | T1G |
| 4170804423 | \$0 | 0.00% | TDSV | T1G |
| 4170804761 | \$7,500 | 0.25% | TDSV | T1G |
| 4170804779 | \$7,500 | 0.25% | TDSV | T1G |
| 4170805073 | \$0 | 0.00% | TDSV | T1G |
| 4170805081 | \$0 | 0.00% | TDSV | T1G |
| 4170805198 | \$8,000 | 1.05% | TDSV | JDH |
| 4170805677 | \$500,000 | 0.52% | TDSV | T1G |
| 4170805685 | \$500,000 | 0.52% | TDSV | T1G |

Collateral Section:

| <u>Description / LOC No.</u> | <u>Amount</u> | <u>Maturity Date</u> |
|------------------------------|---------------|----------------------|
| Securities - Market Value | \$14,294,990 | (See add'l report) |

Pledge Report Summary:

| | | |
|--|----|-------------------|
| Total Deposits | \$ | 4,234,041 |
| Plus Additional Coverage (per Agreement) | \$ | 0 |
| Total Collateral Needed | \$ | <u>4,234,041</u> |
| Collateral Pledged | \$ | 14,294,990 |
| FDIC Insurance | \$ | <u>250,000</u> |
| Total Collateral Provided | \$ | <u>14,544,990</u> |
| Total Public Funding Excess / (Needed) | \$ | <u>10,310,950</u> |

| FUND NAME | CHECKING ACCOUNT | CHECKING AMOUNT | TDOA ACCOUNT | TDOA AMOUNT | FUND TOTAL |
|--------------------------------------|---------------------|--------------------|--|---|---------------|
| 2015 001 GENERAL | TREAS FUND | 295,242.47 | TEXPOOL LOGIC STONE CAST CERT DEPOS | 5,017,802.03 11,521,136.73 2,002,379.05 1,750,000.00 | 20,586,560.28 |
| 2015 011 ROAD & BRIDGE 1 | TREAS FUND | 172,224.79 | TEXPOOL LOGIC | 413,298.30 1,217,152.05 | 1,802,675.14 |
| 2015 012 ROAD & BRIDGE 2 | TREAS FUND | 211,551.20 | TEXPOOL LOGIC | 86,889.87 436,067.45 | 734,508.52 |
| 2015 013 ROAD & BRIDGE 3 | TREAS FUND | 130,427.96 | TEXPOOL LOGIC | 408,742.84 1,108,054.89 | 1,647,225.69 |
| 2015 014 ROAD & BRIDGE 4 | TREAS FUND | 152,588.01 | TEXPOOL LOGIC | 401,123.10 941,555.20 | 1,495,266.31 |
| 2015 019 FM & LATERAL | TREAS FUND | 30,821.77 | TEXPOOL LOGIC | 63,112.74 701,346.71 | 795,281.22 |
| 2015 020 TJPC | TREAS FUND | 23,422.01 | TEXPOOL LOGIC | 10,005.97 40,043.83 | 73,471.81 |
| 2015 021 JUVENILE PROB-ISP | TREAS FUND | 7,159.81 | TEXPOOL LOGIC | 4,794.26 | 11,954.07 |
| 2015 022 JUVENILE PROBATION | TREAS FUND | 7,169.67 | TEXPOOL | | 7,169.67 |
| 2015 023 JUVENILE PROB. IV-E | TREAS FUND | 7,912.77 | TEXPOOL LOGIC | 6,019.11 | 13,931.88 |
| 2015 028 ADULT PROBATION | TREAS FUND | 29,648.57 | TEXPOOL LOGIC | 38,643.81 195,143.55 | 263,435.93 |
| 2015 029 COMMUNITY CORRECTIONS | TREAS FUND | 15,794.99 | TEXPOOL LOGIC | | 15,794.99 |
| 2015 032 DISTRICT CLERK PRESERVATION | TREAS FUND | 19,961.80 | TEXPOOL LOGIC | 10,014.36 | 29,976.16 |
| 2015 033 COUNTY/DISTRICT TECHNOLOGY | TREAS FUND | 3,922.21 | TEXPOOL LOGIC | 3,006.11 | 6,928.32 |
| 2015 034 COURT REPORTER | TREAS FUND | 12,595.88 | TEXPOOL LOGIC | 12,160.57 30,057.67 | 54,814.12 |
| 2015 035 PERMANENT IMPROVEMENT | TREAS FUND | 29,480.56 | TEXPOOL LOGIC | 630,751.40 1,291,887.40 | 1,952,119.36 |
| 2015 037 LAW ENFORCEMENT ED | TREAS FUND | 13,480.25 | TEXPOOL LOGIC | 5,007.25 5,008.74 | 23,496.24 |
| 2015 038 JP TECH | TREAS FUND | 11,175.13 | TEXPOOL LOGIC | 16,829.11 | 28,004.24 |
| 2015 040 LAW LIBRARY | TREAS FUND | 27,390.61 | TEXPOOL | 26,465.62 | |

| FUND NAME | CHECKING ACCOUNT | CHECKING AMOUNT | TDOA ACCOUNT | TDOA AMOUNT | FUND TOTAL |
|---|---------------------|--------------------|------------------|--------------------------|---------------|
| | | | LOGIC | 55,096.47 | 108,952.70 |
| 2015 041 CC LIBRARY FUND | TREAS FUND | 23,128.55 | TEXPOOL LOGIC | 22,172.00 | 45,300.55 |
| 2015 042 CC HISTORICAL COMM. | TREAS FUND | 3,921.29 | | | 3,921.29 |
| 2015 043 JP COURTHOUSE SECURITY | TREAS FUND | 12,740.85 | TEXPOOL LOGIC | 15,024.06 | 27,764.91 |
| 2015 044 COURTHOUSE SECURITY | TREAS FUND | 27,811.46 | TEXPOOL LOGIC | 31,436.41 175,314.57 | 234,562.44 |
| 2015 045 FLOOD DAMAGE | TREAS FUND | 17,742.00 | TEXPOOL LOGIC | | 17,742.00 |
| 2015 046 CHAPTER 19 | TREAS FUND | | TEXPOOL | | |
| 2015 047 CC RECORDS MANAGEMENT | TREAS FUND | 3,256.77 | TEXPOOL | | 3,256.77 |
| 2015 048 COUNTY RECORDS MANAGEMENT | TREAS FUND | 23,915.78 | TEXPOOL LOGIC | 109,513.37 155,268.39 | 288,697.54 |
| 2015 049 CC RECORDS PRESERVATION | TREAS FUND | 29,055.89 | TEXPOOL LOGIC | 43,502.40 140,243.02 | 212,801.31 |
| 2015 050 DIST CLERK RECORDS MANAGEMEN | TREAS FUND | 22,842.38 | TEXPOOL LOGIC | 15,024.09 | 37,866.47 |
| 2015 051 DISTRICT CLERK ARCHIVE | TREAS FUND | 12,470.67 | TEXPOOL LOGIC | 4,006.93 | 16,477.60 |
| 2015 052 COUNTY CLERK ARCHIVE FEE | TREAS FUND | 28,309.01 | TEXPOOL LOGIC | 19,429.23 60,090.51 | 107,828.75 |
| 2015 053 CA CHECK COLLECTING | TREAS FUND | 2,299.33 | TEXPOOL LOGIC | 7,513.29 | 9,812.62 |
| 2015 054 DA CHECK COLLECTING | TREAS FUND | 192.53 | TEXPOOL | | 192.53 |
| 2015 056 DISTRICT ATTY FORFEITURE | TREAS FUND | 7,561.71 | TEXPOOL LOGIC | 10,007.51 120,087.60 | 137,656.82 |
| 2015 057 D A SEIZURE FUND | TREAS FUND | 41,187.56 | TEXPOOL | | 41,187.56 |
| 2015 058 SHERIFF FORFEITURE | TREAS FUND | 20,032.52 | TEXPOOL LOGIC | 57,535.19 | 77,567.71 |
| 2015 059 JAIL COMMISSARY | TREAS FUND | 31,641.63 | TEXPOOL LOGIC | 10,007.51 48,072.32 | 89,721.46 |
| 2015 060 INTEREST & SINKING | TREAS FUND | | TEXPOOL LOGIC | | |
| 2015 061 2004 GO REFUNDING DEBT SERVITREAS FUND | TREAS FUND | 28,768.10 | TEXPOOL LOGIC | 375,094.51 607,573.97 | 1,011,436.58 |

| FUND NAME | CHECKING ACCOUNT | CHECKING AMOUNT | TDOA ACCOUNT | TDOA AMOUNT | FUND TOTAL |
|--------------------------------------|---------------------|--------------------|------------------|-----------------------|---------------|
| 2015 070 BOND FUND | TREAS FUND | | TEXPOOL LOGIC | | |
| 2015 088 STATE FEES | TREAS FUND | 95,995.79 | TEXPOOL LOGIC | 2,303.63 28,050.01 | 126,349.43 |
| 2015 090 OFFICER'S TRUST | TREAS FUND | 61,368.95 | TEXPOOL | | 61,368.95 |
| 2015 091 LIBRARY TRUST - LIDDELL | TREAS FUND | 1,781.66 | CERT DEPOS | 15,000.00 | 16,781.66 |
| 2015 092 LIBRARY TRUST - ROSENSTEIN | TREAS FUND | 3,070.55 | CERT DEPOS | 19,000.00 | 22,070.55 |
| 2015 098 PAYROLL CLEARING | PAYROLL | 129,944.13 | | | 129,944.13 |
| 2015 100 CHILD ABUSE PREVENTION FUND | TREAS FUND | 243.03 | TEXPOOL | | 243.03 |
| 2015 101 PRETRIAL DIVERSION | TREAS FUND | 7,006.38 | TEXPOOL | | 7,006.38 |
| | | ----- | | ----- | ----- |
| TOTAL | | 1,838,258.98 | | 30,540,866.71 | 32,379,125.69 |

| CHECK ACCOUNT | CHECK |
|------------------------------|--------------|
| ACCOUNT BALANCE - TREAS FUND | 1,708,314.85 |
| ACCOUNT BALANCE - PAYROLL | 129,944.13 |
| | <hr/> |
| TOTAL | 1,838,258.98 |

| TDOA ACCOUNT | TDOA |
|------------------------------|---------------|
| ACCOUNT BALANCE - TEXPOOL | 7,715,298.07 |
| ACCOUNT BALANCE - LOGIC | 19,039,189.59 |
| ACCOUNT BALANCE - STONE CAST | 2,002,379.05 |
| ACCOUNT BALANCE - CERT DEPOS | 1,784,000.00 |
| | <hr/> |
| TOTAL | 30,540,866.71 |

| ACCOUNT NAME | BEGINNING CASH BALANCE | CASH RECEIPTS | CASH DISBURSEMENTS | ENDING CASH BALANCE |
|------------------------------|---------------------------|------------------|-----------------------|------------------------|
| 2015 001 GENERAL | | | | |
| CASH - GENERAL FUND | 70,366.69 | 1,757,891.22 | 1,533,015.44- | 295,242.47 |
| CASH ON HAND | 1,729.00 | .00 | .00 | 1,729.00 |
| CASH INVESTED-TEXPOOL | 5,017,564.92 | 237.11 | .00 | 5,017,802.03 |
| CASH INVESTED - LOGIC | 12,519,940.95 | 1,195.78 | 1,000,000.00- | 11,521,136.73 |
| CASH INVESTED - STONE CASTLE | 2,002,165.25 | 213.80 | .00 | 2,002,379.05 |
| T-BILLS - INVESTMENTS | .00 | .00 | .00 | .00 |
| CASH INVESTMENT-CD | 1,750,000.00 | .00 | .00 | 1,750,000.00 |
| FUND TOTALS | 21,361,766.81 | 1,759,537.91 | 2,533,015.44- | 20,588,289.28 |
| 2015 011 ROAD & BRIDGE 1 | | | | |
| CASH - ROAD & BRIDGE # 1 | 113,252.78 | 142,756.71 | 83,784.70- | 172,224.79 |
| CASH INVESTED | 528,278.02 | 20.28 | 115,000.00- | 413,298.30 |
| CASH INVESTED - LOGIC | 1,217,027.13 | 124.92 | .00 | 1,217,152.05 |
| T-BILL INVESTMENTS | .00 | .00 | .00 | .00 |
| FUND TOTALS | 1,858,557.93 | 142,901.91 | 198,784.70- | 1,802,675.14 |
| 2015 012 ROAD & BRIDGE 2 | | | | |
| CASH - ROAD & BRIDGE # 2 | 114,814.07 | 166,322.79 | 69,585.66- | 211,551.20 |
| CASH INVESTED | 186,885.15 | 4.72 | 100,000.00- | 86,889.87 |
| CASH INVESTED - LOGIC | 436,022.79 | 44.75 | .00 | 436,067.45 |
| T-BILL INVESTMENTS | .00 | .00 | .00 | .00 |
| FUND TOTALS | 737,721.92 | 166,372.26 | 169,585.66- | 734,508.52 |
| 2015 013 ROAD & BRIDGE 3 | | | | |
| CASH - ROAD & BRIDGE # 3 | 156,283.68 | 77,576.76 | 103,432.98- | 130,427.96 |
| CASH INVESTED | 458,723.23 | 19.61 | 50,000.00- | 408,742.84 |
| CASH INVESTED - LOGIC | 1,107,941.19 | 113.70 | .00 | 1,108,054.89 |
| T-BILL INVESTMENTS | .00 | .00 | .00 | .00 |
| FUND TOTALS | 1,722,948.10 | 77,710.07 | 153,432.98- | 1,647,225.69 |
| 2015 014 ROAD & BRIDGE 4 | | | | |
| CASH - ROAD & BRIDGE # 4 | 101,479.91 | 142,581.02 | 91,472.92- | 152,588.01 |
| CASH INVESTED | 516,103.41 | 19.69 | 115,000.00- | 401,123.10 |
| CASH INVESTED - LOGIC | 941,458.57 | 96.63 | .00 | 941,555.20 |
| T-BILL INVESTMENTS | .00 | .00 | .00 | .00 |
| FUND TOTALS | 1,559,041.89 | 142,697.34 | 206,472.92- | 1,495,266.31 |
| 2015 019 FM & LATERAL | | | | |
| CASH - F M & LATERAL | 26,241.66 | 4,596.68 | 16.57- | 30,821.77 |
| CASH INVESTED | 63,109.74 | 3.00 | .00 | 63,112.74 |
| CASH INVESTED - LOGIC | 701,274.74 | 71.97 | .00 | 701,346.71 |
| T-BILL INVESTMENT | .00 | .00 | .00 | .00 |
| FUND TOTALS | 790,626.14 | 4,671.65 | 16.57- | 795,281.22 |
| 2015 020 TJPC | | | | |
| CASH - T.J.P.C. | 15,396.18 | 26,461.85 | 18,436.02- | 23,422.01 |
| CASH INVESTED | 10,005.37 | .60 | .00 | 10,005.97 |
| CASH INVESTED - LOGIC | 40,039.70 | 4.13 | .00 | 40,043.83 |
| FUND TOTALS | 65,441.25 | 26,466.58 | 18,436.02- | 73,471.81 |
| 2015 021 JUVENILE PROB-ISP | | | | |
| CASH - JUVENILE PROBATION | 7,155.66 | 4.15 | .00 | 7,159.81 |
| INVESTMENTS | .00 | .00 | .00 | .00 |
| CASH INVESTED - LOGIC | 4,793.70 | .56 | .00 | 4,794.26 |
| FUND TOTALS | 11,949.36 | 4.71 | .00 | 11,954.07 |

| ACCOUNT NAME | BEGINNING CASH BALANCE | CASH RECEIPTS | CASH DISBURSEMENTS | ENDING CASH BALANCE |
|---|---------------------------|------------------|-----------------------|------------------------|
| 2015 022 JUVENILE PROBATION | | | | |
| CASH - JUV. PROB. DIV | 7,028.58 | 141.09 | .00 | 7,169.67 |
| INVESTMENTS | .00 | .00 | .00 | .00 |
| FUND TOTALS | <u>7,028.58</u> | <u>141.09</u> | <u>.00</u> | <u>7,169.67</u> |
| 2015 023 JUVENILE PROB. IV-E | | | | |
| CASH - IV-E | 7,908.19 | 4.58 | .00 | 7,912.77 |
| CASH INVESTED | .00 | .00 | .00 | .00 |
| CASH INVESTED - LOGIC | 6,018.51 | .60 | .00 | 6,019.11 |
| FUND TOTALS | <u>13,926.70</u> | <u>5.18</u> | <u>.00</u> | <u>13,931.88</u> |
| 2015 028 ADULT PROBATION | | | | |
| CASH - ADULT PROBATION | 20,299.42 | 60,213.64 | 50,864.49- | 29,648.57 |
| CASH ON HAND | 75.00 | .00 | .00 | 75.00 |
| CASH INVESTED | 38,642.01 | 1.80 | .00 | 38,643.81 |
| CASH INVESTED - LOGIC | 165,124.22 | 30,019.33 | .00 | 195,143.55 |
| FUND TOTALS | <u>224,140.65</u> | <u>90,234.77</u> | <u>50,864.49-</u> | <u>263,510.93</u> |
| 2015 029 COMMUNITY CORRECTIONS | | | | |
| CASH - COMMUNITY CORRECTI | 6,944.03 | 14,847.00 | 5,996.04- | 15,794.99 |
| INVESTMENTS | .00 | .00 | .00 | .00 |
| CASH INVESTED - LOGIC | .00 | .00 | .00 | .00 |
| FUND TOTALS | <u>6,944.03</u> | <u>14,847.00</u> | <u>5,996.04-</u> | <u>15,794.99</u> |
| 2015 032 DISTRICT CLERK PRESERVATION | | | | |
| CASH - DISTRICT CLERK PRESVATI | 19,550.44 | 411.36 | .00 | 19,961.80 |
| INVESTMENTS | .00 | .00 | .00 | .00 |
| CASH INVESTED - LOGIC | 10,013.37 | .99 | .00 | 10,014.36 |
| FUND TOTALS | <u>29,563.81</u> | <u>412.35</u> | <u>.00</u> | <u>29,976.16</u> |
| 2015 033 COUNTY/DISTRICT TECHNOLOGY FUN | | | | |
| CASH - COUNTY/DISTRICT TECH | 3,684.44 | 237.77 | .00 | 3,922.21 |
| INVESTMENTS | .00 | .00 | .00 | .00 |
| CASH INVESTED - LOGIC | 3,005.81 | .30 | .00 | 3,006.11 |
| FUND TOTALS | <u>6,690.25</u> | <u>238.07</u> | <u>.00</u> | <u>6,928.32</u> |
| 2015 034 COURT REPORTER | | | | |
| CASH - COURT REPORTER FUND | 13,761.53 | 832.55 | 1,998.20- | 12,595.88 |
| INVESTMENTS | 12,159.97 | .60 | .00 | 12,160.57 |
| CASH INVESTED - LOGIC | 30,054.59 | 3.08 | .00 | 30,057.67 |
| FUND TOTALS | <u>55,976.09</u> | <u>836.23</u> | <u>1,998.20-</u> | <u>54,814.12</u> |
| 2015 035 PERMANENT IMPROVEMENT | | | | |
| CASH - PERMANENT IMPROVEM | 23,730.34 | 5,750.22 | .00 | 29,480.56 |
| CASH INVESTED | 630,721.62 | 29.78 | .00 | 630,751.40 |
| CASH INVESTED - LOGIC | 1,291,754.80 | 132.60 | .00 | 1,291,887.40 |
| T-BILL INVESTMENTS | .00 | .00 | .00 | .00 |
| FUND TOTALS | <u>1,946,206.76</u> | <u>5,912.60</u> | <u>.00</u> | <u>1,952,119.36</u> |
| 2015 037 LAW ENFORCEMENT ED | | | | |
| CASH - LAW ENFORCEMENT ED | 9,403.88 | 5,196.59 | 1,120.22- | 13,480.25 |
| CASH INVESTED | 10,006.91 | .34 | 5,000.00- | 5,007.25 |
| CASH INVESTED - LOGIC | 5,008.18 | .56 | .00 | 5,008.74 |
| FUND TOTALS | <u>24,418.97</u> | <u>5,197.49</u> | <u>6,120.22-</u> | <u>23,496.24</u> |
| 2015 038 JP TECH | | | | |
| CASH - J P TECH FUND | 8,873.22 | 3,740.13 | 1,438.22- | 11,175.13 |

| ACCOUNT NAME | BEGINNING CASH BALANCE | CASH RECEIPTS | CASH DISBURSEMENTS | ENDING CASH BALANCE |
|---|---------------------------|------------------|-----------------------|------------------------|
| CASH INVESTED | .00 | .00 | .00 | .00 |
| CASH INVESTED - LOGIC | .00 | .00 | .00 | .00 |
| T-BILL INVESTMENTS | .00 | .00 | .00 | .00 |
| FUND TOTALS | .00 | .00 | .00 | .00 |
| 2015 061 2004 GO REFUNDING DEBT SERVICE | | | | |
| CASH - 2004 GO REFUNDING D/S | 34,217.86 | 9,550.24 | 15,000.00- | 28,768.10 |
| CASH INVESTED | 375,076.75 | 17.76 | .00 | 375,094.51 |
| CASH INVESTED - LOGIC | 592,511.99 | 15,061.98 | .00 | 607,573.97 |
| T-BILL INVESTMENTS | .00 | .00 | .00 | .00 |
| FUND TOTALS | 1,001,806.60 | 24,629.98 | 15,000.00- | 1,011,436.58 |
| 2015 070 BOND FUND | | | | |
| CASH - CONSTRUCTION FUND | .00 | .00 | .00 | .00 |
| CASH INVESTED | .00 | .00 | .00 | .00 |
| CASH INVESTED - LOGIC | .00 | .00 | .00 | .00 |
| FUND TOTALS | .00 | .00 | .00 | .00 |
| 2015 088 STATE FEES | | | | |
| CASH - STATE FEES | 57,858.19 | 38,137.60 | .00 | 95,995.79 |
| CASH INVESTED | 2,303.63 | .00 | .00 | 2,303.63 |
| CASH INVESTED - LOGIC | 28,047.13 | 2.88 | .00 | 28,050.01 |
| FUND TOTALS | 88,208.95 | 38,140.48 | .00 | 126,349.43 |
| 2015 090 OFFICER'S TRUST | | | | |
| CASH-OFFICERS TRUST | 61,368.95 | .00 | .00 | 61,368.95 |
| CASH INVESTED | .00 | .00 | .00 | .00 |
| CASH INVESTED - LOGIC | .00 | .00 | .00 | .00 |
| FUND TOTALS | 61,368.95 | .00 | .00 | 61,368.95 |
| 2015 091 LIBRARY TRUST - LIDDELL | | | | |
| CASH-LIBRARY TRUST/LIDDELL | 1,780.63 | 1.03 | .00 | 1,781.66 |
| CD INVESTMENT | 15,000.00 | .00 | .00 | 15,000.00 |
| FUND TOTALS | 16,780.63 | 1.03 | .00 | 16,781.66 |
| 2015 092 LIBRARY TRUST - ROSENSTEIN | | | | |
| CASH-LIBRARY TRUST/ROSENSTEIN | 3,038.50 | 52.04 | 19.99- | 3,070.55 |
| CD INVESTMENT | 19,000.00 | .00 | .00 | 19,000.00 |
| FUND TOTALS | 22,038.50 | 52.04 | 19.99- | 22,070.55 |
| 2015 098 PAYROLL CLEARING | | | | |
| CASH - PAYROLL CLEARING | 1,596.97 | 904,178.45 | 775,831.29- | 129,944.13 |
| INVESTMENTS | .00 | .00 | .00 | .00 |
| FUND TOTALS | 1,596.97 | 904,178.45 | 775,831.29- | 129,944.13 |
| 2015 100 CHILD ABUSE PREVENTION FUND | | | | |
| CASH-CHILD ABUSE PREVENTION | 241.13 | 1.90 | .00 | 243.03 |
| CASH INVESTED | .00 | .00 | .00 | .00 |
| FUND TOTALS | 241.13 | 1.90 | .00 | 243.03 |
| 2015 101 PRETRIAL DIVERSION | | | | |
| CASH-PRETRIAL DIVERSION | 6,956.38 | 50.00 | .00 | 7,006.38 |
| CASH INVESTED | .00 | .00 | .00 | .00 |
| CASH INVESTED - LOGIC | .00 | .00 | .00 | .00 |
| FUND TOTALS | 6,956.38 | 50.00 | .00 | 7,006.38 |
| GRAND TOTALS | 33,079,664.27 | 3,480,448.10 | 4,179,182.68- | 32,380,929.69 |