




FINANCIAL REPORTS

March 2018


In accordance with Local Government Code 114.026, this affidavit states the current cash and reports in the custody of the county treasurer as of this date of March 31, 2018.


  
\_\_\_\_\_  
Jason Brinkley,  
Cooke County Judge

  
\_\_\_\_\_  
Rebecca Lawson,  
Cooke County Clerk

  
\_\_\_\_\_  
Gary Hollowell,  
Commissioner Pct. #1

\_\_\_\_\_  
B. C. Lemons,  
Commissioner Pct. #2

  
\_\_\_\_\_  
John Klement,  
Commission Pct. #3

  
\_\_\_\_\_  
Leon Klement,  
Commissioner Pct. #4

FILED FOR RECORD

18 APR 26 AM 9:35

REBECCA LAWSON  
COUNTY CLERK, COOKE CO. TX

BY  DEPUTY

AFFIDAVIT

STATE OF TEXAS

COUNTY OF COOKE


The members of the Commissioners' Court of Cooke County, Texas, state as follows:

The requirement of Subsection (C) of the Texas Local Government Code, §114.026 have been met for the term of March 2018. The amount of cash and other assets in the custody of the County Treasurer at the time of examination are:

Cash (includes on hand, money market accounts, and short term investments) \$ 39,174,373.40

Other Assets (long term investments) \$ 0.00.


Sworn to and subscribed this 23 day of April, 2018.

  
\_\_\_\_\_  
Jason Brinkley, Cooke County Judge


  
\_\_\_\_\_  
Gary Hollowell, Commissioner, Pct 1


\_\_\_\_\_  
B. C. Lemons, Commissioner, Pct 2

  
\_\_\_\_\_  
John Klement, Commissioner, Pct 3

  
\_\_\_\_\_  
Leon Klement, Commissioner, Pct 4

ATTEST:

  
\_\_\_\_\_  
Rebecca Lawson, County Clerk

FILED FOR RECORD  
18 APR 26 AM 9:35  
REBECCA LAWSON  
COUNTY CLERK, COOKE CO. TX  
BY  DEPUTY

TOTALS

PRIOR MONTH ENDING BANK STATEMENT BALANCE \$3,232,119.24 222  
 CLEARED DEPOSITS \$3,376,382.23 6  
 CLEARED ADDITIONS \$116,188.67 6  
 CLEARED CHECKS \$3,076,507.70- 534  
 CLEARED DEDUCTIONS \$307,440.27- 6

CURRENT MONTH ENDING BANK STATEMENT BALANCE \$3,340,742.17

CURRENT MONTH ENDING BANK STATEMENT BALANCE \$3,340,742.17  
 OUTSTANDING DEPOSITS \$ .00  
 OUTSTANDING ADDITIONS \$ .00  
 OUTSTANDING CHECKS \$455,107.64- 450  
 OUTSTANDING DEDUCTIONS \$ .00

RECONCILED BOOK BALANCE \$2,885,634.53  
 ENDING STATEMENT DATE 03/31/2018 CLERK: PB

TOTALS

PRIOR MONTH ENDING BANK STATEMENT BALANCE	\$135,304.75	
CLEARED DEPOSITS	\$1,452,715.79	5
CLEARED ADDITIONS	\$ .00	
CLEARED CHECKS	\$941,239.94-	68
CLEARED DEDUCTIONS	\$428,987.37-	5

CURRENT MONTH ENDING BANK STATEMENT BALANCE \$217,793.23

CURRENT MONTH ENDING BANK STATEMENT BALANCE	\$217,793.23	
OUTSTANDING DEPOSITS	\$ .00	
OUTSTANDING ADDITIONS	\$ .00	
OUTSTANDING CHECKS	\$20,968.47-	60
OUTSTANDING DEDUCTIONS	\$ .00	

RECONCILED BOOK BALANCE \$196,824.76

ENDING STATEMENT DATE 03/31/2018 CLERK: PB



EL CAMPO, TX

# Pledge Security Listing

March 31, 2018



A Division of Hilltop Securities

ID	CUSIP	Description	Safekkeeping Location	Safekkeeping Receipt	Coupon	Maturity Date	Call Date	Moody	S&P	Fitch	ASC 320	Face Amount	Current Par	Current Book Value	Market Value	Gain(Loss)
2047	3128MBNA1	FHLMC G12885	FHLB	X	5.00	06/01/2021		AAA	AA+	AAA	HTM	157,950	3,453.11	3,453.11	3,532.35	79.25
2107	31410G558	FNMA 889257	FHLB	X	5.00	04/01/2021		AAA	AA+	AAA	HTM	105,405	2,048.77	2,048.77	2,094.40	45.64
3643	3128MMQX4	FHLMC G18469	FHLB		2.00	06/01/2028		AAA	AA+	AAA	HTM	212,158	110,758.98	110,758.98	106,725.40	(4,033.58)
<b>Total for COOKE COUNTY</b>												<b>116,260.86</b>	<b>115,975.46</b>	<b>112,352.15</b>	<b>(3,908.69)</b>	

Although the information in this report has been obtained from sources believed to be reliable, its accuracy cannot be guaranteed.



A Division of Hilltop Securities

Inventory | Pledge Entity | v1.2

Page 1 of 1

3/28/2018 3:07:26 PM

1-800-922-9850 | hilltopsecurities.com



# Pledge Inventory Report

Landmark Bank  
Columbia, MO  
FROM 3/1/2018 TO 3/31/2018

Customer ID: 5961  
Report Date: 4/2/2018  
PAS Rep: Vance Roe  
Account Rep: Bob Fitzpatrick

Cusip	Description	Maturity Date	Intent	S&P	Market Price Dt	Original Face	Book Value
Ticket	Location Code/Name	Group	Coupon	Moody	Maturity (Yr)	Par	Market Value
Pledged: J7BM - COOKE COUNTY							
3130A1XJ2	FED HOME LN BK	06/14/2024	AFS	AA+	3/29/2018	800,000.00	827,371.75
1104690	FED - FEDERAL RESERVE BANK	AGY	2.87500	Aaa	6.21	800,000.00	803,168.03
3130A5R35	FEDERAL HOME LOAN BA	06/13/2025	AFS	AA+	3/29/2018	100,000.00	102,921.07
1104689	FED - FEDERAL RESERVE BANK	AGY	2.87500	Aaa	7.21	100,000.00	99,888.00
3130A5R35	FEDERAL HOME LOAN BA	06/13/2025	AFS	AA+	3/29/2018	400,000.00	415,172.03
1102932	FED - FEDERAL RESERVE BANK	AGY	2.87500	Aaa	7.21	400,000.00	399,552.00
3133732Y7	FED HOME LN BK	03/12/2021	AFS	AA+	3/29/2018	6,000,000.00	6,187,808.67
1131459	FED - FEDERAL RESERVE BANK	AGY	3.62500	Aaa	2.95	6,000,000.00	6,192,599.94
3133X8L34	FED HOME LN BK	09/09/2024	AFS	AA+	3/29/2018	2,000,000.00	2,361,612.18
1087540	FED - FEDERAL RESERVE BANK	AGY	5.36500	Aaa	6.45	2,000,000.00	2,297,299.96
3133XDV57	FED HOME LN BK	12/11/2020	AFS	AA+	3/29/2018	700,000.00	758,731.90
933583	FED - FEDERAL RESERVE BANK	AGY	5.25000	Aaa	2.70	700,000.00	751,674.03
31300LVH5	FHLMC ARM POOL #8487	01/01/2037	AFS		3/29/2018	200,000.00	66,036.31
851172	FED - FEDERAL RESERVE BANK	MB3	3.48800		18.77	62,024.68	65,226.40
3133TXX48	fhlmc remic ser 2326	06/15/2031	AFS	NR	3/29/2018	300,000.00	35,053.05
783451	FED - FEDERAL RESERVE BANK	MB4	6.50000		13.22	31,470.07	35,674.30
3136ACLE9	FNM13025 BD	03/25/2033	AFS	Nr	3/29/2018	1,400,000.00	656,223.71
879680	FED - FEDERAL RESERVE BANK	MB4	2.00000		14.99	671,819.55	648,970.14
3136ACU25	FNM13015 DC	03/25/2033	AFS	Nr	3/29/2018	500,000.00	247,529.30
881004	FED - FEDERAL RESERVE BANK	MB4	2.00000		14.99	253,044.94	242,143.40
3136AKJK0	FNR 2014-41 CM	06/25/2040	AFS	Nr	3/29/2018	1,000,000.00	534,216.14
916714	FED - FEDERAL RESERVE BANK	MB4	1.50000		22.25	555,631.52	530,631.62
3137B1CT7	FHL4195 LH	12/15/2031	AFS	Nr	3/29/2018	600,000.00	280,620.45
882621	FED - FEDERAL RESERVE BANK	MB4	1.50000		13.72	289,139.24	272,244.78
31392WB41	FHL2512 PG	10/15/2022	AFS	NR	3/29/2018	400,000.00	60,078.70
719835	FED - FEDERAL RESERVE BANK	MB4	5.50000		4.55	57,297.73	59,865.80

This report reflects information submitted to us by the customer. It is not intended to be used as the official record of safekeeping location and/or pledged holdings. This information should be provided by the customer's safekeeper.



# Pledged Inventory Report

Landmark Bank  
Columbia, MO  
FROM 3/1/2018 TO 3/31/2018

Customer ID: 5961  
Report Date: 4/2/2018  
PAS Rep: Vance Roe  
Account Rep: Bob Fitzpatrick

Cusip Ticket	Description Location Code/Name	Maturity Date Group	Intent Coupon	S&P Moody	Market Price Dt Maturity (Yr)	Original Face Par	Book Value Market Value
Pledged: J7BM - COOKE COUNTY							
31394H2Q3 887207	FHL2662 DH FED - FEDERAL RESERVE BANK	08/15/2023 MB4	AFS 5.00000	NR	3/29/2018 5.38	1,200,000.00 509,314.98	535,118.22 529,903.16
31395HVM9 856892	FHL2896 BZ FED - FEDERAL RESERVE BANK	11/15/2034 MB4	AFS 5.00000	Nr	3/29/2018 16.64	200,000.00 201,351.52	218,068.84 211,391.95
38374F2L7 844136	GNM04024 ZM FED - FEDERAL RESERVE BANK	04/20/2034 MB4	AFS 5.00000	Nr	3/29/2018 16.07	700,000.00 608,292.95	671,154.40 664,166.40
16	Total Pledged: J7BM - COOKE COUNTY					16,500,000.00 13,239,387.18	13,957,716.72 13,804,399.91

This report reflects information submitted to us by the customer. It is not intended to be used as the official record of safekeeping location and/or pledged holdings. This information should be provided by the customer's safekeeper.

report

PAGE 1 03/21/18 19:23:56  
 BAPN032N  
 C01 PROD 03/21/18  
 DISTRB PT 01  
 CYCLE DATE 03-21-2018  
 J7BM INSTITUTION ID: #J7BM  
 PLEDGEE: COOKE COUNTY RM. 106  
 100 S. DIXON  
 GAINESVILLE TX 76240  
 HOLDER : 08150862 - LANDMARK BANK  
 ACCOUNT: J7BM - \*COOKE COUNTY  
 CUSIP # TRANSACTION ID  
 PAR BAL BVF BOOK VALUE  
 3133732Y7 3.625 FHLB 21 IR 6,000,000.00 1.0000000000 6,000,000.00  
 03-12-21  
 313378CR0 2.25 FHLB 22 KM 1.0000000000 .00  
 03-11-22  
 313380GJ0 2.00 FHLB 22 WX 1.0000000000 .00  
 09-09-22  
 0321 QMGBA003 000357  
 0321 QMGBA003 000356  
 1,000,000.00-  
 5,000,000.00-  
 6,000,000.00+  
 PAR AMOUNT  
 RESP FRB:H1  
 CLOSING

FEDERAL RESERVE BANK PLEDGEE



GAINESVILLE TX 76240  
 HOLDER : 081500862 - LANDMARK BANK  
 ACCOUNT: J7BM - \*COOKE COUNTY  
 CUSIP #  
 BALANCE  
 BOOK VALUE  
 RESP FRB:H1  
 BVF  
 PAR

313A1XJ2	2.875	FHLB 24 RK	06-14-24	800,000.00	1.0000000000
313A5R35	2.875	FHLB 25 TG	06-13-25	500,000.00	1.0000000000
31300LVH5		FMAR 848716 G	01-01-37	62,024.68	0.3101234100
3133TXX48		FGRA 2326ZQ 06/15/31	06-15-31	31,470.07	0.1049002200
3133XDVS7	5.25	FHLB 20 EK	12-11-20	700,000.00	1.0000000000
3133X8L34	5.365	FHLB 24 EE	09-09-24	2,000,000.00	1.0000000000
3133732Y7	3.625	FHLB 21 IR	03-12-21	2,000,000.00	1.0000000000
6,000,000.00				6,000,000.00	
3136ACLE9		FNRM RC025BD R13F025	03-25-33	1,400,000.00	0.4798711100
3136ACU25		FNRM RC015DC R13F015	03-25-33	253,044.94	0.5060898700
3136AKCK0		FNRM CL041CM R14F041	06-25-40	555,631.52	0.5556315200
3137B1CT7		FGRM 4195LH 12/15/31	12-15-31	289,139.24	0.4818987300
600,000.00				600,000.00	
31392WB41		FGRM 2512PG 10/15/22	10-15-22	57,297.73	0.1432443200
400,000.00				400,000.00	
31394H2Q3		FGRM 262DH 08/15/23	08-15-23	509,314.98	0.4244291500
1,200,000.00				1,200,000.00	
31395HVM9		FGRA 2896BZ 11/15/34	11-15-34	201,351.52	1.0067575900
200,000.00				200,000.00	
38374F2L7		GNRM 2004-24 ZM	04-20-34	608,292.95	0.8689899337
700,000.00				700,000.00	
16,500,000.00				16,500,000.00	
13,239,387.18				13,239,387.18	
16,500,000.00				16,500,000.00	
13,239,387.18				13,239,387.18	
GRAND TOTAL:					
SUBTOTAL:					

Landmark Bank, N.A.

Cooke County

As of: Saturday, March 31, 2018

Detail Section:

Account No.	Balance	Int Rate	Type	Officer
28002408	\$0	0.00%	TDSV	R1B
28002416	\$0	0.00%	TDSV	R1B
28900090	\$217,793	0.00%	CK	R1B
28900287	\$3,340,742	0.70%	CK	R1B
28900325	\$18,500	0.00%	CK	R1B
28900333	\$0	0.00%	CK	R1B
28900341	\$0	0.00%	CK	R1B
28900368	\$138,591	0.70%	CK	R1B
28900376	\$109,928	0.00%	CK	R1B
28900384	\$2,663	0.00%	CK	R1B
28900392	\$1,053	0.00%	CK	R1B
28900406	\$80,894	0.00%	CK	R1B
28900414	\$55	0.00%	CK	R1B
28900422	\$0	0.00%	CK	R1B
28900449	\$0	0.00%	CK	R1B
28900457	\$0	0.00%	CK	R1B
28900465	\$0	0.00%	CK	R1B
28900481	\$107,521	0.00%	CK	R1B
28900511	\$1,292	0.00%	CK	R1B
28900538	\$2,026	0.00%	CK	R1B
28901259	\$9,106	0.00%	CK	ELE
28901593	\$17,721	0.00%	CK	JDH
4170003539	\$64,500	0.00%	CK	R1B
4170009684	\$0	0.00%	CK	R1B
4170009700	\$4,240	0.00%	CK	R1B
4170013934	\$0	0.00%	CK	JDH
4170023065	\$0	0.00%	CK	R1B
4170045332	\$15,867	0.00%	CK	T1G
4170049177	\$0	0.00%	CK	T1G
4170056479	\$567,746	0.00%	CK	T1G
4170056487	\$5,490	0.00%	CK	T1G
4170800744	\$0	0.00%	TDSV	JDH
4170800751	\$0	0.00%	TDSV	JDH
4170801528	\$0	0.00%	TDSV	R1B
4170801536	\$0	0.00%	TDSV	R1B
4170802286	\$0	0.00%	TDSV	JDH
4170802294	\$0	0.00%	TDSV	JDH
4170802849	\$0	0.00%	TDSV	JDH

4/3/2018 10:18:51 AM

*Pledge Report Summary:*

Total Deposits	\$	5,728,729
Plus Additional Coverage (per Agreement)	\$	0
Total Collateral Needed	\$	5,728,729
Collateral Pledged	\$	13,804,400
FDIC Insurance	\$	250,000
Total Collateral Provided	\$	14,054,400
Total Public Funding Excess / (Needed)	\$	8,325,671

*Collateral Section:*

Description / LOC No.	Amount	Maturity Date
4170802856	\$0	TDSV
4170803896	\$0	TDSV
4170803904	\$0	TDSV
4170804019	\$0	TDSV
4170804142	\$0	TDSV
4170804159	\$0	TDSV
4170804415	\$0	TDSV
4170804423	\$0	TDSV
4170804761	\$0	TDSV
4170804779	\$0	TDSV
4170805073	\$0	TDSV
4170805081	\$0	TDSV
4170805198	\$8,000	TDSV
4170805677	\$0	TDSV
4170805685	\$0	TDSV
4170806451	\$7,500	TDSV
4170806469	\$7,500	TDSV
4170806691	\$500,000	TDSV
4170806709	\$500,000	TDSV

Securities - Market Value \$13,804,400 (See add'l report)

LANDMARK BANK

March 2018

C.D.#	PURCHASE DATE	AMOUNT	MAT. DATE
-------	---------------	--------	-----------

GEN/4170806691	May 26, 2017	500,000.00	May 26, 2018
GEN/4170806709	May 26, 2017	500,000.00	May 26, 2018
Library - Liddell 6451	Jan 17, 2017	7,500.00	Jan 17, 2019
Library - Liddell 6469	Jan 17, 2017	7,500.00	Jan 17, 2019
Library - Rosenstein 5099	Sept 12, 2017	11,000.00	Dec 12, 2020
Library - Rosenstein 5198	Dec 16, 2017	8,000.00	Mar 16, 2021

INT. EARNED MONTHLY:

2-Gen CD's @ 1.24%  
 2-Liddell CD's @ .80%  
 2-Rosenstein CD's @ 1.05%

Interest is deposited into the Treasurer's Fund. The 2 Gen CD's interest is deposited monthly, and the 4 Library's CD's interest is deposited quarterly.

PROSPERITY BANK

GEN/14401708	Sept 17, 2017	250,000.00	Sept 17, 2019
--------------	---------------	------------	---------------

INT. EARNED MONTHLY:

Gen CD @ .90%

Interest accrues monthly and is deposited monthly with depository bank into the Treasurer's Fund.

C.D. INVESTMENTS

-----

THE FIRST STATE BANK

March 2018

C.D.#	PURCHASE DATE	AMOUNT	MAT. DATE
-------	---------------	--------	-----------

GEN/71445	Sept 17, 2017	250,000.00	Sept 17, 2019
-----------	---------------	------------	---------------

INT. EARNED MONTHLY:

Gen CD @ .90%

Interest accrues monthly and is deposited monthly with depository bank into the Treasurer's Fund.

MUNSTER STATE BANK

GEN/2129	Sept 17, 2017	250,000.00	Sept 17, 2019
----------	---------------	------------	---------------

INT. EARNED MONTHLY:

Gen CD @ .90%

Interest accrues monthly and is deposited monthly with depository bank into the Treasurer's Fund.

# STONECASTLE

Cooke County

Attn: Patty Brennan

101 S. Dixon Street

Gainesville, TX 76240

March 1, 2018 - March 31, 2018

Account #: 104791304900

## Depositor Statement

### Account at-a-Glance

Beginning Balance	2,005,387.05
+ Net Deposits	0.00
+ Net Accrued Interest <sup>2</sup>	2,076.82
Ending Balance	2,007,463.87
Days In Period <sup>4</sup>	31
Average Daily Balance <sup>5</sup>	2,005,387.05
Net APY This Period <sup>6</sup>	1.22%
Available Balance <sup>7</sup>	2,005,387.05

### Depositor Information

Website: [www.ficaaccount.com](http://www.ficaaccount.com)  
 Support Center: (866) 343-5516

No transactions in this period

### Account Transactions

Description	Date	Amount(USD\$)
-------------	------	---------------

### Insured Depository Detail

Depository Bank	FDIC Cert#	Balance(USD\$)
Alma Bank	58424	19,322.54
Amarillo National Bank	14531	1,017.92
American Trust & Savings Bank	13150	1,827.76
Banc of California, National Association	35498	3,789.50
Bank of Hope	26610	1,057.46
Bank of New England	24540	1,468.04
Bank of Princeton	58513	21,086.43
Bank of the Ozarks	110	241,441.32
BankUnited National Association	58979	1,222.50
Bankwell Bank	57368	1,662.44
Bar Harbor Bank & Trust	11971	1,159.40
Chemical Bank	1003	9,151.15
Citibank N.A.	7213	2,427.54
ConnectOne Bank	57919	1,090.54
Covenant Bank	58502	2,682.00
Customers Bank	34444	33,513.40
Dime Savings Bank of Williamsburgh	16012	6,540.20
Fidelity Bank	30895	28,112.27
First Bank	12229	3,852.00



# STONECASTLE

Cooke County

Attn: Patty Brennan  
101 S. Dixon Street  
Gainesville, TX 76240

March 1, 2018 - March 31, 2018  
Account #: 104791304900

## Depositor Statement

### Depository Bank FDIC Cert# Balance(USD\$)

First Bank	58481	119,178.38
First Carolina Bank	35530	1,762.76
First National Bank of Long Island	7072	4,931.47
First National Bank of Pennsylvania	7888	1,969.14
First State Bank	13622	3,124.06
First State Bank	17884	10,726.42
Fortis Private Bank	34401	1,738.98
Franklin Synergy Bank	58714	233,946.91
Great Western Bank	15289	232,604.82
Guaranty Bank	28670	6,895.49
Happy State Bank	10359	4,789.76
Hardin County Bank	20993	1,289.56
Inland Bank and Trust	22444	4,269.08
Investar Bank	58316	1,258.02
Lead Bank	8283	1,261.40
LegacyTexas Bank	58006	34,702.41
MainStreet Bank	57742	31,310.78
Merchants Bank of Indiana	8056	187,762.27
Meridian Bank	57777	1,749.74
Middlefield Banking Company	13716	43,373.66
Midland States Bank	1040	2,150.54
National Bank of Commerce	57764	2,798.07
NexBank SSB	29209	85,853.52
Optima Bank & Trust Company	58699	11,628.15
Pacific Enterprise Bank	58415	7,062.04
Pacific Mercantile Bank	34940	27,663.46
Peoples Bank	9489	1,361.86
PeoplesBank	90213	2,576.98
Poppy Bank	57903	1,955.94
Preferred Bank	33539	188,205.18
Progress Bank and Trust	58719	23,514.33
Provident Bank	90141	4,977.41
ServisFirst Bank	57993	2,846.04
SmartBank	58463	95,670.81
Southwest Bank	18812	27,468.89
Texas Capital Bank National Association	34383	9,734.30
Third Coast Bank SSB	58716	20,946.98
Washington Trust Company of Western	23623	5,111.34
WashingtonFirst Bank	57696	168,970.81
Western Alliance Bank	57512	3,820.88
Aggregate Net Accrued Interest <sup>3</sup>		2,076.82

**Total**

**2,007,463.87**

# STONECASTLE



Cooke County

Attn: Patty Brennan  
101 S. Dixon Street  
Gainesville, TX 76240

March 1, 2018 - March 31, 2018

Account #: 104791304900

## Depositor Statement

### Disclosure Information

- 1 The Federally Insured Cash Account @ ("FICA") is not a member of the Federal Deposit Insurance Corporation ("FDIC"), but the banks in which the money is deposited are FDIC members. The FDIC is an independent agency of the U.S. government that protects the funds deposited in FICA insured institutions. FDIC deposit insurance is backed by the full faith and credit of the U.S. government.
  - 2 Net Accrued Interest is the estimated amount of the accrued interest earned for the current month less any FICA Fee with respect to such interest. Net Accrued Interest cannot be withdrawn from the account until it is credited to the account. There is no guarantee that the account holder will receive the full amount as stated. Refer to the U.S. Bank Custodial Statement, provided via fcaaccount.com, for further details regarding interest earned and fees charged. Net Accrued Interest is for informational purposes only.
  - 3 Aggregate Net Accrued Interest is the sum of the current month's Net Accrued Interest and any prior period Net Accrued Interest not yet paid.
  - 4 Days In Period ("DIP") is the number of days in the period beginning on, and including the later of, the first day of the month or the business day an initial deposit is received by the FICA Custodian if received on or before 12:00PM EST or the business day immediately following if received after 12:00PM EST, and ending on, and including, the last day of the month. DIP does not include any date on which the balance is zero.
  - 5 Average Daily Balance is the sum of the beginning balance plus any deposits less any withdrawals averaged across number of days in Days In Period.
  - 6 Net APY This Period is the annualized yield that reflects the relationship between the net interest received plus any Net Accrued Interest and the Average Daily Balance for the statement period.
  - 7 Available Balance reflects the amount that can be withdrawn as of the date of the statement. This balance is the Ending Balance less the Aggregate Net Accrued Interest amount.
- We encourage you to compare the information provided in our statement with the U.S. Bank custody statement. You may access the U.S. Bank custody statement by calling 1-866-343-5516.
- StoneCastle Cash Management, LLC is an SEC Registered Investment Advisor. StoneCastle Cash Management, LLC is an affiliate of StoneCastle Partners, LLC, a leading asset management and financial services company dedicated to investing and serving the community banking sector. Performance data shown represents past performance, and is no guarantee of future results. Rates may change without notice. Please read the Terms and Conditions relating to the FICA program for more complete information and the governing terms of the account. Review your statement for accuracy. If you have any questions regarding your account, contact a FICA representative. Registration with the SEC does not imply a particular level of skill or training.



INVESTMENTS-TEX STAR  
 PATTY BRENNAN, COOKE COUNTY TREASURER  
 MARCH 2018

ACCT NAME	BALANCE FORWARD	DEPOSITS	WITH-DRAWALS	CURRENT INTEREST	ENDING BALANCE
GENERAL	\$ 8,527,173.63	\$ -	\$ 500,000.00	\$ 10,379.53	\$ 8,037,553.16
R & B -1	\$ 1,152,870.20	\$ -	\$ -	\$ 1,468.23	\$ 1,154,338.43
R & B -2	\$ 599,312.66	\$ -	\$ -	\$ 763.26	\$ 600,075.92
R & B -3	\$ 500,554.68	\$ -	\$ -	\$ 637.48	\$ 501,192.16
R & B -4	\$ 867,442.81	\$ -	\$ 150,000.00	\$ 960.67	\$ 718,403.48
FM & L	\$ 328,628.77	\$ -	\$ -	\$ 418.51	\$ 329,047.28
ADULT PROBATION	\$ 232,109.72	\$ -	\$ 20,000.00	\$ 276.42	\$ 212,386.14
PERM IMP	\$ 1,474,583.76	\$ -	\$ 300,000.00	\$ 1,589.84	\$ 1,176,173.60
CC LIBRARY	\$ 25,245.95	\$ -	\$ -	\$ 32.18	\$ 25,278.13
JP- CH SECURITY	\$ 10,128.30	\$ -	\$ -	\$ 12.90	\$ 10,141.20
COURTHOUSE SECURITY	\$ 45,536.48	\$ -	\$ -	\$ 57.97	\$ 45,594.45
RECORDS MANAGEMENT	\$ 25,245.95	\$ -	\$ -	\$ 32.18	\$ 25,278.13
RECORDS PRESERVATION	\$ 55,557.87	\$ -	\$ -	\$ 70.73	\$ 55,628.60
ARCHIVE FEES	\$ 25,250.27	\$ -	\$ -	\$ 32.18	\$ 25,282.45
2012 GO REFUNDING	\$ 102,513.31	\$ 150,000.00	\$ -	\$ 256.86	\$ 252,770.17
STATE FEES	\$ 5,194.88	\$ -	\$ -	\$ 6.61	\$ 5,201.49
DIST ATTY FORFEITURE	\$ 25,147.14	\$ -	\$ -	\$ 32.02	\$ 25,179.16
SHERIFF FORFEITURE	\$ 25,147.14	\$ -	\$ -	\$ 32.02	\$ 25,179.16
<b>TOTAL: TREAS FUND</b>	<b>\$ 14,027,643.52</b>	<b>\$ 150,000.00</b>	<b>\$ 970,000.00</b>	<b>\$ 17,059.59</b>	<b>\$ 13,224,703.11</b>

YEAR - TO - DATE INTEREST	BAL FORWARD	CURRENT INT.	BALANCE
	\$ 49,060.92	\$ 17,059.59	\$ 66,120.51

AVG. YEILD FOR MARCH 2018 1.50% MKT VALUE PER SHARE \$ 1.00

INVESTMENTS-LOGIC  
 PATTY BRENNAN, COOKE COUNTY TREASURER  
 MARCH 2018

ACCT NAME	BALANCE FORWARD	DEPOSITS	WITH-DRAWALS	CURRENT INTEREST	ENDING BALANCE
GENERAL	\$ 3,023,379.71	\$ -	\$ -	\$ 4,423.81	\$ 3,027,803.52
R & B -1	\$ 353,157.97	\$ -	\$ -	\$ 516.75	\$ 353,674.72
R & B -2	\$ 202,100.53	\$ -	\$ -	\$ 295.71	\$ 202,396.24
R & B -3	\$ 252,146.45	\$ -	\$ -	\$ 368.93	\$ 252,515.38
R & B -4	\$ 252,146.45	\$ -	\$ -	\$ 368.93	\$ 252,515.38
FM & L	\$ 101,050.22	\$ -	\$ -	\$ 147.86	\$ 101,198.08
ADULT PROBATION	\$ 151,402.72	\$ -	\$ -	\$ 221.53	\$ 151,624.25
PERM IMP	\$ 306,268.92	\$ -	\$ -	\$ 448.16	\$ 306,717.08
LAW LIBRARY	\$ 25,176.24	\$ -	\$ -	\$ 36.84	\$ 25,213.08
COURTHOUSE SECURITY	\$ 50,525.16	\$ -	\$ -	\$ 73.95	\$ 50,599.11
RECORDS MANAGEMENT	\$ 151,575.37	\$ -	\$ -	\$ 221.79	\$ 151,797.16
RECORDS PRESERVATION	\$ 25,262.50	\$ -	\$ -	\$ 36.95	\$ 25,299.45
ARCHIVE FEES	\$ 25,176.24	\$ -	\$ -	\$ 36.84	\$ 25,213.08
DIST ATTY FORFEITURE	\$ 25,176.24	\$ -	\$ -	\$ 36.84	\$ 25,213.08
SHERIFF FOREITURE	\$ 25,176.24	\$ -	\$ -	\$ 36.84	\$ 25,213.08
2012 GO REFUNDING	\$ 77,767.30	\$ -	\$ -	\$ 113.78	\$ 77,881.08
TOTAL: TREAS FUND	\$ 5,047,488.26	\$ -	\$ -	\$ 7,385.51	\$ 5,054,873.77

YEAR - TO - DATE INTEREST	BAL FORWARD	CURRENT INT.	BALANCE
	\$ 24,792.89	\$ 7,385.51	\$ 32,178.40

AVG. YIELD FOR MARCH 2018 1.72% MKT VALUE PER SHARE \$ 1.00

**INVESTMENTS-TEXPOOL**  
**PATTY BRENNAN, COOKE COUNTY TREASURER**  
**MARCH 2018**

ACCT NAME	BALANCE FORWARD	DEPOSITS	WITH-DRAWALS	CURRENT INTEREST	ENDING BALANCE
GENERAL	\$ 8,545,457.78	\$ -	\$ 500,000.00	\$ 10,510.79	\$ 8,055,968.57
R & B -1	\$ 1,167,772.15	\$ -	\$ -	\$ 1,503.13	\$ 1,169,275.28
R & B -2	\$ 614,075.43	\$ -	\$ -	\$ 790.46	\$ 614,865.89
R & B -3	\$ 492,177.07	\$ -	\$ -	\$ 633.52	\$ 492,810.59
R & B -4	\$ 867,703.55	\$ -	\$ 150,000.00	\$ 970.24	\$ 718,673.79
FM & L	\$ 320,991.89	\$ -	\$ -	\$ 413.19	\$ 321,405.08
STATE FUNDS	\$ 8,178.10	\$ -	\$ -	\$ 10.50	\$ 8,188.60
TJPC	\$ 22,592.60	\$ -	\$ 10,000.00	\$ 19.32	\$ 12,611.92
DIST CLK PRESERVATION	\$ 10,172.08	\$ -	\$ -	\$ 13.09	\$ 10,185.17
COUNTY/DIST TECH	\$ 1,542.96	\$ -	\$ -	\$ 1.98	\$ 1,544.94
ADULT PROB	\$ 226,658.47	\$ -	\$ 20,000.00	\$ 272.18	\$ 206,930.65
JUV-ISP	\$ 4,869.79	\$ -	\$ -	\$ 6.26	\$ 4,876.05
COURT REP	\$ 42,873.70	\$ -	\$ -	\$ 55.16	\$ 42,928.86
PERM IMP	\$ 1,459,293.46	\$ -	\$ 300,000.00	\$ 1,585.13	\$ 1,160,878.59
LAW ENFORCEMENT ED	\$ 10,169.99	\$ -	\$ -	\$ 13.09	\$ 10,183.08
JP-CH SECURITY	\$ 5,105.56	\$ -	\$ -	\$ 6.56	\$ 5,112.12
DIST CLK RECORDS MGMT	\$ 15,261.17	\$ -	\$ -	\$ 19.67	\$ 15,280.84
DIST CLK ARCHIVE	\$ 4,069.45	\$ -	\$ -	\$ 5.25	\$ 4,074.70
COUNTY ATTY CHECK COLLECT	\$ 4,585.65	\$ -	\$ -	\$ 5.90	\$ 4,591.55
JUV PROB-IVE	\$ 1,070.48	\$ -	\$ -	\$ 1.36	\$ 1,071.84
LAW LIBRARY	\$ 82,826.61	\$ -	\$ -	\$ 106.60	\$ 82,933.21
JP TECH	\$ 17,094.36	\$ -	\$ -	\$ 22.02	\$ 17,116.38
CH SECURITY	\$ 133,972.23	\$ -	\$ -	\$ 172.49	\$ 134,144.72
REC MGMT	\$ 117,554.17	\$ -	\$ -	\$ 151.35	\$ 117,705.52
REC PRESV	\$ 59,737.08	\$ -	\$ -	\$ 76.87	\$ 59,813.95
LIBRARY	\$ 22,521.19	\$ -	\$ -	\$ 28.97	\$ 22,550.16
ARCHIVE	\$ 55,377.75	\$ -	\$ -	\$ 71.25	\$ 55,449.00
DIST ATTY FORFEITURE	\$ 30,561.74	\$ -	\$ -	\$ 39.37	\$ 30,601.11
SHERIFF FORFEITURE	\$ 38,139.69	\$ -	\$ -	\$ 49.07	\$ 38,188.76

INVESTMENTS-TEXPOOL

PATTY BRENNAN, COOKE COUNTY TREASURER

MARCH 2018

ACCT NAME	BALANCE FORWARD	DEPOSITS	WITH-DRAWALS	CURRENT INTEREST	ENDING BALANCE
JAIL COMMISSARY	\$ 79,274.65	\$ -	\$ -	\$ 102.03	\$ 79,376.68
2004 GO-REFUNDING	\$ 112,978.66	\$ 150,000.00	\$ -	\$ 274.22	\$ 263,252.88
<b>TOTAL: TREAS FUND</b>	<b>\$ 14,574,659.46</b>	<b>\$ -</b>	<b>\$ 980,000.00</b>	<b>\$ 17,931.02</b>	<b>\$ 13,762,590.48</b>

YEAR - TO - DATE INTEREST BAL FORWARD CURRENT INT. BALANCE  
 \$ 52,758.54 \$ 17,931.02 \$ 70,689.56

AVG. YEILD FOR MARCH 2018 1.52% MKT VALUE PER SHARE \$ 1.00

FUND NAME	CHECKING ACCOUNT	CHECKING AMOUNT	TDOA ACCOUNT	TDOA AMOUNT	FUND TOTAL
2018 001 GENERAL	TREAS FUND	1,211,057.50	TEXPOOL LOGIC	8,055,968.57	
			TEXSTAR	3,027,803.52	
			STONE	8,037,553.16	
			CERT DEPOS	2,007,463.87	
				1,750,000.00	24,089,846.62
2018 011 ROAD & BRIDGE 1	TREAS FUND	267,755.54	TEXPOOL LOGIC	1,169,275.28	
			TEXSTAR	353,674.72	
			STONE	1,154,338.43	2,945,043.97
2018 012 ROAD & BRIDGE 2	TREAS FUND	242,906.83	TEXPOOL LOGIC	614,865.89	
			TEXSTAR	202,396.24	
				600,075.92	1,660,244.88
2018 013 ROAD & BRIDGE 3	TREAS FUND	499,925.99	TEXPOOL LOGIC	492,810.59	
			TEXSTAR	252,515.38	
				501,192.16	1,746,444.12
2018 014 ROAD & BRIDGE 4	TREAS FUND	196,791.05	TEXPOOL LOGIC	718,673.79	
			TEXSTAR	252,515.38	
				718,403.48	1,886,383.70
2018 018 CERTZ TIF	TREAS FUND		TEXPOOL LOGIC		
2018 019 FM & LATERAL	TREAS FUND	8,684.16	TEXPOOL LOGIC	321,405.08	
			TEXSTAR	101,198.08	
				329,047.28	760,334.60
2018 020 TJPC	TREAS FUND	14,810.56	TEXPOOL LOGIC	12,611.92	
			TEXSTAR		27,422.48
2018 021 JUVENILE PROB-ISP	TREAS FUND	7,283.39	TEXPOOL LOGIC	4,876.05	
			TEXSTAR		12,159.44
2018 022 JUVENILE PROBATION	TREAS FUND	12,717.54	TEXPOOL		
2018 023 JUVENILE PROB. IV-E	TREAS FUND	6,502.70	TEXPOOL LOGIC	1,071.84	
			TEXSTAR		12,717.54
2018 028 ADULT PROBATION	TREAS FUND	6,716.06	TEXPOOL LOGIC	206,930.65	
			TEXSTAR	151,624.25	
				212,386.14	577,657.10
2018 029 COMMUNITY CORRECTIONS	TREAS FUND	12,588.60	TEXPOOL LOGIC		
			TEXSTAR		12,588.60
2018 031 CONTRACT ELECTIONS	TREAS FUND	4,534.54	TEXPOOL LOGIC		
			TEXSTAR		4,534.54
2018 032 DISTRICT CLERK PRESERVATION	TREAS FUND	19,465.27	TEXPOOL LOGIC	10,185.17	
					10,185.17

FUND NAME	CHECKING ACCOUNT	CHECKING AMOUNT	TDOA ACCOUNT	TDOA AMOUNT	FUND TOTAL
2018 033 COUNTY/DISTRICT TECHNOLOGY FTREAS FUND		2,709.42	TEXSTAR	1,544.94	29,650.44
2018 034 COURT REPORTER	TREAS FUND	1,389.28	TEXPOOL LOGIC	42,928.86	4,254.36
2018 035 PERMANENT IMPROVEMENT	TREAS FUND	122,800.55-	TEXPOOL LOGIC	1,160,878.59	44,318.14
2018 037 LAW ENFORCEMENT ED	TREAS FUND	10,094.75	TEXSTAR	306,717.08	2,520,968.72
2018 038 JP TECH	TREAS FUND	22,064.66	TEXSTAR	1,176,173.60	10,183.08
2018 040 LAW LIBRARY	TREAS FUND	34,406.98	TEXPOOL LOGIC	17,116.38	20,277.83
2018 041 CC LIBRARY FUND	TREAS FUND	20,366.40	TEXSTAR	82,933.21	39,181.04
2018 042 CC HISTORICAL COMM.	TREAS FUND	4,215.95	TEXPOOL LOGIC	25,213.08	142,553.27
2018 043 JP COURTHOUSE SECURITY	TREAS FUND	4,030.09	TEXSTAR	22,550.16	68,194.69
2018 044 COURTHOUSE SECURITY	TREAS FUND	40,744.27	TEXSTAR	25,278.13	4,215.95
2018 045 FLOOD DAMAGE	TREAS FUND		TEXPOOL LOGIC	5,112.12	19,283.41
2018 046 CHAPTER 19	TREAS FUND		TEXSTAR	10,141.20	
2018 047 CC RECORDS MANAGEMENT	TREAS FUND	2,137.59	TEXPOOL LOGIC	134,144.72	
2018 048 COUNTY RECORDS MANAGEMENT	TREAS FUND	38,638.63	TEXSTAR	50,599.11	271,082.55
2018 049 CC RECORDS PRESERVATION	TREAS FUND	43,003.52	TEXPOOL LOGIC	45,594.45	
			TEXSTAR	117,705.52	2,137.59
			TEXSTAR	151,797.16	333,419.44
			TEXSTAR	25,278.13	183,745.52

FUND NAME	CHECKING ACCOUNT	CHECKING AMOUNT	TDOA ACCOUNT	TDOA AMOUNT	FUND TOTAL
2018 050 DIST CLERK RECORDS MANAGEMENTREAS FUND	TREAS FUND	23,707.87	TEXPOOL LOGIC TEXSTAR	15,280.84	38,988.71
2018 051 DISTRICT CLERK ARCHIVE	TREAS FUND	19,505.92	TEXPOOL LOGIC TEXSTAR	4,074.70	23,580.62
2018 052 COUNTY CLERK ARCHIVE FEE	TREAS FUND	26,928.16	TEXPOOL LOGIC TEXSTAR	55,449.00 25,213.08 25,282.45	132,872.69
2018 053 CA CHECK COLLECTING	TREAS FUND	1,560.13	TEXPOOL LOGIC TEXSTAR	4,591.55	6,151.68
2018 054 DA CHECK COLLECTING	TREAS FUND	75.34	TEXPOOL		75.34
2018 055 CO ATTY FORFEITURE	TREAS FUND				
2018 056 DISTRICT ATTY FORFEITURE	TREAS FUND	25,679.38	TEXPOOL LOGIC TEXSTAR	30,601.11 25,213.08 25,179.16	106,672.73
2018 057 D A SEIZURE FUND	TREAS FUND	32,881.00	TEXPOOL		32,881.00
2018 058 SHERIFF FORFEITURE	TREAS FUND	37,423.33	TEXPOOL LOGIC TEXSTAR	38,188.76 25,213.08 25,179.16	126,004.33
2018 059 JAIL COMMISSARY	TREAS FUND	44,529.31	TEXPOOL LOGIC TEXSTAR	79,376.68	123,905.99
2018 061 2004 GO REFUNDING DEBT SERVITREAS FUND	TREAS FUND	18,256.50	TEXPOOL LOGIC TEXSTAR	263,252.88 77,881.08 252,770.17	612,160.63
2018 088 STATE FEES	TREAS FUND	165,286.39	TEXPOOL LOGIC TEXSTAR	8,188.60 5,201.49	178,676.48
2018 090 OFFICER'S TRUST	TREAS FUND		TEXPOOL		
2018 091 LIBRARY TRUST - LIDDELL	TREAS FUND	1,154.31	CERT DEPOS	15,000.00	16,154.31
2018 092 LIBRARY TRUST - ROSENSTEIN	TREAS FUND	1,265.69	CERT DEPOS	19,000.00	20,265.69
2018 098 PAYROLL CLEARING	PAYROLL	1,998,165.33			1,998,165.33
2018 100 CHILD ABUSE PREVENTION FUND	TREAS FUND	307.98	TEXPOOL		307.98
2018 101 PRETRIAL DIVERSION	TREAS FUND	11,034.00	TEXPOOL		11,034.00
2018 102 HOTEL OCCUPANCY TAX FUND	TREAS FUND	48,788.02	TEXPOOL LOGIC		

DATE 1/2018

TIME 08:29

COMBINED STATEMENT OF CASH POSITION FOR MARCH

GEL102 PAGE

4

FUND NAME	CHECKING ACCOUNT	CHECKING AMOUNT	TDOA ACCOUNT	TDOA AMOUNT	FUND TOTAL
		-----	TEXSTAR	-----	48,788.02
TOTAL		5,069,289.38		35,833,631.23	40,902,920.61



CHECK ACCOUNT

ACCOUNT BALANCE - TREAS FUND  
ACCOUNT BALANCE - PAYROLL

CHECK

3,071,124.05  
1,998,165.33

TOTAL

5,069,289.38

TDOA ACCOUNT

ACCOUNT BALANCE - TEXPOOL  
ACCOUNT BALANCE - LOGIC  
ACCOUNT BALANCE - TEXSTAR  
ACCOUNT BALANCE - STONE  
ACCOUNT BALANCE - CERT DEPOS

TDOA

13,762,590.48  
5,054,873.77  
13,224,703.11  
2,007,463.87  
1,784,000.00

TOTAL

35,833,631.23

ACCOUNT NAME	BEGINNING CASH BALANCE	CASH RECEIPTS	CASH DISBURSEMENTS	ENDING CASH BALANCE
2018 001 GENERAL				
CASH - GENERAL FUND	1,287,460.72	1,951,986.71	2,028,389.93-	1,211,057.50
CASH ON HAND	1,969.00	.00	.00	1,969.00
CASH INVESTED-TEXPOOL	8,545,457.78	10,510.79	500,000.00-	8,055,968.57
CASH INVESTED - LOGIC	3,023,379.71	4,423.81	.00	3,027,803.52
CASH INVESTED - TEXSTAR	8,527,173.63	10,379.53	500,000.00-	8,037,553.16
T-BILLS - INVESTMENTS	2,005,387.05	2,076.82	.00	2,007,463.87
CASH INVESTMENT-CD	1,750,000.00	.00	.00	1,750,000.00
FUND TOTALS	25,140,827.89	1,979,377.66	3,028,389.93-	24,091,815.62
2018 011 ROAD & BRIDGE 1				
CASH - ROAD & BRIDGE # 1	304,230.98	107,713.50	144,188.94-	267,755.54
CASH INVESTED	1,167,772.15	1,503.13	.00	1,169,275.28
CASH INVESTED - LOGIC	353,157.97	516.75	.00	353,674.72
CASH INVESTED - TEXSTAR	1,152,870.20	1,468.23	.00	1,154,338.43
STONE CASTLE	.00	.00	.00	.00
T-BILL INVESTMENTS	.00	.00	.00	.00
FUND TOTALS	2,978,031.30	111,201.61	144,188.94-	2,945,043.97
2018 012 ROAD & BRIDGE 2				
CASH - ROAD & BRIDGE # 2	291,528.92	69,688.65	118,310.74-	242,906.83
CASH INVESTED	614,075.43	790.46	.00	614,865.89
CASH INVESTED - LOGIC	202,100.53	295.71	.00	202,396.24
CASH INVESTED - TEXSTAR	599,312.66	763.26	.00	600,075.92
T-BILL INVESTMENTS	.00	.00	.00	.00
FUND TOTALS	1,707,017.54	71,538.08	118,310.74-	1,660,244.88
2018 013 ROAD & BRIDGE 3				
CASH - ROAD & BRIDGE # 3	540,836.67	69,643.94	110,554.62-	499,925.99
CASH INVESTED	492,177.07	633.52	.00	492,810.59
CASH INVESTED - LOGIC	252,146.45	368.93	.00	252,515.38
CASH INVESTED - TEXSTAR	500,554.68	637.48	.00	501,192.16
T-BILL INVESTMENTS	.00	.00	.00	.00
FUND TOTALS	1,785,714.87	71,283.87	110,554.62-	1,746,444.12
2018 014 ROAD & BRIDGE 4				
CASH - ROAD & BRIDGE # 4	145,993.09	368,919.57	318,121.61-	196,791.05
CASH INVESTED - TEXPOOL	867,703.55	970.24	150,000.00-	718,673.79
CASH INVESTED - LOGIC	252,146.45	368.93	.00	252,515.38
CASH INVESTED - TEXSTAR	867,442.81	960.67	150,000.00-	718,403.48
T-BILL INVESTMENTS	.00	.00	.00	.00
FUND TOTALS	2,133,285.90	371,219.41	618,121.61-	1,886,383.70
2018 018 CERTZ TIF				
CASH - CERTZ TIF	.00	.00	.00	.00
CASH INVESTED	.00	.00	.00	.00
CASH INVESTED - LOGIC	.00	.00	.00	.00
T-BILL INVESTMENT	.00	.00	.00	.00
FUND TOTALS	.00	.00	.00	.00
2018 019 FM & LATERAL				
CASH - F M & LATERAL	8,604.85	99.28	19.97-	8,684.16
CASH INVESTED	320,991.89	413.19	.00	321,405.08
CASH INVESTED - LOGIC	101,050.22	147.86	.00	101,198.08
CASH INVESTED - TEXSTAR	328,628.77	418.51	.00	329,047.28

ACCOUNT NAME	BEGINNING CASH BALANCE	CASH RECEIPTS	CASH DISBURSEMENTS	ENDING CASH BALANCE
2018 020 TJPC				
T-BILL INVESTMENT	759,275.73	1,078.84	19.97-	760,334.60
FUND TOTALS				
CASH - T.J.F.C.	511.81	61,440.00	47,141.25-	14,810.56
CASH INVESTED	22,592.60	19.32	10,000.00-	12,611.92
CASH INVESTED - LOGIC	.00	.00	.00	.00
CASH INVESTED - TEXSTAR	.00	.00	.00	.00
FUND TOTALS	23,104.41	61,459.32	57,141.25-	27,422.48
2018 021 JUVENILE PROB-ISP				
CASH - JUVENILE PROBATION	7,277.62	5.77	.00	7,283.39
INVESTMENTS	4,869.79	6.26	.00	4,876.05
CASH INVESTED - LOGIC	.00	.00	.00	.00
CASH INVESTED - TEXSTAR	.00	.00	.00	.00
FUND TOTALS	12,147.41	12.03	.00	12,159.44
2018 022 JUVENILE PROBATION				
CASH - JUV. PROB. DIV	12,532.59	184.95	.00	12,717.54
INVESTMENTS	.00	.00	.00	.00
FUND TOTALS	12,532.59	184.95	.00	12,717.54
2018 023 JUVENILE PROB. IV-E				
CASH - IV-E	6,640.51	5.19	143.00-	6,502.70
CASH INVESTED	1,070.48	1.36	.00	1,071.84
CASH INVESTED - LOGIC	.00	.00	.00	.00
CASH INVESTED - TEXSTAR	.00	.00	.00	.00
FUND TOTALS	7,710.99	6.55	143.00-	7,574.54
2018 028 ADULT PROBATION				
CASH - ADULT PROBATION	27,445.75	106,246.77	126,976.46-	6,716.06
CASH ON HAND	75.00	.00	.00	75.00
CASH INVESTED - TEXPOOL	226,658.47	272.18	20,000.00-	206,930.65
CASH INVESTED - LOGIC	151,402.72	221.53	.00	151,624.25
CASH INVESTED - TEXSTAR	232,109.72	276.42	20,000.00-	212,386.14
FUND TOTALS	637,691.66	107,016.90	166,976.46-	577,732.10
2018 029 COMMUNITY CORRECTIONS				
CASH - COMMUNITY CORRECTI	2,428.87	15,939.00	5,779.27-	12,588.60
INVESTMENTS	.00	.00	.00	.00
CASH INVESTED - LOGIC	.00	.00	.00	.00
FUND TOTALS	2,428.87	15,939.00	5,779.27-	12,588.60
2018 031 CONTRACT ELECTIONS				
CASH - CONTRACT ELECTIONS	4,531.03	3.51	.00	4,534.54
CASH INVESTED - TEXPOOL	.00	.00	.00	.00
CASH INVESTED - LOGIC	.00	.00	.00	.00
FUND TOTALS	4,531.03	3.51	.00	4,534.54
2018 032 DISTRICT CLERK PRESERVATION				
CASH - DISTRICT CLERK PRESVATI	20,618.72	525.80	1,679.25-	19,465.27
INVESTMENTS	10,172.08	13.09	.00	10,185.17
CASH INVESTED - LOGIC	.00	.00	.00	.00
CASH INVESTED - TEXSTAR	.00	.00	.00	.00
FUND TOTALS	30,790.80	538.89	1,679.25-	29,650.44
2018 033 COUNTY/DISTRICT TECHNOLOGY FUN				
CASH - COUNTY/DISTRICT TECH	2,473.14	236.28	.00	2,709.42

ACCOUNT NAME	BEGINNING CASH BALANCE	CASH RECEIPTS	CASH DISBURSEMENTS	ENDING CASH BALANCE
INVESTMENTS	1,542.96	1.98	.00	1,544.94
CASH INVESTED - LOGIC	.00	.00	.00	.00
CASH INVESTED - TEXSTAR	.00	.00	.00	.00
FUND TOTALS	4,016.10	238.76	.00	4,254.36
2018 034 COURT REPORTER				
CASH - COURT REPORTER FUND	4,563.24	1,112.00	4,285.96-	1,389.28
INVESTMENTS	42,873.70	55.16	.00	42,928.86
CASH INVESTED - LOGIC	.00	.00	.00	.00
CASH INVESTED - TEXSTAR	.00	.00	.00	.00
FUND TOTALS	47,436.94	1,167.16	4,285.96-	44,318.14
2018 035 PERMANENT IMPROVEMENT				
CASH - PERMANENT IMPROVEM	702,156.45-	616,855.90	37,500.00-	122,800.55-
CASH INVESTED	1,459,293.46	1,585.13	300,000.00-	1,160,878.59
CASH INVESTED - LOGIC	306,268.92	448.16	.00	306,717.08
CASH INVESTED - TEXSTAR	1,474,583.76	1,589.84	300,000.00-	1,176,173.60
STONE CASTLE	.00	.00	.00	.00
T-BILL INVESTMENTS	.00	.00	.00	.00
FUND TOTALS	2,537,989.69	620,479.03	637,500.00-	2,520,968.72
2018 037 LAW ENFORCEMENT ED				
CASH - LAW ENFORCEMENT ED	10,986.40	33.35	925.00-	10,094.75
CASH INVESTED	10,169.99	13.09	.00	10,183.08
CASH INVESTED - LOGIC	.00	.00	.00	.00
CASH INVESTED - TEXSTAR	.00	.00	.00	.00
FUND TOTALS	21,156.39	46.44	925.00-	20,277.83
2018 038 JP TECH				
CASH - J P TECH FUND	21,024.36	1,643.46	603.16-	22,064.66
INVESTMENTS	17,094.36	22.02	.00	17,116.38
CASH INVESTED - LOGIC	.00	.00	.00	.00
CASH INVESTED - TEXSTAR	.00	.00	.00	.00
FUND TOTALS	38,118.72	1,665.48	603.16-	39,181.04
2018 040 LAW LIBRARY				
CASH - LAW LIBRARY	32,824.30	2,021.31	438.63-	34,406.98
CASH INVESTED	82,826.61	106.60	.00	82,933.21
CASH INVESTED - LOGIC	25,176.24	36.84	.00	25,213.08
CASH INVESTED - TEXSTAR	.00	.00	.00	.00
FUND TOTALS	140,827.15	2,164.75	438.63-	142,553.27
2018 041 CC LIBRARY FUND				
CASH - COOKE COUNTY LIBRA	19,340.83	1,557.19	531.62-	20,366.40
CASH INVESTED	22,521.19	28.97	.00	22,550.16
CASH INVESTED - LOGIC	.00	.00	.00	.00
CASH INVESTED - TEXSTAR	25,245.95	32.18	.00	25,278.13
T-BILL INVESTMENTS	.00	.00	.00	.00
FUND TOTALS	67,107.97	1,618.34	531.62-	68,194.69
2018 042 CC HISTORICAL COMM.				
CASH - COOKE CO. HISTORIC	4,212.61	3.34	.00	4,215.95
FUND TOTALS	4,212.61	3.34	.00	4,215.95
2018 043 JP COURTHOUSE SECURITY				
CASH - JP COURTHOUSE SECURITY	3,620.47	409.62	.00	4,030.09
CASH INVESTED	5,105.56	6.56	.00	5,112.12

ACCOUNT NAME	BEGINNING CASH BALANCE	CASH RECEIPTS	CASH DISBURSEMENTS	ENDING CASH BALANCE
2018 044 COURTHOUSE SECURITY				
CASH - COURTHOUSE SECURITY	38,151.36	2,592.91	.00	40,744.27
CASH INVESTED	133,972.23	172.49	.00	134,144.72
CASH INVESTED - LOGIC	50,525.16	73.95	.00	50,599.11
CASH INVESTED - TEXSTAR	45,536.48	57.97	.00	45,594.45
FUND TOTALS	268,185.23	2,897.32	.00	271,082.55
2018 045 FLOOD DAMAGE				
CASH - FLOOD DAMAGE	.00	.00	.00	.00
CASH INVESTED - TEXPOOL	.00	.00	.00	.00
CASH INVESTED - LOGIC	.00	.00	.00	.00
FUND TOTALS	.00	.00	.00	.00
2018 046 CHAPTER 19				
CASH - CHAPTER 19	.00	.00	.00	.00
INVESTMENTS	.00	.00	.00	.00
FUND TOTALS	.00	.00	.00	.00
2018 047 CC RECORDS MANAGEMENT				
CASH - CC RECORDS MANAGEMENT	2,041.89	95.70	.00	2,137.59
INVESTMENTS - TEXPOOL	.00	.00	.00	.00
FUND TOTALS	2,041.89	95.70	.00	2,137.59
2018 048 COUNTY RECORDS MANAGEMENT				
CASH - RECORDS MANAGEMENT	36,688.31	1,950.32	.00	38,638.63
CASH INVESTED - TEXPOOL	117,554.17	151.35	.00	117,705.52
CASH INVESTED - LOGIC	151,575.37	221.79	.00	151,797.16
CASH INVESTED - TEXSTAR	25,245.95	32.18	.00	25,278.13
FUND TOTALS	331,063.80	2,355.64	.00	333,419.44
2018 049 CC RECORDS PRESERVATION				
CASH - RECORDS PRESERVATI	35,489.19	7,514.33	.00	43,003.52
CASH INVESTED -TEXPOOL	59,737.08	76.87	.00	59,813.95
CASH INVESTED - LOGIC	25,262.50	36.95	.00	25,299.45
CASH INVESTED - TEXSTAR	55,557.87	70.73	.00	55,628.60
FUND TOTALS	176,046.64	7,698.88	.00	183,745.52
2018 050 DIST CLERK RECORDS MANAGEMENT				
CASH - D C RECORDS MANAGEMENT	23,272.89	434.98	.00	23,707.87
CASH INVESTED	15,261.17	19.67	.00	15,280.84
CASH INVESTED - LOGIC	.00	.00	.00	.00
CASH INVESTED - TEXSTAR	.00	.00	.00	.00
FUND TOTALS	38,534.06	454.65	.00	38,988.71
2018 051 DISTRICT CLERK ARCHIVE				
DISTRICT CLERK ARCHIVE	21,472.02	404.62	2,370.72-	19,505.92
INVESTMENTS	4,069.45	5.25	.00	4,074.70
CASH INVESTED - LOGIC	.00	.00	.00	.00
CASH INVESTED - TEXSTAR	.00	.00	.00	.00
FUND TOTALS	25,541.47	409.87	2,370.72-	23,580.62
2018 052 COUNTY CLERK ARCHIVE FEE				
CASH -RECORDS ARCHIVE	26,759.47	6,788.69	6,620.00-	26,928.16

ACCOUNT NAME	BEGINNING CASH BALANCE	CASH RECEIPTS	CASH DISBURSEMENTS	ENDING CASH BALANCE
INVESTMENTS	55,377.75	71.25	.00	55,449.00
CASH INVESTED - LOGIC	25,176.24	36.84	.00	25,213.08
CASH INVESTED - TEXSTAR	25,250.27	32.18	.00	25,282.45
FUND TOTALS	132,563.73	6,928.96	6,620.00	132,872.69
2018 053 CA CHECK COLLECTING				
CASH - CHECK COLLECTING &	1,636.56	90.00	166.43	1,560.13
CASH INVESTED	4,585.65	5.90	.00	4,591.55
CASH INVESTED - LOGIC	.00	.00	.00	.00
CASH INVESTED - TEXSTAR	.00	.00	.00	.00
FUND TOTALS	6,222.21	95.90	166.43	6,151.68
2018 054 DA CHECK COLLECTING				
CASH - DA CHECK COLLECTING	75.34	.00	.00	75.34
CASH INVESTED	.00	.00	.00	.00
FUND TOTALS	75.34	.00	.00	75.34
2018 055 CO ATTY FORFEITURE				
FUND TOTALS	.00	.00	.00	.00
2018 056 DISTRICT ATTY FORFEITURE				
CASH - D.A. FORFEITURE FU	24,083.71	1,595.67	.00	25,679.38
CASH INVESTED - TEXPOOL	30,561.74	39.37	.00	30,601.11
CASH INVESTED - LOGIC	25,176.24	36.84	.00	25,213.08
CASH INVESTED - TEXSTAR	25,147.14	32.02	.00	25,179.16
FUND TOTALS	104,968.83	1,703.90	.00	106,672.73
2018 057 D A SEIZURE FUND				
CASH - SEIZURE-LAW	31,528.00	4,833.00	3,480.00	32,881.00
INVESTMENTS	.00	.00	.00	.00
FUND TOTALS	31,528.00	4,833.00	3,480.00	32,881.00
2018 058 SHERIFF FORFEITURE				
CASH - SHERIFF FORFEITURE	39,911.15	167.18	2,655.00	37,423.33
INVESTMENTS	38,139.69	49.07	.00	38,188.76
CASH INVESTED - LOGIC	25,176.24	36.84	.00	25,213.08
CASH INVESTED - TEXSTAR	25,147.14	32.02	.00	25,179.16
FUND TOTALS	128,374.22	285.11	2,655.00	126,004.33
2018 059 JAIL COMMISSARY				
CASH - JAIL COMMISSARY	43,167.64	1,804.31	442.64	44,529.31
CASH INVESTED - TEXPOOL	79,274.65	102.03	.00	79,376.68
CASH INVESTED - LOGIC	.00	.00	.00	.00
CASH INVESTED - TEXSTAR	.00	.00	.00	.00
FUND TOTALS	122,442.29	1,906.34	442.64	123,905.99
2018 061 2004 GO REFUNDING DEBT SERVICE				
CASH - 2004 GO REFUNDING D/S	300,122.55	18,133.95	300,000.00	18,256.50
CASH INVESTED	112,978.66	150,274.22	.00	263,252.88
CASH INVESTED - LOGIC	77,767.30	113.78	.00	77,881.08
CASH INVESTED - TEXSTAR	102,513.31	150,256.86	.00	252,770.17
T-BILL INVESTMENTS	.00	.00	.00	.00
FUND TOTALS	593,381.82	318,778.81	300,000.00	612,160.63
2018 088 STATE FEES				
CASH - STATE FEES	104,321.56	60,981.49	16.66	165,286.39
CASH INVESTED	8,178.10	10.50	.00	8,188.60

ACCOUNT NAME	BEGINNING CASH BALANCE	CASH RECEIPTS	CASH DISBURSEMENTS	ENDING CASH BALANCE
2018 090 OFFICER'S TRUST				
CASH-INVESTED - LOGIC	.00	.00	.00	.00
CASH INVESTED - TEXSTAR	5,194.88	6.61	.00	5,201.49
FUND TOTALS	117,694.54	60,998.60	16.66-	178,676.48
2018 091 LIBRARY TRUST - LIDDELL				
CASH-LIBRARY TRUST/LIDDELL	1,152.49	1.82	.00	1,154.31
CD INVESTMENT	15,000.00	.00	.00	15,000.00
FUND TOTALS	16,152.49	1.82	.00	16,154.31
2018 092 LIBRARY TRUST - ROSENSTEIN				
CASH-LIBRARY TRUST/ROSENSTEIN	1,352.29	51.37	137.97-	1,265.69
CD INVESTMENT	19,000.00	.00	.00	19,000.00
FUND TOTALS	20,352.29	51.37	137.97-	20,265.69
2018 098 PAYROLL CLEARING				
CASH - PAYROLL CLEARING	545,449.54	1,452,715.79	.00	1,998,165.33
INVESTMENTS	.00	.00	.00	.00
FUND TOTALS	545,449.54	1,452,715.79	.00	1,998,165.33
2018 100 CHILD ABUSE PREVENTION FUND				
CASH-CHILD ABUSE PREVENTION	306.17	1.81	.00	307.98
CASH INVESTED	.00	.00	.00	.00
FUND TOTALS	306.17	1.81	.00	307.98
2018 101 PRETRIAL DIVERSION				
CASH-PRETRIAL DIVERSION	11,034.00	.00	.00	11,034.00
CASH INVESTED	.00	.00	.00	.00
CASH INVESTED - LOGIC	.00	.00	.00	.00
FUND TOTALS	11,034.00	.00	.00	11,034.00
2018 102 HOTEL OCCUPANCY TAX FUND				
CASH - HOTEL OCCUPANCY TAX	39,440.12	9,347.90	.00	48,788.02
CASH INVESTED - TEXPOOL	.00	.00	.00	.00
CASH INVESTED - LOGIC	.00	.00	.00	.00
CASH INVESTED - TEXSTAR	.00	.00	.00	.00
FUND TOTALS	39,440.12	9,347.90	.00	48,788.02
GRAND TOTALS	40,826,209.57	5,290,233.87	5,211,478.83-	40,904,964.61