



**MONTHLY REPORT**

**AUGUST 2018**


**PATTY BRENNAN**


**COOKE COUNTY TREASURER**

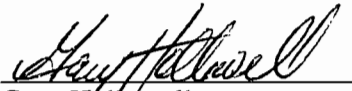
**FINANCIAL REPORTS**


August 2018


In accordance with Local Government Code 114.026, this affidavit states the current cash and reports in the custody of the county treasurer as of this date of August 31, 2018.


  
\_\_\_\_\_  
Jason Brinkley,  
Cooke County Judge

  
\_\_\_\_\_  
Rebecca Lawson,  
Cooke County Clerk

  
\_\_\_\_\_  
Gary Hollowell,  
Commissioner Pct. #1

  
\_\_\_\_\_  
Jason Snuggs,  
Commissioner Pct. #2

  
\_\_\_\_\_  
John Klement,  
Commission Pct. #3

  
\_\_\_\_\_  
Leon Klement,  
Commissioner Pct. #4

FILED FOR RECORD

18 SEP 24 PM 1:31

REBECCA LAWSON  
COUNTY CLERK, COOKE CO. TX

BY  DEPUTY

**AFFIDAVIT**

**STATE OF TEXAS**

**COUNTY OF COOKE**


**The members of the Commissioners' Court of Cooke County, Texas, state as follows:**

The requirement of Subsection (C) of the Texas Local Government Code, §114.026 have been met for the term of **August 2018**. The amount of cash and other assets in the custody of the County Treasurer at the time of examination are:

Cash (includes on hand, money market accounts, and short term investments) \$ 33,829,539.37


Other Assets (long term investments) \$ 0.00.

Sworn to and subscribed this 24 day of September.

  
\_\_\_\_\_  
Jason Brinkley, Cooke County Judge

  
\_\_\_\_\_  
Gary Hollowell, Commissioner, Pct 1

  
\_\_\_\_\_  
Jason Snuggs, Commissioner, Pct 2

  
\_\_\_\_\_  
John Klement, Commissioner, Pct 3

  
\_\_\_\_\_  
Leon Klement, Commissioner, Pct 4

**ATTEST:**

  
\_\_\_\_\_  
Rebecca Lawson, County Clerk

FILED FOR RECORD

18 SEP 24 PM 1:31

REBECCA LAWSON  
COUNTY CLERK, COOKE CO. TX

BY RL DEPUTY

PRIOR MONTH ENDING BANK STATEMENT BALANCE	\$138,954.43	.
CLEARED DEPOSITS	\$1,464,875.07	4
CLEARED ADDITIONS	\$ .00	
CLEARED CHECKS	\$946,002.59-	53
CLEARED DEDUCTIONS	\$435,502.23-	9

---

CURRENT MONTH ENDING BANK STATEMENT BALANCE \$222,324.68

CURRENT MONTH ENDING BANK STATEMENT BALANCE	\$222,324.68	
OUTSTANDING DEPOSITS	\$ .00	
OUTSTANDING ADDITIONS	\$ .00	
OUTSTANDING CHECKS	\$23,764.24-	20
OUTSTANDING DEDUCTIONS	\$ .00	

---

RECONCILED BOOK BALANCE \$198,560.44

ENDING STATEMENT DATE 08/31/2018 CLERK: PB

PRIOR MONTH ENDING BANK STATEMENT BALANCE	\$3,800,194.46	
CLEARED DEPOSITS	\$3,319,074.75	238
CLEARED ADDITIONS	\$120,483.38	3
CLEARED CHECKS	\$2,779,000.39-	479
CLEARED DEDUCTIONS	\$371,267.27-	9
<hr/>		
CURRENT MONTH ENDING BANK STATEMENT BALANCE	\$4,089,484.93	
CURRENT MONTH ENDING BANK STATEMENT BALANCE	\$4,089,484.93	
OUTSTANDING DEPOSITS	\$11,325.90	1
OUTSTANDING ADDITIONS	\$ .00	
OUTSTANDING CHECKS	\$459,870.51-	580
OUTSTANDING DEDUCTIONS	\$ .00	
<hr/>		
RECONCILED BOOK BALANCE	\$3,640,940.32	
ENDING STATEMENT DATE	08/31/2018	CLERK: PB



EL CAMPO, TX

# Pledge Security Listing

August 31, 2018

ID	CUSIP	Description	Safekeeping Location	Safekeeping Receipt	Coupon	Maturity Date	Call Date	Moody	S&P	Fitch	ASC 320	Face Amount	Current Par	Current Book Value	Market Value	Gain(Loss)
<b>COOKE COUNTY</b>																
2047	3128MBNA1	FHLMC G12885	FHLB	x	5.00	06/01/2021		AAA	AA+	AAA	HTM	157,950	2,475.97	2,475.97	2,517.54	41.57
2107	31410G5S8	FNMA 889257	FHLB	x	5.00	04/01/2021		AAA	AA+	AAA	HTM	105,405	1,376.53	1,376.54	1,392.92	16.39
3643	3128MMQX4	FHLMC G18469	FHLB		2.00	06/01/2028		AAA	AA+	AAA	HTM	212,158	102,744.68	102,988.24	98,935.45	(4,052.79)
<b>Total for COOKE COUNTY</b>												<b>475,513</b>	<b>106,597.18</b>	<b>106,840.75</b>	<b>102,845.91</b>	<b>(3,994.83)</b>

Although the information in this report has been obtained from sources believed to be reliable, its accuracy cannot be guaranteed.

9/2/2018 12:28:04 PM

# Pledge Inventory Report

Landmark Bank  
Columbia, MO  
FROM 8/1/2018 TO 8/31/2018

Customer ID: 5961  
Report Date: 9/1/2018  
PAS Rep: Vance Roe  
Account Rep: Bob Fitzpatrick

Cusip Ticket	Description Location Code/Name	Maturity Date Group	Intent Coupon	S&P Moody	Market Price Dt Maturity (Yr)	Original Face Par	Book Value Market Value
Pledged: J7BM - COOKE COUNTY							
3130A1XJ2 1104690	FED HOME LN BK FED - FEDERAL RESERVE BANK	06/14/2024 AGY	AFS 2.87500	AA+ Aaa	8/31/2018 5.79	800,000.00 800,000.00	825,650.04 798,247.98
3130A5R35 1102932	FEDERAL HOME LOAN BA FED - FEDERAL RESERVE BANK	06/13/2025 AGY	AFS 2.87500	AA+ Aaa	8/31/2018 6.79	400,000.00 400,000.00	414,359.86 395,620.00
3130A5R35 1104689	FEDERAL HOME LOAN BA FED - FEDERAL RESERVE BANK	06/13/2025 AGY	AFS 2.87500	AA+ Aaa	8/31/2018 6.79	100,000.00 100,000.00	102,765.36 98,905.00
3133732Y7 1131459	FED HOME LN BK FED - FEDERAL RESERVE BANK	03/12/2021 AGY	AFS 3.62500	AA+ Aaa	8/31/2018 2.53	1,000,000.00 1,000,000.00	1,027,017.66 1,021,149.98
3133X8L34 1087540	FED HOME LN BK FED - FEDERAL RESERVE BANK	09/09/2024 AGY	AFS 5.36500	AA+ Aaa	8/31/2018 6.03	2,000,000.00 2,000,000.00	2,339,823.35 2,266,120.00
3133XDVS7 933583	FED HOME LN BK FED - FEDERAL RESERVE BANK	12/11/2020 AGY	AFS 5.25000	AA+ Aaa	8/31/2018 2.28	700,000.00 700,000.00	749,853.37 738,156.97
31300LVH5 851172	FHLMC ARM POOI #8487 FED - FEDERAL RESERVE BANK	01/01/2037 MB3	AFS 3.79400		8/31/2018 18.35	200,000.00 55,805.11	59,414.47 58,913.45
3133TTX48 783451	fhlmc remic ser 2326 FED - FEDERAL RESERVE BANK	06/15/2031 MB4	AFS 6.50000	NR	8/31/2018 12.80	300,000.00 28,256.23	31,355.84 31,404.07
3136ACLE9 879680	FNM13025 BD FED - FEDERAL RESERVE BANK	03/25/2033 MB4	AFS 2.00000	Nr	8/31/2018 14.58	1,400,000.00 618,362.07	604,304.49 593,082.83
3136ACU25 881004	FNM13015 DC FED - FEDERAL RESERVE BANK	03/25/2033 MB4	AFS 2.00000	Nr	8/31/2018 14.58	500,000.00 233,307.34	228,311.29 221,796.87
3136AKJK0 916714	FNR 2014-41 CM FED - FEDERAL RESERVE BANK	06/25/2040 MB4	AFS 1.50000	Nr	8/31/2018 21.83	1,000,000.00 510,815.39	491,943.63 484,562.84
3137B1CT7 882621	FHL4195 LH FED - FEDERAL RESERVE BANK	12/15/2031 MB4	AFS 1.50000	Nr	8/31/2018 13.30	600,000.00 259,142.24	251,737.96 242,618.86
31392WB41 719835	FHL2512 PG FED - FEDERAL RESERVE BANK	10/15/2022 MB4	AFS 5.50000	NR	8/31/2018 4.13	400,000.00 49,358.30	51,548.30 51,110.18

This report reflects information submitted to us by the customer. It is not intended to be used as the official record of safekeeping location and/or pledged holdings. This information should be provided by the customer's safekeeper.

# Pledge Inventory Report

Landmark Bank  
Columbia, MO  
FROM 8/1/2018 TO 8/31/2018

Customer ID: 5961  
Report Date: 9/1/2018  
PAS Rep: Vance Roe  
Account Rep: Bob Fitzpatrick

Cusip Ticket	Description Location Code/Name	Maturity Date Group	Intent Coupon	S&P Moody	Market Price Dt Maturity (Yr)	Original Face Par	Book Value Market Value
Pledged: J7BM - COOKE COUNTY							
31394H2Q3 887207	FHL2662 DH FED - FEDERAL RESERVE BANK	08/15/2023 MB4	AFS 5.00000	NR	8/31/2018 4.96	1,200,000.00 441,462.02	462,286.64 454,993.04
31395HVM9 856892	FHL2896 BZ FED - FEDERAL RESERVE BANK	11/15/2034 MB4	AFS 5.00000	Nr	8/31/2018 16.22	200,000.00 190,071.61	205,430.38 198,104.51
38374F2L7 844136	GNM04024 ZM FED - FEDERAL RESERVE BANK	04/20/2034 MB4	AFS 5.00000	Nr	8/31/2018 15.65	700,000.00 560,886.14	618,014.92 597,892.25
16	Total Pledged: J7BM - COOKE COUNTY					11,500,000.00 7,947,466.45	8,463,817.56 8,252,678.83

This report reflects information submitted to us by the customer. It is not intended to be used as the official record of safekeeping location and/or pledged holdings. This information should be provided by the customer's safekeeper.



report

PAGE 1 08/31/18 19:42:09  
HOLDINGS BAPN032N  
CC3 PROD

FEDERAL RESERVE BANK PLEDGEE

DISTRB PT J1  
AS OF CLOSE OF BUSINESS 08-31-2018

PLEDGEE: COOKE COUNTY  
100 S. DIXON  
RM. 106

J7BM INSTITUTION ID: #J7BM

GAINESVILLE TX 76240

HOLDER : 081500862 - LANDMARK BANK

RESP FRB:H1

ACCOUNT: J7BM - \*COOKE COUNTY

CUSIP #

BVF

PAR

BALANCE	BOOK VALUE		BVF	PAR
3130A1XJ2	2.875 FHLB 24 RK	06-14-24	1.0000000000	
800,000.00	800,000.00			
3130A5R35	2.875 FHLB 25 TG	06-13-25	1.0000000000	
500,000.00	500,000.00			
31300LVH5	FMAR 848716 G	01-01-37	0.2790255300	
200,000.00	55,805.11			
3133TTX48	FGRA 2326ZQ	06/15/31 06-15-31	0.0941874200	
300,000.00	28,256.23			
3133XDVS7	5.25 FHLB 20 EK	12-11-20	1.0000000000	
700,000.00	700,000.00			
3133X8L34	5.365 FHLB 24 EE	09-09-24	1.0000000000	
2,000,000.00	2,000,000.00			
3133732Y7	3.625 FHLB 21 IR	03-12-21	1.0000000000	
1,000,000.00	1,000,000.00			
3136ACLE9	FNRM RC025BD R13F025	03-25-33	0.4416871900	
1,400,000.00	618,362.07			
3136ACU25	FNRM RC015DC R13F015	03-25-33	0.4666146700	
500,000.00	233,307.34			
3136AKJK0	FNRM CL041CM R14F041	06-25-40	0.5108153900	
1,000,000.00	510,815.39			
3137B1CT7	FGRM 4195LH	12/15/31 12-15-31	0.4319037300	
600,000.00	259,142.24			
31392WB41	FGRM 2512PG	10/15/22 10-15-22	0.1233957600	
400,000.00	49,358.30			
31394H2Q3	FGRM 2662DH	08/15/23 08-15-23	0.3678850200	
1,200,000.00	441,462.02			
31395HVM9	FGRA 2896BZ	11/15/34 11-15-34	0.9503580300	
200,000.00	190,071.61			
38374F2L7	GNRM 2004-24 ZM	04-20-34	0.8012659177	
700,000.00	560,886.14			
			SUBTOTAL:	
11,500,000.00	7,947,466.45			
			GRAND TOTAL:	
11,500,000.00	7,947,466.45			

Landmark Bank, N.A.  
 Cooke County  
 As of: Friday, August 31, 2018

*Detail Section:*

<u>Account No.</u>	<u>Balance</u>	<u>Int Rate</u>	<u>Type</u>	<u>Officer</u>
28002408	\$0	0.00%	TDSV	R1B
28002416	\$0	0.00%	TDSV	R1B
28900090	\$222,325	0.00%	CK	R1B
28900287	\$4,089,485	0.70%	CK	R1B
28900325	\$30,000	0.00%	CK	R1B
28900333	\$0	0.00%	CK	R1B
28900341	\$0	0.00%	CK	R1B
28900368	\$158,938	0.70%	CK	R1B
28900376	\$151,708	0.00%	CK	R1B
28900384	\$10,128	0.00%	CK	R1B
28900392	\$1,578	0.00%	CK	R1B
28900406	\$140,008	0.00%	CK	R1B
28900414	\$1,922	0.00%	CK	R1B
28900422	\$0	0.00%	CK	R1B
28900449	\$0	0.00%	CK	R1B
28900457	\$0	0.00%	CK	R1B
28900465	\$0	0.00%	CK	R1B
28900481	\$106,321	0.00%	CK	R1B
28900511	\$1,575	0.00%	CK	R1B
28900538	\$2,026	0.00%	CK	R1B
28901259	\$3,653	0.00%	CK	ELE
28901593	\$15,247	0.00%	CK	JDH
4170003539	\$62,600	0.00%	CK	R1B
4170009684	\$0	0.00%	CK	R1B
4170009700	\$5,188	0.00%	CK	R1B
4170013934	\$0	0.00%	CK	JDH
4170023065	\$0	0.00%	CK	R1B
4170045332	\$22,641	0.00%	CK	T1G
4170049177	\$0	0.00%	CK	T1G
4170056479	\$551,880	0.00%	CK	T1G
4170056487	\$500	0.00%	CK	T1G
4170800744	\$0	0.00%	TDSV	JDH
4170800751	\$0	0.00%	TDSV	JDH
4170801528	\$0	0.00%	TDSV	R1B
4170801536	\$0	0.00%	TDSV	R1B
4170802286	\$0	0.00%	TDSV	JDH
4170802294	\$0	0.00%	TDSV	JDH
4170802849	\$0	0.00%	TDSV	JDH

4170802856	\$0	0.00%	TDSV	JDH
4170803896	\$0	0.00%	TDSV	R1B
4170803904	\$0	0.00%	TDSV	R1B
4170804019	\$0	0.00%	TDSV	R1B
4170804142	\$0	0.00%	TDSV	R1B
4170804159	\$0	0.00%	TDSV	R1B
4170804415	\$0	0.00%	TDSV	T1G
4170804423	\$0	0.00%	TDSV	T1G
4170804761	\$0	0.00%	TDSV	T1G
4170804779	\$0	0.00%	TDSV	T1G
4170805073	\$0	0.00%	TDSV	T1G
4170805081	\$0	0.00%	TDSV	T1G
4170805198	\$8,000	1.05%	TDSV	JDH
4170805677	\$0	0.00%	TDSV	T1G
4170805685	\$0	0.00%	TDSV	T1G
4170806451	\$7,500	0.80%	TDSV	T1G
4170806469	\$7,500	0.80%	TDSV	T1G
4170806691	\$0	0.00%	TDSV	T1G
4170806709	\$0	0.00%	TDSV	T1G
4170807095	\$500,000	1.93%	TDSV	T1G
4170807103	\$500,000	1.93%	TDSV	T1G

**Collateral Section:**

<u>Description / LOC No.</u>	<u>Amount</u>	<u>Maturity Date</u>
Securities - Market Value	\$8,252,679	(See add'l report)

**Pledge Report Summary:**

Total Deposits	\$ 6,600,723
Plus Additional Coverage (per Agreement)	\$ 0
Total Collateral Needed	<u>\$ 6,600,723</u>
Collateral Pledged	\$ 8,252,679
FDIC Insurance	\$ 250,000
Total Collateral Provided	<u>\$ 8,502,679</u>
Total Public Funding Excess / (Needed)	<u>\$ 1,901,956</u>

**INVESTMENTS-TEXPOOL**  
**PATTY BRENNAN, COOKE COUNTY TREASURER**  
**AUGUST 2018**

ACCT NAME	BALANCE FORWARD	DEPOSITS	WITH- DRAWALS	CURRENT INTEREST	ENDING BALANCE
GENERAL	\$ 7,098,957.91	\$ -	\$ 1,000,000.00	\$ 10,574.52	\$ 6,109,532.43
R & B -1	\$ 589,735.00	\$ -	\$ -	\$ 961.89	\$ 590,696.89
R & B -2	\$ 307,509.14	\$ -	\$ -	\$ 501.55	\$ 308,010.69
R & B -3	\$ 375,661.78	\$ -	\$ -	\$ 612.75	\$ 376,274.53
R & B -4	\$ 597,335.78	\$ -	\$ 25,000.00	\$ 949.19	\$ 573,284.97
FM & L	\$ 323,313.22	\$ -	\$ -	\$ 527.36	\$ 323,840.58
STATE FUNDS	\$ 8,237.18	\$ -	\$ -	\$ 13.44	\$ 8,250.62
TJPC	\$ 12,686.81	\$ -	\$ -	\$ 20.70	\$ 12,707.51
DIST CLK PRESERVATION	\$ 10,245.68	\$ -	\$ -	\$ 16.73	\$ 10,262.41
COUNTY/DIST TECH	\$ 1,554.00	\$ -	\$ -	\$ 2.48	\$ 1,556.48
ADULT PROB	\$ 201,136.41	\$ -	\$ -	\$ 328.08	\$ 201,464.49
JUV-ISP	\$ 4,904.96	\$ -	\$ -	\$ 8.00	\$ 4,912.96
COURT REP	\$ 43,183.76	\$ -	\$ -	\$ 70.40	\$ 43,254.16
PERM IMP	\$ 1,004,994.13	\$ 100,000.00	\$ -	\$ 1,665.93	\$ 1,106,660.06
LAW ENFORCEMENT ED	\$ 10,243.56	\$ -	\$ -	\$ 16.72	\$ 10,260.28
JP-CH SECURITY	\$ 5,142.53	\$ -	\$ -	\$ 8.38	\$ 5,150.91
DIST CLK RECORDS MGMT	\$ 15,371.59	\$ -	\$ -	\$ 25.12	\$ 15,396.71
DIST CLK ARCHIVE	\$ 4,098.90	\$ -	\$ -	\$ 6.69	\$ 4,105.59
COUNTY ATTY CHECK COLLECT	\$ 2,617.56	\$ -	\$ -	\$ 4.34	\$ 2,621.90
JUV PROB-IVE	\$ 77.56	\$ -	\$ -	\$ -	\$ 77.56
LAW LIBRARY	\$ 83,425.58	\$ -	\$ -	\$ 136.05	\$ 83,561.63
JP TECH	\$ 17,217.97	\$ -	\$ -	\$ 28.08	\$ 17,246.05
C H SECURITY	\$ 134,941.09	\$ -	\$ -	\$ 220.11	\$ 135,161.20
REC MGMT	\$ 118,404.28	\$ -	\$ -	\$ 193.13	\$ 118,597.41
REC PRESV	\$ 122.92	\$ -	\$ -	\$ 0.31	\$ 123.23
LIBRARY	\$ 22,683.99	\$ -	\$ -	\$ 37.00	\$ 22,720.99
ARCHIVE	\$ 55,778.19	\$ -	\$ -	\$ 90.94	\$ 55,869.13
DIST ATTY FORFEITURE	\$ 30,782.79	\$ -	\$ -	\$ 50.20	\$ 30,832.99
SHERIFF FORFEITURE	\$ 38,415.46	\$ -	\$ -	\$ 62.63	\$ 38,478.09

**INVESTMENTS-TEXPOOL**  
**PATTY BRENNAN, COOKE COUNTY TREASURER**  
**AUGUST 2018**

ACCT NAME	BALANCE FORWARD	DEPOSITS	WITH- DRAWALS	CURRENT INTEREST	ENDING BALANCE
JAIL COMMISSARY	\$ 79,847.81	\$ -	\$ -	\$ 130.24	\$ 79,978.05
2004 GO-REFUNDING	\$ 264,815.75	\$ -	\$ 25,000.00	\$ 406.81	\$ 240,222.56
HOTEL/MOTEL TAX	\$ -	\$ 50,000.00	\$ -	\$ 39.70	\$ 50,039.70
<b>TOTAL: TREAS FUND</b>	<b><u>\$ 11,463,443.29</u></b>	<b><u>\$ 150,000.00</u></b>	<b><u>\$ 1,050,000.00</u></b>	<b><u>\$ 17,709.47</u></b>	<b><u>\$ 10,581,152.76</u></b>
YEAR - TO - DATE INTEREST	BAL FORWARD	CURRENT INT.	BALANCE		
	\$ 124,623.12	\$ 17,709.47	\$ 142,332.59		
AVG. YEILD FOR AUGUST 2018	1.92%	MKT VALUE PER SHARE	\$ 1.00		

**INVESTMENTS-TEX STAR  
PATTY BRENNAN, COOKE COUNTY TREASURER  
AUGUST 2018**

ACCT NAME	BALANCE FORWARD	DEPOSITS	WITH- DRAWALS	CURRENT INTEREST	ENDING BALANCE
GENERAL	\$ 7,080,385.04	\$ -	\$ 1,000,000.00	\$ 10,553.96	\$ 6,090,939.00
R & B -1	\$ 759,813.30	\$ -	\$ 100,000.00	\$ 1,139.94	\$ 660,953.24
R & B -2	\$ 352,660.94	\$ -	\$ -	\$ 575.84	\$ 353,236.78
R & B -3	\$ 504,166.15	\$ -	\$ -	\$ 823.18	\$ 504,989.33
R & B -4	\$ 597,058.66	\$ -	\$ 25,000.00	\$ 949.69	\$ 573,008.35
FM & L	\$ 330,999.80	\$ -	\$ -	\$ 540.45	\$ 331,540.25
ADULT PROBATION	\$ 201,607.22	\$ -	\$ -	\$ 329.21	\$ 201,936.43
PERM IMP	\$ 1,005,325.93	\$ 100,000.00	\$ -	\$ 1,668.15	\$ 1,106,994.08
CC LIBRARY	\$ 25,428.13	\$ -	\$ -	\$ 41.52	\$ 25,469.65
JP- CH SECURITY	\$ 10,201.31	\$ -	\$ -	\$ 16.68	\$ 10,217.99
COURTHOUSE SECURITY	\$ 45,865.00	\$ -	\$ -	\$ 74.89	\$ 45,939.89
RECORDS MANAGEMENT	\$ 25,428.13	\$ -	\$ -	\$ 41.52	\$ 25,469.65
RECORDS PRESERVATION	\$ 104.50	\$ -	\$ -	\$ 0.27	\$ 104.77
ARCHIVE FEES	\$ 25,432.47	\$ -	\$ -	\$ 41.52	\$ 25,473.99
2012 GO REFUNDING	\$ 254,270.12	\$ -	\$ 25,000.00	\$ 390.00	\$ 229,660.12
STATE FEES	\$ 5,232.30	\$ -	\$ -	\$ 8.55	\$ 5,240.85
DIST ATTY FORFEITURE	\$ 25,328.60	\$ -	\$ -	\$ 41.34	\$ 25,369.94
SHERIFF FORFEITURE	\$ 25,328.60	\$ -	\$ -	\$ 41.34	\$ 25,369.94
HOTEL/MOTEL TAX	\$ -	\$ 50,000.00	\$ -	\$ 42.42	\$ 50,042.42
<b>TOTAL: TREAS FUND</b>	<b>\$ <u>11,274,636.20</u></b>	<b>\$ <u>150,000.00</u></b>	<b>\$ <u>1,150,000.00</u></b>	<b>\$ <u>17,320.47</u></b>	<b>\$ <u>10,291,956.67</u></b>
<b>YEAR - TO - DATE INTEREST</b>	<b>BAL FORWARD</b>	<b>CURRENT INT.</b>	<b>BALANCE</b>		
	\$ 135,678.60	\$ 17,320.47	\$ 152,999.07		
<b>AVG. YEILD FOR AUGUST 2018</b>	<b>1.92%</b>	<b>MKT VALUE PER SHARE</b>	<b>\$ 1.00</b>		

**INVESTMENTS-LOGIC  
PATTY BRENNAN, COOKE COUNTY TREASURER  
AUGUST 2018**

ACCT NAME	BALANCE FORWARD	DEPOSITS	WITH-DRAWALS	CURRENT INTEREST	ENDING BALANCE
GENERAL	\$ 3,048,709.97	\$ -	\$ -	\$ 5,655.99	\$ 3,054,365.96
R & B -1	\$ 356,116.77	\$ -	\$ -	\$ 660.67	\$ 356,777.44
R & B -2	\$ 203,793.74	\$ -	\$ -	\$ 378.10	\$ 204,171.84
R & B -3	\$ 254,258.95	\$ -	\$ -	\$ 471.71	\$ 254,730.66
R & B -4	\$ 254,258.95	\$ -	\$ -	\$ 471.71	\$ 254,730.66
FM & L	\$ 101,896.80	\$ -	\$ -	\$ 189.04	\$ 102,085.84
ADULT PROBATION	\$ 152,671.19	\$ -	\$ -	\$ 283.25	\$ 152,954.44
PERM IMP	\$ 308,834.90	\$ -	\$ -	\$ 572.96	\$ 309,407.86
LAW LIBRARY	\$ 25,387.17	\$ -	\$ -	\$ 47.11	\$ 25,434.28
COURTHOUSE SECURITY	\$ 50,948.51	\$ -	\$ -	\$ 94.50	\$ 51,043.01
RECORDS MANAGEMENT	\$ 152,845.29	\$ -	\$ -	\$ 283.57	\$ 153,128.86
RECORDS PRESERVATION	\$ 58.50	\$ -	\$ -	\$ 0.04	\$ 58.54
ARCHIVE FEES	\$ 25,387.17	\$ -	\$ -	\$ 47.11	\$ 25,434.28
DIST ATTY FORFEITURE	\$ 25,387.17	\$ -	\$ -	\$ 47.11	\$ 25,434.28
SHERIFF FOREITURE	\$ 25,387.17	\$ -	\$ -	\$ 47.11	\$ 25,434.28
2012 GO REFUNDING	\$ 78,418.86	\$ -	\$ -	\$ 145.51	\$ 78,564.37
<b>TOTAL: TREAS FUND</b>	<b><u>\$ 5,064,361.11</u></b>	<b><u>\$ -</u></b>	<b><u>\$ -</u></b>	<b><u>\$ 9,395.49</u></b>	<b><u>\$ 5,073,756.60</u></b>

YEAR - TO - DATE INTEREST	BAL FORWARD	CURRENT INT.	BALANCE
	\$ 66,960.74	\$ 9,395.49	\$ 76,356.23

AVG. YEILD FOR AUGUST 2018                      2.18%                      MKT VALUE PER SHARE                      \$                      1.00

**Cooke County**

Attn: Patty Brennan  
 101 S. Dixon Street  
 Gainesville, TX 76240

**Depositor Statement**

**August 1, 2018 - August 31, 2018**

**Account #: 104791304900**

**Account at-a-Glance**

Beginning Balance	2,005,951.40
+ Net Deposits	0.00
+ Net Accrued Interest <sup>2</sup>	3,237.01
Ending Balance	2,009,188.41
Days In Period <sup>4</sup>	31
Average Daily Balance <sup>5</sup>	2,005,951.40
Net APY This Period <sup>6</sup>	1.90%
Available Balance <sup>7</sup>	2,005,951.40

**Depositor Information**

**Website: [www.ficaaccount.com](http://www.ficaaccount.com)**

**Support Center: (866) 343-5516**

**Account Transactions**

Description	Date	Amount(USD\$)
No transactions in this period		

**Insured Depository Detail**

Depository Bank	FDIC Cert#	Balance(USD\$)
Alma Bank	58424	28.82
American Trust & Savings Bank	13150	155.72
Associated Bank National Association	5296	172.41
Banc of California, National Association	35498	101,757.03
Bank of China - New York Branch	33653	22,609.46
Bank of Princeton	58513	6,267.40
Bank of the Ozarks	110	246,448.00
BankUnited National Association	58979	627.36
Bankers Bank of Kansas	27351	180.98
Bankwell Bank	57368	1,738.07
Bar Harbor Bank & Trust	11971	395.16
C US Bank	18443	10.30
Central Bank	58377	58.80
Chemical Bank	1003	104,900.36
Community Bank of the Bay	34210	273.47
ConnectOne Bank	57919	1,160.82
Cornerstone Bank	90282	3,057.67
Covenant Bank	58502	1,644.89
Customers Bank	34444	8,631.80



**Cooke County**

Attn: Patty Brennan  
101 S. Dixon Street  
Gainesville, TX 76240

**Depositor Statement**

---

**August 1, 2018 - August 31, 2018**

**Account #: 104791304900**

<b>Depository Bank</b>	<b>FDIC Cert#</b>	<b>Balance(USD\$)</b>
EagleBank	34742	801.44
Entegra Bank	31445	1,570.34
Equity Bank	25858	4,242.05
Farmers & Merchants Savings Bank	10492	312.63
Farmers and Merchants State Bank of	1599	151.19
Federal Savings Bank	35518	1,942.40
First Bank	12229	3,076.56
First Bank	58481	588.62
First Carolina Bank	35530	3,029.78
First Community Bank of Bedford County	27211	41.91
First National Bank of Pennsylvania	7888	3,010.52
First Virginia Community Bank	58696	646.57
Franklin Synergy Bank	58714	24,055.51
Great Western Bank	15289	247,026.18
Guaranty Bank	28670	19.10
Happy State Bank	10359	1,814.92
IBERIABANK	28100	117.18
Investar Bank	58316	14,791.84
Israel Discount Bank of New York	19977	11.90
Lake City Bank	13102	928.18
Lead Bank	8283	38.06
MB Financial Bank N.A.	3628	17.72
MainStreet Bank	57742	15,483.16
Manufacturers Bank	18618	69,593.24
Merchants Bank of Indiana	8056	246,894.86
Meridian Bank	57777	117,299.36
Metropolitan National Bank	34699	10.35
Middlefield Banking Company	13716	37,641.27
Midland States Bank	1040	87,685.60
NewBank	58203	47.92
NexBank SSB	29209	128,911.65
Optima Bank & Trust Company	58699	9,387.40
Pacific Enterprise Bank	58415	1,015.94
Pacific Mercantile Bank	34940	4,340.45
Pioneer Bank SSB	58577	2,970.80
Platte Valley Bank	5442	10.10
Post Oak Bank N.A.	57729	3,335.10
Preferred Bank	33539	146,370.35
Premier Bank	34849	134.31
Progress Bank and Trust	58719	2,701.56
Reliant Bank	58366	175.07
Royal Savings Bank	28068	3,798.34
Seattle Bank	35139	186.55
ServisFirst Bank	57993	33,455.38
Signature Bank	57053	11.05
SmartBank	58463	1,888.83
Southern States Bank	58558	327.42
Southwest Bank	18812	15,422.12
Texas Capital Bank National Association	34383	4,616.05

**Cooke County**

Attn: Patty Brennan  
 101 S. Dixon Street  
 Gainesville, TX 76240

**Depositor Statement**

**August 1, 2018 - August 31, 2018**

**Account #: 104791304900**

<b>Depository Bank</b>	<b>FDIC Cert#</b>	<b>Balance(USD\$)</b>
Third Coast Bank SSB	58716	30,041.06
Tradition Capital Bank	58057	217.84
United Bank	22858	42.07
Univest Bank and Trust Co.	7759	12,389.17
Valley National Bank	9396	36,454.50
Washington Trust Company of Westerly	23623	32,683.58
WashingtonFirst Bank	57696	149,948.17
West Michigan Community Bank	22308	877.70
Western States Bank	58395	1,229.96
Aggregate Net Accrued Interest <sup>3</sup>		3,237.01

Total 2,009,188.41

**Disclosure Information**

- 1 The Federally Insured Cash Account ® ("FICA") is not a member of the Federal Deposit Insurance Corporation ("FDIC"), but the banks in which the money is deposited are FDIC members. The FDIC is an independent agency of the U.S. government that protects the funds depositors place in FDIC Insured Institutions. FDIC deposit insurance is backed by the full faith and credit of the U.S. government.
- 2 Net Accrued Interest is the estimated amount of the accrued interest earned for the current month less any FICA Fee with respect to such interest. Net Accrued Interest cannot be withdrawn from the account until it is credited to the account. There is no guarantee that the account holder will receive the full amount as stated. Refer to the U.S. Bank Custodial Statement, provided via [fcaaccount.com](http://fcaaccount.com), for further details regarding interest earned and fees charged. Net Accrued Interest is for informational purposes only.
- 3 Aggregate Net Accrued Interest is the sum of the current month's Net Accrued Interest and any prior period Net Accrued Interest not yet paid.
- 4 Days In Period ("DIP") is the number of days in the period beginning on, and including the later of, the first day of the month or the business day an initial deposit is received by the FICA Custodian if received on or before 2:30PM EST or the business day immediately following if received after 2:30PM EST, and ending on, and including, the last day of the month. DIP does not include any date on which the balance is zero.
- 5 Average Daily Balance is the sum of the beginning balance plus any deposits less any withdrawals averaged across number of days in Days In Period.
- 6 Net APY This Period is the annualized yield that reflects the relationship between the net interest received plus any Net Accrued Interest and the Average Daily Balance for the statement period.
- 7 Available Balance reflects the amount that can be withdrawn as of the date of the statement. This balance is the Ending Balance less the Aggregate Net Accrued Interest amount.

We encourage you to compare the information provided in our statement with the U.S. Bank custody statement. You may access the U.S. Bank custody statement by calling 1-866-343-5516.

StoneCastle Cash Management, LLC is an SEC Registered Investment Advisor. StoneCastle Cash Management, LLC is an affiliate of StoneCastle Partners, LLC, a leading asset management and financial services company dedicated to investing and serving the community banking sector. Performance data shown represents past performance, and is no guarantee of future results. Rates may change without notice. Please read the Terms and Conditions relating to the FICA program for more complete information and the governing terms of the account. Review your statement for accuracy. If you have any questions regarding your account, contact a FICA representative. Registration with the SEC does not imply a particular level of skill or training.

## C.D. INVESTMENTS

-----

### LANDMARK BANK

**AUGUST 2018**

<u>C.D.#</u>	<u>PURCHASE DATE</u>	<u>AMOUNT</u>	<u>MAT. DATE</u>
GEN/4170807103	May 26, 2018	500,000.00	May 26, 2019
GEN/4170807095	May 26, 2018	500,000.00	May 26, 2019
Library – Liddell 6451	Jan 17, 2017	7,500.00	Jan 17, 2019
Library – Liddell 6469	Jan 17, 2017	7,500.00	Jan 17, 2019
Library _ Rosenstein 5099	Sept 12, 2017	11,000.00	Dec 12, 2020
Library – Rosenstein 5198	Dec 16, 2017	8,000.00	Mar 16, 2021

#### INT. EARNED MONTHLY:

2-Gen CD's @ 1.93%  
2-Liddell CD's @ .80%  
2-Rosenstein CD's @ 1.05%

Interest is deposited into the Treasurer's Fund. The 2 Gen CDs' interest is deposited monthly, and the 4 Library's CDs' interest is deposited quarterly.

### PROSPERITY BANK

GEN/14401708	Sept 17, 2017	250,000.00	Sept 17, 2019
--------------	---------------	------------	---------------

#### INT. EARNED MONTHLY:

Gen CD @ .90%

Interest accrues monthly and is deposited monthly with depository bank into the Treasurer's Fund.

C.D. INVESTMENTS

-----

THE FIRST STATE BANK

**AUGUST 2018**

<u>C.D.#</u>	<u>PURCHASE DATE</u>	<u>AMOUNT</u>	<u>MAT. DATE</u>
GEN/71445	Sept 17, 2017	250,000.00	Sept 17, 2019

INT. EARNED MONTHLY:

Gen CD @ .90%

Interest accrues monthly and is deposited monthly with depository bank into the Treasurer's Fund.

MUENSTER STATE BANK

GEN/2129	Sept 17, 2017	250,000.00	Sept 17, 2019
----------	---------------	------------	---------------

INT. EARNED MONTHLY:

Gen CD @ .90%

Interest accrues monthly and is deposited monthly with depository bank into the Treasurer's Fund.

FUND NAME	CHECKING ACCOUNT	CHECKING AMOUNT	TDOA ACCOUNT	TDOA AMOUNT	FUND TOTAL
2018 001 GENERAL	TREAS FUND	1,743,000.81	TEXPOOL LOGIC TEXSTAR STONE CERT DEPOS	6,109,532.43 3,054,365.96 6,090,939.00 2,009,188.41 1,750,000.00	20,757,026.61
2018 011 ROAD & BRIDGE 1	TREAS FUND	327,209.71	TEXPOOL LOGIC TEXSTAR STONE	590,696.89 356,777.44 660,953.24	1,935,637.28
2018 012 ROAD & BRIDGE 2	TREAS FUND	338,946.71	TEXPOOL LOGIC TEXSTAR	308,010.69 204,171.84 353,236.78	1,204,366.02
2018 013 ROAD & BRIDGE 3	TREAS FUND	284,234.00	TEXPOOL LOGIC TEXSTAR	376,274.53 254,730.66 504,989.33	1,420,228.52
2018 014 ROAD & BRIDGE 4	TREAS FUND	281,820.28	TEXPOOL LOGIC TEXSTAR	573,284.97 254,730.66 573,008.35	1,682,844.26
2018 018 CERTZ TIF	TREAS FUND		TEXPOOL LOGIC		
2018 019 FM & LATERAL	TREAS FUND	13,918.12	TEXPOOL LOGIC TEXSTAR	323,840.58 102,085.84 331,540.25	771,384.79
2018 020 TJPC	TREAS FUND	15,088.00	TEXPOOL LOGIC TEXSTAR	12,707.51	27,795.51
2018 021 JUVENILE PROB-ISP	TREAS FUND	7,312.68	TEXPOOL LOGIC TEXSTAR	4,912.96	12,225.64
2018 022 JUVENILE PROBATION	TREAS FUND	13,890.50	TEXPOOL		13,890.50
2018 023 JUVENILE PROB. IV-E	TREAS FUND	21.70	TEXPOOL LOGIC TEXSTAR	77.56	99.26
2018 028 ADULT PROBATION	TREAS FUND	40,764.93	TEXPOOL LOGIC TEXSTAR	201,464.49 152,954.44 201,936.43	597,120.29
2018 029 COMMUNITY CORRECTIONS	TREAS FUND	15,245.89	TEXPOOL LOGIC		15,245.89
2018 031 CONTRACT ELECTIONS	TREAS FUND	4,552.76	TEXPOOL LOGIC		4,552.76
2018 032 DISTRICT CLERK PRESERVATION	TREAS FUND	16,876.42	TEXPOOL LOGIC	10,262.41	

FUND NAME	CHECKING ACCOUNT	CHECKING AMOUNT	TDOA ACCOUNT	TDOA AMOUNT	FUND TOTAL
			TEXSTAR		27,138.83
2018 033 COUNTY/DISTRICT TECHNOLOGY	FTREAS FUND	3,859.61	TEXPOOL LOGIC TEXSTAR	1,556.48	5,416.09
2018 034 COURT REPORTER	TREAS FUND	3,359.28	TEXPOOL LOGIC TEXSTAR	43,254.16	46,613.44
2018 035 PERMANENT IMPROVEMENT	TREAS FUND	282,616.25	TEXPOOL LOGIC TEXSTAR STONE	1,106,660.06 309,407.86 1,106,994.08	2,805,678.25
2018 037 LAW ENFORCEMENT ED	TREAS FUND	7,640.24	TEXPOOL LOGIC TEXSTAR	10,260.28	17,900.52
2018 038 JP TECH	TREAS FUND	23,927.60	TEXPOOL LOGIC TEXSTAR	17,246.05	41,173.65
2018 040 LAW LIBRARY	TREAS FUND	39,602.60	TEXPOOL LOGIC TEXSTAR	83,561.63 25,434.28	148,598.51
2018 041 CC LIBRARY FUND	TREAS FUND	21,196.21	TEXPOOL LOGIC TEXSTAR	22,720.99 25,469.65	69,386.85
2018 042 CC HISTORICAL COMM.	TREAS FUND	4,232.90			4,232.90
2018 043 JP COURTHOUSE SECURITY	TREAS FUND	6,142.30	TEXPOOL LOGIC TEXSTAR	5,150.91 10,217.99	21,511.20
2018 044 COURTHOUSE SECURITY	TREAS FUND	39,240.42	TEXPOOL LOGIC TEXSTAR	135,161.20 51,043.01 45,939.89	271,384.52
2018 045 FLOOD DAMAGE	TREAS FUND		TEXPOOL LOGIC		
2018 046 CHAPTER 19	TREAS FUND		TEXPOOL		
2018 047 CC RECORDS MANAGEMENT	TREAS FUND	2,575.36	TEXPOOL		2,575.36
2018 048 COUNTY RECORDS MANAGEMENT	TREAS FUND	37,749.40	TEXPOOL LOGIC TEXSTAR	118,597.41 153,128.86 25,469.65	334,945.32
2018 049 CC RECORDS PRESERVATION	TREAS FUND	31,259.77	TEXPOOL LOGIC TEXSTAR	123.23 58.54 104.77	31,546.31

FUND NAME	CHECKING ACCOUNT	CHECKING AMOUNT	TDOA ACCOUNT	TDOA AMOUNT	FUND TOTAL
2018 050 DIST CLERK RECORDS MANAGEMENTREAS FUND		20,436.20	TEXPOOL LOGIC TEXSTAR	15,396.71	35,832.91
2018 051 DISTRICT CLERK ARCHIVE	TREAS FUND	21,203.92	TEXPOOL LOGIC TEXSTAR	4,105.59	25,309.51
2018 052 COUNTY CLERK ARCHIVE FEE	TREAS FUND	33,293.82	TEXPOOL LOGIC TEXSTAR	55,869.13 25,434.28 25,473.99	140,071.22
2018 053 CA CHECK COLLECTING	TREAS FUND	2,190.41	TEXPOOL LOGIC TEXSTAR	2,621.90	4,812.31
2018 054 DA CHECK COLLECTING	TREAS FUND	75.34	TEXPOOL		75.34
2018 055 CO ATTY FORFEITURE					
2018 056 DISTRICT ATTY FORFEITURE	TREAS FUND	12,807.21	TEXPOOL LOGIC TEXSTAR	30,832.99 25,434.28 25,369.94	94,444.42
2018 057 D A SEIZURE FUND	TREAS FUND	36,409.24	TEXPOOL		36,409.24
2018 058 SHERIFF FORFEITURE	TREAS FUND	30,255.85	TEXPOOL LOGIC TEXSTAR	38,478.09 25,434.28 25,369.94	119,538.16
2018 059 JAIL COMMISSARY	TREAS FUND	51,296.78	TEXPOOL LOGIC TEXSTAR	79,978.05	131,274.83
2018 061 2004 GO REFUNDING DEBT SERVITREAS FUND	TREAS FUND	31,392.44	TEXPOOL LOGIC TEXSTAR	240,222.56 78,564.37 229,660.12	579,839.49
2018 088 STATE FEES	TREAS FUND	113,597.84	TEXPOOL LOGIC TEXSTAR	8,250.62 5,240.85	127,089.31
2018 090 OFFICER'S TRUST	TREAS FUND		TEXPOOL		
2018 091 LIBRARY TRUST - LIDDELL	TREAS FUND	1,104.26	CERT DEPOS	15,000.00	16,104.26
2018 092 LIBRARY TRUST - ROSENSTEIN	TREAS FUND	1,321.12	CERT DEPOS	19,000.00	20,321.12
2018 098 PAYROLL CLEARING	PAYROLL	1,049,938.21			1,049,938.21
2018 100 CHILD ABUSE PREVENTION FUND	TREAS FUND	314.21	TEXPOOL		314.21
2018 101 PRETRIAL DIVERSION	TREAS FUND	11,094.00	TEXPOOL		11,094.00
2018 102 HOTEL OCCUPANCY TAX FUND	TREAS FUND	66,264.15	TEXPOOL LOGIC	50,039.70	

FUND NAME	CHECKING ACCOUNT	CHECKING AMOUNT	TDOA ACCOUNT	TDOA AMOUNT	FUND TOTAL
			TEXSTAR	50,042.42	166,346.27
		-----		-----	-----
TOTAL		5,089,279.45		29,740,054.44	34,829,333.89



CHECK ACCOUNT	CHECK
ACCOUNT BALANCE - TREAS FUND	4,039,341.24
ACCOUNT BALANCE - PAYROLL	1,049,938.21
	<hr/>
TOTAL	5,089,279.45

TDOA ACCOUNT	TDOA
ACCOUNT BALANCE - TEXPOOL	10,581,152.76
ACCOUNT BALANCE - LOGIC	5,073,756.60
ACCOUNT BALANCE - TEXSTAR	10,291,956.67
ACCOUNT BALANCE - STONE	2,009,188.41
ACCOUNT BALANCE - CERT DEPOS	1,784,000.00
	<hr/>
TOTAL	29,740,054.44

ACCOUNT NAME	BEGINNING CASH BALANCE	CASH RECEIPTS	CASH DISBURSEMENTS	ENDING CASH BALANCE
2018 001 GENERAL				
CASH - GENERAL FUND	841,461.18	2,945,307.40	2,043,767.77-	1,743,000.81
CASH ON HAND	1,969.00	.00	.00	1,969.00
CASH INVESTED-TEXPOOL	7,098,957.91	10,574.52	1,000,000.00-	6,109,532.43
CASH INVESTED - LOGIC	3,048,709.97	5,655.99	.00	3,054,365.96
CASH INVESTED - TEXSTAR	7,080,385.04	10,553.96	1,000,000.00-	6,090,939.00
CASH INVESTED - STONE CASTLE	2,005,951.40	3,237.01	.00	2,009,188.41
T-BILLS - INVESTMENTS	.00	.00	.00	.00
CASH INVESTMENT-CD	1,750,000.00	.00	.00	1,750,000.00
FUND TOTALS	21,827,434.50	2,975,328.88	4,043,767.77-	20,758,995.61
2018 011 ROAD & BRIDGE 1				
CASH - ROAD & BRIDGE # 1	407,087.17	124,114.78	203,992.24-	327,209.71
CASH INVESTED	589,735.00	961.89	.00	590,696.89
CASH INVESTED - LOGIC	356,116.77	660.67	.00	356,777.44
CASH INVESTED - TEXSTAR	759,813.30	1,139.94	100,000.00-	660,953.24
STONE CASTLE	.00	.00	.00	.00
T-BILL INVESTMENTS	.00	.00	.00	.00
FUND TOTALS	2,112,752.24	126,877.28	303,992.24-	1,935,637.28
2018 012 ROAD & BRIDGE 2				
CASH - ROAD & BRIDGE # 2	382,034.90	42,138.78	85,226.97-	338,946.71
CASH INVESTED	307,509.14	501.55	.00	308,010.69
CASH INVESTED - LOGIC	203,793.74	378.10	.00	204,171.84
CASH INVESTED - TEXSTAR	352,660.94	575.84	.00	353,236.78
T-BILL INVESTMENTS	.00	.00	.00	.00
FUND TOTALS	1,245,998.72	43,594.27	85,226.97-	1,204,366.02
2018 013 ROAD & BRIDGE 3				
CASH - ROAD & BRIDGE # 3	397,701.92	24,118.48	137,586.40-	284,234.00
CASH INVESTED	375,661.78	612.75	.00	376,274.53
CASH INVESTED - LOGIC	254,258.95	471.71	.00	254,730.66
CASH INVESTED - TEXSTAR	504,166.15	823.18	.00	504,989.33
T-BILL INVESTMENTS	.00	.00	.00	.00
FUND TOTALS	1,531,788.80	26,026.12	137,586.40-	1,420,228.52
2018 014 ROAD & BRIDGE 4				
CASH - ROAD & BRIDGE # 4	392,950.28	88,573.94	199,703.94-	281,820.28
CASH INVESTED - TEXPOOL	597,335.78	949.19	25,000.00-	573,284.97
CASH INVESTED - LOGIC	254,258.95	471.71	.00	254,730.66
CASH INVESTED - TEXSTAR	597,058.66	949.69	25,000.00-	573,008.35
T-BILL INVESTMENTS	.00	.00	.00	.00
FUND TOTALS	1,841,603.67	90,944.53	249,703.94-	1,682,844.26
2018 018 CERTZ TIF				
CASH - CERTZ TIF	.00	.00	.00	.00
CASH INVESTED	.00	.00	.00	.00
CASH INVESTED - LOGIC	.00	.00	.00	.00
T-BILL INVESTMENT	.00	.00	.00	.00
FUND TOTALS	.00	.00	.00	.00
2018 019 FM & LATERAL				
CASH - F M & LATERAL	12,308.96	1,609.16	.00	13,918.12
CASH INVESTED	323,313.22	527.36	.00	323,840.58
CASH INVESTED - LOGIC	101,896.80	189.04	.00	102,085.84
CASH INVESTED - TEXSTAR	330,999.80	540.45	.00	331,540.25

ACCOUNT NAME	BEGINNING CASH BALANCE	CASH RECEIPTS	CASH DISBURSEMENTS	ENDING CASH BALANCE
T-BILL INVESTMENT	.00	.00	.00	.00
FUND TOTALS	768,518.78	2,866.01	.00	771,384.79
2018 020 TJPC				
CASH - T.J.P.C.	41,597.92	25.26	26,535.18-	15,088.00
CASH INVESTED	12,686.81	20.70	.00	12,707.51
CASH INVESTED - LOGIC	.00	.00	.00	.00
CASH INVESTED - TEXSTAR	.00	.00	.00	.00
FUND TOTALS	54,284.73	45.96	26,535.18-	27,795.51
2018 021 JUVENILE PROB-ISP				
CASH - JUVENILE PROBATION	7,306.70	5.98	.00	7,312.68
INVESTMENTS	4,904.96	8.00	.00	4,912.96
CASH INVESTED - LOGIC	.00	.00	.00	.00
CASH INVESTED - TEXSTAR	.00	.00	.00	.00
FUND TOTALS	12,211.66	13.98	.00	12,225.64
2018 022 JUVENILE PROBATION				
CASH - JUV. PROB. DIV	13,644.32	246.18	.00	13,890.50
INVESTMENTS	.00	.00	.00	.00
FUND TOTALS	13,644.32	246.18	.00	13,890.50
2018 023 JUVENILE PROB. IV-E				
CASH - IV-E	21.69	.01	.00	21.70
CASH INVESTED	77.56	.00	.00	77.56
CASH INVESTED - LOGIC	.00	.00	.00	.00
CASH INVESTED - TEXSTAR	.00	.00	.00	.00
FUND TOTALS	99.25	.01	.00	99.26
2018 028 ADULT PROBATION				
CASH - ADULT PROBATION	56,883.79	27,327.76	43,446.62-	40,764.93
CASH ON HAND	75.00	.00	.00	75.00
CASH INVESTED - TEXPOOL	201,136.41	328.08	.00	201,464.49
CASH INVESTED - LOGIC	152,671.19	283.25	.00	152,954.44
CASH INVESTED - TEXSTAR	201,607.22	329.21	.00	201,936.43
FUND TOTALS	612,373.61	28,268.30	43,446.62-	597,195.29
2018 029 COMMUNITY CORRECTIONS				
CASH - COMMUNITY CORRECTI	15,245.89	.00	.00	15,245.89
INVESTMENTS	.00	.00	.00	.00
CASH INVESTED - LOGIC	.00	.00	.00	.00
FUND TOTALS	15,245.89	.00	.00	15,245.89
2018 031 CONTRACT ELECTIONS				
CASH - CONTRACT ELECTIONS	4,549.04	3.72	.00	4,552.76
CASH INVESTED - TEXPOOL	.00	.00	.00	.00
CASH INVESTED - LOGIC	.00	.00	.00	.00
FUND TOTALS	4,549.04	3.72	.00	4,552.76
2018 032 DISTRICT CLERK PRESERVATION				
CASH - DISTRICT CLERK PRESVATI	18,179.84	514.22	1,817.64-	16,876.42
INVESTMENTS	10,245.68	16.73	.00	10,262.41
CASH INVESTED - LOGIC	.00	.00	.00	.00
CASH INVESTED - TEXSTAR	.00	.00	.00	.00
FUND TOTALS	28,425.52	530.95	1,817.64-	27,138.83
2018 033 COUNTY/DISTRICT TECHNOLOGY FUN				
CASH - COUNTY/DISTRICT TECH	3,565.99	293.62	.00	3,859.61

ACCOUNT NAME	BEGINNING CASH BALANCE	CASH RECEIPTS	CASH DISBURSEMENTS	ENDING CASH BALANCE
INVESTMENTS	1,554.00	2.48	.00	1,556.48
CASH INVESTED - LOGIC	.00	.00	.00	.00
CASH INVESTED - TEXSTAR	.00	.00	.00	.00
FUND TOTALS	5,119.99	296.10	.00	5,416.09
2018 034 COURT REPORTER				
CASH -COURT REPORTER FUND	3,290.92	1,016.02	947.66-	3,359.28
INVESTMENTS	43,183.76	70.40	.00	43,254.16
CASH INVESTED - LOGIC	.00	.00	.00	.00
CASH INVESTED - TEXSTAR	.00	.00	.00	.00
FUND TOTALS	46,474.68	1,086.42	947.66-	46,613.44
2018 035 PERMANENT IMPROVEMENT				
CASH - PERMANENT IMPROVEM	288,026.43	4,564.82	9,975.00-	282,616.25
CASH INVESTED	1,004,994.13	101,665.93	.00	1,106,660.06
CASH INVESTED - LOGIC	308,834.90	572.96	.00	309,407.86
CASH INVESTED - TEXSTAR	1,005,325.93	101,668.15	.00	1,106,994.08
STONE CASTLE	.00	.00	.00	.00
T-BILL INVESTMENTS	.00	.00	.00	.00
FUND TOTALS	2,607,181.39	208,471.86	9,975.00-	2,805,678.25
2018 037 LAW ENFORCEMENT ED				
CASH - LAW ENFORCEMENT ED	9,713.20	7.21	2,080.17-	7,640.24
CASH INVESTED	10,243.56	16.72	.00	10,260.28
CASH INVESTED - LOGIC	.00	.00	.00	.00
CASH INVESTED - TEXSTAR	.00	.00	.00	.00
FUND TOTALS	19,956.76	23.93	2,080.17-	17,900.52
2018 038 JP TECH				
CASH - J P TECH FUND	23,304.75	1,826.31	1,203.46-	23,927.60
INVESTMENTS	17,217.97	28.08	.00	17,246.05
CASH INVESTED - LOGIC	.00	.00	.00	.00
CASH INVESTED - TEXSTAR	.00	.00	.00	.00
FUND TOTALS	40,522.72	1,854.39	1,203.46-	41,173.65
2018 040 LAW LIBRARY				
CASH - LAW LIBRARY	38,149.76	1,891.47	438.63-	39,602.60
CASH INVESTED	83,425.58	136.05	.00	83,561.63
CASH INVESTED - LOGIC	25,387.17	47.11	.00	25,434.28
CASH INVESTED - TEXSTAR	.00	.00	.00	.00
FUND TOTALS	146,962.51	2,074.63	438.63-	148,598.51
2018 041 CC LIBRARY FUND				
CASH - COOKE COUNTY LIBRA	22,990.31	4,470.17	6,264.27-	21,196.21
CASH INVESTED	22,683.99	37.00	.00	22,720.99
CASH INVESTED - LOGIC	.00	.00	.00	.00
CASH INVESTED - TEXSTAR	25,428.13	41.52	.00	25,469.65
T-BILL INVESTMENTS	.00	.00	.00	.00
FUND TOTALS	71,102.43	4,548.69	6,264.27-	69,386.85
2018 042 CC HISTORICAL COMM.				
CASH - COOKE CO. HISTORIC	4,229.44	3.46	.00	4,232.90
FUND TOTALS	4,229.44	3.46	.00	4,232.90
2018 043 JP COURTHOUSE SECURITY				
CASH - JP COURTHOUSE SECURITY	5,685.70	456.60	.00	6,142.30
CASH INVESTED	5,142.53	8.38	.00	5,150.91

ACCOUNT NAME	BEGINNING CASH BALANCE	CASH RECEIPTS	CASH DISBURSEMENTS	ENDING CASH BALANCE
CASH INVESTED - LOGIC	.00	.00	.00	.00
CASH INVESTED - TEXSTAR	10,201.31	16.68	.00	10,217.99
FUND TOTALS	21,029.54	481.66	.00	21,511.20
2018 044 COURTHOUSE SECURITY				
CASH - COURTHOUSE SECURIT	36,251.22	2,989.20	.00	39,240.42
CASH INVESTED	134,941.09	220.11	.00	135,161.20
CASH INVESTED - LOGIC	50,948.51	94.50	.00	51,043.01
CASH INVESTED - TEXSTAR	45,865.00	74.89	.00	45,939.89
FUND TOTALS	268,005.82	3,378.70	.00	271,384.52
2018 045 FLOOD DAMAGE				
CASH - FLOOD DAMAGE	.00	.00	.00	.00
CASH INVESTED - TEXPOOL	.00	.00	.00	.00
CASH INVESTED - LOGIC	.00	.00	.00	.00
FUND TOTALS	.00	.00	.00	.00
2018 046 CHAPTER 19				
CASH - CHAPTER 19	1,004.00	6,901.31	7,905.31-	.00
INVESTMENTS	.00	.00	.00	.00
FUND TOTALS	1,004.00	6,901.31	7,905.31-	.00
2018 047 CC RECORDS MANAGEMENT				
CASH - CC RECORDS MANAGEMENT	2,466.17	109.19	.00	2,575.36
INVESTMENTS - TEXPOOL	.00	.00	.00	.00
FUND TOTALS	2,466.17	109.19	.00	2,575.36
2018 048 COUNTY RECORDS MANAGEMENT				
CASH - RECORDS MANAGEMENT	35,380.54	2,368.86	.00	37,749.40
CASH INVESTED - TEXPOOL	118,404.28	193.13	.00	118,597.41
CASH INVESTED - LOGIC	152,845.29	283.57	.00	153,128.86
CASH INVESTED - TEXSTAR	25,428.13	41.52	.00	25,469.65
FUND TOTALS	332,058.24	2,887.08	.00	334,945.32
2018 049 CC RECORDS PRESERVATION				
CASH - RECORDS PRESERVATI	21,920.43	9,339.34	.00	31,259.77
CASH INVESTED -TEXPOOL	122.92	.31	.00	123.23
CASH INVESTED - LOGIC	58.50	.04	.00	58.54
CASH INVESTED - TEXSTAR	104.50	.27	.00	104.77
FUND TOTALS	22,206.35	9,339.96	.00	31,546.31
2018 050 DIST CLERK RECORDS MANAGEMENT				
CASH - D C RECORDS MANAGEMENT	19,985.32	450.88	.00	20,436.20
CASH INVESTED	15,371.59	25.12	.00	15,396.71
CASH INVESTED - LOGIC	.00	.00	.00	.00
CASH INVESTED - TEXSTAR	.00	.00	.00	.00
FUND TOTALS	35,356.91	476.00	.00	35,832.91
2018 051 DISTRICT CLERK ARCHIVE				
DISTRICT CLERK ARCHIVE	20,796.83	407.09	.00	21,203.92
INVESTMENTS	4,098.90	6.69	.00	4,105.59
CASH INVESTED - LOGIC	.00	.00	.00	.00
CASH INVESTED - TEXSTAR	.00	.00	.00	.00
FUND TOTALS	24,895.73	413.78	.00	25,309.51
2018 052 COUNTY CLERK ARCHIVE FEE				
CASH -RECORDS ARCHIVE	31,370.47	8,543.35	6,620.00-	33,293.82

ACCOUNT NAME	BEGINNING CASH BALANCE	CASH RECEIPTS	CASH DISBURSEMENTS	ENDING CASH BALANCE
INVESTMENTS	55,778.19	90.94	.00	55,869.13
CASH INVESTED - LOGIC	25,387.17	47.11	.00	25,434.28
CASH INVESTED - TEXSTAR	25,432.47	41.52	.00	25,473.99
FUND TOTALS	137,968.30	8,722.92	6,620.00-	140,071.22
2018 053 CA CHECK COLLECTING				
CASH - CHECK COLLECTING &	2,055.28	300.00	164.87-	2,190.41
CASH INVESTED	2,617.56	4.34	.00	2,621.90
CASH INVESTED - LOGIC	.00	.00	.00	.00
CASH INVESTED - TEXSTAR	.00	.00	.00	.00
FUND TOTALS	4,672.84	304.34	164.87-	4,812.31
2018 054 DA CHECK COLLECTING				
CASH - DA CHECK COLLECTING	75.34	.00	.00	75.34
CASH INVESTED	.00	.00	.00	.00
FUND TOTALS	75.34	.00	.00	75.34
2018 055 CO ATTY FORFEITURE				
FUND TOTALS	.00	.00	.00	.00
2018 056 DISTRICT ATTY FORFEITURE				
CASH - D.A. FORFEITURE FU	14,451.34	11.50	1,655.63-	12,807.21
CASH INVESTED - TEXPOOL	30,782.79	50.20	.00	30,832.99
CASH INVESTED - LOGIC	25,387.17	47.11	.00	25,434.28
CASH INVESTED - TEXSTAR	25,328.60	41.34	.00	25,369.94
FUND TOTALS	95,949.90	150.15	1,655.63-	94,444.42
2018 057 D A SEIZURE FUND				
CASH - SEIZURE-LAW	31,921.24	4,488.00	.00	36,409.24
INVESTMENTS	.00	.00	.00	.00
FUND TOTALS	31,921.24	4,488.00	.00	36,409.24
2018 058 SHERIFF FORFEITURE				
CASH- SHERIFF FORFEITURE	30,658.71	24.92	427.78-	30,255.85
INVESTMENTS	38,415.46	62.63	.00	38,478.09
CASH INVESTED - LOGIC	25,387.17	47.11	.00	25,434.28
CASH INVESTED - TEXSTAR	25,328.60	41.34	.00	25,369.94
FUND TOTALS	119,789.94	176.00	427.78-	119,538.16
2018 059 JAIL COMMISSARY				
CASH - JAIL COMMISSARY	49,859.14	2,054.42	616.78-	51,296.78
CASH INVESTED - TEXPOOL	79,847.81	130.24	.00	79,978.05
CASH INVESTED - LOGIC	.00	.00	.00	.00
CASH INVESTED - TEXSTAR	.00	.00	.00	.00
FUND TOTALS	129,706.95	2,184.66	616.78-	131,274.83
2018 061 2004 GO REFUNDING DEBT SERVICE				
CASH - 2004 GO REFUNDING D/S	40,932.77	54,634.67	64,175.00-	31,392.44
CASH INVESTED	264,815.75	406.81	25,000.00-	240,222.56
CASH INVESTED - LOGIC	78,418.86	145.51	.00	78,564.37
CASH INVESTED - TEXSTAR	254,270.12	390.00	25,000.00-	229,660.12
T-BILL INVESTMENTS	.00	.00	.00	.00
FUND TOTALS	638,437.50	55,576.99	114,175.00-	579,839.49
2018 088 STATE FEES				
CASH - STATE FEES	46,409.60	67,219.44	31.20-	113,597.84
CASH INVESTED	8,237.18	13.44	.00	8,250.62

ACCOUNT NAME	BEGINNING CASH BALANCE	CASH RECEIPTS	CASH DISBURSEMENTS	ENDING CASH BALANCE
CASH INVESTED - LOGIC	.00	.00	.00	.00
CASH INVESTED - TEXSTAR	5,232.30	8.55	.00	5,240.85
FUND TOTALS	59,879.08	67,241.43	31.20-	127,089.31
2018 090 OFFICER'S TRUST				
CASH-OFFICERS TRUST	.00	.00	.00	.00
CASH INVESTED	.00	.00	.00	.00
CASH INVESTED - LOGIC	.00	.00	.00	.00
FUND TOTALS	.00	.00	.00	.00
2018 091 LIBRARY TRUST - LIDDELL				
CASH-LIBRARY TRUST/LIDDELL	1,103.36	.90	.00	1,104.26
CD INVESTMENT	15,000.00	.00	.00	15,000.00
FUND TOTALS	16,103.36	.90	.00	16,104.26
2018 092 LIBRARY TRUST - ROSENSTEIN				
CASH-LIBRARY TRUST/ROSENSTEIN	1,320.04	1.08	.00	1,321.12
CD INVESTMENT	19,000.00	.00	.00	19,000.00
FUND TOTALS	20,320.04	1.08	.00	20,321.12
2018 098 PAYROLL CLEARING				
CASH - PAYROLL CLEARING	.00	1,464,875.07	414,936.86-	1,049,938.21
INVESTMENTS	.00	.00	.00	.00
FUND TOTALS	.00	1,464,875.07	414,936.86-	1,049,938.21
2018 100 CHILD ABUSE PREVENTION FUND				
CASH-CHILD ABUSE PREVENTION	313.96	.25	.00	314.21
CASH INVESTED	.00	.00	.00	.00
FUND TOTALS	313.96	.25	.00	314.21
2018 101 PRETRIAL DIVERSION				
CASH-PRETRIAL DIVERSION	11,094.00	.00	.00	11,094.00
CASH INVESTED	.00	.00	.00	.00
CASH INVESTED - LOGIC	.00	.00	.00	.00
FUND TOTALS	11,094.00	.00	.00	11,094.00
2018 102 HOTEL OCCUPANCY TAX FUND				
CASH - HOTEL OCCUPANCY TAX	134,013.13	32,251.02	100,000.00-	66,264.15
CASH INVESTED - TEXPOOL	.00	50,039.70	.00	50,039.70
CASH INVESTED - LOGIC	.00	.00	.00	.00
CASH INVESTED - TEXSTAR	.00	50,042.42	.00	50,042.42
FUND TOTALS	134,013.13	132,333.14	100,000.00-	166,346.27
GRAND TOTALS	35,117,748.99	5,273,148.28	5,559,519.38-	34,831,377.89