

AFFIDAVIT

STATE OF TEXAS

COUNTY OF COOKE


The members of the Commissioners' Court of Cooke County, Texas, state as follows:

The requirement of Subsection (C) of the Texas Local Government Code, §114.026 have been met for the term of **February 2017**. The amount of cash and other assets in the custody of the County Treasurer at the time of examination are:

Cash (includes on hand, money market accounts, and short term investments) \$ **39,493,828.52**

Other Assets (long term investments) \$ 0.00.

Sworn to and subscribed this 13 day of March, 2017.



Jason Brinkley, Cooke County Judge

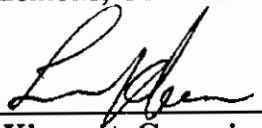


Gary Hollowell, Commissioner, Pct 1

B. C. Lemons, Commissioner, Pct 2




John Klement, Commissioner, Pct 3



Leon Klement, Commissioner, Pct 4

ATTEST:




Rebecca Lawson, County Clerk

FILED FOR RECORD
17 MAR 15 PM 2:38
REBECCA LAWSON
COUNTY CLERK, COOKE CO. TX
BY _____ DEPUTY


FINANCIAL REPORTS

February 2017


In accordance with Local Government Code 114.026, this affidavit states the current cash and reports in the custody of the county treasurer as of this date of February 28, 2017.



Jason Brinkley,
Cooke County Judge




Rebecca Lawson,
Cooke County Clerk




Gary Hollowell,
Commissioner Pct. #1

B. C. Lemons,
Commissioner Pct. #2



John Klement,
Commission Pct. #3



Leon Klement,
Commissioner Pct. #4

FILED FOR RECORD
17 MAR 15 PM 2:38
REBECCA LAWSON
COUNTY CLERK, COOKE CO. TX
BY _____ DEPUTY



MONTHLY REPORT

FEBRUARY 2017

PATTY BRENNAN

COOKE COUNTY TREASURER

PRIOR MONTH ENDING BANK STATEMENT BALANCE \$6,941,480.73 210
 CLEARED DEPOSITS \$4,448,170.05 5
 CLEARED ADDITIONS \$171,209.44 5
 CLEARED CHECKS \$2,092,388.88- 375
 CLEARED DEDUCTIONS \$3,326,521.55- 7

CURRENT MONTH ENDING BANK STATEMENT BALANCE \$6,141,899.79

CURRENT MONTH ENDING BANK STATEMENT BALANCE \$6,141,899.79 1
 OUTSTANDING DEPOSITS \$10,244.27
 OUTSTANDING ADDITIONS \$-00
 OUTSTANDING CHECKS \$581,909.40- 538
 OUTSTANDING DEDUCTIONS \$-00

RECONCILED BOOK BALANCE \$5,570,234.66
 ENDING STATEMENT DATE 02/28/2017 CLERK: PB

PRIOR MONTH ENDING BANK STATEMENT BALANCE \$129,896.06 3
 CLEARED DEPOSITS \$934,639.74
 CLEARED ADDITIONS \$.00
 CLEARED CHECKS \$595,093.31- 56
 CLEARED DEDUCTIONS \$336,610.54- 4

CURRENT MONTH ENDING BANK STATEMENT BALANCE \$132,831.95

CURRENT MONTH ENDING BANK STATEMENT BALANCE \$132,831.95
 OUTSTANDING DEPOSITS \$.00
 OUTSTANDING ADDITIONS \$.00
 OUTSTANDING CHECKS \$3,007.78- 7
 OUTSTANDING DEDUCTIONS \$.00

RECONCILED BOOK BALANCE \$129,824.17
 ENDING STATEMENT DATE 02/28/2017 CLERK: PB

TOTALS

Cooke County

Attn: Patty Brennan
101 S. Dixon Street
Gainesville, TX 76240

Depositor Statement

February 1, 2017 - February 28, 2017

Account #: 104791304900

Account at-a-Glance

Beginning Balance	2,010,232.38
+ Net Deposits	0.00
+ Net Accrued Interest ²	740.21
Ending Balance	2,010,972.59
Days In Period ⁴	28
Average Daily Balance ⁵	2,010,232.38
Net APY This Period ⁶	0.4800
Available Balance ⁷	2,010,232.38

Depositor Information

Website: www.ficaaccount.com
Support Center: (866) 343-5516

Account Transactions

Description	Date	Amount(USD\$)
No transactions in this period		

Insured Depository Detail

Depository Bank	FDIC Cert#	Balance(USD\$)
Banc of California, National Association	35498	247,561.44
BofI Federal Bank	35546	92,266.65
CIT Bank, National Association	58978	6,505.01
CapStar Bank	58823	3,956.84
Capital One National Association	4297	1,895.68
Celtic Bank	57056	4,826.06
Centrue Bank	3744	1,441.22
ConnectOne Bank	57919	3,726.04
Covenant Bank	58502	1,875.20
Dime Savings Bank of Williamsburgh	16012	1,149.72
Fidelity Bank	30895	3,019.00
First Choice Bank	58471	62,491.20
First Guaranty Bank	14028	1,641.50
First Internet Bank of Indiana	34607	13,957.26
First Virginia Community Bank	58696	1,283.18
Franklin Synergy Bank	58714	18,387.64
Front Range Bank	34401	1,759.96
Great Western Bank	15289	112,814.16
Guaranty Bank	28670	17,468.80

Cooke County
 Attn: Patty Brennan
 101 S. Dixon Street
 Gainesville, TX 76240

Depositor Statement

February 1, 2017 - February 28, 2017

Account #: 104791304900

Depository Bank	FDIC Cert#	Balance(USD\$)
Happy State Bank	10359	186,060.52
Israel Discount Bank of New York	19977	103,142.90
Lake City Bank	13102	3,580.92
LegacyTexas Bank	58006	59,430.77
MainStreet Bank	57742	6,870.30
Mercantil Commercebank National Association	22953	6,896.33
Merchants Bank of Indiana	8056	147,134.30
Meridian Bank	57777	1,286.22
NexBank SSB	29209	247,997.72
Open Bank	57944	1,049.54
Pacific Mercantile Bank	34940	63,513.96
Rockville Bank	18203	153,629.86
Seaside National Bank & Trust	58328	1,229.76
ServisFirst Bank	57993	14,962.74
Southwest Bank	18812	105,632.74
Sovereign Bank National Association	29950	5,825.24
Stonegate Bank	57934	52,930.10
SunTrust Bank	B67	1,538.30
Texas Capital Bank National Association	34383	1,604.84
WashingtonFirst Bank	57696	247,888.76
Aggregate Net Accrued Interest ³		740.21

Total	2,010,972.59
--------------	---------------------

Disclosure Information

¹ The Federally Insured Cash Account ® ("FICA") is not a member of the Federal Deposit Insurance Corporation ("FDIC"), but the banks in which your money is deposited are FDIC members. The FDIC is an independent agency of the U.S. government that protects the funds depositors place in FDIC insured institutions. FDIC deposit insurance is backed by the full faith and credit of the U.S. government.

² Net Accrued Interest is the estimated amount of your accrued interest earned for the current month less any FICA Fee with respect to such interest. Net Accrued Interest cannot be withdrawn from your account until it is credited to the account. There is no guarantee that you will receive the full amount as stated. Refer to the U.S. Bank Custodial Statement, provided via ficaaccount.com, for further details regarding interest earned and fees charged. Net Accrued Interest is for informational purposes only.

³ Aggregate Net Accrued Interest is the sum of the current month's Net Accrued Interest and any prior period Net Accrued Interest not yet paid.

⁴ Days In Period ("DIP") is the number of days in the period beginning on, and including the later of, the first day of the month or the business day your initial deposit is received by the FICA Custodian if received on or before 12:00PM EST or the business day immediately following if received after 12:00PM EST, and ending on, and including, the last day of the month. DIP does not include any date on which the balance is zero.

⁵ Average Daily Balance: Is the sum of your beginning balance plus any deposits less any withdrawals averaged across number of days in Days In Period.

⁶ Net APY This Period is the annualized yield that reflects the relationship between the net interest received plus any Net Accrued Interest and the Average Daily Balance for the statement period.

⁷ Available Balance reflects the amount that can be withdrawn as of the date of the statement. This balance is the Ending Balance less the Aggregate Net Accrued Interest amount.

We encourage you to compare the information provided in our statement with the U.S. Bank custody statement. You may access your U.S. Bank custody statement by calling 1-866-343-5516.

StoneCastle Cash Management, LLC is an SEC Registered Investment Advisor. StoneCastle Cash Management, LLC is an affiliate of StoneCastle Partners, LLC, a leading asset management and financial services company dedicated to investing and serving the community banking sector. Performance data shown represents past performance, and is no guarantee of future results. Rates may change without notice. Please read the Terms and Conditions relating to the FICA program for more complete information and the governing terms of the account. Review your statement for accuracy. If you have any questions regarding your account, contact a FICA representative. Registration with the SEC does not imply a particular level of skill or training.

INVESTMENTS-TEX STAR
PATTY BRENNAN, COOKE COUNTY TREASURER
FEBRUARY 2017

ACCT NAME	BALANCE FORWARD	DEPOSITS	WITH-DRAWALS	CURRENT INTEREST	ENDING BALANCE
GENERAL	\$ 8,307,931.33	\$ 1,000,000.00	\$ -	\$ 3,920.91	\$ 9,311,852.24
R & B -1	\$ 555,680.99	\$ 90,000.00	\$ -	\$ 271.37	\$ 645,952.36
R & B -2	\$ 355,313.49	\$ 90,000.00	\$ -	\$ 186.33	\$ 445,499.82
R & B -3	\$ 505,613.05	\$ 90,000.00	\$ -	\$ 250.11	\$ 595,863.16
R & B -4	\$ 720,718.70	\$ 90,000.00	\$ -	\$ 341.41	\$ 811,060.11
FM & L	\$ 350,417.12	\$ -	\$ -	\$ 148.74	\$ 350,565.86
ADULT PROBATION	\$ 200,102.26	\$ 30,000.00	\$ -	\$ 85.85	\$ 230,188.11
PERM IMP	\$ 1,386,513.21	\$ 55,000.00	\$ 50,000.00	\$ 598.04	\$ 1,392,111.25
JP- CH SECURITY	\$ 10,023.88	\$ -	\$ -	\$ 4.23	\$ 10,028.11
COURTHOUSE SECURITY	\$ 50,031.09	\$ 20,000.00	\$ -	\$ 21.86	\$ 70,052.95
RECORDS PRESERVATION	\$ 75,046.63	\$ 30,000.00	\$ -	\$ 32.77	\$ 105,079.40
ARCHIVE FEES	\$ -	\$ 25,000.00	\$ -	\$ 0.77	\$ 25,000.77
2012 GO REFUNDING	\$ 350,476.16	\$ -	\$ 25,000.00	\$ 142.68	\$ 325,618.84
TOTAL: TREAS FUND	<u>\$ 12,867,867.91</u>	<u>\$ 1,520,000.00</u>	<u>\$ 75,000.00</u>	<u>\$ 6,005.07</u>	<u>\$ 14,318,872.98</u>
YEAR - TO - DATE INTEREST	BAL FORWARD	CURRENT INT.	BALANCE		
	\$ 12,867.91	\$ 6,005.07	\$ 18,872.98		
AVG. YIELD FOR FEBRUARY2017	0.55%	MKT VALUE PER SHARE	\$ 1.00		

INVESTMENTS-TEXPOOL
PATTY BRENNAN, COOKE COUNTY TREASURER
FEBRUARY 2017

ACCT NAME	BALANCE		DEPOSITS	WITH-		CURRENT INTEREST	ENDING BALANCE
	FORWARD			DRAWALS			
GENERAL	\$ 8,177,646.97	\$ 800,000.00	\$ -	\$ -	\$ 3,740.53	\$ 8,981,387.50	
R & B -1	\$ 1,142,307.51	\$ 65,000.00	\$ -	\$ -	\$ 508.84	\$ 1,207,816.35	
R & B -2	\$ 445,010.07	\$ 65,000.00	\$ -	\$ -	\$ 209.84	\$ 510,219.91	
R & B -3	\$ 621,599.98	\$ 65,000.00	\$ -	\$ -	\$ 285.55	\$ 686,885.53	
R & B -4	\$ 546,898.60	\$ 65,000.00	\$ -	\$ -	\$ 253.53	\$ 612,152.13	
FM & L	\$ 417,248.16	-	\$ -	\$ -	\$ 178.92	\$ 417,427.08	
STATE FUNDS	\$ 8,094.44	-	\$ -	\$ -	\$ 3.38	\$ 8,097.82	
TJPC	\$ 5,030.33	-	\$ -	\$ -	\$ 2.24	\$ 5,032.57	
DIST CLK PRESERVATION	\$ 10,067.80	-	\$ -	\$ -	\$ 4.24	\$ 10,072.04	
COUNTY/DIST TECH	\$ 3,021.88	-	\$ -	\$ -	\$ 1.40	\$ 3,023.28	
ADULT PROB	\$ 184,728.61	-	\$ -	\$ -	\$ 79.19	\$ 184,807.80	
JUV4SP	\$ 4,819.89	-	\$ -	\$ -	\$ 1.96	\$ 4,821.85	
COURT REP	\$ 42,434.55	-	\$ -	\$ -	\$ 18.20	\$ 42,452.75	
PERM IMP	\$ 1,286,888.65	\$ 40,000.00	\$ -	\$ -	\$ 563.55	\$ 1,327,452.20	
LAW ENFORCEMENT ED	\$ 10,065.75	-	\$ -	\$ -	\$ 4.24	\$ 10,069.99	
JP-CH SECURITY	\$ 5,053.36	-	\$ -	\$ -	\$ 2.24	\$ 5,055.60	
DIST CLK RECORDS MGMT	\$ 15,104.73	-	\$ -	\$ -	\$ 6.44	\$ 15,111.17	
DIST CLK ARCHIVE	\$ 4,027.94	-	\$ -	\$ -	\$ 1.68	\$ 4,029.62	
COUNTY ATTY CHECK COLLECT	\$ 4,538.58	-	\$ -	\$ -	\$ 1.96	\$ 4,540.54	
JUV PROB-IVE	\$ 6,051.04	-	\$ -	\$ -	\$ 2.52	\$ 6,053.56	
LAW LIBRARY	\$ 81,978.19	-	\$ -	\$ -	\$ 35.15	\$ 82,013.34	
JP TECH	\$ 16,919.20	-	\$ -	\$ -	\$ 7.28	\$ 16,926.48	
CH SECURITY	\$ 157,555.64	-	\$ -	\$ -	\$ 67.55	\$ 157,623.19	
REC MGMT	\$ 266,084.88	-	\$ -	\$ -	\$ 114.08	\$ 266,198.96	
REC PRESV	\$ 84,215.96	-	\$ -	\$ -	\$ 36.13	\$ 84,252.09	
LIBRARY	\$ 22,290.43	-	\$ -	\$ -	\$ 9.53	\$ 22,299.96	
ARCHIVE	\$ 54,810.39	-	\$ -	\$ -	\$ 23.51	\$ 54,833.90	
DIST ATTY FOREFTURE	\$ 30,248.68	-	\$ -	\$ -	\$ 12.97	\$ 30,261.65	
SHERIFF FOREFTURE	\$ 37,748.94	-	\$ -	\$ -	\$ 16.19	\$ 37,765.13	

INVESTMENTS-TEXPOOL
PATTY BRENNAN, COOKE COUNTY TREASURER
FEBRUARY 2017

ACCT NAME	BALANCE FORWARD	DEPOSITS	WITH- DRAWALS	CURRENT INTEREST	ENDING BALANCE
JAIL COMMISSARY	\$ 78,462.59	\$ -	\$ -	\$ 33.65	\$ 78,496.24
2004 GO-REFUNDING	\$ 360,748.22	\$ -	\$ -	\$ 154.71	\$ 360,902.93
TOTAL: TREAS FUND	<u>\$ 14,131,701.96</u>	<u>\$ 1,100,000.00</u>	<u>\$ -</u>	<u>\$ 6,381.20</u>	<u>\$ 15,238,083.16</u>
YEAR - TO - DATE INTEREST	BAL FORWARD	CURRENT INT.	BALANCE		
	\$ 19,447.84	\$ 6,381.20	\$ 25,829.04		
AVG. YEILD FOR FEBRUARY 2017	0.56%	MKT VALUE PER SHARE	\$ 1.00		

C.D. INVESTMENTS

LANDMARK BANK

February 2017

<u>C.D.#</u>	<u>PURCHASE DATE</u>	<u>AMOUNT</u>	<u>MAT. DATE</u>
GEN/4170805685	May 24, 2015	500,000.00	May 24, 2017
GEN/4170805677	May 24, 2015	500,000.00	May 24, 2017
Library – Liddell 6451	Jan 17, 2017	7,500.00	Jan 17, 2019
Library – Liddell 6469	Jan 17, 2017	7,500.00	Jan 17, 2019
Library – Rosenstein 5099	Jun 12, 2014	11,000.00	Sept 12, 2017
Library – Rosenstein 5198	Sept 16, 2014	8,000.00	Dec 16, 2017

INT. EARNED MONTHLY:

2-Gen CD's @ .52%
2-(4761 & 4779)Liddell CD's @ .25%
2-(6451 & 6469)Liddell CD's @ .80%
2-Rosenstein CD's @ 1.05%

Interest is deposited into the Treasurer's Fund. The 2 Gen CDs' interest is deposited monthly, and the 4 Library's CDs' interest is deposited quarterly.

PROSPERITY BANK

GEN/14401708	Sept 17, 2015	250,000.00	Sept 17, 2017
--------------	---------------	------------	---------------

INT. EARNED MONTHLY:

Gen CD @ .50%

Interest accrues monthly and is deposited monthly with depository bank into the Treasurer's Fund.

C.D. INVESTMENTS

THE FIRST STATE BANK

February 2017

<u>C.D.#</u>	<u>PURCHASE DATE</u>	<u>AMOUNT</u>	<u>MAT. DATE</u>
GEN/17445	Sept 17, 2015	250,000.00	Sept 17, 2017

INT. EARNED MONTHLY:

Gen CD @ .65%

Interest accrues monthly and is deposited monthly with depository bank into the Treasurer's Fund.

MUENSTER STATE BANK

GEN/2129	Sept 17, 2015	250,000.00	Sept 17, 2017
----------	---------------	------------	---------------

INT. EARNED MONTHLY:

Gen CD @ .75%

Interest accrues monthly and is deposited monthly with depository bank into the Treasurer's Fund.



EL CAMPO, TX

Pledge Security Listing

February 28, 2017



A Division of Hilltop Securities

ID	CUSIP	Description	Safetkeeping Location	Safetkeeping Receipt	Coupon	Maturity Date	Call Date	Moody	S&P	Fitch	FASB315	Face Amount	Current Par	Current Book Value	Market Value	Gain(Loss)
COOKE COUNTY																
2047	3128M0A1	FHLMC G12885	FHLB	X	5.00	06/01/2021		AAA	AA+	AAA	HTM	157,950	6,616.23	6,616.16	6,923.80	307.65
2107	31410C556	FNMA 889257	FHLB	X	5.00	04/01/2021		AAA	AA+	AAA	HTM	105,405	4,217.59	4,217.54	4,408.14	190.60
3643	3128M0X4	FHLMC G18469	FHLB		2.00	06/01/2028		AAA	AA+	AAA	HTM	212,158	133,064.64	133,489.92	129,421.99	(4,067.93)
Total for COOKE COUNTY												475,513	143,898.46	144,323.62	140,753.93	(3,569.68)



A Division of Hilltop Securities

Although the information in this report has been obtained from sources believed to be reliable, its accuracy cannot be guaranteed.

report

PAGE 1 02/28/17 19:36:18
HOLDINGS BAPN032N
CC3 PROD

FEDERAL RESERVE BANK PLEDGEE

DISTRB PT J1
AS OF CLOSE OF BUSINESS 02-28-2017

PLEDGEE: COOKE COUNTY
100 S. DIXON
RM. 106

J7BM INSTITUTION ID: #J7BM

GAINESVILLE TX 76240

HOLDER : 081500862 - LANDMARK BANK

RESP FRB:H1

ACCOUNT: J7BM - *COOKE COUNTY

CUSIP #

BVF

PAR

BALANCE	BOOK VALUE		BVF	PAR
31300LVH5	FMAR 848716 G	01-01-37	0.4361165200	
200,000.00	87,223.30			
3133TTX48	FGRA 2326ZQ	06/15/31 06-15-31	0.1315837600	
300,000.00	39,475.13			
3133XDVS7	5.25 FHLB 20 EK	12-11-20	1.0000000000	
700,000.00	700,000.00			
313378CR0	2.25 FHLB 22 KW	03-11-22	1.0000000000	
5,000,000.00	5,000,000.00			
313380GJ0	2.00 FHLB 22 WX	09-09-22	1.0000000000	
1,000,000.00	1,000,000.00			
3136ACLE9	FNRM RC025BD R13F025	03-25-33	0.5843970000	
1,400,000.00	818,155.80			
3136AKJK0	FNRM CL041CM R14F041	06-25-40	0.6835123000	
1,000,000.00	683,512.30			
3137B1CT7	FGRM 4195LH	12/15/31 12-15-31	0.5879457800	
600,000.00	352,767.47			
31392WB41	FGRM 2512PG	10/15/22 10-15-22	0.2103710100	
400,000.00	84,148.40			
31394H2Q3	FGRM 2662DH	08/15/23 08-15-23	0.5877020600	
1,200,000.00	705,242.47			
31395HVM9	FGRA 2896BZ	11/15/34 11-15-34	1.2059174900	
200,000.00	241,183.50			
38374F2L7	GNRM 2004-24 ZM	04-20-34	1.0983835754	
700,000.00	768,868.50			
			SUBTOTAL:	
12,700,000.00	10,480,576.87			
			GRAND TOTAL:	
12,700,000.00	10,480,576.87			

Pledge Inventory Report

Landmark Bank
Columbia, MO
FROM 2/1/2017 TO 2/28/2017

Customer ID: 5961
Report Date: 3/1/2017
PAS Rep: Vance Roe
Account Rep: Bob Fitzpatrick

Cusip	Description	Maturity Date	Intent	S&P	Market Price DI	Original Face	Book Value
Ticket	Location Code/Name	Group	Coupon	Moody	Maturity (Yr)	Par	Market Value
Pledged: J7BM - COOKE COUNTY							
313378CR0	FED HOME LN BK	03/11/2022	AFS	AA+	2/28/2017	5,000,000.00	5,059,584.06
956483	FED - FEDERAL RESERVE BANK	AGY	2.25000	Aaa	5.03	5,000,000.00	5,059,799.95
313390GJ0	FED HOME LN BK	09/09/2022	AFS	AA+	2/28/2017	1,000,000.00	1,000,000.00
988741	FED - FEDERAL RESERVE BANK	AGY	2.00000	Aaa	5.53	1,000,000.00	994,189.99
3133XDVS7	FED HOME LN BK	12/11/2020	AFS	AA+	2/28/2017	700,000.00	781,639.05
933583	FED - FEDERAL RESERVE BANK	AGY	5.25000	Aaa	3.79	700,000.00	789,411.02
31300LVH5	FHLMC ARM POOL #8487	01/01/2037	AFS		2/28/2017	200,000.00	93,123.85
851172	FED - FEDERAL RESERVE BANK	MB3	2.87900		19.85	87,223.30	92,505.54
3133TTX48	fhmc remic ser 2326	06/15/2031	AFS	NR	2/28/2017	300,000.00	44,398.27
783451	FED - FEDERAL RESERVE BANK	MB4	6.50000		14.30	39,475.13	44,733.48
3136ACLE9	FNMI 3025 BD	03/25/2033	AFS		2/28/2017	1,400,000.00	797,857.57
879690	FED - FEDERAL RESERVE BANK	MB4	2.00000	Nr	16.08	818,155.80	810,295.52
3136AKJK0	FNR 2014.41 CM	06/25/2040	AFS	Nr	2/28/2017	1,000,000.00	654,260.62
916714	FED - FEDERAL RESERVE BANK	MB4	1.50000		23.34	663,512.30	668,708.99
3137B1CT7	FHL4195 LH	12/15/2031	AFS	Nr	2/28/2017	600,000.00	341,226.23
882621	FED - FEDERAL RESERVE BANK	MB4	1.50000		14.80	352,767.47	344,889.04
31392WB41	FHL2512 PG	10/15/2022	AFS	NR	2/28/2017	400,000.00	89,112.83
719835	FED - FEDERAL RESERVE BANK	MB4	5.50000		5.63	84,148.40	91,543.29
31394H2O3	FHL2662 DH	08/15/2023	AFS	NR	2/28/2017	1,200,000.00	747,655.28
887207	FED - FEDERAL RESERVE BANK	MB4	5.00000		6.46	705,242.47	749,662.00
31395HVM9	FHL2896 BZ	11/15/2034	AFS	Nr	2/28/2017	200,000.00	262,523.26
856892	FED - FEDERAL RESERVE BANK	MB4	5.00000		17.72	241,183.50	260,590.26
38374FL27	GNM04024 ZM	04/20/2034	AFS	Nr	2/28/2017	700,000.00	851,303.45
844136	FED - FEDERAL RESERVE BANK	MB4	5.00000		17.15	768,868.50	853,166.17
12	Total Pledged: J7BM - COOKE COUNTY					12,700,000.00	10,722,624.47
						10,480,576.87	10,759,495.25

This report reflects information submitted to us by the customer. It is not intended to be used as the official record of safekeeping location and/or pledged holdings. This information should be provided by the customer's safekeeper.

Landmark Bank, N.A.

Cooke County

As of: Tuesday, February 28, 2017

Detail Section:

<u>Account No.</u>	<u>Balance</u>	<u>Int Rate</u>	<u>Type</u>	<u>Officer</u>
28002408	\$0	0.00%	TDSV	R1B
28002416	\$0	0.00%	TDSV	R1B
28900090	\$132,832	0.00%	CK	R1B
28900287	\$6,141,900	0.42%	CK	R1B
28900325	\$27,505	0.00%	CK	R1B
28900333	\$0	0.00%	CK	R1B
28900341	\$0	0.00%	CK	R1B
28900368	\$65,536	0.42%	CK	R1B
28900376	\$147,727	0.00%	CK	R1B
28900384	\$962	0.00%	CK	R1B
28900392	\$1,932	0.00%	CK	R1B
28900406	\$40,088	0.00%	CK	R1B
28900414	\$18	0.00%	CK	R1B
28900422	\$0	0.00%	CK	R1B
28900449	\$570,944	0.00%	CK	R1B
28900457	\$0	0.00%	CK	R1B
28900465	\$0	0.00%	CK	R1B
28900481	\$108,806	0.00%	CK	R1B
28900511	\$2,473	0.00%	CK	R1B
28900538	\$7,096	0.00%	CK	R1B
28901259	\$10,457	0.00%	CK	ELE
28901593	\$25,161	0.00%	CK	JDH
4170003539	\$63,145	0.00%	CK	R1B
4170009684	\$0	0.00%	CK	R1B
4170009700	\$7,499	0.00%	CK	R1B
4170013934	\$0	0.00%	CK	JDH
4170023065	\$0	0.00%	CK	R1B
4170045332	\$15,531	0.00%	CK	T1G
4170049177	\$500	0.00%	CK	T1G
4170800744	\$0	0.00%	TDSV	JDH
4170800751	\$0	0.00%	TDSV	JDH
4170801528	\$0	0.00%	TDSV	R1B
4170801536	\$0	0.00%	TDSV	R1B
4170802286	\$0	0.00%	TDSV	JDH
4170802294	\$0	0.00%	TDSV	JDH
4170802849	\$0	0.00%	TDSV	JDH
4170802856	\$0	0.00%	TDSV	JDH
4170803896	\$0	0.00%	TDSV	R1B

3/2/2017 2:11:19 PM

4170803904	\$0	0.00%	TDSV	R1B
4170804019	\$0	0.00%	TDSV	R1B
4170804142	\$0	0.00%	TDSV	R1B
4170804159	\$0	0.00%	TDSV	R1B
4170804415	\$0	0.00%	TDSV	T1G
4170804423	\$0	0.00%	TDSV	T1G
4170804761	\$0	0.00%	TDSV	T1G
4170804779	\$0	0.00%	TDSV	T1G
4170805073	\$0	0.00%	TDSV	T1G
4170805081	\$0	0.00%	TDSV	T1G
4170805198	\$8,000	1.05%	TDSV	JDH
4170805677	\$500,000	0.52%	TDSV	T1G
4170805685	\$500,000	0.52%	TDSV	T1G
4170806451	\$7,500	0.80%	TDSV	T1G
4170806469	\$7,500	0.80%	TDSV	T1G

Collateral Section:

<u>Description / LOC No.</u>	<u>Amount</u>	<u>Maturity Date</u>
Securities - Market Value	\$10,759,495	(See add'l report)

Pledge Report Summary:

Total Deposits	\$	8,393,112
Plus Additional Coverage (per Agreement)	\$	0
Total Collateral Needed	\$	8,393,112
Collateral Pledged	\$	10,759,495
FDIC Insurance	\$	250,000
Total Collateral Provided	\$	11,009,495
Total Public Funding Excess / (Needed)	\$	2,616,383

COMBINED STATEMENT OF CASH POSITION FOR FEBRUARY

DATE	FUND NAME	CHECKING ACCOUNT	CHECKING AMOUNT	TDOA ACCOUNT	TDOA AMOUNT	FUND TOTAL
2017 001	GENERAL	TREAS FUND	3,099,388.77	TEXPOOL LOGIC TEXSTAR STONE CERT DEPOS	8,981,387.50 9,311,852.24 2,010,972.59 1,750,000.00	25,153,601.10
2017 011	ROAD & BRIDGE 1	TREAS FUND	450,072.09	TEXPOOL LOGIC TEXSTAR STONE	1,207,816.35 645,952.36	2,303,840.80
2017 012	ROAD & BRIDGE 2	TREAS FUND	446,611.06	TEXPOOL LOGIC TEXSTAR	510,219.91 445,499.82	1,402,330.79
2017 013	ROAD & BRIDGE 3	TREAS FUND	521,934.57	TEXPOOL LOGIC TEXSTAR	686,885.53 595,863.16	1,804,683.26
2017 014	ROAD & BRIDGE 4	TREAS FUND	398,641.46	TEXPOOL LOGIC TEXSTAR	612,152.13 811,060.11	1,821,853.70
2017 018	CERTZ TIF	TREAS FUND		TEXPOOL LOGIC		
2017 019	FM & LATERAL	TREAS FUND	42,278.10	TEXPOOL LOGIC TEXSTAR	417,427.08 350,565.86	810,271.04
2017 020	TJPC	TREAS FUND	22,774.58	TEXPOOL LOGIC TEXSTAR	5,032.57	27,807.15
2017 021	JUVENILE PROB-ISP	TREAS FUND	7,222.43	TEXPOOL LOGIC TEXSTAR	4,821.85	12,044.28
2017 022	JUVENILE PROBATION	TREAS FUND	10,856.43	TEXPOOL LOGIC TEXSTAR	6,053.56	10,856.43
2017 023	JUVENILE PROB. IV-E	TREAS FUND	7,985.68	TEXPOOL LOGIC TEXSTAR		14,039.24
2017 028	ADULT PROBATION	TREAS FUND	96,122.14	TEXPOOL LOGIC TEXSTAR	184,807.80 230,188.11	511,118.05
2017 029	COMMUNITY CORRECTIONS	TREAS FUND	11,103.55	TEXPOOL LOGIC		11,103.55
2017 031	CONTRACT ELECTIONS	TREAS FUND	3,839.51	TEXPOOL LOGIC		3,839.51
2017 032	DISTRICT CLERK PRESERVATION	TREAS FUND	26,282.98	TEXPOOL LOGIC	10,072.04	

FUND NAME	CHECKING ACCOUNT	CHECKING AMOUNT	TDOA ACCOUNT	TDOA AMOUNT	FUND TOTAL
2017 033 COUNTY/DISTRICT TECHNOLOGY	TREAS FUND	5,708.17	TEXPOOL LOGIC TEXSTAR	3,023.28	8,731.45
2017 034 COURT REPORTER	TREAS FUND	2,180.19	TEXPOOL LOGIC TEXSTAR	42,452.75	44,632.94
2017 035 PERMANENT IMPROVEMENT	TREAS FUND	27,520.01	TEXPOOL LOGIC TEXSTAR STONE	1,327,452.20	2,747,083.46
2017 037 LAW ENFORCEMENT ED	TREAS FUND	3,529.54	TEXPOOL LOGIC TEXSTAR	10,069.99	13,599.53
2017 038 JP TECH	TREAS FUND	13,739.46	TEXPOOL LOGIC TEXSTAR	16,926.48	30,665.94
2017 040 LAW LIBRARY	TREAS FUND	46,932.88	TEXPOOL LOGIC TEXSTAR	82,013.34	128,946.22
2017 041 CC LIBRARY FUND	TREAS FUND	37,987.79	TEXPOOL LOGIC TEXSTAR	22,299.96	60,287.75
2017 042 CC HISTORICAL COMM.	TREAS FUND	4,152.07	TEXPOOL LOGIC TEXSTAR	5,055.60	4,152.07
2017 043 JP COURTHOUSE SECURITY	TREAS FUND	2,822.03	TEXPOOL LOGIC TEXSTAR	10,028.11	17,905.74
2017 044 COURTHOUSE SECURITY	TREAS FUND	47,841.50	TEXPOOL LOGIC TEXSTAR	157,623.19	275,517.64
2017 045 FLOOD DAMAGE	TREAS FUND	17,742.00	TEXPOOL LOGIC	70,052.95	17,742.00
2017 046 CHAPTER 19	TREAS FUND		TEXPOOL		
2017 047 CC RECORDS MANAGEMENT	TREAS FUND	4,657.37	TEXPOOL LOGIC TEXSTAR	266,198.96	4,657.37
2017 048 COUNTY RECORDS MANAGEMENT	TREAS FUND	54,685.26	TEXPOOL LOGIC TEXSTAR		320,884.22
2017 049 CC RECORDS PRESERVATION	TREAS FUND	68,853.36	TEXPOOL LOGIC TEXSTAR	84,252.09	258,184.85

FUND NAME	CHECKING ACCOUNT	CHECKING AMOUNT	TDOA ACCOUNT	TDOA AMOUNT	FUND TOTAL
2017 050 DIST CLERK RECORDS MANAGEMENT	TREAS FUND	25,626.23	TEXPOOL LOGIC	15,111.17	40,737.40
2017 051 DISTRICT CLERK ARCHIVE	TREAS FUND	20,698.24	TEXPOOL LOGIC	4,029.62	24,727.86
2017 052 COUNTY CLERK ARCHIVE FEE	TREAS FUND	62,311.63	TEXPOOL LOGIC	54,833.90	142,146.30
2017 053 CA CHECK COLLECTING	TREAS FUND	2,632.89	TEXPOOL LOGIC	4,540.54	7,173.43
2017 054 DA CHECK COLLECTING	TREAS FUND	75.34	TEXPOOL		75.34
2017 055 CO ATTY FORFEITURE	TREAS FUND	66,514.79	TEXPOOL LOGIC	30,261.65	96,776.44
2017 056 DISTRICT ATTY FORFEITURE	TREAS FUND	47,968.55	TEXPOOL LOGIC	37,765.13	47,968.55
2017 057 D A SEIZURE FUND	TREAS FUND	28,428.45	TEXPOOL LOGIC	78,496.24	51,622.56
2017 058 SHERIFF FORFEITURE	TREAS FUND	15,554.37	TEXPOOL LOGIC	360,902.93	702,076.14
2017 059 JAIL COMMISSARY	TREAS FUND	86,506.79	TEXPOOL LOGIC	8,097.82	94,604.61
2017 060 INTEREST & SINKING	TREAS FUND	1,402.27	CERT DEPOS	15,000.00	16,402.27
2017 061 2004 GO REFUNDING DEBT SERV	TREAS FUND	2,077.32	CERT DEPOS	19,000.00	21,077.32
2017 070 BOND FUND	TREAS FUND	3,765,052.80	PAYROLL		3,765,052.80
2017 088 STATE FEES	TREAS FUND				
2017 090 OFFICER'S TRUST	TREAS FUND				
2017 091 LIBRARY TRUST - LIDDELL	TREAS FUND				
2017 092 LIBRARY TRUST - ROSENSTEIN	TREAS FUND				
2017 098 PAYROLL CLEARING	PAYROLL				

FUND NAME	CHECKING ACCOUNT	CHECKING AMOUNT	TDOA ACCOUNT	TDOA AMOUNT	FUND TOTAL
2017 100 CHILD ABUSE PREVENTION FUND	TREAS FUND	284.17	TEXPOOL		284.17
2017 101 PRETRIAL DIVERSION	TREAS FUND	8,854.00	TEXPOOL		8,854.00
TOTAL		9,631,310.25		33,351,928.73	42,983,238.98

CHECK ACCOUNT

CHECK

ACCOUNT BALANCE - TREAS FUND

5,866,257.45

ACCOUNT BALANCE - PAYROLL

3,765,052.80

TOTAL

9,631,310.25

TDOA ACCOUNT

TDOA

ACCOUNT BALANCE - TEXPOOL

15,238,083.16

ACCOUNT BALANCE - TEXSTAR

14,318,872.98

ACCOUNT BALANCE - STONE

2,010,972.59

ACCOUNT BALANCE - CERT DEPOS

1,784,000.00

TOTAL

33,351,928.73

ACCOUNT NAME	BEGINNING CASH BALANCE	CASH RECEIPTS	CASH DISBURSEMENTS	ENDING CASH BALANCE
2017 001 GENERAL	6,507,318.54	3,015,089.21	6,423,018.98	3,099,388.77
CASH ON HAND	1,779.00	.00	.00	1,779.00
CASH INVESTED-TEXPOOL	8,227,646.97	803,740.53	50,000.00	8,981,387.50
CASH INVESTED - LOGIC	.00	.00	.00	.00
CASH INVESTED - TEXTSTAR	8,307,931.33	1,003,920.91	.00	9,311,852.24
CASH INVESTED - STONE CASTLE	2,010,232.38	740.21	.00	2,010,972.59
T-BILLS - INVESTMENTS	.00	.00	.00	.00
CASH INVESTMENT-CD	1,750,000.00	.00	.00	1,750,000.00
FUND TOTALS	26,804,908.22	4,823,490.86	6,473,018.98	25,155,380.10

2017 011 ROAD & BRIDGE 1	645,924.59	265,529.40	461,481.90	450,072.09
CASH - ROAD & BRIDGE # 1	1,142,307.51	65,508.84	.00	1,207,816.35
CASH INVESTED - LOGIC	.00	.00	.00	.00
CASH INVESTED - TEXTSTAR	555,680.99	90,271.37	.00	645,952.36
STONE CASTLE	.00	.00	.00	.00
T-BILL INVESTMENTS	.00	.00	.00	.00
FUND TOTALS	2,343,913.09	421,409.61	461,481.90	2,303,840.80

2017 012 ROAD & BRIDGE 2	646,114.65	257,072.93	456,576.52	446,611.06
CASH - ROAD & BRIDGE # 2	445,010.07	65,209.84	.00	510,219.91
CASH INVESTED - LOGIC	.00	.00	.00	.00
CASH INVESTED - TEXTSTAR	355,313.49	90,186.33	.00	445,499.82
T-BILL INVESTMENTS	.00	.00	.00	.00
FUND TOTALS	1,446,438.21	412,469.10	456,576.52	1,402,350.79

2017 013 ROAD & BRIDGE 3	646,405.42	353,200.41	477,671.26	521,934.57
CASH - ROAD & BRIDGE # 3	621,599.98	65,285.55	.00	686,885.53
CASH INVESTED - LOGIC	.00	.00	.00	.00
CASH INVESTED - TEXTSTAR	505,613.05	90,250.11	.00	595,863.16
T-BILL INVESTMENTS	.00	.00	.00	.00
FUND TOTALS	1,773,618.45	508,736.07	477,671.26	1,804,683.26

2017 014 ROAD & BRIDGE 4	666,356.25	256,994.45	524,709.24	398,641.46
CASH - ROAD & BRIDGE # 4	546,898.60	65,253.53	.00	612,152.13
CASH INVESTED - LOGIC	.00	.00	.00	.00
CASH INVESTED - TEXTSTAR	720,718.70	90,341.41	.00	811,060.11
T-BILL INVESTMENTS	.00	.00	.00	.00
FUND TOTALS	1,933,973.55	412,589.39	524,709.24	1,821,853.70

2017 018 CERTZ TIF	.00	.00	.00	.00
CASH - CERTZ TIF	.00	.00	.00	.00
CASH INVESTED - LOGIC	.00	.00	.00	.00
T-BILL INVESTMENT	.00	.00	.00	.00
FUND TOTALS	.00	.00	.00	.00

2017 019 FM & LATERAL	91,557.40	720.70	50,000.00	42,278.10
CASH - FM & LATERAL	417,248.16	178.92	.00	417,427.08
CASH INVESTED - LOGIC	.00	.00	.00	.00
CASH INVESTED - TEXTSTAR	350,417.12	148.74	.00	350,565.86

ACCOUNT NAME	BEGINNING CASH BALANCE	CASH RECEIPTS	CASH DISBURSEMENTS	ENDING CASH BALANCE
2017 020 TJPIC				
CASH - T.J.P.C.	20,367.90	24,567.86	22,161.18-	22,774.58
CASH INVESTED	5,030.33	2.24	.00	5,032.57
CASH INVESTED - LOGIC	.00	.00	.00	.00
CASH INVESTED - TEXSTAR	.00	.00	.00	.00
FUND TOTALS	25,398.23	24,570.10	22,161.18-	27,807.15
2017 021 JUVENILE PROB-ISP				
CASH - JUVENILE PROBATION	7,219.89	2.54	.00	7,222.43
INVESTMENTS	4,819.89	1.96	.00	4,821.85
CASH INVESTED - LOGIC	.00	.00	.00	.00
CASH INVESTED - TEXSTAR	.00	.00	.00	.00
FUND TOTALS	12,039.78	4.50	.00	12,044.28
2017 022 JUVENILE PROBATION				
CASH - JUV. PROB. DIV	10,517.72	338.71	.00	10,856.43
INVESTMENTS	.00	.00	.00	.00
FUND TOTALS	10,517.72	338.71	.00	10,856.43
2017 023 JUVENILE PROB. IV-E				
CASH - IV-E	7,982.87	2.81	.00	7,985.68
CASH INVESTED	6,051.04	2.52	.00	6,053.56
CASH INVESTED - LOGIC	.00	.00	.00	.00
CASH INVESTED - TEXSTAR	.00	.00	.00	.00
FUND TOTALS	14,033.91	5.33	.00	14,039.24
2017 028 ADULT PROBATION				
CASH - ADULT PROBATION	136,134.44	34,630.69	74,642.99-	96,122.14
CASH ON HAND	75.00	.00	.00	75.00
CASH INVESTED - TEXPOOL	184,728.61	79.19	.00	184,807.80
CASH INVESTED - LOGIC	.00	.00	.00	.00
CASH INVESTED - TEXSTAR	200,102.26	30,085.85	.00	230,188.11
FUND TOTALS	521,040.31	64,795.73	74,642.99-	511,193.05
2017 029 COMMUNITY CORRECTIONS				
CASH - COMMUNITY CORRECTI	16,444.57	.00	5,341.02-	11,103.55
INVESTMENTS	.00	.00	.00	.00
CASH INVESTED - LOGIC	.00	.00	.00	.00
FUND TOTALS	16,444.57	.00	5,341.02-	11,103.55
2017 031 CONTRACT ELECTIONS				
CASH - CONTRACT ELECTIONS	3,838.16	1.35	.00	3,839.51
CASH INVESTED - TEXPOOL	50,000.00	.00	50,000.00-	.00
CASH INVESTED - LOGIC	.00	.00	.00	.00
FUND TOTALS	53,838.16	1.35	50,000.00-	3,839.51
2017 032 DISTRICT CLERK PRESERVATION				
CASH - DISTRICT CLERK PRESVATI	25,833.86	449.12	.00	26,282.98
INVESTMENTS	10,067.80	4.24	.00	10,072.04
CASH INVESTED - LOGIC	.00	.00	.00	.00
CASH INVESTED - TEXSTAR	.00	.00	.00	.00
FUND TOTALS	35,901.66	453.36	.00	36,355.02
2017 033 COUNTY/DISTRICT TECHNOLOGY FUN				
CASH - COUNTY/DISTRICT TECH	5,415.02	293.15	.00	5,708.17

ACCOUNT NAME	BEGINNING CASH BALANCE	CASH RECEIPTS	CASH DISBURSEMENTS	ENDING CASH BALANCE
INVESTMENTS	3,021.88	1.40	.00	3,023.28
CASH INVESTED - LOGIC	.00	.00	.00	.00
CASH INVESTED - TEXSTAR	.00	.00	.00	.00
FUND TOTALS	8,436.90	294.55	.00	8,731.45

ACCOUNT NAME	BEGINNING CASH BALANCE	CASH RECEIPTS	CASH DISBURSEMENTS	ENDING CASH BALANCE
INVESTMENTS	42,434.55	18.20	.00	42,452.75
CASH INVESTED - LOGIC	.00	.00	.00	.00
CASH INVESTED - TEXSTAR	.00	.00	.00	.00
FUND TOTALS	44,342.58	873.88	583.52	44,632.94

ACCOUNT NAME	BEGINNING CASH BALANCE	CASH RECEIPTS	CASH DISBURSEMENTS	ENDING CASH BALANCE
INVESTMENTS	1,908.03	855.66	583.52	2,180.19
CASH INVESTED - LOGIC	42,434.55	18.20	.00	42,452.75
CASH INVESTED - TEXSTAR	.00	.00	.00	.00
FUND TOTALS	44,342.58	873.88	583.52	44,632.94

ACCOUNT NAME	BEGINNING CASH BALANCE	CASH RECEIPTS	CASH DISBURSEMENTS	ENDING CASH BALANCE
INVESTMENTS	229,526.32	178,284.37	380,290.68	27,520.01
CASH INVESTED - LOGIC	1,286,888.65	90,563.55	50,000.00	1,327,452.20
CASH INVESTED - TEXSTAR	.00	.00	.00	.00
STONE CASTLE	1,386,513.21	55,598.04	50,000.00	1,392,111.25
T-BILL INVESTMENTS	.00	.00	.00	.00
FUND TOTALS	2,902,928.18	324,445.96	480,290.68	2,747,083.46

ACCOUNT NAME	BEGINNING CASH BALANCE	CASH RECEIPTS	CASH DISBURSEMENTS	ENDING CASH BALANCE
INVESTMENTS	2,621.62	2,107.92	1,200.00	3,529.54
CASH INVESTED - LOGIC	10,065.75	4.24	.00	10,069.99
CASH INVESTED - TEXSTAR	.00	.00	.00	.00
FUND TOTALS	12,687.37	2,112.16	1,200.00	13,599.53

ACCOUNT NAME	BEGINNING CASH BALANCE	CASH RECEIPTS	CASH DISBURSEMENTS	ENDING CASH BALANCE
INVESTMENTS	13,472.15	1,061.48	794.17	13,739.46
CASH INVESTED - LOGIC	16,919.20	7.28	.00	16,926.48
CASH INVESTED - TEXSTAR	.00	.00	.00	.00
FUND TOTALS	30,391.35	1,068.76	794.17	30,665.94

ACCOUNT NAME	BEGINNING CASH BALANCE	CASH RECEIPTS	CASH DISBURSEMENTS	ENDING CASH BALANCE
INVESTMENTS	46,415.56	1,561.40	1,044.08	46,932.88
CASH INVESTED - LOGIC	81,978.19	35.15	.00	82,013.34
CASH INVESTED - TEXSTAR	.00	.00	.00	.00
FUND TOTALS	128,393.75	1,596.55	1,044.08	128,946.22

ACCOUNT NAME	BEGINNING CASH BALANCE	CASH RECEIPTS	CASH DISBURSEMENTS	ENDING CASH BALANCE
INVESTMENTS	36,856.18	1,451.00	319.39	37,987.79
CASH INVESTED - LOGIC	22,290.43	9.53	.00	22,299.96
CASH INVESTED - TEXSTAR	.00	.00	.00	.00
T-BILL INVESTMENTS	.00	.00	.00	.00
FUND TOTALS	59,146.61	1,460.53	319.39	60,287.75

ACCOUNT NAME	BEGINNING CASH BALANCE	CASH RECEIPTS	CASH DISBURSEMENTS	ENDING CASH BALANCE
INVESTMENTS	4,150.61	1.46	.00	4,152.07
CASH INVESTED - LOGIC	4,150.61	1.46	.00	4,152.07
CASH INVESTED - TEXSTAR	.00	.00	.00	.00
FUND TOTALS	4,150.61	1.46	.00	4,152.07

ACCOUNT NAME	BEGINNING CASH BALANCE	CASH RECEIPTS	CASH DISBURSEMENTS	ENDING CASH BALANCE
INVESTMENTS	2,583.92	262.21	24.10	2,822.03
CASH INVESTED - LOGIC	5,053.36	2.24	.00	5,055.60
CASH INVESTED - TEXSTAR	.00	.00	.00	.00
FUND TOTALS	2,583.92	262.21	24.10	2,822.03

ACCOUNT NAME	BEGINNING CASH BALANCE	CASH RECEIPTS	CASH DISBURSEMENTS	ENDING CASH BALANCE
2017 044 COURTHOUSE SECURITY	10,023.88	4.23	.00	10,028.11
CASH INVESTED - LOGIC	.00	.00	.00	.00
CASH INVESTED - TEXSTAR	17,661.16	268.68	24.10	17,905.74
FUND TOTALS	27,685.04	272.91	24.10	27,933.85

2017 045 FLOOD DAMAGE	17,742.00	.00	.00	17,742.00
CASH - FLOOD DAMAGE	.00	.00	.00	.00
CASH INVESTED - TEXPOOL	.00	.00	.00	.00
CASH INVESTED - LOGIC	17,742.00	.00	.00	17,742.00
FUND TOTALS	17,742.00	.00	.00	17,742.00

2017 046 CHAPTER 19	.00	.00	.00	.00
CASH - CHAPTER 19	.00	.00	.00	.00
INVESTMENTS	.00	.00	.00	.00
FUND TOTALS	.00	.00	.00	.00

2017 047 CC RECORDS MANAGEMENT	4,513.96	143.41	.00	4,657.37
CASH - CC RECORDS MANAGEMENT	.00	.00	.00	.00
INVESTMENTS - TEXPOOL	.00	.00	.00	.00
FUND TOTALS	4,513.96	143.41	.00	4,657.37

2017 048 COUNTY RECORDS MANAGEMENT	52,912.28	2,245.48	472.50	54,685.26
CASH - RECORDS MANAGEMENT	266,084.88	114.08	.00	266,198.96
CASH INVESTED - LOGIC	.00	.00	.00	.00
CASH INVESTED - TEXSTAR	318,997.16	2,359.56	472.50	320,884.22
FUND TOTALS	610,994.32	2,473.64	472.50	613,095.36

2017 049 CC RECORDS PRESERVATION	61,012.50	7,840.86	.00	68,853.36
CASH - RECORDS PRESERVATION	84,215.96	36.13	.00	84,252.09
CASH INVESTED - LOGIC	.00	.00	.00	.00
CASH INVESTED - TEXSTAR	75,046.63	30,032.77	.00	105,079.40
FUND TOTALS	220,275.09	37,909.76	.00	258,184.85

2017 050 DIST CLERK RECORDS MANAGEMENT	25,311.45	314.78	.00	25,626.23
CASH - D C RECORDS MANAGEMENT	15,104.73	6.44	.00	15,111.17
CASH INVESTED - LOGIC	.00	.00	.00	.00
CASH INVESTED - TEXSTAR	40,416.18	321.22	.00	40,737.40
FUND TOTALS	60,521.36	332.66	.00	60,854.02

2017 051 DISTRICT CLERK ARCHIVE	20,346.06	352.18	.00	20,698.24
DISTRICT CLERK ARCHIVE INVESTMENTS	4,027.94	1.68	.00	4,029.62
CASH INVESTED - LOGIC	.00	.00	.00	.00
CASH INVESTED - TEXSTAR	24,374.00	353.86	.00	24,727.86
FUND TOTALS	24,374.00	353.86	.00	24,727.86

2017 052 COUNTY CLERK ARCHIVE FEE	61,428.44	7,290.55	6,407.36	62,311.63
CASH - RECORDS ARCHIVE				

ACCOUNT NAME	BEGINNING CASH BALANCE	CASH RECEIPTS	CASH DISBURSEMENTS	ENDING CASH BALANCE
2017 053 CA CHECK COLLECTING				
CASH INVESTED - LOGIC	54,810.39	23.51	.00	54,833.90
CASH INVESTED - TEXSTAR	.00	.00	.00	.00
FUND TOTALS	116,238.83	25,000.77	6,407.36	25,000.77
2017 053 CA CHECK COLLECTING &				
CASH - CHECK COLLECTING	2,591.77	150.00	108.88	2,632.89
CASH INVESTED	4,538.58	1.96	.00	4,540.54
CASH INVESTED - LOGIC	.00	.00	.00	.00
CASH INVESTED - TEXSTAR	.00	.00	.00	.00
FUND TOTALS	7,130.35	151.96	108.88	7,173.43
2017 054 DA CHECK COLLECTING				
CASH - DA CHECK COLLECTING	75.34	.00	.00	75.34
CASH INVESTED	.00	.00	.00	.00
FUND TOTALS	75.34	.00	.00	75.34
2017 055 CO ATTY FORFEITURE				
FUND TOTALS	.00	.00	.00	.00
2017 056 DISTRICT ATTY FORFEITURE				
CASH - D.A. FORFEITURE FU	67,011.27	23.47	519.95	66,514.79
CASH INVESTED - TEXPOOL	30,248.68	12.97	.00	30,261.65
CASH INVESTED - LOGIC	.00	.00	.00	.00
CASH INVESTED - TEXSTAR	.00	.00	.00	.00
FUND TOTALS	97,259.95	36.44	519.95	96,776.44
2017 057 D A SEIZURE FUND				
CASH - SEIZURE-LAW	46,411.27	1,557.28	.00	47,968.55
INVESTMENTS	.00	.00	.00	.00
FUND TOTALS	46,411.27	1,557.28	.00	47,968.55
2017 058 SHERIFF FORFEITURE				
CASH - SHERIFF FORFEITURE	13,852.78	4.65	.00	13,857.43
INVESTMENTS	37,748.94	16.19	.00	37,765.13
CASH INVESTED - LOGIC	.00	.00	.00	.00
CASH INVESTED - TEXSTAR	.00	.00	.00	.00
FUND TOTALS	51,601.72	20.84	.00	51,622.56
2017 059 JAIL COMMISSARY				
CASH - JAIL COMMISSARY	26,342.00	2,495.40	408.95	28,428.45
CASH INVESTED - TEXPOOL	78,462.59	33.65	.00	78,496.24
CASH INVESTED - LOGIC	.00	.00	.00	.00
CASH INVESTED - TEXSTAR	.00	.00	.00	.00
FUND TOTALS	104,804.59	2,529.05	408.95	106,924.69
2017 060 INTEREST & SINKING				
CASH - INTEREST & SINKING	.00	.00	.00	.00
CASH INVESTED	.00	.00	.00	.00
CASH INVESTED - LOGIC	.00	.00	.00	.00
T-BILL INVESTMENTS	.00	.00	.00	.00
FUND TOTALS	.00	.00	.00	.00
2017 061 2004 GO REFUNDING DEBT SERVICE				
CASH - 2004 GO REFUNDING D/S	558,920.23	157,734.14	701,100.00	15,554.37
CASH INVESTED	360,748.22	154.71	.00	360,902.93
CASH INVESTED - LOGIC	.00	.00	.00	.00

ACCOUNT NAME	BEGINNING	CASH RECEIPTS	CASH DISBURSEMENTS	ENDING
	CASH BALANCE	RECEIPTS	DISBURSEMENTS	CASH BALANCE
2017 070 BOND FUND				
CASH - CONSTRUCTION FUND	350,476.16	142.68	25,000.00	325,618.84
CASH INVESTED	.00	.00	.00	.00
CASH INVESTED - LOGIC	.00	.00	.00	.00
FUND TOTALS	1,270,144.61	158,031.53	726,100.00	702,076.14
2017 088 STATE FEES				
CASH - STATE FEES	34,525.23	52,020.94	39.38	86,506.79
CASH INVESTED	8,094.44	3.38	.00	8,097.82
CASH INVESTED - LOGIC	.00	.00	.00	.00
CASH INVESTED - TEXTAR	.00	.00	.00	.00
FUND TOTALS	42,619.67	52,024.32	39.38	94,604.61
2017 090 OFFICER'S TRUST				
CASH-OFFICERS TRUST	.00	.00	.00	.00
CASH INVESTED	.00	.00	.00	.00
CASH INVESTED - LOGIC	.00	.00	.00	.00
FUND TOTALS	.00	.00	.00	.00
2017 091 LIBRARY TRUST - LIDDELL				
CASH-LIBRARY TRUST/LIDDELL	1,637.47	.52	235.72	1,402.27
CD INVESTMENT	15,000.00	.00	.00	15,000.00
FUND TOTALS	16,637.47	.52	235.72	16,402.27
2017 092 LIBRARY TRUST - ROSENSTEIN				
CASH-LIBRARY TRUST/ROSENSTEIN	2,076.59	.73	.00	2,077.32
CD INVESTMENT	19,000.00	.00	.00	19,000.00
FUND TOTALS	21,076.59	.73	.00	21,077.32
2017 098 PAYROLL CLEARING				
CASH - PAYROLL CLEARING	2,830,413.06	934,639.74	.00	3,765,052.80
INVESTMENTS	.00	.00	.00	.00
FUND TOTALS	2,830,413.06	934,639.74	.00	3,765,052.80
2017 100 CHILD ABUSE PREVENTION FUND				
CASH-CHILD ABUSE PREVENTION	281.55	2.62	.00	284.17
CASH INVESTED	.00	.00	.00	.00
FUND TOTALS	281.55	2.62	.00	284.17
2017 101 PRETRIAL DIVERSION				
CASH-PRETRIAL DIVERSION	8,854.00	.00	.00	8,854.00
CASH INVESTED	.00	.00	.00	.00
CASH INVESTED - LOGIC	.00	.00	.00	.00
FUND TOTALS	8,854.00	.00	.00	8,854.00
GRAND TOTALS	44,552,557.15	8,246,687.60	9,814,151.77	42,985,092.98