

Final Summary Results Report
Cooke County, Texas
General Election November 5, 2024

OFFICIAL RESULTS

Cooke County

Statistics

	TOTAL	Absentee	Early Voting	Election Day
Election Day Precincts Reporting	17 of 17	0	0	17
Precincts Complete	0 of 17	0	0	0
Precincts Partially Reported	17 of 17	0	0	17
Absentee/ Early Precincts Reporting	17 of 17	17	17	0
Registered Voters - Total	30,241			
Ballots Cast - Total	20,549	607	13,958	5,984
Ballots Cast - Blank	4	1	0	3
Voter Turnout - Total	67.95%			

Final Summary Results Report
 Cooke County, Texas
 General Election November 5, 2024

OFFICIAL RESULTS

Cooke County

President/Vice President

Vote For 1

	TOTAL	VOTE %	Absentee	Early Voting	Election Day
REP Donald J. Trump/JD Vance	16,975	82.61%	420	11,594	4,961
DEM Kamala D. Harris/Tim Walz	3,310	16.11%	179	2,201	930
LIB Chase Oliver/Mike ter Maat	107	0.52%	1	63	43
GRN Jill Stein/Rudolph Ware	40	0.19%	1	28	11
Write-In Totals	55	0.27%	2	37	16
Write-In: Uncertified	40	0.19%	2	27	11
Write-In: PETER SONSKI / LAUREN	13	0.06%	0	9	4
Write-In: CLAUDIA DE LA CRUZ / KARINA GARCIA	2	0.01%	0	1	1
Not Assigned	0	0.00%	0	0	0
Total Votes Cast	20,487	99.70%	603	13,923	5,961
Overvotes	0	0.00%	0	0	0
Undervotes	62	0.30%	4	35	23
Contest Totals	20,549	100.00%	607	13,958	5,984
Precincts Reporting	17 of 17				

US Senator

Vote For 1

	TOTAL	VOTE %	Absentee	Early Voting	Election Day
REP Ted Cruz	16,284	79.24%	410	11,199	4,675
DEM Colin Allred	3,620	17.62%	187	2,398	1,035
LIB Ted Brown	388	1.89%	6	216	166
Write-In Totals	16	0.08%	0	13	3
Write-In: Uncertified	9	0.04%	0	7	2
Write-In: ANALISA ROCHE	6	0.03%	0	5	1
Write-In: TRACY ANDRUS	1	0.00%	0	1	0
Not Assigned	0	0.00%	0	0	0
Total Votes Cast	20,308	98.83%	603	13,826	5,879
Overvotes	0	0.00%	0	0	0
Undervotes	241	1.17%	4	132	105
Contest Totals	20,549	100.00%	607	13,958	5,984
Precincts Reporting	17 of 17				

US Representative, Dist 26

Vote For 1

	TOTAL	VOTE %	Absentee	Early Voting	Election Day
REP Brandon Gill	16,606	80.81%	423	11,360	4,823
DEM Ernest R. Lineberger III	2,848	13.86%	160	1,920	768
LIB Phil Gray	372	1.81%	4	226	142
Total Votes Cast	19,826	96.48%	587	13,506	5,733
Overvotes	0	0.00%	0	0	0
Undervotes	723	3.52%	20	452	251
Contest Totals	20,549	100.00%	607	13,958	5,984
Precincts Reporting	17 of 17				

Final Summary Results Report
 Cooke County, Texas
 General Election November 5, 2024

OFFICIAL RESULTS

Cooke County

Railroad Commissioner

Vote For 1

	TOTAL	VOTE %		Absentee	Early Voting	Election Day
REP Christi Craddick	16,315	79.40%	<div style="width: 79.40%;"><div style="width: 79.40%;"></div></div>	419	11,222	4,674
DEM Katherine Culbert	2,713	13.20%	<div style="width: 13.20%;"><div style="width: 13.20%;"></div></div>	135	1,844	734
LIB Hawk Dunlap	486	2.37%	<div style="width: 2.37%;"><div style="width: 2.37%;"></div></div>	8	289	189
GRN Eddie Espinoza	192	0.93%	<div style="width: 0.93%;"><div style="width: 0.93%;"></div></div>	5	115	72
Write-In Totals	10	0.05%	<div style="width: 0.05%;"><div style="width: 0.05%;"></div></div>	0	4	6
Write-In: Uncertified	7	0.03%	<div style="width: 0.03%;"><div style="width: 0.03%;"></div></div>	0	1	6
Write-In: RICHARD MCKIBBIN	3	0.01%	<div style="width: 0.01%;"><div style="width: 0.01%;"></div></div>	0	3	0
Not Assigned	0	0.00%	<div style="width: 0.00%;"><div style="width: 0.00%;"></div></div>	0	0	0
Total Votes Cast	19,716	95.95%	<div style="width: 95.95%;"><div style="width: 95.95%;"></div></div>	567	13,474	5,675
Overvotes	0	0.00%	<div style="width: 0.00%;"><div style="width: 0.00%;"></div></div>	0	0	0
Undervotes	833	4.05%	<div style="width: 4.05%;"><div style="width: 4.05%;"></div></div>	40	484	309
Contest Totals	20,549	100.00%	<div style="width: 100.00%;"><div style="width: 100.00%;"></div></div>	607	13,958	5,984
Precincts Reporting	17 of 17					

Justice, Supreme Court, PI 2

Vote For 1

	TOTAL	VOTE %		Absentee	Early Voting	Election Day
REP Jimmy Blacklock	16,784	81.68%	<div style="width: 81.68%;"><div style="width: 81.68%;"></div></div>	424	11,502	4,858
DEM DaSean Jones	2,899	14.11%	<div style="width: 14.11%;"><div style="width: 14.11%;"></div></div>	146	1,951	802
Total Votes Cast	19,683	95.79%	<div style="width: 95.79%;"><div style="width: 95.79%;"></div></div>	570	13,453	5,660
Overvotes	0	0.00%	<div style="width: 0.00%;"><div style="width: 0.00%;"></div></div>	0	0	0
Undervotes	866	4.21%	<div style="width: 4.21%;"><div style="width: 4.21%;"></div></div>	37	505	324
Contest Totals	20,549	100.00%	<div style="width: 100.00%;"><div style="width: 100.00%;"></div></div>	607	13,958	5,984
Precincts Reporting	17 of 17					

Justice, Supreme Court, PI 4

Vote For 1

	TOTAL	VOTE %		Absentee	Early Voting	Election Day
REP John Devine	16,556	80.57%	<div style="width: 80.57%;"><div style="width: 80.57%;"></div></div>	411	11,362	4,783
DEM Christine Vinh Weems	3,046	14.82%	<div style="width: 14.82%;"><div style="width: 14.82%;"></div></div>	147	2,057	842
Total Votes Cast	19,602	95.39%	<div style="width: 95.39%;"><div style="width: 95.39%;"></div></div>	558	13,419	5,625
Overvotes	0	0.00%	<div style="width: 0.00%;"><div style="width: 0.00%;"></div></div>	0	0	0
Undervotes	947	4.61%	<div style="width: 4.61%;"><div style="width: 4.61%;"></div></div>	49	539	359
Contest Totals	20,549	100.00%	<div style="width: 100.00%;"><div style="width: 100.00%;"></div></div>	607	13,958	5,984
Precincts Reporting	17 of 17					

Final Summary Results Report
 Cooke County, Texas
 General Election November 5, 2024

OFFICIAL RESULTS

Cooke County

Justice, Supreme Court, PI 6

Vote For 1

	TOTAL	VOTE %		Absentee	Early Voting	Election Day
REP Jane Bland	16,366	79.64%		418	11,235	4,713
DEM Bonnie Lee Goldstein	2,819	13.72%		140	1,908	771
LIB J. David Roberson	439	2.14%		8	276	155
Total Votes Cast	19,624	95.50%		566	13,419	5,639
Overvotes	0	0.00%		0	0	0
Undervotes	925	4.50%		41	539	345
Contest Totals	20,549	100.00%		607	13,958	5,984
Precincts Reporting	17 of 17					

Presiding Judge, Ct of Crim App

Vote For 1

	TOTAL	VOTE %		Absentee	Early Voting	Election Day
REP David J. Schenck	16,590	80.73%		414	11,402	4,774
DEM Holly Taylor	2,983	14.52%		147	1,992	844
Total Votes Cast	19,573	95.25%		561	13,394	5,618
Overvotes	0	0.00%		0	0	0
Undervotes	976	4.75%		46	564	366
Contest Totals	20,549	100.00%		607	13,958	5,984
Precincts Reporting	17 of 17					

Judge, Ct of Crim App, PI 7

Vote For 1

	TOTAL	VOTE %		Absentee	Early Voting	Election Day
REP Gina Parker	16,610	80.83%		414	11,383	4,813
DEM Nancy Mulder	2,902	14.12%		144	1,971	787
Total Votes Cast	19,512	94.95%		558	13,354	5,600
Overvotes	0	0.00%		0	0	0
Undervotes	1,037	5.05%		49	604	384
Contest Totals	20,549	100.00%		607	13,958	5,984
Precincts Reporting	17 of 17					

Judge, Ct of Crim App, PI 8

Vote For 1

	TOTAL	VOTE %		Absentee	Early Voting	Election Day
REP Lee Finley	16,728	81.41%		419	11,461	4,848
DEM Chika Anyiam	2,792	13.59%		145	1,892	755
Total Votes Cast	19,520	94.99%		564	13,353	5,603
Overvotes	0	0.00%		0	0	0
Undervotes	1,029	5.01%		43	605	381
Contest Totals	20,549	100.00%		607	13,958	5,984
Precincts Reporting	17 of 17					

Final Summary Results Report
 Cooke County, Texas
 General Election November 5, 2024

OFFICIAL RESULTS

Cooke County

Member, State BoE, Dist 12

Vote For 1

	TOTAL	VOTE %		Absentee	Early Voting	Election Day
REP Pam Little	16,580	80.69%	<div style="width: 80.69%;"><div style="width: 80.69%;"></div></div>	423	11,362	4,795
DEM George King	2,924	14.23%	<div style="width: 14.23%;"><div style="width: 14.23%;"></div></div>	140	1,965	819
Total Votes Cast	19,504	94.91%	<div style="width: 94.91%;"><div style="width: 94.91%;"></div></div>	563	13,327	5,614
Overvotes	0	0.00%	<div style="width: 0.00%;"><div style="width: 0.00%;"></div></div>	0	0	0
Undervotes	1,045	5.09%	<div style="width: 5.09%;"><div style="width: 5.09%;"></div></div>	44	631	370
Contest Totals	20,549	100.00%	<div style="width: 100.00%;"><div style="width: 100.00%;"></div></div>	607	13,958	5,984
Precincts Reporting	17 of 17					

State Senator, Dist 30

Vote For 1

	TOTAL	VOTE %		Absentee	Early Voting	Election Day
REP Brent Hagenbuch	16,570	80.64%	<div style="width: 80.64%;"><div style="width: 80.64%;"></div></div>	412	11,345	4,813
DEM Dale Frey	2,941	14.31%	<div style="width: 14.31%;"><div style="width: 14.31%;"></div></div>	150	1,985	806
Total Votes Cast	19,511	94.95%	<div style="width: 94.95%;"><div style="width: 94.95%;"></div></div>	562	13,330	5,619
Overvotes	0	0.00%	<div style="width: 0.00%;"><div style="width: 0.00%;"></div></div>	0	0	0
Undervotes	1,038	5.05%	<div style="width: 5.05%;"><div style="width: 5.05%;"></div></div>	45	628	365
Contest Totals	20,549	100.00%	<div style="width: 100.00%;"><div style="width: 100.00%;"></div></div>	607	13,958	5,984
Precincts Reporting	17 of 17					

State Representative, Dist 68

Vote For 1

	TOTAL	VOTE %		Absentee	Early Voting	Election Day
REP David Spiller	16,638	80.97%	<div style="width: 80.97%;"><div style="width: 80.97%;"></div></div>	418	11,374	4,846
DEM Stacey Swann	2,890	14.06%	<div style="width: 14.06%;"><div style="width: 14.06%;"></div></div>	146	1,954	790
Total Votes Cast	19,528	95.03%	<div style="width: 95.03%;"><div style="width: 95.03%;"></div></div>	564	13,328	5,636
Overvotes	1	0.00%	<div style="width: 0.00%;"><div style="width: 0.00%;"></div></div>	0	0	1
Undervotes	1,020	4.96%	<div style="width: 4.96%;"><div style="width: 4.96%;"></div></div>	43	630	347
Contest Totals	20,549	100.00%	<div style="width: 100.00%;"><div style="width: 100.00%;"></div></div>	607	13,958	5,984
Precincts Reporting	17 of 17					

Chief Justice, 2nd Ct of App Dist

Vote For 1

	TOTAL	VOTE %		Absentee	Early Voting	Election Day
REP Bonnie Sudderth	17,469	85.01%	<div style="width: 85.01%;"><div style="width: 85.01%;"></div></div>	425	11,935	5,109
Total Votes Cast	17,469	85.01%	<div style="width: 85.01%;"><div style="width: 85.01%;"></div></div>	425	11,935	5,109
Overvotes	0	0.00%	<div style="width: 0.00%;"><div style="width: 0.00%;"></div></div>	0	0	0
Undervotes	3,080	14.99%	<div style="width: 14.99%;"><div style="width: 14.99%;"></div></div>	182	2,023	875
Contest Totals	20,549	100.00%	<div style="width: 100.00%;"><div style="width: 100.00%;"></div></div>	607	13,958	5,984
Precincts Reporting	17 of 17					

Final Summary Results Report
 Cooke County, Texas
 General Election November 5, 2024

OFFICIAL RESULTS

Cooke County

Justice, 2nd Ct of App Dist, PI 4

Vote For 1

	TOTAL	VOTE %		Absentee	Early Voting	Election Day
REP Wade Birdwell	17,235	83.87%	<div style="width: 83.87%;"><div style="width: 83.87%;"></div></div>	424	11,784	5,027
Total Votes Cast	17,235	83.87%	<div style="width: 83.87%;"><div style="width: 83.87%;"></div></div>	424	11,784	5,027
Overvotes	0	0.00%	<div style="width: 0%;"><div style="width: 0%;"></div></div>	0	0	0
Undervotes	3,314	16.13%	<div style="width: 16.13%;"><div style="width: 16.13%;"></div></div>	183	2,174	957
Contest Totals	20,549	100.00%	<div style="width: 100%;"><div style="width: 100%;"></div></div>	607	13,958	5,984
Precincts Reporting	17 of 17					

Justice, 2nd Ct of App Dist, PI 5

Vote For 1

	TOTAL	VOTE %		Absentee	Early Voting	Election Day
REP Dabney Bassel	17,049	82.97%	<div style="width: 82.97%;"><div style="width: 82.97%;"></div></div>	418	11,651	4,980
Total Votes Cast	17,049	82.97%	<div style="width: 82.97%;"><div style="width: 82.97%;"></div></div>	418	11,651	4,980
Overvotes	0	0.00%	<div style="width: 0%;"><div style="width: 0%;"></div></div>	0	0	0
Undervotes	3,500	17.03%	<div style="width: 17.03%;"><div style="width: 17.03%;"></div></div>	189	2,307	1,004
Contest Totals	20,549	100.00%	<div style="width: 100%;"><div style="width: 100%;"></div></div>	607	13,958	5,984
Precincts Reporting	17 of 17					

Justice, 2nd Ct of App Dist, PI 6

Vote For 1

	TOTAL	VOTE %		Absentee	Early Voting	Election Day
REP Mike Wallach	17,128	83.35%	<div style="width: 83.35%;"><div style="width: 83.35%;"></div></div>	420	11,712	4,996
Total Votes Cast	17,128	83.35%	<div style="width: 83.35%;"><div style="width: 83.35%;"></div></div>	420	11,712	4,996
Overvotes	0	0.00%	<div style="width: 0%;"><div style="width: 0%;"></div></div>	0	0	0
Undervotes	3,421	16.65%	<div style="width: 16.65%;"><div style="width: 16.65%;"></div></div>	187	2,246	988
Contest Totals	20,549	100.00%	<div style="width: 100%;"><div style="width: 100%;"></div></div>	607	13,958	5,984
Precincts Reporting	17 of 17					

Dist Judge, 235th Judicial Dist

Vote For 1

	TOTAL	VOTE %		Absentee	Early Voting	Election Day
REP Janelle M. Haverkamp	16,387	79.75%	<div style="width: 79.75%;"><div style="width: 79.75%;"></div></div>	441	11,213	4,733
DEM Emmanuel Albarado	2,929	14.25%	<div style="width: 14.25%;"><div style="width: 14.25%;"></div></div>	120	1,949	860
Total Votes Cast	19,316	94.00%	<div style="width: 94.00%;"><div style="width: 94.00%;"></div></div>	561	13,162	5,593
Overvotes	0	0.00%	<div style="width: 0%;"><div style="width: 0%;"></div></div>	0	0	0
Undervotes	1,233	6.00%	<div style="width: 6.00%;"><div style="width: 6.00%;"></div></div>	46	796	391
Contest Totals	20,549	100.00%	<div style="width: 100%;"><div style="width: 100%;"></div></div>	607	13,958	5,984
Precincts Reporting	17 of 17					






Final Summary Results Report
 Cooke County, Texas
 General Election November 5, 2024

OFFICIAL RESULTS

Cooke County






Dist Attorney, 235th Judicial Dist

Vote For 1

	TOTAL	VOTE %		Absentee	Early Voting	Election Day
REP John Warren	17,321	84.29%		430	11,817	5,074
Total Votes Cast	17,321	84.29%		430	11,817	5,074
Overvotes	0	0.00%		0	0	0
Undervotes	3,228	15.71%		177	2,141	910
Contest Totals	20,549	100.00%		607	13,958	5,984
Precincts Reporting	17 of 17					






County Attorney

Vote For 1

	TOTAL	VOTE %		Absentee	Early Voting	Election Day
REP Ed Zielinski	17,277	84.08%		437	11,773	5,067
Total Votes Cast	17,277	84.08%		437	11,773	5,067
Overvotes	0	0.00%		0	0	0
Undervotes	3,272	15.92%		170	2,185	917
Contest Totals	20,549	100.00%		607	13,958	5,984
Precincts Reporting	17 of 17					






Sheriff

Vote For 1

	TOTAL	VOTE %		Absentee	Early Voting	Election Day
REP Ray Sappington	17,410	84.72%		444	11,881	5,085
Total Votes Cast	17,410	84.72%		444	11,881	5,085
Overvotes	0	0.00%		0	0	0
Undervotes	3,139	15.28%		163	2,077	899
Contest Totals	20,549	100.00%		607	13,958	5,984
Precincts Reporting	17 of 17					

County Tax Assessor-Collector

Vote For 1

	TOTAL	VOTE %		Absentee	Early Voting	Election Day
REP Brandy Ann Carr	17,602	85.66%		450	11,989	5,163
Total Votes Cast	17,602	85.66%		450	11,989	5,163
Overvotes	0	0.00%		0	0	0
Undervotes	2,947	14.34%		157	1,969	821
Contest Totals	20,549	100.00%		607	13,958	5,984
Precincts Reporting	17 of 17					






Final Summary Results Report
 Cooke County, Texas
 General Election November 5, 2024

OFFICIAL RESULTS

Cooke County






County Treasurer - Unexpired Term

Vote For 1

	TOTAL	VOTE %		Absentee	Early Voting	Election Day
REP Susan Wells	17,223	83.81%		436	11,740	5,047
Total Votes Cast	17,223	83.81%		436	11,740	5,047
Overvotes	0	0.00%		0	0	0
Undervotes	3,326	16.19%		171	2,218	937
Contest Totals	20,549	100.00%		607	13,958	5,984
Precincts Reporting	17 of 17					






County Commissioner Pct 1

Vote For 1

	TOTAL	VOTE %		Absentee	Early Voting	Election Day
REP Gary Hollowell	4,024	82.34%		80	2,903	1,041
Total Votes Cast	4,024	82.34%		80	2,903	1,041
Overvotes	0	0.00%		0	0	0
Undervotes	863	17.66%		40	595	228
Contest Totals	4,887	100.00%		120	3,498	1,269
Precincts Reporting	4 of 4					






County Commissioner Pct 3

Vote For 1

	TOTAL	VOTE %		Absentee	Early Voting	Election Day
REP Adam Paul Arendt	3,827	81.27%		122	2,742	963
Total Votes Cast	3,827	81.27%		122	2,742	963
Overvotes	0	0.00%		0	0	0
Undervotes	882	18.73%		65	606	211
Contest Totals	4,709	100.00%		187	3,348	1,174
Precincts Reporting	5 of 5					

Constable Pct 1

Vote For 1

	TOTAL	VOTE %		Absentee	Early Voting	Election Day
REP Mark Westbrook	7,775	84.07%		171	5,120	2,484
Total Votes Cast	7,775	84.07%		171	5,120	2,484
Overvotes	0	0.00%		0	0	0
Undervotes	1,473	15.93%		63	958	452
Contest Totals	9,248	100.00%		234	6,078	2,936
Precincts Reporting	8 of 8					

Final Summary Results Report
 Cooke County, Texas
 General Election November 5, 2024

OFFICIAL RESULTS

Cooke County

Constable Pct 2

Vote For 1

	TOTAL	VOTE %		Absentee	Early Voting	Election Day
REP Chuck Owen	9,460	83.71%		262	6,647	2,551
Total Votes Cast	9,460	83.71%		262	6,647	2,551
Overvotes	0	0.00%		0	0	0
Undervotes	1,841	16.29%		111	1,233	497
Contest Totals	11,301	100.00%		373	7,880	3,048
Precincts Reporting	9 of 9					

Trustee, Position 5 Slidell ISD

Vote For 1

	TOTAL	VOTE %		Absentee	Early Voting	Election Day
Marshall Bain Fortenberry	6	100.00%		0	6	0
Tim Fletcher	0	0.00%		0	0	0
Total Votes Cast	6	100.00%		0	6	0
Overvotes	0	0.00%		0	0	0
Undervotes	0	0.00%		0	0	0
Contest Totals	6	100.00%		0	6	0
Precincts Reporting	1 of 1					

Trustee, Position 6 Slidell ISD

Vote For 1

	TOTAL	VOTE %		Absentee	Early Voting	Election Day
Jason Paris	2	33.33%		0	2	0
Ash Self	4	66.67%		0	4	0
Total Votes Cast	6	100.00%		0	6	0
Overvotes	0	0.00%		0	0	0
Undervotes	0	0.00%		0	0	0
Contest Totals	6	100.00%		0	6	0
Precincts Reporting	1 of 1					

Trustee, Position 7 Slidell ISD

Vote For 1

	TOTAL	VOTE %		Absentee	Early Voting	Election Day
Alex Markel	1	16.67%		0	1	0
Jeff Weber	5	83.33%		0	5	0
Total Votes Cast	6	100.00%		0	6	0
Overvotes	0	0.00%		0	0	0
Undervotes	0	0.00%		0	0	0
Contest Totals	6	100.00%		0	6	0
Precincts Reporting	1 of 1					

Final Summary Results Report
 Cooke County, Texas
 General Election November 5, 2024

OFFICIAL RESULTS

Cooke County

Board of Trustees Saint Jo ISD

Vote For 2

	TOTAL	VOTE %		Absentee	Early Voting	Election Day
Tim Hennessey	27	17.31%		1	14	12
Dee Weger	31	19.87%		0	21	10
Leeton Phillips	34	21.79%		0	20	14
Total Votes Cast	92	58.97%		1	55	36
Overvotes	0	0.00%		0	0	0
Undervotes	64	41.03%		1	45	18
Contest Totals	156	100.00%		2	100	54
Precincts Reporting	1 of 1					