

Summary Results Report
Cooke County, Texas
General Election November 5, 2024

UNOFFICIAL RESULTS

Cooke County

Statistics

	TOTAL	Absentee	Early Voting	Election Day
Election Day Precincts Reporting	17 of 17	0	0	17
Precincts Complete	0 of 17	0	0	0
Precincts Partially Reported	17 of 17	0	0	17
Absentee/ Early Precincts Reporting	17 of 17	17	17	0
Registered Voters - Total	30,241			
Ballots Cast - Total	20,516	601	13,945	5,970
Ballots Cast - Blank	4	1	0	3
Voter Turnout - Total	67.84%			

Summary Results Report
 Cooke County, Texas
 General Election November 5, 2024

UNOFFICIAL RESULTS

Cooke County

President/Vice President

Vote For 1

	TOTAL	VOTE %	Absentee	Early Voting	Election Day
REP Donald J. Trump/JD Vance	16,949	82.61%	415	11,584	4,950
DEM Kamala D. Harris/Tim Walz	3,303	16.10%	178	2,198	927
LIB Chase Oliver/Mike ter Maat	107	0.52%	1	63	43
GRN Jill Stein/Rudolph Ware	40	0.20%	1	28	11
Write-In Totals	55	0.27%	2	37	16
Write-In: Uncertified	40	0.20%	2	27	11
Write-In: PETER SONSKI / LAUREN	13	0.06%	0	9	4
Write-In: CLAUDIA DE LA CRUZ / KARINA GARCIA	2	0.01%	0	1	1
Not Assigned	0	0.00%	0	0	0
Total Votes Cast	20,454	99.70%	597	13,910	5,947
Overvotes	0	0.00%	0	0	0
Undervotes	62	0.30%	4	35	23
Contest Totals	20,516	100.00%	601	13,945	5,970
Precincts Reporting	17 of 17				

US Senator

Vote For 1

	TOTAL	VOTE %	Absentee	Early Voting	Election Day
REP Ted Cruz	16,258	79.25%	405	11,189	4,664
DEM Colin Allred	3,613	17.61%	186	2,395	1,032
LIB Ted Brown	388	1.89%	6	216	166
Write-In Totals	16	0.08%	0	13	3
Write-In: Uncertified	9	0.04%	0	7	2
Write-In: ANALISA ROCHE	6	0.03%	0	5	1
Write-In: TRACY ANDRUS	1	0.00%	0	1	0
Not Assigned	0	0.00%	0	0	0
Total Votes Cast	20,275	98.83%	597	13,813	5,865
Overvotes	0	0.00%	0	0	0
Undervotes	241	1.17%	4	132	105
Contest Totals	20,516	100.00%	601	13,945	5,970
Precincts Reporting	17 of 17				

US Representative, Dist 26

Vote For 1

	TOTAL	VOTE %	Absentee	Early Voting	Election Day
REP Brandon Gill	16,580	80.82%	418	11,351	4,811
DEM Ernest R. Lineberger III	2,843	13.86%	159	1,917	767
LIB Phil Gray	372	1.81%	4	226	142
Total Votes Cast	19,795	96.49%	581	13,494	5,720
Overvotes	0	0.00%	0	0	0
Undervotes	721	3.51%	20	451	250
Contest Totals	20,516	100.00%	601	13,945	5,970
Precincts Reporting	17 of 17				

Summary Results Report
 Cooke County, Texas
 General Election November 5, 2024

UNOFFICIAL RESULTS

Cooke County

Railroad Commissioner

Vote For 1

	TOTAL	VOTE %		Absentee	Early Voting	Election Day
REP Christi Craddick	16,292	79.41%	<div style="width: 79.41%;"><div style="width: 79.41%;"></div></div>	414	11,215	4,663
DEM Katherine Culbert	2,707	13.19%	<div style="width: 13.19%;"><div style="width: 13.19%;"></div></div>	134	1,841	732
LIB Hawk Dunlap	486	2.37%	<div style="width: 2.37%;"><div style="width: 2.37%;"></div></div>	8	289	189
GRN Eddie Espinoza	192	0.94%	<div style="width: 0.94%;"><div style="width: 0.94%;"></div></div>	5	115	72
Write-In Totals	10	0.05%	<div style="width: 0.05%;"><div style="width: 0.05%;"></div></div>	0	4	6
Write-In: Uncertified	7	0.03%	<div style="width: 0.03%;"><div style="width: 0.03%;"></div></div>	0	1	6
Write-In: RICHARD MCKIBBIN	3	0.01%	<div style="width: 0.01%;"><div style="width: 0.01%;"></div></div>	0	3	0
Not Assigned	0	0.00%	<div style="width: 0.00%;"><div style="width: 0.00%;"></div></div>	0	0	0
Total Votes Cast	19,687	95.96%	<div style="width: 95.96%;"><div style="width: 95.96%;"></div></div>	561	13,464	5,662
Overvotes	0	0.00%	<div style="width: 0.00%;"><div style="width: 0.00%;"></div></div>	0	0	0
Undervotes	829	4.04%	<div style="width: 4.04%;"><div style="width: 4.04%;"></div></div>	40	481	308
Contest Totals	20,516	100.00%	<div style="width: 100.00%;"><div style="width: 100.00%;"></div></div>	601	13,945	5,970
Precincts Reporting	17 of 17					

Justice, Supreme Court, PI 2

Vote For 1

	TOTAL	VOTE %		Absentee	Early Voting	Election Day
REP Jimmy Blacklock	16,762	81.70%	<div style="width: 81.70%;"><div style="width: 81.70%;"></div></div>	419	11,496	4,847
DEM DaSean Jones	2,892	14.10%	<div style="width: 14.10%;"><div style="width: 14.10%;"></div></div>	145	1,947	800
Total Votes Cast	19,654	95.80%	<div style="width: 95.80%;"><div style="width: 95.80%;"></div></div>	564	13,443	5,647
Overvotes	0	0.00%	<div style="width: 0.00%;"><div style="width: 0.00%;"></div></div>	0	0	0
Undervotes	862	4.20%	<div style="width: 4.20%;"><div style="width: 4.20%;"></div></div>	37	502	323
Contest Totals	20,516	100.00%	<div style="width: 100.00%;"><div style="width: 100.00%;"></div></div>	601	13,945	5,970
Precincts Reporting	17 of 17					

Justice, Supreme Court, PI 4

Vote For 1

	TOTAL	VOTE %		Absentee	Early Voting	Election Day
REP John Devine	16,531	80.58%	<div style="width: 80.58%;"><div style="width: 80.58%;"></div></div>	406	11,354	4,771
DEM Christine Vinh Weems	3,042	14.83%	<div style="width: 14.83%;"><div style="width: 14.83%;"></div></div>	146	2,055	841
Total Votes Cast	19,573	95.40%	<div style="width: 95.40%;"><div style="width: 95.40%;"></div></div>	552	13,409	5,612
Overvotes	0	0.00%	<div style="width: 0.00%;"><div style="width: 0.00%;"></div></div>	0	0	0
Undervotes	943	4.60%	<div style="width: 4.60%;"><div style="width: 4.60%;"></div></div>	49	536	358
Contest Totals	20,516	100.00%	<div style="width: 100.00%;"><div style="width: 100.00%;"></div></div>	601	13,945	5,970
Precincts Reporting	17 of 17					

Summary Results Report
 Cooke County, Texas
 General Election November 5, 2024

UNOFFICIAL RESULTS

Cooke County

Justice, Supreme Court, PI 6

Vote For 1

	TOTAL	VOTE %		Absentee	Early Voting	Election Day
REP Jane Bland	16,342	79.65%		413	11,228	4,701
DEM Bonnie Lee Goldstein	2,814	13.72%		139	1,905	770
LIB J. David Roberson	439	2.14%		8	276	155
Total Votes Cast	19,595	95.51%		560	13,409	5,626
Overvotes	0	0.00%		0	0	0
Undervotes	921	4.49%		41	536	344
Contest Totals	20,516	100.00%		601	13,945	5,970
Precincts Reporting	17 of 17					

Presiding Judge, Ct of Crim App

Vote For 1

	TOTAL	VOTE %		Absentee	Early Voting	Election Day
REP David J. Schenck	16,567	80.75%		409	11,395	4,763
DEM Holly Taylor	2,977	14.51%		146	1,989	842
Total Votes Cast	19,544	95.26%		555	13,384	5,605
Overvotes	0	0.00%		0	0	0
Undervotes	972	4.74%		46	561	365
Contest Totals	20,516	100.00%		601	13,945	5,970
Precincts Reporting	17 of 17					

Judge, Ct of Crim App, PI 7

Vote For 1

	TOTAL	VOTE %		Absentee	Early Voting	Election Day
REP Gina Parker	16,587	80.85%		409	11,376	4,802
DEM Nancy Mulder	2,896	14.12%		143	1,968	785
Total Votes Cast	19,483	94.96%		552	13,344	5,587
Overvotes	0	0.00%		0	0	0
Undervotes	1,033	5.04%		49	601	383
Contest Totals	20,516	100.00%		601	13,945	5,970
Precincts Reporting	17 of 17					

Judge, Ct of Crim App, PI 8

Vote For 1

	TOTAL	VOTE %		Absentee	Early Voting	Election Day
REP Lee Finley	16,703	81.41%		414	11,453	4,836
DEM Chika Anyiam	2,788	13.59%		144	1,890	754
Total Votes Cast	19,491	95.00%		558	13,343	5,590
Overvotes	0	0.00%		0	0	0
Undervotes	1,025	5.00%		43	602	380
Contest Totals	20,516	100.00%		601	13,945	5,970
Precincts Reporting	17 of 17					

Summary Results Report
 Cooke County, Texas
 General Election November 5, 2024

UNOFFICIAL RESULTS

Cooke County

Member, State BoE, Dist 12

Vote For 1

	TOTAL	VOTE %		Absentee	Early Voting	Election Day
REP Pam Little	16,556	80.70%		418	11,354	4,784
DEM George King	2,918	14.22%		139	1,962	817
Total Votes Cast	19,474	94.92%		557	13,316	5,601
Overvotes	0	0.00%		0	0	0
Undervotes	1,042	5.08%		44	629	369
Contest Totals	20,516	100.00%		601	13,945	5,970
Precincts Reporting	17 of 17					

State Senator, Dist 30

Vote For 1

	TOTAL	VOTE %		Absentee	Early Voting	Election Day
REP Brent Hagenbuch	16,546	80.65%		407	11,337	4,802
DEM Dale Frey	2,935	14.31%		149	1,982	804
Total Votes Cast	19,481	94.96%		556	13,319	5,606
Overvotes	0	0.00%		0	0	0
Undervotes	1,035	5.04%		45	626	364
Contest Totals	20,516	100.00%		601	13,945	5,970
Precincts Reporting	17 of 17					

State Representative, Dist 68

Vote For 1

	TOTAL	VOTE %		Absentee	Early Voting	Election Day
REP David Spiller	16,615	80.99%		413	11,367	4,835
DEM Stacey Swann	2,884	14.06%		145	1,951	788
Total Votes Cast	19,499	95.04%		558	13,318	5,623
Overvotes	1	0.00%		0	0	1
Undervotes	1,016	4.95%		43	627	346
Contest Totals	20,516	100.00%		601	13,945	5,970
Precincts Reporting	17 of 17					

Chief Justice, 2nd Ct of App Dist

Vote For 1

	TOTAL	VOTE %		Absentee	Early Voting	Election Day
REP Bonnie Sudderth	17,446	85.04%		420	11,928	5,098
Total Votes Cast	17,446	85.04%		420	11,928	5,098
Overvotes	0	0.00%		0	0	0
Undervotes	3,070	14.96%		181	2,017	872
Contest Totals	20,516	100.00%		601	13,945	5,970
Precincts Reporting	17 of 17					

Summary Results Report
 Cooke County, Texas
 General Election November 5, 2024

UNOFFICIAL RESULTS

Cooke County

Justice, 2nd Ct of App Dist, PI 4

Vote For 1

	TOTAL	VOTE %		Absentee	Early Voting	Election Day
REP Wade Birdwell	17,212	83.90%		419	11,777	5,016
Total Votes Cast	17,212	83.90%		419	11,777	5,016
Overvotes	0	0.00%		0	0	0
Undervotes	3,304	16.10%		182	2,168	954
Contest Totals	20,516	100.00%		601	13,945	5,970
Precincts Reporting	17 of 17					

Justice, 2nd Ct of App Dist, PI 5

Vote For 1

	TOTAL	VOTE %		Absentee	Early Voting	Election Day
REP Dabney Bassel	17,026	82.99%		413	11,644	4,969
Total Votes Cast	17,026	82.99%		413	11,644	4,969
Overvotes	0	0.00%		0	0	0
Undervotes	3,490	17.01%		188	2,301	1,001
Contest Totals	20,516	100.00%		601	13,945	5,970
Precincts Reporting	17 of 17					

Justice, 2nd Ct of App Dist, PI 6

Vote For 1

	TOTAL	VOTE %		Absentee	Early Voting	Election Day
REP Mike Wallach	17,104	83.37%		415	11,704	4,985
Total Votes Cast	17,104	83.37%		415	11,704	4,985
Overvotes	0	0.00%		0	0	0
Undervotes	3,412	16.63%		186	2,241	985
Contest Totals	20,516	100.00%		601	13,945	5,970
Precincts Reporting	17 of 17					

Dist Judge, 235th Judicial Dist

Vote For 1

	TOTAL	VOTE %		Absentee	Early Voting	Election Day
REP Janelle M. Haverkamp	16,363	79.76%		436	11,205	4,722
DEM Emmanuel Albarado	2,924	14.25%		119	1,947	858
Total Votes Cast	19,287	94.01%		555	13,152	5,580
Overvotes	0	0.00%		0	0	0
Undervotes	1,229	5.99%		46	793	390
Contest Totals	20,516	100.00%		601	13,945	5,970
Precincts Reporting	17 of 17					

Summary Results Report
 Cooke County, Texas
 General Election November 5, 2024

UNOFFICIAL RESULTS

Cooke County

Dist Attorney, 235th Judicial Dist

Vote For 1

	TOTAL	VOTE %		Absentee	Early Voting	Election Day
REP John Warren	17,298	84.31%	<div style="width: 84.31%;"><div style="width: 84.31%;"></div></div>	425	11,810	5,063
Total Votes Cast	17,298	84.31%	<div style="width: 84.31%;"><div style="width: 84.31%;"></div></div>	425	11,810	5,063
Overvotes	0	0.00%	<div style="width: 0.00%;"><div style="width: 0.00%;"></div></div>	0	0	0
Undervotes	3,218	15.69%	<div style="width: 15.69%;"><div style="width: 15.69%;"></div></div>	176	2,135	907
Contest Totals	20,516	100.00%	<div style="width: 100.00%;"><div style="width: 100.00%;"></div></div>	601	13,945	5,970
Precincts Reporting	17 of 17					

County Attorney

Vote For 1

	TOTAL	VOTE %		Absentee	Early Voting	Election Day
REP Ed Zielinski	17,253	84.10%	<div style="width: 84.10%;"><div style="width: 84.10%;"></div></div>	432	11,765	5,056
Total Votes Cast	17,253	84.10%	<div style="width: 84.10%;"><div style="width: 84.10%;"></div></div>	432	11,765	5,056
Overvotes	0	0.00%	<div style="width: 0.00%;"><div style="width: 0.00%;"></div></div>	0	0	0
Undervotes	3,263	15.90%	<div style="width: 15.90%;"><div style="width: 15.90%;"></div></div>	169	2,180	914
Contest Totals	20,516	100.00%	<div style="width: 100.00%;"><div style="width: 100.00%;"></div></div>	601	13,945	5,970
Precincts Reporting	17 of 17					

Sheriff

Vote For 1

	TOTAL	VOTE %		Absentee	Early Voting	Election Day
REP Ray Sappington	17,387	84.75%	<div style="width: 84.75%;"><div style="width: 84.75%;"></div></div>	439	11,874	5,074
Total Votes Cast	17,387	84.75%	<div style="width: 84.75%;"><div style="width: 84.75%;"></div></div>	439	11,874	5,074
Overvotes	0	0.00%	<div style="width: 0.00%;"><div style="width: 0.00%;"></div></div>	0	0	0
Undervotes	3,129	15.25%	<div style="width: 15.25%;"><div style="width: 15.25%;"></div></div>	162	2,071	896
Contest Totals	20,516	100.00%	<div style="width: 100.00%;"><div style="width: 100.00%;"></div></div>	601	13,945	5,970
Precincts Reporting	17 of 17					

County Tax Assessor-Collector

Vote For 1

	TOTAL	VOTE %		Absentee	Early Voting	Election Day
REP Brandy Ann Carr	17,577	85.67%	<div style="width: 85.67%;"><div style="width: 85.67%;"></div></div>	445	11,980	5,152
Total Votes Cast	17,577	85.67%	<div style="width: 85.67%;"><div style="width: 85.67%;"></div></div>	445	11,980	5,152
Overvotes	0	0.00%	<div style="width: 0.00%;"><div style="width: 0.00%;"></div></div>	0	0	0
Undervotes	2,939	14.33%	<div style="width: 14.33%;"><div style="width: 14.33%;"></div></div>	156	1,965	818
Contest Totals	20,516	100.00%	<div style="width: 100.00%;"><div style="width: 100.00%;"></div></div>	601	13,945	5,970
Precincts Reporting	17 of 17					

Summary Results Report
 Cooke County, Texas
 General Election November 5, 2024

UNOFFICIAL RESULTS

Cooke County

County Treasurer - Unexpired Term

Vote For 1

	TOTAL	VOTE %		Absentee	Early Voting	Election Day
REP Susan Wells	17,200	83.84%	<div style="width: 83.84%; background-color: #f0e68c; border: 1px solid #ccc;"></div>	431	11,733	5,036
Total Votes Cast	17,200	83.84%	<div style="width: 83.84%; background-color: #f0e68c; border: 1px solid #ccc;"></div>	431	11,733	5,036
Overvotes	0	0.00%	<div style="width: 0%; background-color: #f0e68c; border: 1px solid #ccc;"></div>	0	0	0
Undervotes	3,316	16.16%	<div style="width: 16.16%; background-color: #f0e68c; border: 1px solid #ccc;"></div>	170	2,212	934
Contest Totals	20,516	100.00%	<div style="width: 100%; background-color: #f0e68c; border: 1px solid #ccc;"></div>	601	13,945	5,970
Precincts Reporting	17 of 17					

County Commissioner Pct 1

Vote For 1

	TOTAL	VOTE %		Absentee	Early Voting	Election Day
REP Gary Hollowell	4,013	82.30%	<div style="width: 82.30%; background-color: #f0e68c; border: 1px solid #ccc;"></div>	76	2,900	1,037
Total Votes Cast	4,013	82.30%	<div style="width: 82.30%; background-color: #f0e68c; border: 1px solid #ccc;"></div>	76	2,900	1,037
Overvotes	0	0.00%	<div style="width: 0%; background-color: #f0e68c; border: 1px solid #ccc;"></div>	0	0	0
Undervotes	863	17.70%	<div style="width: 17.70%; background-color: #f0e68c; border: 1px solid #ccc;"></div>	40	595	228
Contest Totals	4,876	100.00%	<div style="width: 100%; background-color: #f0e68c; border: 1px solid #ccc;"></div>	116	3,495	1,265
Precincts Reporting	4 of 4					

County Commissioner Pct 3

Vote For 1

	TOTAL	VOTE %		Absentee	Early Voting	Election Day
REP Adam Paul Arendt	3,822	81.28%	<div style="width: 81.28%; background-color: #f0e68c; border: 1px solid #ccc;"></div>	122	2,740	960
Total Votes Cast	3,822	81.28%	<div style="width: 81.28%; background-color: #f0e68c; border: 1px solid #ccc;"></div>	122	2,740	960
Overvotes	0	0.00%	<div style="width: 0%; background-color: #f0e68c; border: 1px solid #ccc;"></div>	0	0	0
Undervotes	880	18.72%	<div style="width: 18.72%; background-color: #f0e68c; border: 1px solid #ccc;"></div>	65	605	210
Contest Totals	4,702	100.00%	<div style="width: 100%; background-color: #f0e68c; border: 1px solid #ccc;"></div>	187	3,345	1,170
Precincts Reporting	5 of 5					

Constable Pct 1

Vote For 1

	TOTAL	VOTE %		Absentee	Early Voting	Election Day
REP Mark Westbrook	7,759	84.05%	<div style="width: 84.05%; background-color: #f0e68c; border: 1px solid #ccc;"></div>	167	5,115	2,477
Total Votes Cast	7,759	84.05%	<div style="width: 84.05%; background-color: #f0e68c; border: 1px solid #ccc;"></div>	167	5,115	2,477
Overvotes	0	0.00%	<div style="width: 0%; background-color: #f0e68c; border: 1px solid #ccc;"></div>	0	0	0
Undervotes	1,472	15.95%	<div style="width: 15.95%; background-color: #f0e68c; border: 1px solid #ccc;"></div>	63	957	452
Contest Totals	9,231	100.00%	<div style="width: 100%; background-color: #f0e68c; border: 1px solid #ccc;"></div>	230	6,072	2,929
Precincts Reporting	8 of 8					

Summary Results Report
 Cooke County, Texas
 General Election November 5, 2024

UNOFFICIAL RESULTS

Cooke County

Constable Pct 2

Vote For 1

	TOTAL	VOTE %		Absentee	Early Voting	Election Day
REP Chuck Owen	9,452	83.76%		261	6,644	2,547
Total Votes Cast	9,452	83.76%		261	6,644	2,547
Overvotes	0	0.00%		0	0	0
Undervotes	1,833	16.24%		110	1,229	494
Contest Totals	11,285	100.00%		371	7,873	3,041
Precincts Reporting	9 of 9					

Trustee, Position 5 Slidell ISD

Vote For 1

	TOTAL	VOTE %		Absentee	Early Voting	Election Day
Marshall Bain Fortenberry	6	100.00%		0	6	0
Tim Fletcher	0	0.00%		0	0	0
Total Votes Cast	6	100.00%		0	6	0
Overvotes	0	0.00%		0	0	0
Undervotes	0	0.00%		0	0	0
Contest Totals	6	100.00%		0	6	0
Precincts Reporting	1 of 1					

Trustee, Position 6 Slidell ISD

Vote For 1

	TOTAL	VOTE %		Absentee	Early Voting	Election Day
Jason Paris	2	33.33%		0	2	0
Ash Self	4	66.67%		0	4	0
Total Votes Cast	6	100.00%		0	6	0
Overvotes	0	0.00%		0	0	0
Undervotes	0	0.00%		0	0	0
Contest Totals	6	100.00%		0	6	0
Precincts Reporting	1 of 1					

Trustee, Position 7 Slidell ISD

Vote For 1

	TOTAL	VOTE %		Absentee	Early Voting	Election Day
Alex Markel	1	16.67%		0	1	0
Jeff Weber	5	83.33%		0	5	0
Total Votes Cast	6	100.00%		0	6	0
Overvotes	0	0.00%		0	0	0
Undervotes	0	0.00%		0	0	0
Contest Totals	6	100.00%		0	6	0
Precincts Reporting	1 of 1					








Summary Results Report
 Cooke County, Texas
 General Election November 5, 2024

UNOFFICIAL RESULTS

Cooke County

Board of Trustees Saint Jo ISD

Vote For 2

	TOTAL	VOTE %		Absentee	Early Voting	Election Day
Tim Hennessey	27	17.31%		1	14	12
Dee Weger	31	19.87%		0	21	10
Leeton Phillips	34	21.79%		0	20	14
Total Votes Cast	92	58.97%		1	55	36
Overvotes	0	0.00%		0	0	0
Undervotes	64	41.03%		1	45	18
Contest Totals	156	100.00%		2	100	54
Precincts Reporting	1 of 1					