

Pct. 1

Statistics

	TOTAL	Absentee	Early Voting	Election Day
Registered Voters - Total	410			
Registered Voters - Republican Party	0			
Registered Voters - Democratic Party	0			
Registered Voters - NONPARTISAN	410			
Ballots Cast - Total	165	3	93	69
Ballots Cast - Republican Party	153	3	91	59
Ballots Cast - Democratic Party	12	0	2	10
Ballots Cast - NONPARTISAN	0	0	0	0
Ballots Cast - Blank	0	0	0	0
Voter Turnout - Total	40.24%			
Voter Turnout - Republican Party	0.00%			
Voter Turnout - Democratic Party	0.00%			
Voter Turnout - NONPARTISAN	0.00%			

REP President

Vote For 1

	TOTAL	VOTE %	Absentee	Early Voting	Election Day
Ryan L. Binkley	0	0.00%	0	0	0
Chris Christie	0	0.00%	0	0	0
Vivek Ramaswamy	0	0.00%	0	0	0
Ron DeSantis	0	0.00%	0	0	0
Nikki Haley	14	9.15%	0	8	6
Asa Hutchinson	0	0.00%	0	0	0
David Stuckenberg	0	0.00%	0	0	0
Donald J. Trump	134	87.58%	3	78	53
Uncommitted	4	2.61%	0	4	0

REP US Senator

Vote For 1

	TOTAL	VOTE %	Absentee	Early Voting	Election Day
R E (Rufus) Lopez	4	2.61%	0	2	2
Holland "Redd" Gibson	4	2.61%	0	2	2
Ted Cruz	136	88.89%	3	79	54

Pct. 1

REP US Representative, Dist 26

Vote For 1

	TOTAL	VOTE %	Absentee	Early Voting	Election Day
Jason Kergosien	0	0.00%	0	0	0
Burt Thakur	0	0.00%	0	0	0
Scott Armev	14	9.15%	2	8	4
John Huffman	14	9.15%	0	11	3
Vlad De Franceschi	0	0.00%	0	0	0
Luisa Del Rosal	3	1.96%	0	3	0
Joel A Krause	4	2.61%	0	2	2
Neena Biswas	0	0.00%	0	0	0
Brandon Gill	94	61.44%	1	53	40
Doug Robison	5	3.27%	0	5	0
Mark "Big Rut" Rutledge	4	2.61%	0	2	2

REP Railroad Commissioner

Vote For 1

	TOTAL	VOTE %	Absentee	Early Voting	Election Day
Corey Howell	13	8.50%	2	6	5
Christie Clark	16	10.46%	0	14	2
James "Jim" Matlock	23	15.03%	0	10	13
Petra Reyes	4	2.61%	0	2	2
Christi Craddick	56	36.60%	1	36	19

REP Justice, Supreme Court, PI 2

Vote For 1

	TOTAL	VOTE %	Absentee	Early Voting	Election Day
Jimmy Blacklock	116	75.82%	3	67	46

REP Justice, Supreme Court, PI 4

Vote For 1

	TOTAL	VOTE %	Absentee	Early Voting	Election Day
Brian Walker	58	37.91%	2	31	25
John Devine	56	36.60%	1	33	22

REP Justice, Supreme Court, PI 6

Vote For 1

	TOTAL	VOTE %	Absentee	Early Voting	Election Day
Jane Bland	115	75.16%	3	65	47

REP Presiding Judge, Ct of Crim App

Vote For 1

	TOTAL	VOTE %	Absentee	Early Voting	Election Day
Sharon Keller	44	28.76%	0	27	17
David J. Schenck	71	46.41%	3	39	29

Pct. 1

REP Judge, Ct of Crim App, PI 7

Vote For 1

	TOTAL	VOTE %		Absentee	Early Voting	Election Day
Barbara Parker Hervey	25	16.34%		0	17	8
Gina Parker	87	56.86%		3	46	38

REP Judge, Ct of Crim App, PI 8

Vote For 1

	TOTAL	VOTE %		Absentee	Early Voting	Election Day
Michelle Slaughter	41	26.80%		0	20	21
Lee Finley	69	45.10%		3	42	24

REP Member, State BoE, Dist 12

Vote For 1

	TOTAL	VOTE %		Absentee	Early Voting	Election Day
Pam Little	60	39.22%		0	34	26
Jamie Kohlmann	22	14.38%		1	13	8
Chad Green	28	18.30%		0	21	7
Matt Rostami	12	7.84%		2	5	5

REP State Senator, Dist 30

Vote For 1

	TOTAL	VOTE %		Absentee	Early Voting	Election Day
Jace Yarbrough	54	35.29%		0	31	23
Brent Hagenbuch	40	26.14%		3	27	10
Carrie De Moor	17	11.11%		0	7	10
Cody Clark	19	12.42%		0	14	5

REP State Representative, Dist 68

Vote For 1

	TOTAL	VOTE %		Absentee	Early Voting	Election Day
David Spiller	76	49.67%		2	44	30
Kerri Kingsbery	65	42.48%		0	40	25

REP Chief Justice, 2nd Ct of App Dist

Vote For 1

	TOTAL	VOTE %		Absentee	Early Voting	Election Day
Bonnie Sudderth	106	69.28%		3	61	42

REP Justice, 2nd Ct of App Dist, PI 4


Vote For 1

	TOTAL	VOTE %		Absentee	Early Voting	Election Day
Wade Birdwell	108	70.59%		3	63	42

Pct. 1


REP Justice, 2nd Ct of App Dist, PI 5

Vote For 1

	TOTAL	VOTE %		Absentee	Early Voting	Election Day
Dabney Bassel	105	68.63%		3	60	42


REP Justice, 2nd Ct of App Dist, PI 6

Vote For 1

	TOTAL	VOTE %		Absentee	Early Voting	Election Day
Mike Wallach	105	68.63%		3	62	40


REP Dist Judge, 235th Judicial Dist

Vote For 1

	TOTAL	VOTE %		Absentee	Early Voting	Election Day
Janelle M. Haverkamp	111	72.55%		3	65	43


REP Dist Attorney, 235th Judicial Dist

Vote For 1

	TOTAL	VOTE %		Absentee	Early Voting	Election Day
John Warren	118	77.12%		3	69	46


REP County Attorney

Vote For 1

	TOTAL	VOTE %		Absentee	Early Voting	Election Day
Ed Zielinski	122	79.74%		3	72	47

REP Sheriff

Vote For 1

	TOTAL	VOTE %		Absentee	Early Voting	Election Day
Ray Sappington	121	79.08%		2	72	47



REP County Tax Assessor-Collector

Vote For 1

	TOTAL	VOTE %		Absentee	Early Voting	Election Day
Brandy Ann Carr	119	77.78%		3	68	48


REP County Commissioner Pct 3

Vote For 1

	TOTAL	VOTE %		Absentee	Early Voting	Election Day
Adam Paul Arendt	108	70.59%		3	68	37
Adrian Anderle	27	17.65%		0	13	14

REP Constable Pct 2

Vote For 1

	TOTAL	VOTE %		Absentee	Early Voting	Election Day
Chuck Owen	113	73.86%		3	69	41

Pct. 1

REP County Chair

Vote For 1

	TOTAL	VOTE %		Absentee	Early Voting	Election Day
Chris McNamara	112	73.20%		3	67	42

REP Proposition 1

Vote For 1

	TOTAL	VOTE %		Absentee	Early Voting	Election Day
YES	110	71.90%		3	65	42
NO	34	22.22%		0	22	12

REP Proposition 2

Vote For 1

	TOTAL	VOTE %		Absentee	Early Voting	Election Day
YES	137	89.54%		3	81	53
NO	12	7.84%		0	8	4

REP Proposition 3

Vote For 1

	TOTAL	VOTE %		Absentee	Early Voting	Election Day
YES	126	82.35%		2	78	46
NO	17	11.11%		0	9	8

REP Proposition 4

Vote For 1

	TOTAL	VOTE %		Absentee	Early Voting	Election Day
YES	135	88.24%		3	81	51
NO	13	8.50%		0	8	5

REP Proposition 5

Vote For 1

	TOTAL	VOTE %		Absentee	Early Voting	Election Day
YES	126	82.35%		3	79	44
NO	19	12.42%		0	9	10

REP Proposition 6

Vote For 1

	TOTAL	VOTE %		Absentee	Early Voting	Election Day
YES	122	79.74%		3	71	48
NO	24	15.69%		0	17	7

REP Proposition 7

Vote For 1

	TOTAL	VOTE %		Absentee	Early Voting	Election Day
YES	97	63.40%		3	55	39
NO	35	22.88%		0	25	10

Pct. 1

REP Proposition 8

Vote For 1

	TOTAL	VOTE %		Absentee	Early Voting	Election Day
YES	136	88.89%		3	80	53
NO	11	7.19%		0	9	2

REP Proposition 9

Vote For 1

	TOTAL	VOTE %		Absentee	Early Voting	Election Day
YES	111	72.55%		3	67	41
NO	32	20.92%		0	18	14

REP Proposition 10

Vote For 1

	TOTAL	VOTE %		Absentee	Early Voting	Election Day
YES	125	81.70%		3	75	47
NO	15	9.80%		0	9	6

REP Proposition 11

Vote For 1

	TOTAL	VOTE %		Absentee	Early Voting	Election Day
YES	102	66.67%		3	57	42
NO	46	30.07%		0	32	14

REP Proposition 12

Vote For 1

	TOTAL	VOTE %		Absentee	Early Voting	Election Day
YES	144	94.12%		3	86	55
NO	6	3.92%		0	4	2

REP Proposition 13

Vote For 1

	TOTAL	VOTE %		Absentee	Early Voting	Election Day
YES	143	93.46%		3	85	55
NO	6	3.92%		0	3	3

DEM President

Vote For 1

	TOTAL	VOTE %		Absentee	Early Voting	Election Day
Star Locke	0	0.00%		0	0	0
Cenk Uygur	0	0.00%		0	0	0
Armando "Mando" Perez-Serrato	1	8.33%		0	0	1
Dean Phillips	0	0.00%		0	0	0
Gabriel A. Cornejo	0	0.00%		0	0	0
Marianne Williamson	0	0.00%		0	0	0
Joseph R. Biden Jr.	11	91.67%		0	2	9
Frankie Lozada	0	0.00%		0	0	0

Pct. 1

DEM US Senator

Vote For 1

	TOTAL	VOTE %	Absentee	Early Voting	Election Day
Steven J. Keough	1	8.33%	0	1	0
Meri Gomez	0	0.00%	0	0	0
Heli Rodriguez Prilliman	0	0.00%	0	0	0
Colin Allred	9	75.00%	0	1	8
Thierry Tchenko	0	0.00%	0	0	0
Roland Gutierrez	0	0.00%	0	0	0
Mark Gonzalez	1	8.33%	0	0	1
Carl Oscar Sherman	0	0.00%	0	0	0
A. "Robert" Hassan	0	0.00%	0	0	0

DEM US Representative, Dist 26

Vote For 1

	TOTAL	VOTE %	Absentee	Early Voting	Election Day
Ernest R. Lineberger III	9	75.00%	0	2	7

DEM Railroad Commissioner

Vote For 1

	TOTAL	VOTE %	Absentee	Early Voting	Election Day
Katherine Culbert	4	33.33%	0	0	4
Bill Burch	4	33.33%	0	0	4

DEM Justice, Supreme Court, PI 2

Vote For 1

	TOTAL	VOTE %	Absentee	Early Voting	Election Day
Randy Sarosdy	7	58.33%	0	1	6
DaSean Jones	2	16.67%	0	0	2

DEM Justice, Supreme Court, PI 4

Vote For 1

	TOTAL	VOTE %	Absentee	Early Voting	Election Day
Christine Vinh Weems	8	66.67%	0	1	7

DEM Justice, Supreme Court, PI 6

Vote For 1

	TOTAL	VOTE %	Absentee	Early Voting	Election Day
Joe Pool	3	25.00%	0	0	3
Bonnie Lee Goldstein	6	50.00%	0	1	5

DEM Presiding Judge, Ct of Crim App


Vote For 1

	TOTAL	VOTE %	Absentee	Early Voting	Election Day
Holly Taylor	7	58.33%	0	0	7

Pct. 1


DEM Judge, Ct of Crim App, PI 7

Vote For 1

	TOTAL	VOTE %		Absentee	Early Voting	Election Day
Nancy Mulder	9	75.00%		0	2	7


DEM Judge, Ct of Crim App, PI 8

Vote For 1

	TOTAL	VOTE %		Absentee	Early Voting	Election Day
Chika Anyiam	9	75.00%		0	2	7


DEM Member, State BoE, Dist 12

Vote For 1

	TOTAL	VOTE %		Absentee	Early Voting	Election Day
George King	9	75.00%		0	2	7


DEM State Senator, Dist 30

Vote For 1

	TOTAL	VOTE %		Absentee	Early Voting	Election Day
Michael Braxton	3	25.00%		0	0	3
Dale Frey	5	41.67%		0	1	4
Matthew McGhee	1	8.33%		0	1	0


DEM State Representative, Dist 68

Vote For 1

	TOTAL	VOTE %		Absentee	Early Voting	Election Day
Stacey Swann	9	75.00%		0	2	7


DEM Dist Judge, 235th Judicial Dist

Vote For 1

	TOTAL	VOTE %		Absentee	Early Voting	Election Day
Emmanuel Albarado	9	75.00%		0	2	7

DEM County Chair

Vote For 1

	TOTAL	VOTE %		Absentee	Early Voting	Election Day
Sherman Moore	9	75.00%		0	2	7

Pct. 1C

Statistics

	TOTAL	Absentee	Early Voting	Election Day
Registered Voters - Total	4,099			
Registered Voters - Republican Party	0			
Registered Voters - Democratic Party	0			
Registered Voters - NONPARTISAN	4,099			
Ballots Cast - Total	799	55	411	333
Ballots Cast - Republican Party	698	39	363	296
Ballots Cast - Democratic Party	101	16	48	37
Ballots Cast - NONPARTISAN	0	0	0	0
Ballots Cast - Blank	0	0	0	0
Voter Turnout - Total	19.49%			
Voter Turnout - Republican Party	0.00%			
Voter Turnout - Democratic Party	0.00%			
Voter Turnout - NONPARTISAN	0.00%			

REP President

Vote For 1

	TOTAL	VOTE %	Absentee	Early Voting	Election Day
Ryan L. Binkley	0	0.00%	0	0	0
Chris Christie	2	0.29%	0	2	0
Vivek Ramaswamy	1	0.14%	0	0	1
Ron DeSantis	6	0.86%	0	2	4
Nikki Haley	116	16.62%	3	65	48
Asa Hutchinson	3	0.43%	1	0	2
David Stuckenberg	1	0.14%	0	1	0
Donald J. Trump	551	78.94%	33	285	233
Uncommitted	17	2.44%	2	7	8

REP US Senator

Vote For 1

	TOTAL	VOTE %	Absentee	Early Voting	Election Day
R E (Rufus) Lopez	34	4.87%	0	16	18
Holland "Redd" Gibson	29	4.15%	2	13	14
Ted Cruz	591	84.67%	34	309	248

Pct. 1C

REP US Representative, Dist 26

Vote For 1

	TOTAL	VOTE %	Absentee	Early Voting	Election Day
Jason Kergosien	5	0.72%	0	3	2
Burt Thakur	4	0.57%	1	1	2
Scott Armev	90	12.89%	5	64	21
John Huffman	64	9.17%	4	38	22
Vlad De Franceschi	1	0.14%	1	0	0
Luisa Del Rosal	30	4.30%	0	12	18
Joel A Krause	7	1.00%	1	4	2
Neena Biswas	6	0.86%	0	2	4
Brandon Gill	347	49.71%	14	167	166
Doug Robison	60	8.60%	3	33	24
Mark "Big Rut" Rutledge	15	2.15%	2	8	5

REP Railroad Commissioner

Vote For 1

	TOTAL	VOTE %	Absentee	Early Voting	Election Day
Corey Howell	63	9.03%	3	25	35
Christie Clark	82	11.75%	0	49	33
James "Jim" Matlock	136	19.48%	7	60	69
Petra Reyes	16	2.29%	0	8	8
Christi Craddick	243	34.81%	16	138	89

REP Justice, Supreme Court, PI 2

Vote For 1

	TOTAL	VOTE %	Absentee	Early Voting	Election Day
Jimmy Blacklock	519	74.36%	23	272	224

REP Justice, Supreme Court, PI 4

Vote For 1

	TOTAL	VOTE %	Absentee	Early Voting	Election Day
Brian Walker	303	43.41%	16	175	112
John Devine	222	31.81%	7	98	117

REP Justice, Supreme Court, PI 6

Vote For 1

	TOTAL	VOTE %	Absentee	Early Voting	Election Day
Jane Bland	503	72.06%	21	261	221

REP Presiding Judge, Ct of Crim App

Vote For 1

	TOTAL	VOTE %	Absentee	Early Voting	Election Day
Sharon Keller	197	28.22%	12	116	69
David J. Schenck	332	47.56%	12	161	159

Pct. 1C

REP Judge, Ct of Crim App, PI 7

Vote For 1

	TOTAL	VOTE %		Absentee	Early Voting	Election Day
Barbara Parker Hervey	192	27.51%		10	113	69
Gina Parker	310	44.41%		11	146	153

REP Judge, Ct of Crim App, PI 8

Vote For 1

	TOTAL	VOTE %		Absentee	Early Voting	Election Day
Michelle Slaughter	201	28.80%		13	114	74
Lee Finley	301	43.12%		8	146	147

REP Member, State BoE, Dist 12

Vote For 1

	TOTAL	VOTE %		Absentee	Early Voting	Election Day
Pam Little	255	36.53%		10	129	116
Jamie Kohlmann	96	13.75%		5	58	33
Chad Green	101	14.47%		3	50	48
Matt Rostami	87	12.46%		8	43	36

REP State Senator, Dist 30

Vote For 1

	TOTAL	VOTE %		Absentee	Early Voting	Election Day
Jace Yarbrough	245	35.10%		10	116	119
Brent Hagenbuch	174	24.93%		9	112	53
Carrie De Moor	81	11.60%		3	45	33
Cody Clark	64	9.17%		5	27	32

REP State Representative, Dist 68

Vote For 1

	TOTAL	VOTE %		Absentee	Early Voting	Election Day
David Spiller	393	56.30%		26	223	144
Kerri Kingsbery	239	34.24%		5	114	120

REP Chief Justice, 2nd Ct of App Dist

Vote For 1

	TOTAL	VOTE %		Absentee	Early Voting	Election Day
Bonnie Sudderth	475	68.05%		20	249	206

REP Justice, 2nd Ct of App Dist, PI 4

Vote For 1

	TOTAL	VOTE %		Absentee	Early Voting	Election Day
Wade Birdwell	474	67.91%		23	246	205

Pct. 1C

REP Justice, 2nd Ct of App Dist, PI 5

Vote For 1

	TOTAL	VOTE %		Absentee	Early Voting	Election Day
Dabney Bassel	470	67.34%		22	246	202

REP Justice, 2nd Ct of App Dist, PI 6

Vote For 1

	TOTAL	VOTE %		Absentee	Early Voting	Election Day
Mike Wallach	471	67.48%		25	245	201

REP Dist Judge, 235th Judicial Dist

Vote For 1

	TOTAL	VOTE %		Absentee	Early Voting	Election Day
Janelle M. Haverkamp	537	76.93%		29	285	223

REP Dist Attorney, 235th Judicial Dist

Vote For 1

	TOTAL	VOTE %		Absentee	Early Voting	Election Day
John Warren	532	76.22%		27	284	221

REP County Attorney

Vote For 1

	TOTAL	VOTE %		Absentee	Early Voting	Election Day
Ed Zielinski	553	79.23%		29	293	231

REP Sheriff

Vote For 1

	TOTAL	VOTE %		Absentee	Early Voting	Election Day
Ray Sappington	559	80.09%		28	295	236

REP County Tax Assessor-Collector

Vote For 1

	TOTAL	VOTE %		Absentee	Early Voting	Election Day
Brandy Ann Carr	563	80.66%		28	301	234

REP County Commissioner Pct 3

Vote For 1

	TOTAL	VOTE %		Absentee	Early Voting	Election Day
Adam Paul Arendt	384	55.01%		17	204	163
Adrian Anderle	215	30.80%		12	118	85

REP Constable Pct 2

Vote For 1

	TOTAL	VOTE %		Absentee	Early Voting	Election Day
Chuck Owen	510	73.07%		26	270	214

Pct. 1C

REP County Chair

Vote For 1

	TOTAL	VOTE %		Absentee	Early Voting	Election Day
Chris McNamara	518	74.21%		24	273	221

REP Proposition 1

Vote For 1

	TOTAL	VOTE %		Absentee	Early Voting	Election Day
YES	529	75.79%		29	265	235
NO	134	19.20%		6	83	45

REP Proposition 2

Vote For 1

	TOTAL	VOTE %		Absentee	Early Voting	Election Day
YES	628	89.97%		32	328	268
NO	52	7.45%		3	28	21

REP Proposition 3

Vote For 1

	TOTAL	VOTE %		Absentee	Early Voting	Election Day
YES	617	88.40%		34	327	256
NO	58	8.31%		1	26	31

REP Proposition 4

Vote For 1

	TOTAL	VOTE %		Absentee	Early Voting	Election Day
YES	595	85.24%		33	315	247
NO	84	12.03%		3	41	40

REP Proposition 5

Vote For 1

	TOTAL	VOTE %		Absentee	Early Voting	Election Day
YES	581	83.24%		31	308	242
NO	95	13.61%		6	46	43

REP Proposition 6

Vote For 1

	TOTAL	VOTE %		Absentee	Early Voting	Election Day
YES	565	80.95%		33	294	238
NO	107	15.33%		3	58	46

REP Proposition 7

Vote For 1

	TOTAL	VOTE %		Absentee	Early Voting	Election Day
YES	464	66.48%		26	228	210
NO	152	21.78%		5	93	54

Pct. 1C

REP Proposition 8

Vote For 1

	TOTAL	VOTE %		Absentee	Early Voting	Election Day
YES	623	89.26%		34	323	266
NO	54	7.74%		2	29	23

REP Proposition 9

Vote For 1

	TOTAL	VOTE %		Absentee	Early Voting	Election Day
YES	495	70.92%		26	270	199
NO	171	24.50%		10	77	84

REP Proposition 10

Vote For 1

	TOTAL	VOTE %		Absentee	Early Voting	Election Day
YES	600	85.96%		32	309	259
NO	67	9.60%		4	38	25

REP Proposition 11

Vote For 1

	TOTAL	VOTE %		Absentee	Early Voting	Election Day
YES	496	71.06%		24	253	219
NO	179	25.64%		11	98	70

REP Proposition 12

Vote For 1

	TOTAL	VOTE %		Absentee	Early Voting	Election Day
YES	661	94.70%		37	349	275
NO	19	2.72%		0	6	13

REP Proposition 13

Vote For 1

	TOTAL	VOTE %		Absentee	Early Voting	Election Day
YES	654	93.70%		35	345	274
NO	27	3.87%		2	10	15

DEM President

Vote For 1

	TOTAL	VOTE %		Absentee	Early Voting	Election Day
Star Locke	3	2.97%		1	2	0
Cenk Uygur	1	0.99%		0	1	0
Armando "Mando" Perez-Serrato	1	0.99%		0	1	0
Dean Phillips	5	4.95%		1	1	3
Gabriel A. Cornejo	0	0.00%		0	0	0
Marianne Williamson	7	6.93%		2	2	3
Joseph R. Biden Jr.	78	77.23%		12	38	28
Frankie Lozada	0	0.00%		0	0	0

Pct. 1C

DEM US Senator

Vote For 1

	TOTAL	VOTE %	Absentee	Early Voting	Election Day
Steven J. Keough	10	9.90%	1	5	4
Meri Gomez	6	5.94%	0	2	4
Heli Rodriguez Prilliman	1	0.99%	0	0	1
Colin Allred	65	64.36%	11	30	24
Thierry Tchenko	1	0.99%	0	1	0
Roland Gutierrez	4	3.96%	0	4	0
Mark Gonzalez	4	3.96%	1	2	1
Carl Oscar Sherman	2	1.98%	1	0	1
A. "Robert" Hassan	2	1.98%	0	2	0

DEM US Representative, Dist 26

Vote For 1

	TOTAL	VOTE %	Absentee	Early Voting	Election Day
Ernest R. Lineberger III	66	65.35%	10	33	23

DEM Railroad Commissioner

Vote For 1

	TOTAL	VOTE %	Absentee	Early Voting	Election Day
Katherine Culbert	64	63.37%	9	32	23
Bill Burch	17	16.83%	3	8	6

DEM Justice, Supreme Court, PI 2

Vote For 1

	TOTAL	VOTE %	Absentee	Early Voting	Election Day
Randy Sarosdy	36	35.64%	4	21	11
DaSean Jones	39	38.61%	3	18	18

DEM Justice, Supreme Court, PI 4

Vote For 1

	TOTAL	VOTE %	Absentee	Early Voting	Election Day
Christine Vinh Weems	69	68.32%	9	34	26

DEM Justice, Supreme Court, PI 6

Vote For 1

	TOTAL	VOTE %	Absentee	Early Voting	Election Day
Joe Pool	31	30.69%	4	17	10
Bonnie Lee Goldstein	49	48.51%	6	24	19

DEM Presiding Judge, Ct of Crim App

Vote For 1

	TOTAL	VOTE %	Absentee	Early Voting	Election Day
Holly Taylor	76	75.25%	11	38	27

Pct. 1C

DEM Judge, Ct of Crim App, PI 7

Vote For 1

	TOTAL	VOTE %		Absentee	Early Voting	Election Day
Nancy Mulder	71	70.30%		9	36	26

DEM Judge, Ct of Crim App, PI 8

Vote For 1

	TOTAL	VOTE %		Absentee	Early Voting	Election Day
Chika Anyiam	66	65.35%		7	35	24

DEM Member, State BoE, Dist 12

Vote For 1

	TOTAL	VOTE %		Absentee	Early Voting	Election Day
George King	72	71.29%		9	37	26

DEM State Senator, Dist 30

Vote For 1

	TOTAL	VOTE %		Absentee	Early Voting	Election Day
Michael Braxton	34	33.66%		4	18	12
Dale Frey	17	16.83%		1	7	9
Matthew McGhee	28	27.72%		2	15	11

DEM State Representative, Dist 68

Vote For 1

	TOTAL	VOTE %		Absentee	Early Voting	Election Day
Stacey Swann	73	72.28%		9	38	26

DEM Dist Judge, 235th Judicial Dist

Vote For 1

	TOTAL	VOTE %		Absentee	Early Voting	Election Day
Emmanuel Albarado	70	69.31%		9	39	22

DEM County Chair

Vote For 1

	TOTAL	VOTE %		Absentee	Early Voting	Election Day
Sherman Moore	72	71.29%		7	40	25

Pct. 2

Statistics

	TOTAL	Absentee	Early Voting	Election Day
Registered Voters - Total	2,508			
Registered Voters - Republican Party	0			
Registered Voters - Democratic Party	0			
Registered Voters - NONPARTISAN	2,508			
Ballots Cast - Total	287	8	127	152
Ballots Cast - Republican Party	231	7	106	118
Ballots Cast - Democratic Party	56	1	21	34
Ballots Cast - NONPARTISAN	0	0	0	0
Ballots Cast - Blank	0	0	0	0
Voter Turnout - Total	11.44%			
Voter Turnout - Republican Party	0.00%			
Voter Turnout - Democratic Party	0.00%			
Voter Turnout - NONPARTISAN	0.00%			

REP President

Vote For 1

	TOTAL	VOTE %	Absentee	Early Voting	Election Day
Ryan L. Binkley	1	0.43%	0	0	1
Chris Christie	1	0.43%	0	1	0
Vivek Ramaswamy	1	0.43%	0	0	1
Ron DeSantis	2	0.87%	0	0	2
Nikki Haley	34	14.72%	2	22	10
Asa Hutchinson	0	0.00%	0	0	0
David Stuckenberg	1	0.43%	0	0	1
Donald J. Trump	188	81.39%	5	80	103
Uncommitted	1	0.43%	0	1	0

REP US Senator

Vote For 1

	TOTAL	VOTE %	Absentee	Early Voting	Election Day
R E (Rufus) Lopez	9	3.90%	0	7	2
Holland "Redd" Gibson	12	5.19%	2	4	6
Ted Cruz	189	81.82%	5	81	103

Pct. 2

REP US Representative, Dist 26

Vote For 1

	TOTAL	VOTE %	Absentee	Early Voting	Election Day
Jason Kergosien	1	0.43%	0	0	1
Burt Thakur	4	1.73%	0	2	2
Scott Armev	24	10.39%	1	15	8
John Huffman	19	8.23%	1	9	9
Vlad De Franceschi	1	0.43%	0	1	0
Luisa Del Rosal	7	3.03%	1	0	6
Joel A Krause	3	1.30%	0	2	1
Neena Biswas	4	1.73%	0	2	2
Brandon Gill	119	51.52%	3	52	64
Doug Robison	19	8.23%	0	11	8
Mark "Big Rut" Rutledge	8	3.46%	0	3	5

REP Railroad Commissioner

Vote For 1

	TOTAL	VOTE %	Absentee	Early Voting	Election Day
Corey Howell	26	11.26%	1	11	14
Christie Clark	24	10.39%	0	15	9
James "Jim" Matlock	54	23.38%	2	23	29
Petra Reyes	8	3.46%	0	2	6
Christi Craddick	69	29.87%	3	35	31

REP Justice, Supreme Court, PI 2

Vote For 1

	TOTAL	VOTE %	Absentee	Early Voting	Election Day
Jimmy Blacklock	167	72.29%	6	78	83

REP Justice, Supreme Court, PI 4

Vote For 1

	TOTAL	VOTE %	Absentee	Early Voting	Election Day
Brian Walker	89	38.53%	3	44	42
John Devine	81	35.06%	2	32	47

REP Justice, Supreme Court, PI 6

Vote For 1

	TOTAL	VOTE %	Absentee	Early Voting	Election Day
Jane Bland	164	71.00%	6	76	82

REP Presiding Judge, Ct of Crim App

Vote For 1

	TOTAL	VOTE %	Absentee	Early Voting	Election Day
Sharon Keller	71	30.74%	3	31	37
David J. Schenck	101	43.72%	2	45	54

Pct. 2

REP Judge, Ct of Crim App, PI 7

Vote For 1

	TOTAL	VOTE %		Absentee	Early Voting	Election Day
Barbara Parker Hervey	64	27.71%		2	33	29
Gina Parker	105	45.45%		3	39	63

REP Judge, Ct of Crim App, PI 8

Vote For 1

	TOTAL	VOTE %		Absentee	Early Voting	Election Day
Michelle Slaughter	70	30.30%		1	34	35
Lee Finley	98	42.42%		4	40	54

REP Member, State BoE, Dist 12

Vote For 1

	TOTAL	VOTE %		Absentee	Early Voting	Election Day
Pam Little	75	32.47%		2	31	42
Jamie Kohlmann	31	13.42%		1	17	13
Chad Green	45	19.48%		0	20	25
Matt Rostami	29	12.55%		3	10	16

REP State Senator, Dist 30

Vote For 1

	TOTAL	VOTE %		Absentee	Early Voting	Election Day
Jace Yarbrough	73	31.60%		3	28	42
Brent Hagenbuch	45	19.48%		0	23	22
Carrie De Moor	26	11.26%		2	11	13
Cody Clark	41	17.75%		0	20	21

REP State Representative, Dist 68

Vote For 1

	TOTAL	VOTE %		Absentee	Early Voting	Election Day
David Spiller	134	58.01%		7	64	63
Kerri Kingsbery	69	29.87%		0	31	38

REP Chief Justice, 2nd Ct of App Dist

Vote For 1

	TOTAL	VOTE %		Absentee	Early Voting	Election Day
Bonnie Sudderth	162	70.13%		6	73	83

REP Justice, 2nd Ct of App Dist, PI 4

Vote For 1

	TOTAL	VOTE %		Absentee	Early Voting	Election Day
Wade Birdwell	163	70.56%		6	72	85

Pct. 2

REP Justice, 2nd Ct of App Dist, PI 5

Vote For 1

	TOTAL	VOTE %		Absentee	Early Voting	Election Day
Dabney Bassel	161	69.70%		6	72	83

REP Justice, 2nd Ct of App Dist, PI 6

Vote For 1

	TOTAL	VOTE %		Absentee	Early Voting	Election Day
Mike Wallach	163	70.56%		6	74	83

REP Dist Judge, 235th Judicial Dist

Vote For 1

	TOTAL	VOTE %		Absentee	Early Voting	Election Day
Janelle M. Haverkamp	169	73.16%		6	83	80

REP Dist Attorney, 235th Judicial Dist

Vote For 1

	TOTAL	VOTE %		Absentee	Early Voting	Election Day
John Warren	170	73.59%		6	81	83

REP County Attorney

Vote For 1

	TOTAL	VOTE %		Absentee	Early Voting	Election Day
Ed Zielinski	172	74.46%		6	81	85

REP Sheriff

Vote For 1

	TOTAL	VOTE %		Absentee	Early Voting	Election Day
Ray Sappington	182	78.79%		6	87	89

REP County Tax Assessor-Collector

Vote For 1

	TOTAL	VOTE %		Absentee	Early Voting	Election Day
Brandy Ann Carr	182	78.79%		6	89	87

REP Constable Pct 1

Vote For 1

	TOTAL	VOTE %		Absentee	Early Voting	Election Day
Mark Westbrook	171	74.03%		6	82	83

REP County Chair

Vote For 1

	TOTAL	VOTE %		Absentee	Early Voting	Election Day
Chris McNamara	165	71.43%		5	80	80

Pct. 2

REP Proposition 1

Vote For 1

	TOTAL	VOTE %		Absentee	Early Voting	Election Day
YES	181	78.36%		5	81	95
NO	33	14.29%		1	18	14

REP Proposition 2

Vote For 1

	TOTAL	VOTE %		Absentee	Early Voting	Election Day
YES	216	93.51%		7	96	113
NO	10	4.33%		0	7	3

REP Proposition 3

Vote For 1

	TOTAL	VOTE %		Absentee	Early Voting	Election Day
YES	209	90.48%		7	96	106
NO	18	7.79%		0	8	10

REP Proposition 4

Vote For 1

	TOTAL	VOTE %		Absentee	Early Voting	Election Day
YES	204	88.31%		7	92	105
NO	20	8.66%		0	10	10

REP Proposition 5

Vote For 1

	TOTAL	VOTE %		Absentee	Early Voting	Election Day
YES	196	84.85%		7	89	100
NO	27	11.69%		0	13	14

REP Proposition 6

Vote For 1

	TOTAL	VOTE %		Absentee	Early Voting	Election Day
YES	194	83.98%		7	90	97
NO	25	10.82%		0	11	14

REP Proposition 7

Vote For 1

	TOTAL	VOTE %		Absentee	Early Voting	Election Day
YES	169	73.16%		4	79	86
NO	40	17.32%		3	17	20

REP Proposition 8

Vote For 1

	TOTAL	VOTE %		Absentee	Early Voting	Election Day
YES	212	91.77%		7	95	110
NO	16	6.93%		0	9	7

Pct. 2

REP Proposition 9

Vote For 1

	TOTAL	VOTE %		Absentee	Early Voting	Election Day
YES	154	66.67%		7	68	79
NO	69	29.87%		0	34	35

REP Proposition 10

Vote For 1

	TOTAL	VOTE %		Absentee	Early Voting	Election Day
YES	206	89.18%		5	92	109
NO	18	7.79%		2	10	6

REP Proposition 11

Vote For 1

	TOTAL	VOTE %		Absentee	Early Voting	Election Day
YES	194	83.98%		4	90	100
NO	33	14.29%		3	14	16

REP Proposition 12

Vote For 1

	TOTAL	VOTE %		Absentee	Early Voting	Election Day
YES	223	96.54%		7	102	114
NO	6	2.60%		0	3	3

REP Proposition 13

Vote For 1

	TOTAL	VOTE %		Absentee	Early Voting	Election Day
YES	217	93.94%		7	98	112
NO	7	3.03%		0	5	2

DEM President

Vote For 1

	TOTAL	VOTE %		Absentee	Early Voting	Election Day
Star Locke	3	5.36%		0	0	3
Cenk Uygur	2	3.57%		0	0	2
Armando "Mando" Perez-Serrato	0	0.00%		0	0	0
Dean Phillips	1	1.79%		0	1	0
Gabriel A. Cornejo	1	1.79%		0	0	1
Marianne Williamson	0	0.00%		0	0	0
Joseph R. Biden Jr.	45	80.36%		0	19	26
Frankie Lozada	0	0.00%		0	0	0

Pct. 2

DEM US Senator

Vote For 1

	TOTAL	VOTE %	Absentee	Early Voting	Election Day
Steven J. Keough	6	10.71%	0	3	3
Meri Gomez	2	3.57%	0	0	2
Heli Rodriguez Prilliman	0	0.00%	0	0	0
Colin Allred	40	71.43%	1	17	22
Thierry Tchenko	0	0.00%	0	0	0
Roland Gutierrez	4	7.14%	0	0	4
Mark Gonzalez	2	3.57%	0	0	2
Carl Oscar Sherman	0	0.00%	0	0	0
A. "Robert" Hassan	1	1.79%	0	1	0

DEM US Representative, Dist 26

Vote For 1

	TOTAL	VOTE %	Absentee	Early Voting	Election Day
Ernest R. Lineberger III	33	58.93%	0	10	23

DEM Railroad Commissioner

Vote For 1

	TOTAL	VOTE %	Absentee	Early Voting	Election Day
Katherine Culbert	35	62.50%	1	15	19
Bill Burch	12	21.43%	0	3	9

DEM Justice, Supreme Court, PI 2

Vote For 1

	TOTAL	VOTE %	Absentee	Early Voting	Election Day
Randy Sarosdy	16	28.57%	0	7	9
DaSean Jones	26	46.43%	0	10	16

DEM Justice, Supreme Court, PI 4

Vote For 1

	TOTAL	VOTE %	Absentee	Early Voting	Election Day
Christine Vinh Weems	40	71.43%	1	16	23

DEM Justice, Supreme Court, PI 6

Vote For 1

	TOTAL	VOTE %	Absentee	Early Voting	Election Day
Joe Pool	17	30.36%	0	9	8
Bonnie Lee Goldstein	26	46.43%	1	10	15

DEM Presiding Judge, Ct of Crim App

Vote For 1

	TOTAL	VOTE %	Absentee	Early Voting	Election Day
Holly Taylor	40	71.43%	1	16	23

Pct. 2

DEM Judge, Ct of Crim App, PI 7

Vote For 1

	TOTAL	VOTE %		Absentee	Early Voting	Election Day
Nancy Mulder	43	76.79%		1	16	26

DEM Judge, Ct of Crim App, PI 8

Vote For 1

	TOTAL	VOTE %		Absentee	Early Voting	Election Day
Chika Anyiam	35	62.50%		1	14	20

DEM Member, State BoE, Dist 12

Vote For 1

	TOTAL	VOTE %		Absentee	Early Voting	Election Day
George King	38	67.86%		0	14	24

DEM State Senator, Dist 30

Vote For 1

	TOTAL	VOTE %		Absentee	Early Voting	Election Day
Michael Braxton	29	51.79%		0	12	17
Dale Frey	5	8.93%		0	2	3
Matthew McGhee	10	17.86%		0	5	5

DEM State Representative, Dist 68

Vote For 1

	TOTAL	VOTE %		Absentee	Early Voting	Election Day
Stacey Swann	41	73.21%		1	16	24

DEM Dist Judge, 235th Judicial Dist

Vote For 1

	TOTAL	VOTE %		Absentee	Early Voting	Election Day
Emmanuel Albarado	41	73.21%		0	14	27

DEM County Chair

Vote For 1

	TOTAL	VOTE %		Absentee	Early Voting	Election Day
Sherman Moore	45	80.36%		0	17	28

Pct. 3

Statistics

	TOTAL	Absentee	Early Voting	Election Day
Registered Voters - Total	686			
Registered Voters - Republican Party	0			
Registered Voters - Democratic Party	0			
Registered Voters - NONPARTISAN	686			
Ballots Cast - Total	291	7	112	172
Ballots Cast - Republican Party	284	7	110	167
Ballots Cast - Democratic Party	7	0	2	5
Ballots Cast - NONPARTISAN	0	0	0	0
Ballots Cast - Blank	0	0	0	0
Voter Turnout - Total	42.42%			
Voter Turnout - Republican Party	0.00%			
Voter Turnout - Democratic Party	0.00%			
Voter Turnout - NONPARTISAN	0.00%			

REP President

Vote For 1

	TOTAL	VOTE %	Absentee	Early Voting	Election Day
Ryan L. Binkley	0	0.00%	0	0	0
Chris Christie	2	0.70%	0	0	2
Vivek Ramaswamy	1	0.35%	0	1	0
Ron DeSantis	6	2.11%	1	0	5
Nikki Haley	40	14.08%	0	21	19
Asa Hutchinson	0	0.00%	0	0	0
David Stuckenberg	1	0.35%	0	1	0
Donald J. Trump	228	80.28%	6	84	138
Uncommitted	6	2.11%	0	3	3

REP US Senator

Vote For 1

	TOTAL	VOTE %	Absentee	Early Voting	Election Day
R E (Rufus) Lopez	14	4.93%	0	9	5
Holland "Redd" Gibson	9	3.17%	0	4	5
Ted Cruz	245	86.27%	7	91	147

Pct. 3

REP US Representative, Dist 26

Vote For 1

	TOTAL	VOTE %	Absentee	Early Voting	Election Day
Jason Kergosien	1	0.35%	0	0	1
Burt Thakur	2	0.70%	0	2	0
Scott Armev	39	13.73%	0	15	24
John Huffman	12	4.23%	3	3	6
Vlad De Franceschi	0	0.00%	0	0	0
Luisa Del Rosal	9	3.17%	0	1	8
Joel A Krause	1	0.35%	0	0	1
Neena Biswas	3	1.06%	0	3	0
Brandon Gill	160	56.34%	2	59	99
Doug Robison	28	9.86%	0	15	13
Mark "Big Rut" Rutledge	4	1.41%	0	2	2

REP Railroad Commissioner

Vote For 1

	TOTAL	VOTE %	Absentee	Early Voting	Election Day
Corey Howell	28	9.86%	0	10	18
Christie Clark	28	9.86%	0	10	18
James "Jim" Matlock	60	21.13%	0	26	34
Petra Reyes	5	1.76%	0	3	2
Christi Craddick	99	34.86%	5	38	56

REP Justice, Supreme Court, PI 2

Vote For 1

	TOTAL	VOTE %	Absentee	Early Voting	Election Day
Jimmy Blacklock	218	76.76%	3	82	133

REP Justice, Supreme Court, PI 4

Vote For 1

	TOTAL	VOTE %	Absentee	Early Voting	Election Day
Brian Walker	120	42.25%	4	47	69
John Devine	100	35.21%	1	37	62

REP Justice, Supreme Court, PI 6

Vote For 1

	TOTAL	VOTE %	Absentee	Early Voting	Election Day
Jane Bland	216	76.06%	4	80	132

REP Presiding Judge, Ct of Crim App

Vote For 1

	TOTAL	VOTE %	Absentee	Early Voting	Election Day
Sharon Keller	86	30.28%	5	32	49
David J. Schenck	127	44.72%	0	48	79

Pct. 3

REP Judge, Ct of Crim App, PI 7

Vote For 1

	TOTAL	VOTE %		Absentee	Early Voting	Election Day
Barbara Parker Hervey	78	27.46%		3	33	42
Gina Parker	122	42.96%		2	42	78

REP Judge, Ct of Crim App, PI 8

Vote For 1

	TOTAL	VOTE %		Absentee	Early Voting	Election Day
Michelle Slaughter	90	31.69%		5	37	48
Lee Finley	112	39.44%		0	38	74

REP Member, State BoE, Dist 12

Vote For 1

	TOTAL	VOTE %		Absentee	Early Voting	Election Day
Pam Little	105	36.97%		3	40	62
Jamie Kohlmann	36	12.68%		0	20	16
Chad Green	50	17.61%		2	15	33
Matt Rostami	22	7.75%		0	6	16

REP State Senator, Dist 30

Vote For 1

	TOTAL	VOTE %		Absentee	Early Voting	Election Day
Jace Yarbrough	89	31.34%		2	36	51
Brent Hagenbuch	68	23.94%		2	28	38
Carrie De Moor	51	17.96%		0	16	35
Cody Clark	18	6.34%		1	5	12

REP State Representative, Dist 68

Vote For 1

	TOTAL	VOTE %		Absentee	Early Voting	Election Day
David Spiller	158	55.63%		5	62	91
Kerri Kingsbery	99	34.86%		2	37	60

REP Chief Justice, 2nd Ct of App Dist

Vote For 1

	TOTAL	VOTE %		Absentee	Early Voting	Election Day
Bonnie Sudderth	196	69.01%		3	76	117

REP Justice, 2nd Ct of App Dist, PI 4

Vote For 1

	TOTAL	VOTE %		Absentee	Early Voting	Election Day
Wade Birdwell	194	68.31%		3	76	115

Pct. 3

REP Justice, 2nd Ct of App Dist, PI 5

Vote For 1

	TOTAL	VOTE %		Absentee	Early Voting	Election Day
Dabney Bassel	195	68.66%		3	76	116

REP Justice, 2nd Ct of App Dist, PI 6

Vote For 1

	TOTAL	VOTE %		Absentee	Early Voting	Election Day
Mike Wallach	197	69.37%		3	79	115

REP Dist Judge, 235th Judicial Dist

Vote For 1

	TOTAL	VOTE %		Absentee	Early Voting	Election Day
Janelle M. Haverkamp	232	81.69%		5	94	133

REP Dist Attorney, 235th Judicial Dist

Vote For 1

	TOTAL	VOTE %		Absentee	Early Voting	Election Day
John Warren	212	74.65%		4	86	122

REP County Attorney

Vote For 1

	TOTAL	VOTE %		Absentee	Early Voting	Election Day
Ed Zielinski	227	79.93%		5	89	133

REP Sheriff

Vote For 1

	TOTAL	VOTE %		Absentee	Early Voting	Election Day
Ray Sappington	234	82.39%		5	92	137

REP County Tax Assessor-Collector

Vote For 1

	TOTAL	VOTE %		Absentee	Early Voting	Election Day
Brandy Ann Carr	233	82.04%		5	96	132

REP County Commissioner Pct 3

Vote For 1

	TOTAL	VOTE %		Absentee	Early Voting	Election Day
Adam Paul Arendt	143	50.35%		5	65	73
Adrian Anderle	134	47.18%		2	40	92

REP Constable Pct 2

Vote For 1

	TOTAL	VOTE %		Absentee	Early Voting	Election Day
Chuck Owen	206	72.54%		4	81	121

Pct. 3

REP County Chair

Vote For 1

	TOTAL	VOTE %		Absentee	Early Voting	Election Day
Chris McNamara	208	73.24%		3	82	123

REP Proposition 1

Vote For 1

	TOTAL	VOTE %		Absentee	Early Voting	Election Day
YES	206	72.54%		6	80	120
NO	59	20.77%		1	25	33

REP Proposition 2

Vote For 1

	TOTAL	VOTE %		Absentee	Early Voting	Election Day
YES	263	92.61%		7	104	152
NO	14	4.93%		0	6	8

REP Proposition 3

Vote For 1

	TOTAL	VOTE %		Absentee	Early Voting	Election Day
YES	244	85.92%		7	99	138
NO	27	9.51%		0	10	17

REP Proposition 4

Vote For 1

	TOTAL	VOTE %		Absentee	Early Voting	Election Day
YES	243	85.56%		7	95	141
NO	28	9.86%		0	14	14

REP Proposition 5

Vote For 1

	TOTAL	VOTE %		Absentee	Early Voting	Election Day
YES	224	78.87%		7	92	125
NO	41	14.44%		0	16	25

REP Proposition 6

Vote For 1

	TOTAL	VOTE %		Absentee	Early Voting	Election Day
YES	223	78.52%		5	89	129
NO	40	14.08%		2	17	21

REP Proposition 7

Vote For 1

	TOTAL	VOTE %		Absentee	Early Voting	Election Day
YES	189	66.55%		6	73	110
NO	51	17.96%		1	23	27

Pct. 3

REP Proposition 8

Vote For 1

	TOTAL	VOTE %		Absentee	Early Voting	Election Day
YES	253	89.08%		7	99	147
NO	15	5.28%		0	9	6

REP Proposition 9

Vote For 1

	TOTAL	VOTE %		Absentee	Early Voting	Election Day
YES	202	71.13%		6	75	121
NO	63	22.18%		1	32	30

REP Proposition 10

Vote For 1

	TOTAL	VOTE %		Absentee	Early Voting	Election Day
YES	239	84.15%		7	92	140
NO	26	9.15%		0	13	13

REP Proposition 11

Vote For 1

	TOTAL	VOTE %		Absentee	Early Voting	Election Day
YES	186	65.49%		6	77	103
NO	82	28.87%		1	28	53

REP Proposition 12

Vote For 1

	TOTAL	VOTE %		Absentee	Early Voting	Election Day
YES	266	93.66%		7	104	155
NO	9	3.17%		0	5	4

REP Proposition 13

Vote For 1

	TOTAL	VOTE %		Absentee	Early Voting	Election Day
YES	268	94.37%		7	106	155
NO	5	1.76%		0	3	2

DEM President

Vote For 1

	TOTAL	VOTE %		Absentee	Early Voting	Election Day
Star Locke	0	0.00%		0	0	0
Cenk Uygur	1	14.29%		0	0	1
Armando "Mando" Perez-Serrato	0	0.00%		0	0	0
Dean Phillips	1	14.29%		0	1	0
Gabriel A. Cornejo	0	0.00%		0	0	0
Marianne Williamson	1	14.29%		0	0	1
Joseph R. Biden Jr.	4	57.14%		0	1	3
Frankie Lozada	0	0.00%		0	0	0

Pct. 3

DEM US Senator

Vote For 1

	TOTAL	VOTE %	Absentee	Early Voting	Election Day
Steven J. Keough	1	14.29%	0	0	1
Meri Gomez	0	0.00%	0	0	0
Heli Rodriguez Prilliman	0	0.00%	0	0	0
Colin Allred	6	85.71%	0	2	4
Thierry Tchenko	0	0.00%	0	0	0
Roland Gutierrez	0	0.00%	0	0	0
Mark Gonzalez	0	0.00%	0	0	0
Carl Oscar Sherman	0	0.00%	0	0	0
A. "Robert" Hassan	0	0.00%	0	0	0

DEM US Representative, Dist 26

Vote For 1

	TOTAL	VOTE %	Absentee	Early Voting	Election Day
Ernest R. Lineberger III	4	57.14%	0	2	2

DEM Railroad Commissioner

Vote For 1

	TOTAL	VOTE %	Absentee	Early Voting	Election Day
Katherine Culbert	4	57.14%	0	1	3
Bill Burch	3	42.86%	0	1	2

DEM Justice, Supreme Court, PI 2

Vote For 1

	TOTAL	VOTE %	Absentee	Early Voting	Election Day
Randy Sarosdy	1	14.29%	0	1	0
DaSean Jones	6	85.71%	0	1	5

DEM Justice, Supreme Court, PI 4

Vote For 1

	TOTAL	VOTE %	Absentee	Early Voting	Election Day
Christine Vinh Weems	6	85.71%	0	2	4

DEM Justice, Supreme Court, PI 6

Vote For 1

	TOTAL	VOTE %	Absentee	Early Voting	Election Day
Joe Pool	2	28.57%	0	1	1
Bonnie Lee Goldstein	5	71.43%	0	1	4

DEM Presiding Judge, Ct of Crim App


Vote For 1

	TOTAL	VOTE %	Absentee	Early Voting	Election Day
Holly Taylor	6	85.71%	0	2	4

Pct. 3


DEM Judge, Ct of Crim App, PI 7

Vote For 1

	TOTAL	VOTE %		Absentee	Early Voting	Election Day
Nancy Mulder	6	85.71%		0	2	4


DEM Judge, Ct of Crim App, PI 8

Vote For 1

	TOTAL	VOTE %		Absentee	Early Voting	Election Day
Chika Anyiam	5	71.43%		0	2	3


DEM Member, State BoE, Dist 12

Vote For 1

	TOTAL	VOTE %		Absentee	Early Voting	Election Day
George King	5	71.43%		0	2	3


DEM State Senator, Dist 30

Vote For 1

	TOTAL	VOTE %		Absentee	Early Voting	Election Day
Michael Braxton	1	14.29%		0	0	1
Dale Frey	5	71.43%		0	2	3
Matthew McGhee	0	0.00%		0	0	0


DEM State Representative, Dist 68

Vote For 1

	TOTAL	VOTE %		Absentee	Early Voting	Election Day
Stacey Swann	6	85.71%		0	2	4


DEM Dist Judge, 235th Judicial Dist

Vote For 1

	TOTAL	VOTE %		Absentee	Early Voting	Election Day
Emmanuel Albarado	5	71.43%		0	2	3

DEM County Chair

Vote For 1

	TOTAL	VOTE %		Absentee	Early Voting	Election Day
Sherman Moore	6	85.71%		0	2	4

Pct. 4

Statistics

	TOTAL	Absentee	Early Voting	Election Day
Registered Voters - Total	397			
Registered Voters - Republican Party	0			
Registered Voters - Democratic Party	0			
Registered Voters - NONPARTISAN	397			
Ballots Cast - Total	113	1	53	59
Ballots Cast - Republican Party	106	1	49	56
Ballots Cast - Democratic Party	7	0	4	3
Ballots Cast - NONPARTISAN	0	0	0	0
Ballots Cast - Blank	0	0	0	0
Voter Turnout - Total	28.46%			
Voter Turnout - Republican Party	0.00%			
Voter Turnout - Democratic Party	0.00%			
Voter Turnout - NONPARTISAN	0.00%			

REP President

Vote For 1

	TOTAL	VOTE %	Absentee	Early Voting	Election Day
Ryan L. Binkley	0	0.00%	0	0	0
Chris Christie	1	0.94%	0	0	1
Vivek Ramaswamy	1	0.94%	0	0	1
Ron DeSantis	2	1.89%	0	0	2
Nikki Haley	15	14.15%	1	8	6
Asa Hutchinson	0	0.00%	0	0	0
David Stuckenberg	0	0.00%	0	0	0
Donald J. Trump	82	77.36%	0	39	43
Uncommitted	5	4.72%	0	2	3

REP US Senator

Vote For 1

	TOTAL	VOTE %	Absentee	Early Voting	Election Day
R E (Rufus) Lopez	5	4.72%	0	2	3
Holland "Redd" Gibson	2	1.89%	0	1	1
Ted Cruz	90	84.91%	1	41	48

Pct. 4

REP US Representative, Dist 26

Vote For 1

	TOTAL	VOTE %	Absentee	Early Voting	Election Day
Jason Kergosien	3	2.83%	0	1	2
Burt Thakur	0	0.00%	0	0	0
Scott Armev	13	12.26%	0	8	5
John Huffman	9	8.49%	0	4	5
Vlad De Franceschi	0	0.00%	0	0	0
Luisa Del Rosal	7	6.60%	1	5	1
Joel A Krause	2	1.89%	0	2	0
Neena Biswas	0	0.00%	0	0	0
Brandon Gill	55	51.89%	0	22	33
Doug Robison	5	4.72%	0	2	3
Mark "Big Rut" Rutledge	2	1.89%	0	2	0

REP Railroad Commissioner

Vote For 1

	TOTAL	VOTE %	Absentee	Early Voting	Election Day
Corey Howell	9	8.49%	0	4	5
Christie Clark	18	16.98%	0	10	8
James "Jim" Matlock	23	21.70%	0	12	11
Petra Reyes	1	0.94%	0	1	0
Christi Craddick	32	30.19%	1	14	17

REP Justice, Supreme Court, PI 2

Vote For 1

	TOTAL	VOTE %	Absentee	Early Voting	Election Day
Jimmy Blacklock	77	72.64%	1	37	39

REP Justice, Supreme Court, PI 4

Vote For 1

	TOTAL	VOTE %	Absentee	Early Voting	Election Day
Brian Walker	47	44.34%	0	27	20
John Devine	34	32.08%	1	13	20

REP Justice, Supreme Court, PI 6

Vote For 1

	TOTAL	VOTE %	Absentee	Early Voting	Election Day
Jane Bland	76	71.70%	1	37	38

REP Presiding Judge, Ct of Crim App

Vote For 1

	TOTAL	VOTE %	Absentee	Early Voting	Election Day
Sharon Keller	39	36.79%	0	22	17
David J. Schenck	40	37.74%	0	19	21

Pct. 4

REP Judge, Ct of Crim App, PI 7

Vote For 1

	TOTAL	VOTE %		Absentee	Early Voting	Election Day
Barbara Parker Hervey	26	24.53%		0	14	12
Gina Parker	52	49.06%		0	25	27

REP Judge, Ct of Crim App, PI 8

Vote For 1

	TOTAL	VOTE %		Absentee	Early Voting	Election Day
Michelle Slaughter	38	35.85%		0	18	20
Lee Finley	40	37.74%		0	21	19

REP Member, State BoE, Dist 12

Vote For 1

	TOTAL	VOTE %		Absentee	Early Voting	Election Day
Pam Little	37	34.91%		0	18	19
Jamie Kohlmann	11	10.38%		0	6	5
Chad Green	16	15.09%		0	10	6
Matt Rostami	15	14.15%		0	7	8

REP State Senator, Dist 30

Vote For 1

	TOTAL	VOTE %		Absentee	Early Voting	Election Day
Jace Yarbrough	35	33.02%		0	21	14
Brent Hagenbuch	23	21.70%		0	10	13
Carrie De Moor	11	10.38%		0	6	5
Cody Clark	15	14.15%		0	6	9

REP State Representative, Dist 68

Vote For 1

	TOTAL	VOTE %		Absentee	Early Voting	Election Day
David Spiller	62	58.49%		1	34	27
Kerri Kingsbery	34	32.08%		0	14	20

REP Chief Justice, 2nd Ct of App Dist

Vote For 1

	TOTAL	VOTE %		Absentee	Early Voting	Election Day
Bonnie Sudderth	72	67.92%		1	35	36

REP Justice, 2nd Ct of App Dist, PI 4

Vote For 1

	TOTAL	VOTE %		Absentee	Early Voting	Election Day
Wade Birdwell	72	67.92%		1	36	35

Pct. 4

REP Justice, 2nd Ct of App Dist, PI 5

Vote For 1

	TOTAL	VOTE %		Absentee	Early Voting	Election Day
Dabney Bassel	72	67.92%		1	37	34

REP Justice, 2nd Ct of App Dist, PI 6

Vote For 1

	TOTAL	VOTE %		Absentee	Early Voting	Election Day
Mike Wallach	78	73.58%		1	37	40

REP Dist Judge, 235th Judicial Dist

Vote For 1

	TOTAL	VOTE %		Absentee	Early Voting	Election Day
Janelle M. Haverkamp	83	78.30%		1	39	43

REP Dist Attorney, 235th Judicial Dist

Vote For 1

	TOTAL	VOTE %		Absentee	Early Voting	Election Day
John Warren	78	73.58%		1	39	38

REP County Attorney

Vote For 1

	TOTAL	VOTE %		Absentee	Early Voting	Election Day
Ed Zielinski	85	80.19%		1	42	42

REP Sheriff

Vote For 1

	TOTAL	VOTE %		Absentee	Early Voting	Election Day
Ray Sappington	85	80.19%		1	42	42

REP County Tax Assessor-Collector

Vote For 1

	TOTAL	VOTE %		Absentee	Early Voting	Election Day
Brandy Ann Carr	89	83.96%		1	45	43

REP County Commissioner Pct 1

Vote For 1

	TOTAL	VOTE %		Absentee	Early Voting	Election Day
Casey Fain	18	16.98%		0	3	15
Dax West	38	35.85%		0	18	20
Gary Hollowell	36	33.96%		1	21	14
Phil Elmore	9	8.49%		0	5	4

REP Constable Pct 1

Vote For 1

	TOTAL	VOTE %		Absentee	Early Voting	Election Day
Mark Westbrook	85	80.19%		1	43	41

Pct. 4

REP County Chair

Vote For 1

	TOTAL	VOTE %		Absentee	Early Voting	Election Day
Chris McNamara	80	75.47%		1	41	38

REP Proposition 1

Vote For 1

	TOTAL	VOTE %		Absentee	Early Voting	Election Day
YES	84	79.25%		0	37	47
NO	19	17.92%		1	9	9

REP Proposition 2

Vote For 1

	TOTAL	VOTE %		Absentee	Early Voting	Election Day
YES	98	92.45%		0	46	52
NO	7	6.60%		0	3	4

REP Proposition 3

Vote For 1

	TOTAL	VOTE %		Absentee	Early Voting	Election Day
YES	92	86.79%		0	46	46
NO	13	12.26%		0	3	10

REP Proposition 4

Vote For 1

	TOTAL	VOTE %		Absentee	Early Voting	Election Day
YES	95	89.62%		1	45	49
NO	11	10.38%		0	4	7

REP Proposition 5

Vote For 1

	TOTAL	VOTE %		Absentee	Early Voting	Election Day
YES	89	83.96%		0	42	47
NO	13	12.26%		0	4	9

REP Proposition 6

Vote For 1

	TOTAL	VOTE %		Absentee	Early Voting	Election Day
YES	86	81.13%		0	41	45
NO	17	16.04%		0	7	10

REP Proposition 7

Vote For 1

	TOTAL	VOTE %		Absentee	Early Voting	Election Day
YES	66	62.26%		0	30	36
NO	26	24.53%		0	10	16

Pct. 4

REP Proposition 8

Vote For 1

	TOTAL	VOTE %		Absentee	Early Voting	Election Day
YES	92	86.79%		0	43	49
NO	7	6.60%		1	2	4

REP Proposition 9

Vote For 1

	TOTAL	VOTE %		Absentee	Early Voting	Election Day
YES	74	69.81%		1	31	42
NO	27	25.47%		0	14	13

REP Proposition 10

Vote For 1

	TOTAL	VOTE %		Absentee	Early Voting	Election Day
YES	89	83.96%		0	41	48
NO	12	11.32%		0	6	6

REP Proposition 11

Vote For 1

	TOTAL	VOTE %		Absentee	Early Voting	Election Day
YES	76	71.70%		0	36	40
NO	24	22.64%		0	11	13

REP Proposition 12

Vote For 1

	TOTAL	VOTE %		Absentee	Early Voting	Election Day
YES	99	93.40%		0	47	52
NO	6	5.66%		0	2	4

REP Proposition 13

Vote For 1

	TOTAL	VOTE %		Absentee	Early Voting	Election Day
YES	100	94.34%		0	48	52
NO	5	4.72%		0	1	4

DEM President

Vote For 1

	TOTAL	VOTE %		Absentee	Early Voting	Election Day
Star Locke	0	0.00%		0	0	0
Cenk Uygur	0	0.00%		0	0	0
Armando "Mando" Perez-Serrato	0	0.00%		0	0	0
Dean Phillips	0	0.00%		0	0	0
Gabriel A. Cornejo	0	0.00%		0	0	0
Marianne Williamson	0	0.00%		0	0	0
Joseph R. Biden Jr.	7	100.00%		0	4	3
Frankie Lozada	0	0.00%		0	0	0

Pct. 4

DEM US Senator

Vote For 1

	TOTAL	VOTE %		Absentee	Early Voting	Election Day
Steven J. Keough	0	0.00%	<div style="width: 0%;"></div>	0	0	0
Meri Gomez	0	0.00%	<div style="width: 0%;"></div>	0	0	0
Heli Rodriguez Prilliman	0	0.00%	<div style="width: 0%;"></div>	0	0	0
Colin Allred	5	71.43%	<div style="width: 71.43%;"></div>	0	3	2
Thierry Tchenko	0	0.00%	<div style="width: 0%;"></div>	0	0	0
Roland Gutierrez	1	14.29%	<div style="width: 14.29%;"></div>	0	1	0
Mark Gonzalez	0	0.00%	<div style="width: 0%;"></div>	0	0	0
Carl Oscar Sherman	0	0.00%	<div style="width: 0%;"></div>	0	0	0
A. "Robert" Hassan	0	0.00%	<div style="width: 0%;"></div>	0	0	0

DEM US Representative, Dist 26

Vote For 1

	TOTAL	VOTE %		Absentee	Early Voting	Election Day
Ernest R. Lineberger III	5	71.43%	<div style="width: 71.43%;"></div>	0	4	1

DEM Railroad Commissioner

Vote For 1

	TOTAL	VOTE %		Absentee	Early Voting	Election Day
Katherine Culbert	3	42.86%	<div style="width: 42.86%;"></div>	0	2	1
Bill Burch	2	28.57%	<div style="width: 28.57%;"></div>	0	1	1

DEM Justice, Supreme Court, PI 2

Vote For 1

	TOTAL	VOTE %		Absentee	Early Voting	Election Day
Randy Sarosdy	2	28.57%	<div style="width: 28.57%;"></div>	0	0	2
DaSean Jones	3	42.86%	<div style="width: 42.86%;"></div>	0	3	0

DEM Justice, Supreme Court, PI 4

Vote For 1

	TOTAL	VOTE %		Absentee	Early Voting	Election Day
Christine Vinh Weems	7	100.00%	<div style="width: 100%;"></div>	0	4	3

DEM Justice, Supreme Court, PI 6

Vote For 1

	TOTAL	VOTE %		Absentee	Early Voting	Election Day
Joe Pool	0	0.00%	<div style="width: 0%;"></div>	0	0	0
Bonnie Lee Goldstein	6	85.71%	<div style="width: 85.71%;"></div>	0	3	3

DEM Presiding Judge, Ct of Crim App

Vote For 1

	TOTAL	VOTE %		Absentee	Early Voting	Election Day
Holly Taylor	6	85.71%	<div style="width: 85.71%;"></div>	0	3	3

Pct. 4

DEM Judge, Ct of Crim App, PI 7

Vote For 1

	TOTAL	VOTE %		Absentee	Early Voting	Election Day
Nancy Mulder	7	100.00%		0	4	3

DEM Judge, Ct of Crim App, PI 8

Vote For 1

	TOTAL	VOTE %		Absentee	Early Voting	Election Day
Chika Anyiam	6	85.71%		0	4	2

DEM Member, State BoE, Dist 12

Vote For 1

	TOTAL	VOTE %		Absentee	Early Voting	Election Day
George King	6	85.71%		0	4	2

DEM State Senator, Dist 30

Vote For 1

	TOTAL	VOTE %		Absentee	Early Voting	Election Day
Michael Braxton	1	14.29%		0	0	1
Dale Frey	1	14.29%		0	0	1
Matthew McGhee	4	57.14%		0	3	1

DEM State Representative, Dist 68

Vote For 1

	TOTAL	VOTE %		Absentee	Early Voting	Election Day
Stacey Swann	6	85.71%		0	3	3

DEM Dist Judge, 235th Judicial Dist

Vote For 1

	TOTAL	VOTE %		Absentee	Early Voting	Election Day
Emmanuel Albarado	4	57.14%		0	2	2

DEM County Chair

Vote For 1

	TOTAL	VOTE %		Absentee	Early Voting	Election Day
Sherman Moore	6	85.71%		0	4	2

Pct. 4C

Statistics

	TOTAL	Absentee	Early Voting	Election Day
Registered Voters - Total	2,540			
Registered Voters - Republican Party	0			
Registered Voters - Democratic Party	0			
Registered Voters - NONPARTISAN	2,540			
Ballots Cast - Total	565	16	218	331
Ballots Cast - Republican Party	506	13	198	295
Ballots Cast - Democratic Party	59	3	20	36
Ballots Cast - NONPARTISAN	0	0	0	0
Ballots Cast - Blank	0	0	0	0
Voter Turnout - Total	22.24%			
Voter Turnout - Republican Party	0.00%			
Voter Turnout - Democratic Party	0.00%			
Voter Turnout - NONPARTISAN	0.00%			

REP President

Vote For 1

	TOTAL	VOTE %	Absentee	Early Voting	Election Day
Ryan L. Binkley	0	0.00%	0	0	0
Chris Christie	0	0.00%	0	0	0
Vivek Ramaswamy	2	0.40%	0	2	0
Ron DeSantis	8	1.58%	0	5	3
Nikki Haley	51	10.08%	2	24	25
Asa Hutchinson	3	0.59%	0	3	0
David Stuckenberg	0	0.00%	0	0	0
Donald J. Trump	426	84.19%	11	161	254
Uncommitted	15	2.96%	0	2	13

REP US Senator

Vote For 1

	TOTAL	VOTE %	Absentee	Early Voting	Election Day
R E (Rufus) Lopez	13	2.57%	0	5	8
Holland "Redd" Gibson	25	4.94%	0	15	10
Ted Cruz	430	84.98%	13	163	254

Pct. 4C

REP US Representative, Dist 26

Vote For 1

	TOTAL	VOTE %	Absentee	Early Voting	Election Day
Jason Kergosien	3	0.59%	0	1	2
Burt Thakur	6	1.19%	0	2	4
Scott Armev	66	13.04%	2	38	26
John Huffman	54	10.67%	1	23	30
Vlad De Franceschi	2	0.40%	0	1	1
Luisa Del Rosal	2	0.40%	0	0	2
Joel A Krause	4	0.79%	0	1	3
Neena Biswas	7	1.38%	0	3	4
Brandon Gill	265	52.37%	6	94	165
Doug Robison	43	8.50%	4	19	20
Mark "Big Rut" Rutledge	13	2.57%	0	6	7

REP Railroad Commissioner

Vote For 1

	TOTAL	VOTE %	Absentee	Early Voting	Election Day
Corey Howell	62	12.25%	1	28	33
Christie Clark	53	10.47%	0	24	29
James "Jim" Matlock	114	22.53%	3	42	69
Petra Reyes	10	1.98%	0	5	5
Christi Craddick	154	30.43%	7	63	84

REP Justice, Supreme Court, PI 2

Vote For 1

	TOTAL	VOTE %	Absentee	Early Voting	Election Day
Jimmy Blacklock	386	76.28%	10	148	228

REP Justice, Supreme Court, PI 4

Vote For 1

	TOTAL	VOTE %	Absentee	Early Voting	Election Day
Brian Walker	247	48.81%	9	106	132
John Devine	152	30.04%	3	54	95

REP Justice, Supreme Court, PI 6

Vote For 1

	TOTAL	VOTE %	Absentee	Early Voting	Election Day
Jane Bland	378	74.70%	10	146	222

REP Presiding Judge, Ct of Crim App

Vote For 1

	TOTAL	VOTE %	Absentee	Early Voting	Election Day
Sharon Keller	183	36.17%	4	82	97
David J. Schenck	222	43.87%	7	77	138

Pct. 4C

REP Judge, Ct of Crim App, PI 7

Vote For 1

	TOTAL	VOTE %		Absentee	Early Voting	Election Day
Barbara Parker Hervey	149	29.45%		6	63	80
Gina Parker	239	47.23%		5	87	147

REP Judge, Ct of Crim App, PI 8

Vote For 1

	TOTAL	VOTE %		Absentee	Early Voting	Election Day
Michelle Slaughter	193	38.14%		8	76	109
Lee Finley	190	37.55%		3	74	113

REP Member, State BoE, Dist 12

Vote For 1

	TOTAL	VOTE %		Absentee	Early Voting	Election Day
Pam Little	217	42.89%		7	73	137
Jamie Kohlmann	75	14.82%		3	31	41
Chad Green	68	13.44%		1	36	31
Matt Rostami	39	7.71%		1	15	23

REP State Senator, Dist 30

Vote For 1

	TOTAL	VOTE %		Absentee	Early Voting	Election Day
Jace Yarbrough	158	31.23%		3	55	100
Brent Hagenbuch	137	27.08%		4	56	77
Carrie De Moor	65	12.85%		2	23	40
Cody Clark	56	11.07%		3	26	27

REP State Representative, Dist 68

Vote For 1

	TOTAL	VOTE %		Absentee	Early Voting	Election Day
David Spiller	328	64.82%		9	135	184
Kerri Kingsbery	132	26.09%		4	50	78

REP Chief Justice, 2nd Ct of App Dist

Vote For 1

	TOTAL	VOTE %		Absentee	Early Voting	Election Day
Bonnie Sudderth	353	69.76%		10	138	205

REP Justice, 2nd Ct of App Dist, PI 4

Vote For 1

	TOTAL	VOTE %		Absentee	Early Voting	Election Day
Wade Birdwell	356	70.36%		10	141	205

Pct. 4C

REP Justice, 2nd Ct of App Dist, PI 5

Vote For 1

	TOTAL	VOTE %		Absentee	Early Voting	Election Day
Dabney Bassel	352	69.57%		10	138	204

REP Justice, 2nd Ct of App Dist, PI 6

Vote For 1

	TOTAL	VOTE %		Absentee	Early Voting	Election Day
Mike Wallach	348	68.77%		10	133	205

REP Dist Judge, 235th Judicial Dist

Vote For 1

	TOTAL	VOTE %		Absentee	Early Voting	Election Day
Janelle M. Haverkamp	389	76.88%		9	161	219

REP Dist Attorney, 235th Judicial Dist

Vote For 1

	TOTAL	VOTE %		Absentee	Early Voting	Election Day
John Warren	381	75.30%		10	147	224

REP County Attorney

Vote For 1

	TOTAL	VOTE %		Absentee	Early Voting	Election Day
Ed Zielinski	385	76.09%		11	155	219

REP Sheriff

Vote For 1

	TOTAL	VOTE %		Absentee	Early Voting	Election Day
Ray Sappington	404	79.84%		11	164	229

REP County Tax Assessor-Collector

Vote For 1

	TOTAL	VOTE %		Absentee	Early Voting	Election Day
Brandy Ann Carr	402	79.45%		11	164	227

REP County Commissioner Pct 1

Vote For 1

	TOTAL	VOTE %		Absentee	Early Voting	Election Day
Casey Fain	111	21.94%		1	35	75
Dax West	130	25.69%		3	43	84
Gary Hollowell	196	38.74%		9	95	92
Phil Elmore	24	4.74%		0	12	12

REP Constable Pct 1

Vote For 1

	TOTAL	VOTE %		Absentee	Early Voting	Election Day
Mark Westbrook	393	77.67%		10	158	225

Pct. 4C

REP County Chair

Vote For 1

	TOTAL	VOTE %		Absentee	Early Voting	Election Day
Chris McNamara	374	73.91%		10	148	216

REP Proposition 1

Vote For 1

	TOTAL	VOTE %		Absentee	Early Voting	Election Day
YES	411	81.23%		10	157	244
NO	75	14.82%		3	35	37

REP Proposition 2

Vote For 1

	TOTAL	VOTE %		Absentee	Early Voting	Election Day
YES	474	93.68%		13	184	277
NO	13	2.57%		0	8	5

REP Proposition 3

Vote For 1

	TOTAL	VOTE %		Absentee	Early Voting	Election Day
YES	456	90.12%		11	183	262
NO	28	5.53%		1	8	19

REP Proposition 4

Vote For 1

	TOTAL	VOTE %		Absentee	Early Voting	Election Day
YES	444	87.75%		11	177	256
NO	40	7.91%		1	16	23

REP Proposition 5

Vote For 1

	TOTAL	VOTE %		Absentee	Early Voting	Election Day
YES	425	83.99%		13	175	237
NO	58	11.46%		0	16	42

REP Proposition 6

Vote For 1

	TOTAL	VOTE %		Absentee	Early Voting	Election Day
YES	415	82.02%		12	166	237
NO	62	12.25%		0	25	37

REP Proposition 7

Vote For 1

	TOTAL	VOTE %		Absentee	Early Voting	Election Day
YES	361	71.34%		11	129	221
NO	86	17.00%		2	46	38

Pct. 4C

REP Proposition 8

Vote For 1

	TOTAL	VOTE %	Absentee	Early Voting	Election Day
YES	448	88.54%	12	171	265
NO	34	6.72%	1	20	13

REP Proposition 9

Vote For 1

	TOTAL	VOTE %	Absentee	Early Voting	Election Day
YES	364	71.94%	12	144	208
NO	110	21.74%	0	46	64

REP Proposition 10

Vote For 1

	TOTAL	VOTE %	Absentee	Early Voting	Election Day
YES	448	88.54%	12	172	264
NO	29	5.73%	1	16	12

REP Proposition 11

Vote For 1

	TOTAL	VOTE %	Absentee	Early Voting	Election Day
YES	409	80.83%	12	153	244
NO	79	15.61%	1	43	35

REP Proposition 12

Vote For 1

	TOTAL	VOTE %	Absentee	Early Voting	Election Day
YES	484	95.65%	13	190	281
NO	7	1.38%	0	4	3

REP Proposition 13

Vote For 1

	TOTAL	VOTE %	Absentee	Early Voting	Election Day
YES	483	95.45%	13	190	280
NO	8	1.58%	0	4	4

DEM President

Vote For 1

	TOTAL	VOTE %	Absentee	Early Voting	Election Day
Star Locke	1	1.69%	0	1	0
Cenk Uygur	0	0.00%	0	0	0
Armando "Mando" Perez-Serrato	1	1.69%	0	1	0
Dean Phillips	2	3.39%	0	1	1
Gabriel A. Cornejo	1	1.69%	0	1	0
Marianne Williamson	1	1.69%	0	1	0
Joseph R. Biden Jr.	49	83.05%	3	14	32
Frankie Lozada	0	0.00%	0	0	0

Pct. 4C

DEM US Senator

Vote For 1

	TOTAL	VOTE %	Absentee	Early Voting	Election Day
Steven J. Keough	1	1.69%	0	0	1
Meri Gomez	4	6.78%	0	4	0
Heli Rodriguez Prilliman	1	1.69%	0	0	1
Colin Allred	42	71.19%	2	12	28
Thierry Tchenko	0	0.00%	0	0	0
Roland Gutierrez	3	5.08%	0	0	3
Mark Gonzalez	0	0.00%	0	0	0
Carl Oscar Sherman	1	1.69%	0	1	0
A. "Robert" Hassan	0	0.00%	0	0	0

DEM US Representative, Dist 26

Vote For 1

	TOTAL	VOTE %	Absentee	Early Voting	Election Day
Ernest R. Lineberger III	36	61.02%	1	12	23

DEM Railroad Commissioner

Vote For 1

	TOTAL	VOTE %	Absentee	Early Voting	Election Day
Katherine Culbert	37	62.71%	1	14	22
Bill Burch	14	23.73%	1	3	10

DEM Justice, Supreme Court, PI 2

Vote For 1

	TOTAL	VOTE %	Absentee	Early Voting	Election Day
Randy Sarosdy	19	32.20%	1	4	14
DaSean Jones	33	55.93%	1	13	19

DEM Justice, Supreme Court, PI 4

Vote For 1

	TOTAL	VOTE %	Absentee	Early Voting	Election Day
Christine Vinh Weems	45	76.27%	1	16	28

DEM Justice, Supreme Court, PI 6

Vote For 1

	TOTAL	VOTE %	Absentee	Early Voting	Election Day
Joe Pool	16	27.12%	0	2	14
Bonnie Lee Goldstein	35	59.32%	2	14	19

DEM Presiding Judge, Ct of Crim App


Vote For 1

	TOTAL	VOTE %	Absentee	Early Voting	Election Day
Holly Taylor	45	76.27%	1	16	28

Pct. 4C


DEM Judge, Ct of Crim App, PI 7

Vote For 1

	TOTAL	VOTE %		Absentee	Early Voting	Election Day
Nancy Mulder	44	74.58%		1	15	28


DEM Judge, Ct of Crim App, PI 8

Vote For 1

	TOTAL	VOTE %		Absentee	Early Voting	Election Day
Chika Anyiam	46	77.97%		1	17	28


DEM Member, State BoE, Dist 12

Vote For 1

	TOTAL	VOTE %		Absentee	Early Voting	Election Day
George King	45	76.27%		1	15	29


DEM State Senator, Dist 30

Vote For 1

	TOTAL	VOTE %		Absentee	Early Voting	Election Day
Michael Braxton	15	25.42%		1	4	10
Dale Frey	19	32.20%		1	5	13
Matthew McGhee	15	25.42%		0	8	7


DEM State Representative, Dist 68

Vote For 1

	TOTAL	VOTE %		Absentee	Early Voting	Election Day
Stacey Swann	44	74.58%		1	15	28


DEM Dist Judge, 235th Judicial Dist

Vote For 1

	TOTAL	VOTE %		Absentee	Early Voting	Election Day
Emmanuel Albarado	44	74.58%		1	15	28

DEM County Chair

Vote For 1

	TOTAL	VOTE %		Absentee	Early Voting	Election Day
Sherman Moore	49	83.05%		1	16	32

Pct. 6

Statistics	TOTAL	Absentee	Early Voting	Election Day
Registered Voters - Total	2,418			
Registered Voters - Republican Party	0			
Registered Voters - Democratic Party	0			
Registered Voters - NONPARTISAN	2,418			
Ballots Cast - Total	818	18	235	565
Ballots Cast - Republican Party	788	14	223	551
Ballots Cast - Democratic Party	30	4	12	14
Ballots Cast - NONPARTISAN	0	0	0	0
Ballots Cast - Blank	0	0	0	0
Voter Turnout - Total	33.83%			
Voter Turnout - Republican Party	0.00%			
Voter Turnout - Democratic Party	0.00%			
Voter Turnout - NONPARTISAN	0.00%			

REP President

Vote For 1

	TOTAL	VOTE %	Absentee	Early Voting	Election Day
Ryan L. Binkley	0	0.00%	0	0	0
Chris Christie	2	0.25%	0	0	2
Vivek Ramaswamy	1	0.13%	0	0	1
Ron DeSantis	9	1.14%	0	2	7
Nikki Haley	74	9.39%	1	34	39
Asa Hutchinson	1	0.13%	0	1	0
David Stuckenberg	1	0.13%	0	1	0
Donald J. Trump	672	85.28%	13	176	483
Uncommitted	17	2.16%	0	7	10

REP US Senator

Vote For 1

	TOTAL	VOTE %	Absentee	Early Voting	Election Day
R E (Rufus) Lopez	22	2.79%	0	13	9
Holland "Redd" Gibson	26	3.30%	1	6	19
Ted Cruz	676	85.79%	13	188	475

Pct. 6

REP US Representative, Dist 26

Vote For 1

	TOTAL	VOTE %	Absentee	Early Voting	Election Day
Jason Kergosien	15	1.90%	1	3	11
Burt Thakur	5	0.63%	0	3	2
Scott Armev	71	9.01%	1	33	37
John Huffman	61	7.74%	2	20	39
Vlad De Franceschi	3	0.38%	0	1	2
Luisa Del Rosal	18	2.28%	0	6	12
Joel A Krause	8	1.02%	0	0	8
Neena Biswas	5	0.63%	0	2	3
Brandon Gill	420	53.30%	7	108	305
Doug Robison	43	5.46%	2	19	22
Mark "Big Rut" Rutledge	26	3.30%	0	6	20

REP Railroad Commissioner

Vote For 1

	TOTAL	VOTE %	Absentee	Early Voting	Election Day
Corey Howell	105	13.32%	1	24	80
Christie Clark	86	10.91%	0	32	54
James "Jim" Matlock	174	22.08%	3	47	124
Petra Reyes	20	2.54%	0	3	17
Christi Craddick	199	25.25%	8	69	122

REP Justice, Supreme Court, PI 2

Vote For 1

	TOTAL	VOTE %	Absentee	Early Voting	Election Day
Jimmy Blacklock	541	68.65%	10	161	370

REP Justice, Supreme Court, PI 4

Vote For 1

	TOTAL	VOTE %	Absentee	Early Voting	Election Day
Brian Walker	347	44.04%	9	110	228
John Devine	193	24.49%	1	55	137

REP Justice, Supreme Court, PI 6

Vote For 1

	TOTAL	VOTE %	Absentee	Early Voting	Election Day
Jane Bland	531	67.39%	9	160	362

REP Presiding Judge, Ct of Crim App

Vote For 1

	TOTAL	VOTE %	Absentee	Early Voting	Election Day
Sharon Keller	228	28.93%	2	81	145
David J. Schenck	324	41.12%	7	81	236

Pct. 6

REP Judge, Ct of Crim App, PI 7

Vote For 1

	TOTAL	VOTE %		Absentee	Early Voting	Election Day
Barbara Parker Hervey	198	25.13%		1	53	144
Gina Parker	338	42.89%		7	101	230

REP Judge, Ct of Crim App, PI 8

Vote For 1

	TOTAL	VOTE %		Absentee	Early Voting	Election Day
Michelle Slaughter	246	31.22%		6	79	161
Lee Finley	290	36.80%		2	73	215

REP Member, State BoE, Dist 12

Vote For 1

	TOTAL	VOTE %		Absentee	Early Voting	Election Day
Pam Little	254	32.23%		7	74	173
Jamie Kohlmann	95	12.06%		0	39	56
Chad Green	134	17.01%		4	31	99
Matt Rostami	86	10.91%		0	23	63

REP State Senator, Dist 30

Vote For 1

	TOTAL	VOTE %		Absentee	Early Voting	Election Day
Jace Yarbrough	195	24.75%		3	50	142
Brent Hagenbuch	206	26.14%		6	71	129
Carrie De Moor	73	9.26%		2	23	48
Cody Clark	115	14.59%		0	32	83

REP State Representative, Dist 68

Vote For 1

	TOTAL	VOTE %		Absentee	Early Voting	Election Day
David Spiller	418	53.05%		8	132	278
Kerri Kingsbery	219	27.79%		3	60	156

REP Chief Justice, 2nd Ct of App Dist

Vote For 1

	TOTAL	VOTE %		Absentee	Early Voting	Election Day
Bonnie Sudderth	492	62.44%		8	152	332

REP Justice, 2nd Ct of App Dist, PI 4

Vote For 1

	TOTAL	VOTE %		Absentee	Early Voting	Election Day
Wade Birdwell	490	62.18%		9	151	330

Pct. 6

REP Justice, 2nd Ct of App Dist, PI 5

Vote For 1

	TOTAL	VOTE %		Absentee	Early Voting	Election Day
Dabney Bassel	487	61.80%		8	150	329

REP Justice, 2nd Ct of App Dist, PI 6

Vote For 1

	TOTAL	VOTE %		Absentee	Early Voting	Election Day
Mike Wallach	499	63.32%		9	150	340

REP Dist Judge, 235th Judicial Dist

Vote For 1

	TOTAL	VOTE %		Absentee	Early Voting	Election Day
Janelle M. Haverkamp	540	68.53%		8	165	367

REP Dist Attorney, 235th Judicial Dist

Vote For 1

	TOTAL	VOTE %		Absentee	Early Voting	Election Day
John Warren	532	67.51%		11	162	359

REP County Attorney

Vote For 1

	TOTAL	VOTE %		Absentee	Early Voting	Election Day
Ed Zielinski	547	69.42%		11	168	368

REP Sheriff

Vote For 1

	TOTAL	VOTE %		Absentee	Early Voting	Election Day
Ray Sappington	572	72.59%		10	177	385

REP County Tax Assessor-Collector

Vote For 1

	TOTAL	VOTE %		Absentee	Early Voting	Election Day
Brandy Ann Carr	585	74.24%		10	178	397

REP County Commissioner Pct 1

Vote For 1

	TOTAL	VOTE %		Absentee	Early Voting	Election Day
Casey Fain	54	6.85%		0	16	38
Dax West	350	44.42%		4	83	263
Gary Hollowell	259	32.87%		9	87	163
Phil Elmore	86	10.91%		0	26	60

REP Constable Pct 1

Vote For 1

	TOTAL	VOTE %		Absentee	Early Voting	Election Day
Mark Westbrook	579	73.48%		11	174	394

Pct. 6

REP County Chair

Vote For 1

	TOTAL	VOTE %		Absentee	Early Voting	Election Day
Chris McNamara	537	68.15%		10	164	363

REP Proposition 1

Vote For 1

	TOTAL	VOTE %		Absentee	Early Voting	Election Day
YES	634	80.46%		12	175	447
NO	105	13.32%		1	39	65

REP Proposition 2

Vote For 1

	TOTAL	VOTE %		Absentee	Early Voting	Election Day
YES	725	92.01%		13	205	507
NO	36	4.57%		1	15	20

REP Proposition 3

Vote For 1

	TOTAL	VOTE %		Absentee	Early Voting	Election Day
YES	689	87.44%		14	200	475
NO	58	7.36%		0	17	41

REP Proposition 4

Vote For 1

	TOTAL	VOTE %		Absentee	Early Voting	Election Day
YES	688	87.31%		14	196	478
NO	60	7.61%		0	19	41

REP Proposition 5

Vote For 1

	TOTAL	VOTE %		Absentee	Early Voting	Election Day
YES	683	86.68%		13	197	473
NO	69	8.76%		1	20	48

REP Proposition 6

Vote For 1

	TOTAL	VOTE %		Absentee	Early Voting	Election Day
YES	621	78.81%		13	186	422
NO	114	14.47%		1	29	84

REP Proposition 7

Vote For 1

	TOTAL	VOTE %		Absentee	Early Voting	Election Day
YES	546	69.29%		9	156	381
NO	126	15.99%		3	38	85

Pct. 6

REP Proposition 8

Vote For 1

	TOTAL	VOTE %		Absentee	Early Voting	Election Day
YES	711	90.23%		13	200	498
NO	42	5.33%		1	18	23

REP Proposition 9

Vote For 1

	TOTAL	VOTE %		Absentee	Early Voting	Election Day
YES	534	67.77%		12	150	372
NO	195	24.75%		2	67	126

REP Proposition 10

Vote For 1

	TOTAL	VOTE %		Absentee	Early Voting	Election Day
YES	674	85.53%		13	193	468
NO	53	6.73%		1	19	33

REP Proposition 11

Vote For 1

	TOTAL	VOTE %		Absentee	Early Voting	Election Day
YES	572	72.59%		11	170	391
NO	181	22.97%		3	49	129

REP Proposition 12

Vote For 1

	TOTAL	VOTE %		Absentee	Early Voting	Election Day
YES	746	94.67%		12	212	522
NO	16	2.03%		1	8	7

REP Proposition 13

Vote For 1

	TOTAL	VOTE %		Absentee	Early Voting	Election Day
YES	749	95.05%		13	215	521
NO	13	1.65%		0	4	9

DEM President

Vote For 1

	TOTAL	VOTE %		Absentee	Early Voting	Election Day
Star Locke	1	3.33%		0	1	0
Cenk Uygur	0	0.00%		0	0	0
Armando "Mando" Perez-Serrato	0	0.00%		0	0	0
Dean Phillips	0	0.00%		0	0	0
Gabriel A. Cornejo	0	0.00%		0	0	0
Marianne Williamson	2	6.67%		0	1	1
Joseph R. Biden Jr.	25	83.33%		4	10	11
Frankie Lozada	0	0.00%		0	0	0

Pct. 6

DEM US Senator

Vote For 1

	TOTAL	VOTE %	Absentee	Early Voting	Election Day
Steven J. Keough	3	10.00%	0	0	3
Meri Gomez	0	0.00%	0	0	0
Heli Rodriguez Prilliman	0	0.00%	0	0	0
Colin Allred	23	76.67%	4	9	10
Thierry Tchenko	0	0.00%	0	0	0
Roland Gutierrez	1	3.33%	0	1	0
Mark Gonzalez	2	6.67%	0	1	1
Carl Oscar Sherman	0	0.00%	0	0	0
A. "Robert" Hassan	1	3.33%	0	1	0

DEM US Representative, Dist 26

Vote For 1

	TOTAL	VOTE %	Absentee	Early Voting	Election Day
Ernest R. Lineberger III	23	76.67%	4	9	10

DEM Railroad Commissioner

Vote For 1

	TOTAL	VOTE %	Absentee	Early Voting	Election Day
Katherine Culbert	19	63.33%	2	8	9
Bill Burch	11	36.67%	2	4	5

DEM Justice, Supreme Court, PI 2

Vote For 1

	TOTAL	VOTE %	Absentee	Early Voting	Election Day
Randy Sarosdy	14	46.67%	0	8	6
DaSean Jones	13	43.33%	4	3	6

DEM Justice, Supreme Court, PI 4

Vote For 1

	TOTAL	VOTE %	Absentee	Early Voting	Election Day
Christine Vinh Weems	27	90.00%	4	10	13

DEM Justice, Supreme Court, PI 6

Vote For 1

	TOTAL	VOTE %	Absentee	Early Voting	Election Day
Joe Pool	3	10.00%	0	1	2
Bonnie Lee Goldstein	24	80.00%	4	9	11

DEM Presiding Judge, Ct of Crim App

Vote For 1

	TOTAL	VOTE %	Absentee	Early Voting	Election Day
Holly Taylor	27	90.00%	4	10	13

Pct. 6

DEM Judge, Ct of Crim App, PI 7

Vote For 1

	TOTAL	VOTE %		Absentee	Early Voting	Election Day
Nancy Mulder	26	86.67%		4	10	12

DEM Judge, Ct of Crim App, PI 8

Vote For 1

	TOTAL	VOTE %		Absentee	Early Voting	Election Day
Chika Anyiam	24	80.00%		4	9	11

DEM Member, State BoE, Dist 12

Vote For 1

	TOTAL	VOTE %		Absentee	Early Voting	Election Day
George King	24	80.00%		4	9	11

DEM State Senator, Dist 30

Vote For 1

	TOTAL	VOTE %		Absentee	Early Voting	Election Day
Michael Braxton	7	23.33%		0	4	3
Dale Frey	9	30.00%		2	3	4
Matthew McGhee	10	33.33%		2	3	5

DEM State Representative, Dist 68

Vote For 1

	TOTAL	VOTE %		Absentee	Early Voting	Election Day
Stacey Swann	27	90.00%		4	11	12

DEM Dist Judge, 235th Judicial Dist

Vote For 1

	TOTAL	VOTE %		Absentee	Early Voting	Election Day
Emmanuel Albarado	26	86.67%		4	10	12

DEM County Chair

Vote For 1

	TOTAL	VOTE %		Absentee	Early Voting	Election Day
Sherman Moore	25	83.33%		4	10	11

Pct. 7

Statistics

	TOTAL	Absentee	Early Voting	Election Day
Registered Voters - Total	1,838			
Registered Voters - Republican Party	0			
Registered Voters - Democratic Party	0			
Registered Voters - NONPARTISAN	1,838			
Ballots Cast - Total	551	9	210	332
Ballots Cast - Republican Party	527	8	206	313
Ballots Cast - Democratic Party	24	1	4	19
Ballots Cast - NONPARTISAN	0	0	0	0
Ballots Cast - Blank	0	0	0	0
Voter Turnout - Total	29.98%			
Voter Turnout - Republican Party	0.00%			
Voter Turnout - Democratic Party	0.00%			
Voter Turnout - NONPARTISAN	0.00%			

REP President

Vote For 1

	TOTAL	VOTE %	Absentee	Early Voting	Election Day
Ryan L. Binkley	0	0.00%	0	0	0
Chris Christie	0	0.00%	0	0	0
Vivek Ramaswamy	2	0.38%	0	1	1
Ron DeSantis	5	0.95%	0	2	3
Nikki Haley	57	10.82%	0	24	33
Asa Hutchinson	0	0.00%	0	0	0
David Stuckenberg	1	0.19%	0	0	1
Donald J. Trump	452	85.77%	7	174	271
Uncommitted	8	1.52%	1	4	3

REP US Senator

Vote For 1

	TOTAL	VOTE %	Absentee	Early Voting	Election Day
R E (Rufus) Lopez	21	3.98%	1	8	12
Holland "Redd" Gibson	25	4.74%	0	6	19
Ted Cruz	436	82.73%	7	166	263

Pct. 7

REP US Representative, Dist 26

Vote For 1

	TOTAL	VOTE %	Absentee	Early Voting	Election Day
Jason Kergosien	9	1.71%	0	3	6
Burt Thakur	4	0.76%	0	3	1
Scott Armev	52	9.87%	5	22	25
John Huffman	58	11.01%	0	30	28
Vlad De Franceschi	4	0.76%	0	1	3
Luisa Del Rosal	10	1.90%	0	5	5
Joel A Krause	5	0.95%	0	1	4
Neena Biswas	8	1.52%	0	5	3
Brandon Gill	275	52.18%	3	92	180
Doug Robison	33	6.26%	0	16	17
Mark "Big Rut" Rutledge	12	2.28%	0	6	6

REP Railroad Commissioner

Vote For 1

	TOTAL	VOTE %	Absentee	Early Voting	Election Day
Corey Howell	49	9.30%	0	17	32
Christie Clark	46	8.73%	0	18	28
James "Jim" Matlock	124	23.53%	2	40	82
Petra Reyes	8	1.52%	0	3	5
Christi Craddick	186	35.29%	5	86	95

REP Justice, Supreme Court, PI 2

Vote For 1

	TOTAL	VOTE %	Absentee	Early Voting	Election Day
Jimmy Blacklock	386	73.24%	6	147	233

REP Justice, Supreme Court, PI 4

Vote For 1

	TOTAL	VOTE %	Absentee	Early Voting	Election Day
Brian Walker	239	45.35%	4	95	140
John Devine	157	29.79%	3	57	97

REP Justice, Supreme Court, PI 6

Vote For 1

	TOTAL	VOTE %	Absentee	Early Voting	Election Day
Jane Bland	379	71.92%	6	144	229

REP Presiding Judge, Ct of Crim App

Vote For 1

	TOTAL	VOTE %	Absentee	Early Voting	Election Day
Sharon Keller	164	31.12%	4	75	85
David J. Schenck	233	44.21%	3	80	150

Pct. 7

REP Judge, Ct of Crim App, PI 7

Vote For 1

	TOTAL	VOTE %		Absentee	Early Voting	Election Day
Barbara Parker Hervey	133	25.24%		0	56	77
Gina Parker	256	48.58%		6	97	153

REP Judge, Ct of Crim App, PI 8

Vote For 1

	TOTAL	VOTE %		Absentee	Early Voting	Election Day
Michelle Slaughter	158	29.98%		2	68	88
Lee Finley	229	43.45%		4	79	146

REP Member, State BoE, Dist 12

Vote For 1

	TOTAL	VOTE %		Absentee	Early Voting	Election Day
Pam Little	185	35.10%		1	79	105
Jamie Kohlmann	84	15.94%		3	40	41
Chad Green	81	15.37%		2	30	49
Matt Rostami	59	11.20%		0	15	44

REP State Senator, Dist 30

Vote For 1

	TOTAL	VOTE %		Absentee	Early Voting	Election Day
Jace Yarbrough	130	24.67%		1	47	82
Brent Hagenbuch	169	32.07%		6	81	82
Carrie De Moor	58	11.01%		1	16	41
Cody Clark	76	14.42%		0	29	47

REP State Representative, Dist 68

Vote For 1

	TOTAL	VOTE %		Absentee	Early Voting	Election Day
David Spiller	297	56.36%		3	112	182
Kerri Kingsbery	164	31.12%		4	71	89

REP Chief Justice, 2nd Ct of App Dist

Vote For 1

	TOTAL	VOTE %		Absentee	Early Voting	Election Day
Bonnie Sudderth	355	67.36%		6	133	216

REP Justice, 2nd Ct of App Dist, PI 4

Vote For 1

	TOTAL	VOTE %		Absentee	Early Voting	Election Day
Wade Birdwell	356	67.55%		6	132	218

Pct. 7

REP Justice, 2nd Ct of App Dist, PI 5

Vote For 1

	TOTAL	VOTE %		Absentee	Early Voting	Election Day
Dabney Bassel	357	67.74%		6	134	217

REP Justice, 2nd Ct of App Dist, PI 6

Vote For 1

	TOTAL	VOTE %		Absentee	Early Voting	Election Day
Mike Wallach	352	66.79%		6	129	217

REP Dist Judge, 235th Judicial Dist

Vote For 1

	TOTAL	VOTE %		Absentee	Early Voting	Election Day
Janelle M. Haverkamp	369	70.02%		5	140	224

REP Dist Attorney, 235th Judicial Dist

Vote For 1

	TOTAL	VOTE %		Absentee	Early Voting	Election Day
John Warren	368	69.83%		7	137	224

REP County Attorney

Vote For 1

	TOTAL	VOTE %		Absentee	Early Voting	Election Day
Ed Zielinski	371	70.40%		7	133	231

REP Sheriff

Vote For 1

	TOTAL	VOTE %		Absentee	Early Voting	Election Day
Ray Sappington	384	72.87%		7	143	234

REP County Tax Assessor-Collector

Vote For 1

	TOTAL	VOTE %		Absentee	Early Voting	Election Day
Brandy Ann Carr	406	77.04%		7	154	245

REP County Commissioner Pct 1

Vote For 1

	TOTAL	VOTE %		Absentee	Early Voting	Election Day
Casey Fain	67	12.71%		0	28	39
Dax West	162	30.74%		1	61	100
Gary Hollowell	225	42.69%		5	89	131
Phil Elmore	42	7.97%		2	18	22

REP Constable Pct 1

Vote For 1

	TOTAL	VOTE %		Absentee	Early Voting	Election Day
Mark Westbrook	387	73.43%		6	140	241

Pct. 7

REP County Chair

Vote For 1

	TOTAL	VOTE %		Absentee	Early Voting	Election Day
Chris McNamara	371	70.40%		6	134	231

REP Proposition 1

Vote For 1

	TOTAL	VOTE %		Absentee	Early Voting	Election Day
YES	418	79.32%		7	161	250
NO	84	15.94%		0	36	48

REP Proposition 2

Vote For 1

	TOTAL	VOTE %		Absentee	Early Voting	Election Day
YES	479	90.89%		8	183	288
NO	32	6.07%		0	16	16

REP Proposition 3

Vote For 1

	TOTAL	VOTE %		Absentee	Early Voting	Election Day
YES	462	87.67%		7	181	274
NO	42	7.97%		1	15	26

REP Proposition 4

Vote For 1

	TOTAL	VOTE %		Absentee	Early Voting	Election Day
YES	462	87.67%		8	179	275
NO	44	8.35%		0	16	28

REP Proposition 5

Vote For 1

	TOTAL	VOTE %		Absentee	Early Voting	Election Day
YES	443	84.06%		7	175	261
NO	60	11.39%		1	19	40

REP Proposition 6

Vote For 1

	TOTAL	VOTE %		Absentee	Early Voting	Election Day
YES	426	80.83%		8	169	249
NO	72	13.66%		0	24	48

REP Proposition 7

Vote For 1

	TOTAL	VOTE %		Absentee	Early Voting	Election Day
YES	364	69.07%		3	149	212
NO	102	19.35%		4	31	67

Pct. 7

REP Proposition 8

Vote For 1

	TOTAL	VOTE %		Absentee	Early Voting	Election Day
YES	482	91.46%		7	183	292
NO	28	5.31%		1	14	13

REP Proposition 9

Vote For 1

	TOTAL	VOTE %		Absentee	Early Voting	Election Day
YES	389	73.81%		5	152	232
NO	112	21.25%		3	43	66

REP Proposition 10

Vote For 1

	TOTAL	VOTE %		Absentee	Early Voting	Election Day
YES	463	87.86%		7	178	278
NO	38	7.21%		1	15	22

REP Proposition 11

Vote For 1

	TOTAL	VOTE %		Absentee	Early Voting	Election Day
YES	406	77.04%		7	152	247
NO	95	18.03%		1	42	52

REP Proposition 12

Vote For 1

	TOTAL	VOTE %		Absentee	Early Voting	Election Day
YES	504	95.64%		8	194	302
NO	11	2.09%		0	6	5

REP Proposition 13

Vote For 1

	TOTAL	VOTE %		Absentee	Early Voting	Election Day
YES	504	95.64%		8	193	303
NO	10	1.90%		0	7	3

DEM President

Vote For 1

	TOTAL	VOTE %		Absentee	Early Voting	Election Day
Star Locke	3	12.50%		0	1	2
Cenk Uygur	1	4.17%		0	0	1
Armando "Mando" Perez-Serrato	0	0.00%		0	0	0
Dean Phillips	0	0.00%		0	0	0
Gabriel A. Cornejo	0	0.00%		0	0	0
Marianne Williamson	0	0.00%		0	0	0
Joseph R. Biden Jr.	19	79.17%		0	3	16
Frankie Lozada	0	0.00%		0	0	0

Pct. 7

DEM US Senator

Vote For 1

	TOTAL	VOTE %	Absentee	Early Voting	Election Day
Steven J. Keough	1	4.17%	0	1	0
Meri Gomez	1	4.17%	0	0	1
Heli Rodriguez Prilliman	1	4.17%	0	0	1
Colin Allred	15	62.50%	1	2	12
Thierry Tchenko	3	12.50%	0	0	3
Roland Gutierrez	1	4.17%	0	0	1
Mark Gonzalez	0	0.00%	0	0	0
Carl Oscar Sherman	1	4.17%	0	1	0
A. "Robert" Hassan	1	4.17%	0	0	1

DEM US Representative, Dist 26

Vote For 1

	TOTAL	VOTE %	Absentee	Early Voting	Election Day
Ernest R. Lineberger III	15	62.50%	0	3	12

DEM Railroad Commissioner

Vote For 1

	TOTAL	VOTE %	Absentee	Early Voting	Election Day
Katherine Culbert	16	66.67%	0	4	12
Bill Burch	5	20.83%	1	0	4

DEM Justice, Supreme Court, PI 2

Vote For 1

	TOTAL	VOTE %	Absentee	Early Voting	Election Day
Randy Sarosdy	12	50.00%	0	1	11
DaSean Jones	7	29.17%	1	2	4

DEM Justice, Supreme Court, PI 4

Vote For 1

	TOTAL	VOTE %	Absentee	Early Voting	Election Day
Christine Vinh Weems	19	79.17%	1	3	15

DEM Justice, Supreme Court, PI 6

Vote For 1

	TOTAL	VOTE %	Absentee	Early Voting	Election Day
Joe Pool	5	20.83%	1	1	3
Bonnie Lee Goldstein	15	62.50%	0	2	13

DEM Presiding Judge, Ct of Crim App


Vote For 1

	TOTAL	VOTE %	Absentee	Early Voting	Election Day
Holly Taylor	19	79.17%	1	3	15

Pct. 7


DEM Judge, Ct of Crim App, PI 7

Vote For 1

	TOTAL	VOTE %		Absentee	Early Voting	Election Day
Nancy Mulder	18	75.00%		1	4	13


DEM Judge, Ct of Crim App, PI 8

Vote For 1

	TOTAL	VOTE %		Absentee	Early Voting	Election Day
Chika Anyiam	17	70.83%		1	3	13




DEM Member, State BoE, Dist 12

Vote For 1

	TOTAL	VOTE %		Absentee	Early Voting	Election Day
George King	17	70.83%		1	3	13


DEM State Senator, Dist 30

Vote For 1

	TOTAL	VOTE %		Absentee	Early Voting	Election Day
Michael Braxton	10	41.67%		1	2	7
Dale Frey	3	12.50%		0	0	3
Matthew McGhee	6	25.00%		0	1	5


DEM State Representative, Dist 68

Vote For 1

	TOTAL	VOTE %		Absentee	Early Voting	Election Day
Stacey Swann	19	79.17%		1	3	15


DEM Dist Judge, 235th Judicial Dist

Vote For 1

	TOTAL	VOTE %		Absentee	Early Voting	Election Day
Emmanuel Albarado	17	70.83%		1	2	14

DEM County Chair

Vote For 1

	TOTAL	VOTE %		Absentee	Early Voting	Election Day
Sherman Moore	19	79.17%		1	4	14

Pct. 8

Statistics

	TOTAL	Absentee	Early Voting	Election Day
Registered Voters - Total	1,138			
Registered Voters - Republican Party	0			
Registered Voters - Democratic Party	0			
Registered Voters - NONPARTISAN	1,138			
Ballots Cast - Total	344	7	128	209
Ballots Cast - Republican Party	333	7	125	201
Ballots Cast - Democratic Party	11	0	3	8
Ballots Cast - NONPARTISAN	0	0	0	0
Ballots Cast - Blank	0	0	0	0
Voter Turnout - Total	30.23%			
Voter Turnout - Republican Party	0.00%			
Voter Turnout - Democratic Party	0.00%			
Voter Turnout - NONPARTISAN	0.00%			

REP President

Vote For 1

	TOTAL	VOTE %	Absentee	Early Voting	Election Day
Ryan L. Binkley	1	0.30%	0	0	1
Chris Christie	0	0.00%	0	0	0
Vivek Ramaswamy	1	0.30%	0	0	1
Ron DeSantis	0	0.00%	0	0	0
Nikki Haley	30	9.01%	0	14	16
Asa Hutchinson	0	0.00%	0	0	0
David Stuckenberg	0	0.00%	0	0	0
Donald J. Trump	296	88.89%	7	108	181
Uncommitted	5	1.50%	0	3	2

REP US Senator

Vote For 1

	TOTAL	VOTE %	Absentee	Early Voting	Election Day
R E (Rufus) Lopez	5	1.50%	0	1	4
Holland "Redd" Gibson	14	4.20%	0	6	8
Ted Cruz	297	89.19%	7	111	179

Pct. 8

REP US Representative, Dist 26

Vote For 1

	TOTAL	VOTE %	Absentee	Early Voting	Election Day
Jason Kergosien	2	0.60%	0	2	0
Burt Thakur	1	0.30%	0	1	0
Scott Armev	27	8.11%	0	12	15
John Huffman	19	5.71%	0	9	10
Vlad De Franceschi	0	0.00%	0	0	0
Luisa Del Rosal	8	2.40%	0	6	2
Joel A Krause	3	0.90%	1	0	2
Neena Biswas	0	0.00%	0	0	0
Brandon Gill	223	66.97%	6	73	144
Doug Robison	17	5.11%	0	14	3
Mark "Big Rut" Rutledge	6	1.80%	0	3	3

REP Railroad Commissioner

Vote For 1

	TOTAL	VOTE %	Absentee	Early Voting	Election Day
Corey Howell	39	11.71%	0	16	23
Christie Clark	36	10.81%	0	16	20
James "Jim" Matlock	92	27.63%	4	32	56
Petra Reyes	5	1.50%	0	2	3
Christi Craddick	104	31.23%	3	39	62

REP Justice, Supreme Court, PI 2

Vote For 1

	TOTAL	VOTE %	Absentee	Early Voting	Election Day
Jimmy Blacklock	274	82.28%	7	103	164

REP Justice, Supreme Court, PI 4

Vote For 1

	TOTAL	VOTE %	Absentee	Early Voting	Election Day
Brian Walker	160	48.05%	5	65	90
John Devine	120	36.04%	1	36	83

REP Justice, Supreme Court, PI 6

Vote For 1

	TOTAL	VOTE %	Absentee	Early Voting	Election Day
Jane Bland	266	79.88%	7	99	160

REP Presiding Judge, Ct of Crim App

Vote For 1

	TOTAL	VOTE %	Absentee	Early Voting	Election Day
Sharon Keller	96	28.83%	3	35	58
David J. Schenck	179	53.75%	3	63	113

Pct. 8

REP Judge, Ct of Crim App, PI 7

Vote For 1

	TOTAL	VOTE %		Absentee	Early Voting	Election Day
Barbara Parker Hervey	94	28.23%		1	33	60
Gina Parker	175	52.55%		5	63	107

REP Judge, Ct of Crim App, PI 8

Vote For 1

	TOTAL	VOTE %		Absentee	Early Voting	Election Day
Michelle Slaughter	112	33.63%		5	46	61
Lee Finley	162	48.65%		1	51	110

REP Member, State BoE, Dist 12

Vote For 1

	TOTAL	VOTE %		Absentee	Early Voting	Election Day
Pam Little	146	43.84%		2	56	88
Jamie Kohlmann	53	15.92%		3	17	33
Chad Green	66	19.82%		1	24	41
Matt Rostami	22	6.61%		0	11	11

REP State Senator, Dist 30

Vote For 1

	TOTAL	VOTE %		Absentee	Early Voting	Election Day
Jace Yarbrough	134	40.24%		1	42	91
Brent Hagenbuch	91	27.33%		2	46	43
Carrie De Moor	31	9.31%		3	8	20
Cody Clark	33	9.91%		1	14	18

REP State Representative, Dist 68

Vote For 1

	TOTAL	VOTE %		Absentee	Early Voting	Election Day
David Spiller	170	51.05%		7	72	91
Kerri Kingsbery	140	42.04%		0	49	91

REP Chief Justice, 2nd Ct of App Dist

Vote For 1

	TOTAL	VOTE %		Absentee	Early Voting	Election Day
Bonnie Sudderth	244	73.27%		7	89	148

REP Justice, 2nd Ct of App Dist, PI 4


Vote For 1

	TOTAL	VOTE %		Absentee	Early Voting	Election Day
Wade Birdwell	250	75.08%		7	90	153

Pct. 8


REP Justice, 2nd Ct of App Dist, PI 5

Vote For 1

	TOTAL	VOTE %		Absentee	Early Voting	Election Day
Dabney Bassel	247	74.17%		7	88	152


REP Justice, 2nd Ct of App Dist, PI 6

Vote For 1

	TOTAL	VOTE %		Absentee	Early Voting	Election Day
Mike Wallach	252	75.68%		7	93	152


REP Dist Judge, 235th Judicial Dist

Vote For 1

	TOTAL	VOTE %		Absentee	Early Voting	Election Day
Janelle M. Haverkamp	255	76.58%		7	92	156


REP Dist Attorney, 235th Judicial Dist

Vote For 1

	TOTAL	VOTE %		Absentee	Early Voting	Election Day
John Warren	261	78.38%		6	97	158


REP County Attorney

Vote For 1

	TOTAL	VOTE %		Absentee	Early Voting	Election Day
Ed Zielinski	262	78.68%		7	99	156


REP Sheriff

Vote For 1

	TOTAL	VOTE %		Absentee	Early Voting	Election Day
Ray Sappington	269	80.78%		6	101	162


REP County Tax Assessor-Collector

Vote For 1

	TOTAL	VOTE %		Absentee	Early Voting	Election Day
Brandy Ann Carr	275	82.58%		6	101	168


REP Constable Pct 2

Vote For 1

	TOTAL	VOTE %		Absentee	Early Voting	Election Day
Chuck Owen	261	78.38%		7	95	159

REP County Chair

Vote For 1

	TOTAL	VOTE %		Absentee	Early Voting	Election Day
Chris McNamara	246	73.87%		6	92	148

Pct. 8

REP Proposition 1

Vote For 1

	TOTAL	VOTE %		Absentee	Early Voting	Election Day
YES	266	79.88%		7	102	157
NO	54	16.22%		0	20	34

REP Proposition 2

Vote For 1

	TOTAL	VOTE %		Absentee	Early Voting	Election Day
YES	319	95.80%		7	120	192
NO	10	3.00%		0	3	7

REP Proposition 3

Vote For 1

	TOTAL	VOTE %		Absentee	Early Voting	Election Day
YES	300	90.09%		7	112	181
NO	22	6.61%		0	8	14

REP Proposition 4

Vote For 1

	TOTAL	VOTE %		Absentee	Early Voting	Election Day
YES	313	93.99%		7	119	187
NO	11	3.30%		0	2	9

REP Proposition 5

Vote For 1

	TOTAL	VOTE %		Absentee	Early Voting	Election Day
YES	301	90.39%		7	113	181
NO	25	7.51%		0	9	16

REP Proposition 6

Vote For 1

	TOTAL	VOTE %		Absentee	Early Voting	Election Day
YES	280	84.08%		7	104	169
NO	42	12.61%		0	16	26

REP Proposition 7

Vote For 1

	TOTAL	VOTE %		Absentee	Early Voting	Election Day
YES	256	76.88%		6	86	164
NO	53	15.92%		1	29	23

REP Proposition 8



Vote For 1

	TOTAL	VOTE %		Absentee	Early Voting	Election Day
YES	314	94.29%		7	119	188
NO	10	3.00%		0	4	6

Pct. 8



REP Proposition 9

Vote For 1

	TOTAL	VOTE %		Absentee	Early Voting	Election Day
YES	246	73.87%		4	93	149
NO	73	21.92%		3	26	44



REP Proposition 10

Vote For 1

	TOTAL	VOTE %		Absentee	Early Voting	Election Day
YES	310	93.09%		7	117	186
NO	13	3.90%		0	4	9



REP Proposition 11

Vote For 1

	TOTAL	VOTE %		Absentee	Early Voting	Election Day
YES	258	77.48%		6	100	152
NO	69	20.72%		1	24	44



REP Proposition 12

Vote For 1

	TOTAL	VOTE %		Absentee	Early Voting	Election Day
YES	324	97.30%		7	122	195
NO	1	0.30%		0	0	1









REP Proposition 13

Vote For 1

	TOTAL	VOTE %		Absentee	Early Voting	Election Day
YES	319	95.80%		6	124	189
NO	3	0.90%		0	1	2

DEM President

Vote For 1

	TOTAL	VOTE %		Absentee	Early Voting	Election Day
Star Locke	1	9.09%		0	0	1
Cenk Uygur	0	0.00%		0	0	0
Armando "Mando" Perez-Serrato	0	0.00%		0	0	0
Dean Phillips	1	9.09%		0	0	1
Gabriel A. Cornejo	0	0.00%		0	0	0
Marianne Williamson	1	9.09%		0	0	1
Joseph R. Biden Jr.	7	63.64%		0	2	5
Frankie Lozada	1	9.09%		0	1	0

Pct. 8

DEM US Senator

Vote For 1

	TOTAL	VOTE %		Absentee	Early Voting	Election Day
Steven J. Keough	0	0.00%	<div style="width: 0%;"></div>	0	0	0
Meri Gomez	0	0.00%	<div style="width: 0%;"></div>	0	0	0
Heli Rodriguez Prilliman	0	0.00%	<div style="width: 0%;"></div>	0	0	0
Colin Allred	7	63.64%	<div style="width: 63.64%;"></div>	0	3	4
Thierry Tchenko	0	0.00%	<div style="width: 0%;"></div>	0	0	0
Roland Gutierrez	1	9.09%	<div style="width: 9.09%;"></div>	0	0	1
Mark Gonzalez	1	9.09%	<div style="width: 9.09%;"></div>	0	0	1
Carl Oscar Sherman	1	9.09%	<div style="width: 9.09%;"></div>	0	0	1
A. "Robert" Hassan	0	0.00%	<div style="width: 0%;"></div>	0	0	0

DEM US Representative, Dist 26

Vote For 1

	TOTAL	VOTE %		Absentee	Early Voting	Election Day
Ernest R. Lineberger III	7	63.64%	<div style="width: 63.64%;"></div>	0	3	4

DEM Railroad Commissioner

Vote For 1

	TOTAL	VOTE %		Absentee	Early Voting	Election Day
Katherine Culbert	9	81.82%	<div style="width: 81.82%;"></div>	0	2	7
Bill Burch	1	9.09%	<div style="width: 9.09%;"></div>	0	1	0

DEM Justice, Supreme Court, PI 2

Vote For 1

	TOTAL	VOTE %		Absentee	Early Voting	Election Day
Randy Sarosdy	8	72.73%	<div style="width: 72.73%;"></div>	0	3	5
DaSean Jones	2	18.18%	<div style="width: 18.18%;"></div>	0	0	2

DEM Justice, Supreme Court, PI 4

Vote For 1

	TOTAL	VOTE %		Absentee	Early Voting	Election Day
Christine Vinh Weems	8	72.73%	<div style="width: 72.73%;"></div>	0	3	5

DEM Justice, Supreme Court, PI 6

Vote For 1

	TOTAL	VOTE %		Absentee	Early Voting	Election Day
Joe Pool	4	36.36%	<div style="width: 36.36%;"></div>	0	1	3
Bonnie Lee Goldstein	6	54.55%	<div style="width: 54.55%;"></div>	0	2	4

DEM Presiding Judge, Ct of Crim App


Vote For 1

	TOTAL	VOTE %		Absentee	Early Voting	Election Day
Holly Taylor	9	81.82%	<div style="width: 81.82%;"></div>	0	3	6

Pct. 8


DEM Judge, Ct of Crim App, PI 7

Vote For 1

	TOTAL	VOTE %		Absentee	Early Voting	Election Day
Nancy Mulder	8	72.73%		0	3	5


DEM Judge, Ct of Crim App, PI 8

Vote For 1

	TOTAL	VOTE %		Absentee	Early Voting	Election Day
Chika Anyiam	8	72.73%		0	3	5




DEM Member, State BoE, Dist 12

Vote For 1

	TOTAL	VOTE %		Absentee	Early Voting	Election Day
George King	8	72.73%		0	3	5


DEM State Senator, Dist 30

Vote For 1

	TOTAL	VOTE %		Absentee	Early Voting	Election Day
Michael Braxton	6	54.55%		0	1	5
Dale Frey	1	9.09%		0	1	0
Matthew McGhee	2	18.18%		0	1	1


DEM State Representative, Dist 68

Vote For 1

	TOTAL	VOTE %		Absentee	Early Voting	Election Day
Stacey Swann	8	72.73%		0	3	5


DEM Dist Judge, 235th Judicial Dist

Vote For 1

	TOTAL	VOTE %		Absentee	Early Voting	Election Day
Emmanuel Albarado	8	72.73%		0	3	5

DEM County Chair

Vote For 1

	TOTAL	VOTE %		Absentee	Early Voting	Election Day
Sherman Moore	8	72.73%		0	3	5

Pct. 10

Statistics	TOTAL	Absentee	Early Voting	Election Day
Registered Voters - Total	2,355			
Registered Voters - Republican Party	0			
Registered Voters - Democratic Party	0			
Registered Voters - NONPARTISAN	2,355			
Ballots Cast - Total	694	17	258	419
Ballots Cast - Republican Party	661	14	246	401
Ballots Cast - Democratic Party	33	3	12	18
Ballots Cast - NONPARTISAN	0	0	0	0
Ballots Cast - Blank	0	0	0	0
Voter Turnout - Total	29.47%			
Voter Turnout - Republican Party	0.00%			
Voter Turnout - Democratic Party	0.00%			
Voter Turnout - NONPARTISAN	0.00%			

REP President

Vote For 1

	TOTAL	VOTE %	Absentee	Early Voting	Election Day
Ryan L. Binkley	1	0.15%	0	0	1
Chris Christie	3	0.45%	0	0	3
Vivek Ramaswamy	1	0.15%	0	0	1
Ron DeSantis	10	1.51%	0	8	2
Nikki Haley	81	12.25%	2	25	54
Asa Hutchinson	1	0.15%	0	1	0
David Stuckenberg	3	0.45%	0	2	1
Donald J. Trump	549	83.06%	11	207	331
Uncommitted	11	1.66%	1	2	8

REP US Senator

Vote For 1

	TOTAL	VOTE %	Absentee	Early Voting	Election Day
R E (Rufus) Lopez	24	3.63%	0	7	17
Holland "Redd" Gibson	24	3.63%	0	6	18
Ted Cruz	573	86.69%	14	214	345

Pct. 10

REP US Representative, Dist 26

Vote For 1

	TOTAL	VOTE %	Absentee	Early Voting	Election Day
Jason Kergosien	5	0.76%	0	2	3
Burt Thakur	0	0.00%	0	0	0
Scott Armev	108	16.34%	0	45	63
John Huffman	44	6.66%	1	19	24
Vlad De Franceschi	1	0.15%	0	0	1
Luisa Del Rosal	27	4.08%	2	10	15
Joel A Krause	5	0.76%	0	1	4
Neena Biswas	5	0.76%	0	4	1
Brandon Gill	390	59.00%	10	131	249
Doug Robison	30	4.54%	0	13	17
Mark "Big Rut" Rutledge	11	1.66%	0	4	7

REP Railroad Commissioner

Vote For 1

	TOTAL	VOTE %	Absentee	Early Voting	Election Day
Corey Howell	41	6.20%	0	16	25
Christie Clark	66	9.98%	1	20	45
James "Jim" Matlock	131	19.82%	0	45	86
Petra Reyes	20	3.03%	1	8	11
Christi Craddick	267	40.39%	9	114	144

REP Justice, Supreme Court, PI 2

Vote For 1

	TOTAL	VOTE %	Absentee	Early Voting	Election Day
Jimmy Blacklock	518	78.37%	12	186	320

REP Justice, Supreme Court, PI 4

Vote For 1

	TOTAL	VOTE %	Absentee	Early Voting	Election Day
Brian Walker	236	35.70%	4	104	128
John Devine	284	42.97%	8	89	187

REP Justice, Supreme Court, PI 6

Vote For 1

	TOTAL	VOTE %	Absentee	Early Voting	Election Day
Jane Bland	509	77.00%	12	188	309

REP Presiding Judge, Ct of Crim App

Vote For 1

	TOTAL	VOTE %	Absentee	Early Voting	Election Day
Sharon Keller	183	27.69%	8	80	95
David J. Schenck	332	50.23%	2	109	221

Pct. 10

REP Judge, Ct of Crim App, PI 7

Vote For 1

	TOTAL	VOTE %		Absentee	Early Voting	Election Day
Barbara Parker Hervey	149	22.54%		5	58	86
Gina Parker	349	52.80%		4	128	217

REP Judge, Ct of Crim App, PI 8

Vote For 1

	TOTAL	VOTE %		Absentee	Early Voting	Election Day
Michelle Slaughter	198	29.95%		6	89	103
Lee Finley	296	44.78%		3	94	199

REP Member, State BoE, Dist 12

Vote For 1

	TOTAL	VOTE %		Absentee	Early Voting	Election Day
Pam Little	275	41.60%		7	100	168
Jamie Kohlmann	115	17.40%		5	47	63
Chad Green	86	13.01%		0	29	57
Matt Rostami	53	8.02%		0	17	36

REP State Senator, Dist 30

Vote For 1

	TOTAL	VOTE %		Absentee	Early Voting	Election Day
Jace Yarbrough	216	32.68%		4	68	144
Brent Hagenbuch	209	31.62%		8	87	114
Carrie De Moor	66	9.98%		1	27	38
Cody Clark	68	10.29%		0	26	42

REP State Representative, Dist 68

Vote For 1

	TOTAL	VOTE %		Absentee	Early Voting	Election Day
David Spiller	289	43.72%		11	119	159
Kerri Kingsbery	308	46.60%		2	105	201

REP Chief Justice, 2nd Ct of App Dist

Vote For 1

	TOTAL	VOTE %		Absentee	Early Voting	Election Day
Bonnie Sudderth	466	70.50%		11	171	284

REP Justice, 2nd Ct of App Dist, PI 4


Vote For 1

	TOTAL	VOTE %		Absentee	Early Voting	Election Day
Wade Birdwell	463	70.05%		10	172	281

Pct. 10


REP Justice, 2nd Ct of App Dist, PI 5

Vote For 1

	TOTAL	VOTE %		Absentee	Early Voting	Election Day
Dabney Bassel	462	69.89%		10	172	280


REP Justice, 2nd Ct of App Dist, PI 6

Vote For 1

	TOTAL	VOTE %		Absentee	Early Voting	Election Day
Mike Wallach	465	70.35%		10	169	286


REP Dist Judge, 235th Judicial Dist

Vote For 1

	TOTAL	VOTE %		Absentee	Early Voting	Election Day
Janelle M. Haverkamp	476	72.01%		10	175	291


REP Dist Attorney, 235th Judicial Dist

Vote For 1

	TOTAL	VOTE %		Absentee	Early Voting	Election Day
John Warren	473	71.56%		10	174	289


REP County Attorney

Vote For 1

	TOTAL	VOTE %		Absentee	Early Voting	Election Day
Ed Zielinski	487	73.68%		10	173	304


REP Sheriff

Vote For 1

	TOTAL	VOTE %		Absentee	Early Voting	Election Day
Ray Sappington	504	76.25%		10	183	311


REP County Tax Assessor-Collector

Vote For 1

	TOTAL	VOTE %		Absentee	Early Voting	Election Day
Brandy Ann Carr	522	78.97%		11	196	315


REP Constable Pct 2

Vote For 1

	TOTAL	VOTE %		Absentee	Early Voting	Election Day
Chuck Owen	470	71.10%		10	172	288

REP County Chair

Vote For 1

	TOTAL	VOTE %		Absentee	Early Voting	Election Day
Chris McNamara	460	69.59%		8	172	280

Pct. 10

REP Proposition 1

Vote For 1

	TOTAL	VOTE %		Absentee	Early Voting	Election Day
YES	503	76.10%		5	192	306
NO	129	19.52%		3	44	82

REP Proposition 2

Vote For 1

	TOTAL	VOTE %		Absentee	Early Voting	Election Day
YES	605	91.53%		9	226	370
NO	38	5.75%		3	17	18

REP Proposition 3

Vote For 1

	TOTAL	VOTE %		Absentee	Early Voting	Election Day
YES	569	86.08%		11	214	344
NO	69	10.44%		1	26	42

REP Proposition 4

Vote For 1

	TOTAL	VOTE %		Absentee	Early Voting	Election Day
YES	584	88.35%		9	224	351
NO	59	8.93%		3	18	38

REP Proposition 5

Vote For 1

	TOTAL	VOTE %		Absentee	Early Voting	Election Day
YES	554	83.81%		8	216	330
NO	83	12.56%		4	26	53

REP Proposition 6

Vote For 1

	TOTAL	VOTE %		Absentee	Early Voting	Election Day
YES	548	82.90%		12	210	326
NO	82	12.41%		0	26	56

REP Proposition 7

Vote For 1

	TOTAL	VOTE %		Absentee	Early Voting	Election Day
YES	474	71.71%		7	177	290
NO	125	18.91%		3	50	72

REP Proposition 8

Vote For 1

	TOTAL	VOTE %		Absentee	Early Voting	Election Day
YES	606	91.68%		12	224	370
NO	43	6.51%		0	18	25

Pct. 10

REP Proposition 9

Vote For 1

	TOTAL	VOTE %		Absentee	Early Voting	Election Day
YES	491	74.28%		9	195	287
NO	150	22.69%		3	45	102

REP Proposition 10

Vote For 1

	TOTAL	VOTE %		Absentee	Early Voting	Election Day
YES	580	87.75%		8	218	354
NO	57	8.62%		3	22	32

REP Proposition 11

Vote For 1

	TOTAL	VOTE %		Absentee	Early Voting	Election Day
YES	512	77.46%		9	196	307
NO	134	20.27%		3	45	86

REP Proposition 12

Vote For 1

	TOTAL	VOTE %		Absentee	Early Voting	Election Day
YES	629	95.16%		9	236	384
NO	20	3.03%		3	6	11

REP Proposition 13

Vote For 1

	TOTAL	VOTE %		Absentee	Early Voting	Election Day
YES	634	95.92%		12	242	380
NO	17	2.57%		0	2	15

DEM President

Vote For 1

	TOTAL	VOTE %		Absentee	Early Voting	Election Day
Star Locke	1	3.03%		0	0	1
Cenk Uygur	0	0.00%		0	0	0
Armando "Mando" Perez-Serrato	0	0.00%		0	0	0
Dean Phillips	5	15.15%		0	0	5
Gabriel A. Cornejo	0	0.00%		0	0	0
Marianne Williamson	1	3.03%		0	0	1
Joseph R. Biden Jr.	25	75.76%		3	12	10
Frankie Lozada	0	0.00%		0	0	0

Pct. 10

DEM US Senator

Vote For 1

	TOTAL	VOTE %	Absentee	Early Voting	Election Day
Steven J. Keough	3	9.09%	0	0	3
Meri Gomez	0	0.00%	0	0	0
Heli Rodriguez Prilliman	0	0.00%	0	0	0
Colin Allred	25	75.76%	3	10	12
Thierry Tchenko	1	3.03%	0	1	0
Roland Gutierrez	0	0.00%	0	0	0
Mark Gonzalez	1	3.03%	0	0	1
Carl Oscar Sherman	1	3.03%	0	1	0
A. "Robert" Hassan	2	6.06%	0	0	2

DEM US Representative, Dist 26

Vote For 1

	TOTAL	VOTE %	Absentee	Early Voting	Election Day
Ernest R. Lineberger III	28	84.85%	3	12	13

DEM Railroad Commissioner

Vote For 1

	TOTAL	VOTE %	Absentee	Early Voting	Election Day
Katherine Culbert	26	78.79%	3	10	13
Bill Burch	5	15.15%	0	2	3

DEM Justice, Supreme Court, PI 2

Vote For 1

	TOTAL	VOTE %	Absentee	Early Voting	Election Day
Randy Sarosdy	14	42.42%	2	5	7
DaSean Jones	17	51.52%	1	7	9

DEM Justice, Supreme Court, PI 4

Vote For 1

	TOTAL	VOTE %	Absentee	Early Voting	Election Day
Christine Vinh Weems	31	93.94%	3	12	16

DEM Justice, Supreme Court, PI 6

Vote For 1

	TOTAL	VOTE %	Absentee	Early Voting	Election Day
Joe Pool	6	18.18%	1	2	3
Bonnie Lee Goldstein	25	75.76%	2	10	13

DEM Presiding Judge, Ct of Crim App


Vote For 1

	TOTAL	VOTE %	Absentee	Early Voting	Election Day
Holly Taylor	30	90.91%	3	12	15

Pct. 10


DEM Judge, Ct of Crim App, PI 7

Vote For 1

	TOTAL	VOTE %		Absentee	Early Voting	Election Day
Nancy Mulder	31	93.94%		3	12	16


DEM Judge, Ct of Crim App, PI 8

Vote For 1

	TOTAL	VOTE %		Absentee	Early Voting	Election Day
Chika Anyiam	29	87.88%		3	12	14


DEM Member, State BoE, Dist 12

Vote For 1

	TOTAL	VOTE %		Absentee	Early Voting	Election Day
George King	30	90.91%		3	12	15


DEM State Senator, Dist 30

Vote For 1

	TOTAL	VOTE %		Absentee	Early Voting	Election Day
Michael Braxton	9	27.27%		1	3	5
Dale Frey	5	15.15%		0	3	2
Matthew McGhee	16	48.48%		2	6	8


DEM State Representative, Dist 68

Vote For 1

	TOTAL	VOTE %		Absentee	Early Voting	Election Day
Stacey Swann	31	93.94%		3	12	16


DEM Dist Judge, 235th Judicial Dist

Vote For 1

	TOTAL	VOTE %		Absentee	Early Voting	Election Day
Emmanuel Albarado	29	87.88%		3	12	14

DEM County Chair

Vote For 1

	TOTAL	VOTE %		Absentee	Early Voting	Election Day
Sherman Moore	30	90.91%		3	12	15

Pct. 11

Statistics

	TOTAL	Absentee	Early Voting	Election Day
Registered Voters - Total	2,949			
Registered Voters - Republican Party	0			
Registered Voters - Democratic Party	0			
Registered Voters - NONPARTISAN	2,949			
Ballots Cast - Total	761	14	205	542
Ballots Cast - Republican Party	715	12	189	514
Ballots Cast - Democratic Party	46	2	16	28
Ballots Cast - NONPARTISAN	0	0	0	0
Ballots Cast - Blank	1	0	0	1
Voter Turnout - Total	25.81%			
Voter Turnout - Republican Party	0.00%			
Voter Turnout - Democratic Party	0.00%			
Voter Turnout - NONPARTISAN	0.00%			

REP President

Vote For 1

	TOTAL	VOTE %	Absentee	Early Voting	Election Day
Ryan L. Binkley	0	0.00%	0	0	0
Chris Christie	0	0.00%	0	0	0
Vivek Ramaswamy	0	0.00%	0	0	0
Ron DeSantis	8	1.12%	0	1	7
Nikki Haley	83	11.61%	4	24	55
Asa Hutchinson	2	0.28%	0	0	2
David Stuckenberg	0	0.00%	0	0	0
Donald J. Trump	608	85.04%	7	160	441
Uncommitted	10	1.40%	1	2	7

REP US Senator

Vote For 1

	TOTAL	VOTE %	Absentee	Early Voting	Election Day
R E (Rufus) Lopez	25	3.50%	1	7	17
Holland "Redd" Gibson	35	4.90%	3	5	27
Ted Cruz	609	85.17%	8	164	437

Pct. 11

REP US Representative, Dist 26

Vote For 1

	TOTAL	VOTE %	Absentee	Early Voting	Election Day
Jason Kergosien	7	0.98%	2	2	3
Burt Thakur	8	1.12%	0	4	4
Scott Armev	96	13.43%	0	24	72
John Huffman	59	8.25%	0	16	43
Vlad De Franceschi	6	0.84%	0	2	4
Luisa Del Rosal	21	2.94%	1	6	14
Joel A Krause	2	0.28%	0	0	2
Neena Biswas	11	1.54%	0	6	5
Brandon Gill	423	59.16%	6	103	314
Doug Robison	24	3.36%	2	13	9
Mark "Big Rut" Rutledge	15	2.10%	0	4	11

REP Railroad Commissioner

Vote For 1

	TOTAL	VOTE %	Absentee	Early Voting	Election Day
Corey Howell	63	8.81%	0	19	44
Christie Clark	83	11.61%	0	13	70
James "Jim" Matlock	155	21.68%	5	36	114
Petra Reyes	12	1.68%	0	2	10
Christi Craddick	248	34.69%	5	85	158

REP Justice, Supreme Court, PI 2

Vote For 1

	TOTAL	VOTE %	Absentee	Early Voting	Election Day
Jimmy Blacklock	556	77.76%	6	144	406

REP Justice, Supreme Court, PI 4

Vote For 1

	TOTAL	VOTE %	Absentee	Early Voting	Election Day
Brian Walker	314	43.92%	6	89	219
John Devine	258	36.08%	4	63	191

REP Justice, Supreme Court, PI 6

Vote For 1

	TOTAL	VOTE %	Absentee	Early Voting	Election Day
Jane Bland	551	77.06%	6	143	402

REP Presiding Judge, Ct of Crim App

Vote For 1

	TOTAL	VOTE %	Absentee	Early Voting	Election Day
Sharon Keller	214	29.93%	6	63	145
David J. Schenck	367	51.33%	4	88	275

Pct. 11

REP Judge, Ct of Crim App, PI 7

Vote For 1

	TOTAL	VOTE %		Absentee	Early Voting	Election Day
Barbara Parker Hervey	209	29.23%		8	58	143
Gina Parker	353	49.37%		2	92	259

REP Judge, Ct of Crim App, PI 8

Vote For 1

	TOTAL	VOTE %		Absentee	Early Voting	Election Day
Michelle Slaughter	239	33.43%		6	71	162
Lee Finley	325	45.45%		4	78	243

REP Member, State BoE, Dist 12

Vote For 1

	TOTAL	VOTE %		Absentee	Early Voting	Election Day
Pam Little	289	40.42%		5	68	216
Jamie Kohlmann	102	14.27%		2	36	64
Chad Green	129	18.04%		3	34	92
Matt Rostami	56	7.83%		1	15	40

REP State Senator, Dist 30

Vote For 1

	TOTAL	VOTE %		Absentee	Early Voting	Election Day
Jace Yarbrough	250	34.96%		2	56	192
Brent Hagenbuch	198	27.69%		7	63	128
Carrie De Moor	84	11.75%		1	24	59
Cody Clark	66	9.23%		1	20	45

REP State Representative, Dist 68

Vote For 1

	TOTAL	VOTE %		Absentee	Early Voting	Election Day
David Spiller	362	50.63%		11	95	256
Kerri Kingsbery	270	37.76%		1	79	190

REP Chief Justice, 2nd Ct of App Dist

Vote For 1

	TOTAL	VOTE %		Absentee	Early Voting	Election Day
Bonnie Sudderth	500	69.93%		7	135	358

REP Justice, 2nd Ct of App Dist, PI 4

Vote For 1

	TOTAL	VOTE %		Absentee	Early Voting	Election Day
Wade Birdwell	498	69.65%		7	135	356

Pct. 11

REP Justice, 2nd Ct of App Dist, PI 5

Vote For 1

	TOTAL	VOTE %		Absentee	Early Voting	Election Day
Dabney Bassel	495	69.23%		6	131	358

REP Justice, 2nd Ct of App Dist, PI 6

Vote For 1

	TOTAL	VOTE %		Absentee	Early Voting	Election Day
Mike Wallach	504	70.49%		6	131	367

REP Dist Judge, 235th Judicial Dist

Vote For 1

	TOTAL	VOTE %		Absentee	Early Voting	Election Day
Janelle M. Haverkamp	528	73.85%		9	150	369

REP Dist Attorney, 235th Judicial Dist

Vote For 1

	TOTAL	VOTE %		Absentee	Early Voting	Election Day
John Warren	535	74.83%		10	142	383

REP County Attorney

Vote For 1

	TOTAL	VOTE %		Absentee	Early Voting	Election Day
Ed Zielinski	538	75.24%		8	144	386

REP Sheriff

Vote For 1

	TOTAL	VOTE %		Absentee	Early Voting	Election Day
Ray Sappington	570	79.72%		9	153	408

REP County Tax Assessor-Collector

Vote For 1

	TOTAL	VOTE %		Absentee	Early Voting	Election Day
Brandy Ann Carr	578	80.84%		10	160	408

REP Constable Pct 2

Vote For 1

	TOTAL	VOTE %		Absentee	Early Voting	Election Day
Chuck Owen	529	73.99%		10	141	378

REP County Chair

Vote For 1

	TOTAL	VOTE %		Absentee	Early Voting	Election Day
Chris McNamara	512	71.61%		4	134	374

Pct. 11

REP Proposition 1

Vote For 1

	TOTAL	VOTE %		Absentee	Early Voting	Election Day
YES	566	79.16%		5	146	415
NO	110	15.38%		6	37	67

REP Proposition 2

Vote For 1

	TOTAL	VOTE %		Absentee	Early Voting	Election Day
YES	656	91.75%		11	169	476
NO	41	5.73%		0	16	25

REP Proposition 3

Vote For 1

	TOTAL	VOTE %		Absentee	Early Voting	Election Day
YES	635	88.81%		7	167	461
NO	52	7.27%		2	14	36

REP Proposition 4

Vote For 1

	TOTAL	VOTE %		Absentee	Early Voting	Election Day
YES	638	89.23%		10	166	462
NO	52	7.27%		1	16	35

REP Proposition 5

Vote For 1

	TOTAL	VOTE %		Absentee	Early Voting	Election Day
YES	614	85.87%		9	158	447
NO	75	10.49%		2	25	48

REP Proposition 6

Vote For 1

	TOTAL	VOTE %		Absentee	Early Voting	Election Day
YES	576	80.56%		5	148	423
NO	99	13.85%		4	29	66

REP Proposition 7

Vote For 1

	TOTAL	VOTE %		Absentee	Early Voting	Election Day
YES	517	72.31%		4	138	375
NO	115	16.08%		4	35	76

REP Proposition 8

Vote For 1

	TOTAL	VOTE %		Absentee	Early Voting	Election Day
YES	656	91.75%		5	173	478
NO	40	5.59%		4	13	23

Pct. 11

REP Proposition 9

Vote For 1

	TOTAL	VOTE %		Absentee	Early Voting	Election Day
YES	518	72.45%		7	147	364
NO	165	23.08%		3	39	123

REP Proposition 10

Vote For 1

	TOTAL	VOTE %		Absentee	Early Voting	Election Day
YES	631	88.25%		8	162	461
NO	53	7.41%		2	21	30

REP Proposition 11

Vote For 1

	TOTAL	VOTE %		Absentee	Early Voting	Election Day
YES	548	76.64%		7	138	403
NO	142	19.86%		3	46	93

REP Proposition 12

Vote For 1

	TOTAL	VOTE %		Absentee	Early Voting	Election Day
YES	682	95.38%		10	182	490
NO	14	1.96%		0	4	10

REP Proposition 13

Vote For 1

	TOTAL	VOTE %		Absentee	Early Voting	Election Day
YES	675	94.41%		11	181	483
NO	16	2.24%		0	5	11

DEM President

Vote For 1

	TOTAL	VOTE %		Absentee	Early Voting	Election Day
Star Locke	1	2.17%		0	1	0
Cenk Uygur	0	0.00%		0	0	0
Armando "Mando" Perez-Serrato	2	4.35%		0	1	1
Dean Phillips	5	10.87%		0	2	3
Gabriel A. Cornejo	1	2.17%		0	0	1
Marianne Williamson	3	6.52%		0	0	3
Joseph R. Biden Jr.	32	69.57%		2	11	19
Frankie Lozada	0	0.00%		0	0	0

Pct. 11

DEM US Senator

Vote For 1

	TOTAL	VOTE %	Absentee	Early Voting	Election Day
Steven J. Keough	1	2.17%	0	0	1
Meri Gomez	1	2.17%	0	1	0
Heli Rodriguez Prilliman	3	6.52%	0	0	3
Colin Allred	30	65.22%	2	12	16
Thierry Tchenko	2	4.35%	0	0	2
Roland Gutierrez	3	6.52%	0	0	3
Mark Gonzalez	1	2.17%	0	1	0
Carl Oscar Sherman	4	8.70%	0	2	2
A. "Robert" Hassan	0	0.00%	0	0	0

DEM US Representative, Dist 26

Vote For 1

	TOTAL	VOTE %	Absentee	Early Voting	Election Day
Ernest R. Lineberger III	36	78.26%	2	14	20

DEM Railroad Commissioner

Vote For 1

	TOTAL	VOTE %	Absentee	Early Voting	Election Day
Katherine Culbert	32	69.57%	2	11	19
Bill Burch	11	23.91%	0	5	6

DEM Justice, Supreme Court, PI 2

Vote For 1

	TOTAL	VOTE %	Absentee	Early Voting	Election Day
Randy Sarosdy	17	36.96%	0	8	9
DaSean Jones	26	56.52%	2	8	16

DEM Justice, Supreme Court, PI 4

Vote For 1

	TOTAL	VOTE %	Absentee	Early Voting	Election Day
Christine Vinh Weems	42	91.30%	2	16	24

DEM Justice, Supreme Court, PI 6

Vote For 1

	TOTAL	VOTE %	Absentee	Early Voting	Election Day
Joe Pool	9	19.57%	0	3	6
Bonnie Lee Goldstein	34	73.91%	2	13	19

DEM Presiding Judge, Ct of Crim App

Vote For 1

	TOTAL	VOTE %	Absentee	Early Voting	Election Day
Holly Taylor	41	89.13%	2	16	23

Pct. 11

DEM Judge, Ct of Crim App, PI 7

Vote For 1

	TOTAL	VOTE %		Absentee	Early Voting	Election Day
Nancy Mulder	38	82.61%		2	14	22

DEM Judge, Ct of Crim App, PI 8

Vote For 1

	TOTAL	VOTE %		Absentee	Early Voting	Election Day
Chika Anyiam	38	82.61%		2	14	22

DEM Member, State BoE, Dist 12

Vote For 1

	TOTAL	VOTE %		Absentee	Early Voting	Election Day
George King	38	82.61%		2	14	22

DEM State Senator, Dist 30

Vote For 1

	TOTAL	VOTE %		Absentee	Early Voting	Election Day
Michael Braxton	10	21.74%		0	6	4
Dale Frey	17	36.96%		2	5	10
Matthew McGhee	14	30.43%		0	4	10

DEM State Representative, Dist 68

Vote For 1

	TOTAL	VOTE %		Absentee	Early Voting	Election Day
Stacey Swann	39	84.78%		2	14	23

DEM Dist Judge, 235th Judicial Dist

Vote For 1

	TOTAL	VOTE %		Absentee	Early Voting	Election Day
Emmanuel Albarado	37	80.43%		2	14	21

DEM County Chair

Vote For 1

	TOTAL	VOTE %		Absentee	Early Voting	Election Day
Sherman Moore	39	84.78%		2	14	23

Pct. 12

Statistics

	TOTAL	Absentee	Early Voting	Election Day
Registered Voters - Total	1,200			
Registered Voters - Republican Party	0			
Registered Voters - Democratic Party	0			
Registered Voters - NONPARTISAN	1,200			
Ballots Cast - Total	461	12	98	351
Ballots Cast - Republican Party	438	11	90	337
Ballots Cast - Democratic Party	23	1	8	14
Ballots Cast - NONPARTISAN	0	0	0	0
Ballots Cast - Blank	0	0	0	0
Voter Turnout - Total	38.42%			
Voter Turnout - Republican Party	0.00%			
Voter Turnout - Democratic Party	0.00%			
Voter Turnout - NONPARTISAN	0.00%			

REP President

Vote For 1

	TOTAL	VOTE %	Absentee	Early Voting	Election Day
Ryan L. Binkley	2	0.46%	0	0	2
Chris Christie	3	0.68%	1	0	2
Vivek Ramaswamy	1	0.23%	0	0	1
Ron DeSantis	5	1.14%	0	1	4
Nikki Haley	63	14.38%	3	20	40
Asa Hutchinson	0	0.00%	0	0	0
David Stuckenberg	0	0.00%	0	0	0
Donald J. Trump	351	80.14%	7	68	276
Uncommitted	10	2.28%	0	1	9

REP US Senator

Vote For 1

	TOTAL	VOTE %	Absentee	Early Voting	Election Day
R E (Rufus) Lopez	6	1.37%	0	2	4
Holland "Redd" Gibson	26	5.94%	0	6	20
Ted Cruz	369	84.25%	11	72	286

Pct. 12

REP US Representative, Dist 26

Vote For 1

	TOTAL	VOTE %	Absentee	Early Voting	Election Day
Jason Kergosien	5	1.14%	0	0	5
Burt Thakur	3	0.68%	0	1	2
Scott Armev	68	15.53%	2	28	38
John Huffman	44	10.05%	0	9	35
Vlad De Franceschi	1	0.23%	0	1	0
Luisa Del Rosal	18	4.11%	0	3	15
Joel A Krause	2	0.46%	0	0	2
Neena Biswas	1	0.23%	0	1	0
Brandon Gill	201	45.89%	5	28	168
Doug Robison	20	4.57%	4	5	11
Mark "Big Rut" Rutledge	14	3.20%	0	3	11

REP Railroad Commissioner

Vote For 1

	TOTAL	VOTE %	Absentee	Early Voting	Election Day
Corey Howell	53	12.10%	2	11	40
Christie Clark	39	8.90%	0	8	31
James "Jim" Matlock	93	21.23%	4	14	75
Petra Reyes	11	2.51%	0	2	9
Christi Craddick	134	30.59%	3	35	96

REP Justice, Supreme Court, PI 2

Vote For 1

	TOTAL	VOTE %	Absentee	Early Voting	Election Day
Jimmy Blacklock	317	72.37%	9	62	246

REP Justice, Supreme Court, PI 4

Vote For 1

	TOTAL	VOTE %	Absentee	Early Voting	Election Day
Brian Walker	161	36.76%	5	30	126
John Devine	154	35.16%	5	33	116

REP Justice, Supreme Court, PI 6

Vote For 1

	TOTAL	VOTE %	Absentee	Early Voting	Election Day
Jane Bland	313	71.46%	9	60	244

REP Presiding Judge, Ct of Crim App

Vote For 1

	TOTAL	VOTE %	Absentee	Early Voting	Election Day
Sharon Keller	113	25.80%	5	26	82
David J. Schenck	217	49.54%	5	38	174

Pct. 12

REP Judge, Ct of Crim App, PI 7

Vote For 1

	TOTAL	VOTE %	Absentee	Early Voting	Election Day
Barbara Parker Hervey	117	26.71%	3	27	87
Gina Parker	201	45.89%	7	35	159

REP Judge, Ct of Crim App, PI 8

Vote For 1

	TOTAL	VOTE %	Absentee	Early Voting	Election Day
Michelle Slaughter	114	26.03%	3	26	85
Lee Finley	204	46.58%	6	37	161

REP Member, State BoE, Dist 12

Vote For 1

	TOTAL	VOTE %	Absentee	Early Voting	Election Day
Pam Little	163	37.21%	8	27	128
Jamie Kohlmann	49	11.19%	2	15	32
Chad Green	77	17.58%	1	13	63
Matt Rostami	39	8.90%	0	7	32

REP State Senator, Dist 30

Vote For 1

	TOTAL	VOTE %	Absentee	Early Voting	Election Day
Jace Yarbrough	140	31.96%	3	22	115
Brent Hagenbuch	113	25.80%	3	26	84
Carrie De Moor	54	12.33%	1	15	38
Cody Clark	45	10.27%	4	6	35

REP State Representative, Dist 68

Vote For 1

	TOTAL	VOTE %	Absentee	Early Voting	Election Day
David Spiller	232	52.97%	8	50	174
Kerri Kingsbery	144	32.88%	3	26	115

REP Chief Justice, 2nd Ct of App Dist

Vote For 1

	TOTAL	VOTE %	Absentee	Early Voting	Election Day
Bonnie Sudderth	311	71.00%	9	59	243

REP Justice, 2nd Ct of App Dist, PI 4

Vote For 1

	TOTAL	VOTE %	Absentee	Early Voting	Election Day
Wade Birdwell	306	69.86%	9	59	238

Pct. 12

REP Justice, 2nd Ct of App Dist, PI 5

Vote For 1

	TOTAL	VOTE %		Absentee	Early Voting	Election Day
Dabney Bassel	308	70.32%		9	59	240

REP Justice, 2nd Ct of App Dist, PI 6

Vote For 1

	TOTAL	VOTE %		Absentee	Early Voting	Election Day
Mike Wallach	306	69.86%		9	58	239

REP Dist Judge, 235th Judicial Dist

Vote For 1

	TOTAL	VOTE %		Absentee	Early Voting	Election Day
Janelle M. Haverkamp	336	76.71%		10	65	261

REP Dist Attorney, 235th Judicial Dist

Vote For 1

	TOTAL	VOTE %		Absentee	Early Voting	Election Day
John Warren	334	76.26%		9	62	263

REP County Attorney

Vote For 1

	TOTAL	VOTE %		Absentee	Early Voting	Election Day
Ed Zielinski	352	80.37%		9	63	280

REP Sheriff

Vote For 1

	TOTAL	VOTE %		Absentee	Early Voting	Election Day
Ray Sappington	357	81.51%		11	70	276

REP County Tax Assessor-Collector

Vote For 1

	TOTAL	VOTE %		Absentee	Early Voting	Election Day
Brandy Ann Carr	369	84.25%		11	76	282

REP County Commissioner Pct 3

Vote For 1

	TOTAL	VOTE %		Absentee	Early Voting	Election Day
Adam Paul Arendt	213	48.63%		6	41	166
Adrian Anderle	201	45.89%		5	43	153

REP Constable Pct 2

Vote For 1

	TOTAL	VOTE %		Absentee	Early Voting	Election Day
Chuck Owen	319	72.83%		9	60	250

Pct. 12

REP County Chair

Vote For 1

	TOTAL	VOTE %		Absentee	Early Voting	Election Day
Chris McNamara	319	72.83%		9	62	248

REP Proposition 1

Vote For 1

	TOTAL	VOTE %		Absentee	Early Voting	Election Day
YES	342	78.08%		9	69	264
NO	62	14.16%		0	16	46

REP Proposition 2

Vote For 1

	TOTAL	VOTE %		Absentee	Early Voting	Election Day
YES	395	90.18%		10	83	302
NO	25	5.71%		0	5	20

REP Proposition 3

Vote For 1

	TOTAL	VOTE %		Absentee	Early Voting	Election Day
YES	372	84.93%		10	78	284
NO	42	9.59%		0	9	33

REP Proposition 4

Vote For 1

	TOTAL	VOTE %		Absentee	Early Voting	Election Day
YES	383	87.44%		11	80	292
NO	31	7.08%		0	7	24

REP Proposition 5

Vote For 1

	TOTAL	VOTE %		Absentee	Early Voting	Election Day
YES	355	81.05%		9	76	270
NO	53	12.10%		0	9	44

REP Proposition 6

Vote For 1

	TOTAL	VOTE %		Absentee	Early Voting	Election Day
YES	332	75.80%		9	70	253
NO	65	14.84%		0	13	52

REP Proposition 7

Vote For 1

	TOTAL	VOTE %		Absentee	Early Voting	Election Day
YES	297	67.81%		7	57	233
NO	73	16.67%		1	18	54

Pct. 12

REP Proposition 8

Vote For 1

	TOTAL	VOTE %		Absentee	Early Voting	Election Day
YES	390	89.04%		10	77	303
NO	24	5.48%		0	7	17

REP Proposition 9

Vote For 1

	TOTAL	VOTE %		Absentee	Early Voting	Election Day
YES	288	65.75%		10	59	219
NO	113	25.80%		0	25	88

REP Proposition 10

Vote For 1

	TOTAL	VOTE %		Absentee	Early Voting	Election Day
YES	367	83.79%		10	76	281
NO	41	9.36%		1	9	31

REP Proposition 11

Vote For 1

	TOTAL	VOTE %		Absentee	Early Voting	Election Day
YES	282	64.38%		6	59	217
NO	133	30.37%		4	28	101

REP Proposition 12

Vote For 1

	TOTAL	VOTE %		Absentee	Early Voting	Election Day
YES	413	94.29%		11	86	316
NO	6	1.37%		0	0	6

REP Proposition 13

Vote For 1

	TOTAL	VOTE %		Absentee	Early Voting	Election Day
YES	402	91.78%		11	82	309
NO	15	3.42%		0	5	10

DEM President

Vote For 1

	TOTAL	VOTE %		Absentee	Early Voting	Election Day
Star Locke	0	0.00%		0	0	0
Cenk Uygur	1	4.35%		0	0	1
Armando "Mando" Perez-Serrato	0	0.00%		0	0	0
Dean Phillips	1	4.35%		0	1	0
Gabriel A. Cornejo	0	0.00%		0	0	0
Marianne Williamson	1	4.35%		0	0	1
Joseph R. Biden Jr.	20	86.96%		1	7	12
Frankie Lozada	0	0.00%		0	0	0

Pct. 12

DEM US Senator

Vote For 1

	TOTAL	VOTE %	Absentee	Early Voting	Election Day
Steven J. Keough	0	0.00%	0	0	0
Meri Gomez	1	4.35%	0	0	1
Heli Rodriguez Prilliman	0	0.00%	0	0	0
Colin Allred	18	78.26%	1	7	10
Thierry Tchenko	1	4.35%	0	1	0
Roland Gutierrez	2	8.70%	0	0	2
Mark Gonzalez	0	0.00%	0	0	0
Carl Oscar Sherman	0	0.00%	0	0	0
A. "Robert" Hassan	1	4.35%	0	0	1

DEM US Representative, Dist 26

Vote For 1

	TOTAL	VOTE %	Absentee	Early Voting	Election Day
Ernest R. Lineberger III	17	73.91%	1	8	8

DEM Railroad Commissioner

Vote For 1

	TOTAL	VOTE %	Absentee	Early Voting	Election Day
Katherine Culbert	15	65.22%	1	3	11
Bill Burch	6	26.09%	0	5	1

DEM Justice, Supreme Court, PI 2

Vote For 1

	TOTAL	VOTE %	Absentee	Early Voting	Election Day
Randy Sarosdy	8	34.78%	0	2	6
DaSean Jones	13	56.52%	1	6	6

DEM Justice, Supreme Court, PI 4

Vote For 1

	TOTAL	VOTE %	Absentee	Early Voting	Election Day
Christine Vinh Weems	20	86.96%	1	8	11

DEM Justice, Supreme Court, PI 6

Vote For 1

	TOTAL	VOTE %	Absentee	Early Voting	Election Day
Joe Pool	6	26.09%	0	5	1
Bonnie Lee Goldstein	15	65.22%	1	3	11

DEM Presiding Judge, Ct of Crim App


Vote For 1

	TOTAL	VOTE %	Absentee	Early Voting	Election Day
Holly Taylor	20	86.96%	1	8	11

Pct. 12


DEM Judge, Ct of Crim App, PI 7

Vote For 1

	TOTAL	VOTE %		Absentee	Early Voting	Election Day
Nancy Mulder	20	86.96%		1	8	11


DEM Judge, Ct of Crim App, PI 8

Vote For 1

	TOTAL	VOTE %		Absentee	Early Voting	Election Day
Chika Anyiam	19	82.61%		1	8	10


DEM Member, State BoE, Dist 12

Vote For 1

	TOTAL	VOTE %		Absentee	Early Voting	Election Day
George King	19	82.61%		1	8	10


DEM State Senator, Dist 30

Vote For 1

	TOTAL	VOTE %		Absentee	Early Voting	Election Day
Michael Braxton	6	26.09%		0	2	4
Dale Frey	9	39.13%		1	2	6
Matthew McGhee	6	26.09%		0	4	2


DEM State Representative, Dist 68

Vote For 1

	TOTAL	VOTE %		Absentee	Early Voting	Election Day
Stacey Swann	20	86.96%		1	8	11


DEM Dist Judge, 235th Judicial Dist

Vote For 1

	TOTAL	VOTE %		Absentee	Early Voting	Election Day
Emmanuel Albarado	19	82.61%		1	8	10

DEM County Chair

Vote For 1

	TOTAL	VOTE %		Absentee	Early Voting	Election Day
Sherman Moore	21	91.30%		1	8	12

Pct. 17

Statistics

	TOTAL	Absentee	Early Voting	Election Day
Registered Voters - Total	510			
Registered Voters - Republican Party	0			
Registered Voters - Democratic Party	0			
Registered Voters - NONPARTISAN	510			
Ballots Cast - Total	229	6	32	191
Ballots Cast - Republican Party	227	6	31	190
Ballots Cast - Democratic Party	2	0	1	1
Ballots Cast - NONPARTISAN	0	0	0	0
Ballots Cast - Blank	0	0	0	0
Voter Turnout - Total	44.90%			
Voter Turnout - Republican Party	0.00%			
Voter Turnout - Democratic Party	0.00%			
Voter Turnout - NONPARTISAN	0.00%			

REP President

Vote For 1

	TOTAL	VOTE %	Absentee	Early Voting	Election Day
Ryan L. Binkley	1	0.44%	0	0	1
Chris Christie	0	0.00%	0	0	0
Vivek Ramaswamy	0	0.00%	0	0	0
Ron DeSantis	2	0.88%	0	0	2
Nikki Haley	23	10.13%	0	4	19
Asa Hutchinson	0	0.00%	0	0	0
David Stuckenberg	1	0.44%	0	0	1
Donald J. Trump	192	84.58%	4	27	161
Uncommitted	7	3.08%	2	0	5

REP US Senator

Vote For 1

	TOTAL	VOTE %	Absentee	Early Voting	Election Day
R E (Rufus) Lopez	4	1.76%	0	2	2
Holland "Redd" Gibson	8	3.52%	0	1	7
Ted Cruz	204	89.87%	4	27	173

Pct. 17

REP US Representative, Dist 26

Vote For 1

	TOTAL	VOTE %	Absentee	Early Voting	Election Day
Jason Kergosien	0	0.00%	0	0	0
Burt Thakur	3	1.32%	0	1	2
Scott Armev	39	17.18%	0	2	37
John Huffman	18	7.93%	1	4	13
Vlad De Franceschi	0	0.00%	0	0	0
Luisa Del Rosal	15	6.61%	0	3	12
Joel A Krause	2	0.88%	0	0	2
Neena Biswas	3	1.32%	0	0	3
Brandon Gill	104	45.82%	2	16	86
Doug Robison	13	5.73%	1	4	8
Mark "Big Rut" Rutledge	5	2.20%	0	0	5

REP Railroad Commissioner

Vote For 1

	TOTAL	VOTE %	Absentee	Early Voting	Election Day
Corey Howell	13	5.73%	0	0	13
Christie Clark	19	8.37%	0	3	16
James "Jim" Matlock	36	15.86%	0	5	31
Petra Reyes	6	2.64%	0	0	6
Christi Craddick	94	41.41%	3	15	76

REP Justice, Supreme Court, PI 2

Vote For 1

	TOTAL	VOTE %	Absentee	Early Voting	Election Day
Jimmy Blacklock	167	73.57%	2	21	144

REP Justice, Supreme Court, PI 4

Vote For 1

	TOTAL	VOTE %	Absentee	Early Voting	Election Day
Brian Walker	84	37.00%	1	17	66
John Devine	77	33.92%	0	5	72

REP Justice, Supreme Court, PI 6

Vote For 1

	TOTAL	VOTE %	Absentee	Early Voting	Election Day
Jane Bland	157	69.16%	3	21	133

REP Presiding Judge, Ct of Crim App

Vote For 1

	TOTAL	VOTE %	Absentee	Early Voting	Election Day
Sharon Keller	47	20.70%	1	8	38
David J. Schenck	108	47.58%	0	12	96

Pct. 17

REP Judge, Ct of Crim App, PI 7

Vote For 1

	TOTAL	VOTE %		Absentee	Early Voting	Election Day
Barbara Parker Hervey	39	17.18%		0	5	34
Gina Parker	106	46.70%		1	15	90

REP Judge, Ct of Crim App, PI 8

Vote For 1

	TOTAL	VOTE %		Absentee	Early Voting	Election Day
Michelle Slaughter	79	34.80%		1	8	70
Lee Finley	71	31.28%		0	10	61

REP Member, State BoE, Dist 12

Vote For 1

	TOTAL	VOTE %		Absentee	Early Voting	Election Day
Pam Little	76	33.48%		2	9	65
Jamie Kohlmann	37	16.30%		1	5	31
Chad Green	27	11.89%		0	2	25
Matt Rostami	19	8.37%		0	3	16

REP State Senator, Dist 30

Vote For 1

	TOTAL	VOTE %		Absentee	Early Voting	Election Day
Jace Yarbrough	55	24.23%		1	6	48
Brent Hagenbuch	96	42.29%		4	9	83
Carrie De Moor	17	7.49%		0	3	14
Cody Clark	14	6.17%		0	4	10

REP State Representative, Dist 68

Vote For 1

	TOTAL	VOTE %		Absentee	Early Voting	Election Day
David Spiller	131	57.71%		6	17	108
Kerri Kingsbery	74	32.60%		0	10	64

REP Chief Justice, 2nd Ct of App Dist

Vote For 1

	TOTAL	VOTE %		Absentee	Early Voting	Election Day
Bonnie Sudderth	138	60.79%		3	18	117

REP Justice, 2nd Ct of App Dist, PI 4

Vote For 1

	TOTAL	VOTE %		Absentee	Early Voting	Election Day
Wade Birdwell	142	62.56%		3	18	121

Pct. 17

REP Justice, 2nd Ct of App Dist, PI 5

Vote For 1

	TOTAL	VOTE %		Absentee	Early Voting	Election Day
Dabney Bassel	140	61.67%		3	18	119

REP Justice, 2nd Ct of App Dist, PI 6

Vote For 1

	TOTAL	VOTE %		Absentee	Early Voting	Election Day
Mike Wallach	147	64.76%		2	20	125

REP Dist Judge, 235th Judicial Dist

Vote For 1

	TOTAL	VOTE %		Absentee	Early Voting	Election Day
Janelle M. Haverkamp	176	77.53%		5	22	149

REP Dist Attorney, 235th Judicial Dist

Vote For 1

	TOTAL	VOTE %		Absentee	Early Voting	Election Day
John Warren	163	71.81%		5	20	138

REP County Attorney

Vote For 1

	TOTAL	VOTE %		Absentee	Early Voting	Election Day
Ed Zielinski	173	76.21%		5	22	146

REP Sheriff

Vote For 1

	TOTAL	VOTE %		Absentee	Early Voting	Election Day
Ray Sappington	180	79.30%		5	27	148

REP County Tax Assessor-Collector

Vote For 1

	TOTAL	VOTE %		Absentee	Early Voting	Election Day
Brandy Ann Carr	175	77.09%		6	22	147

REP County Commissioner Pct 3

Vote For 1

	TOTAL	VOTE %		Absentee	Early Voting	Election Day
Adam Paul Arendt	130	57.27%		6	19	105
Adrian Anderle	90	39.65%		0	12	78

REP Constable Pct 2

Vote For 1

	TOTAL	VOTE %		Absentee	Early Voting	Election Day
Chuck Owen	160	70.48%		4	21	135

Pct. 17

REP County Chair

Vote For 1

	TOTAL	VOTE %		Absentee	Early Voting	Election Day
Chris McNamara	163	71.81%		5	22	136

REP Proposition 1

Vote For 1

	TOTAL	VOTE %		Absentee	Early Voting	Election Day
YES	183	80.62%		6	26	151
NO	29	12.78%		0	4	25

REP Proposition 2

Vote For 1

	TOTAL	VOTE %		Absentee	Early Voting	Election Day
YES	205	90.31%		6	28	171
NO	8	3.52%		0	2	6

REP Proposition 3

Vote For 1

	TOTAL	VOTE %		Absentee	Early Voting	Election Day
YES	187	82.38%		6	28	153
NO	23	10.13%		0	2	21

REP Proposition 4

Vote For 1

	TOTAL	VOTE %		Absentee	Early Voting	Election Day
YES	188	82.82%		6	25	157
NO	22	9.69%		0	5	17

REP Proposition 5

Vote For 1

	TOTAL	VOTE %		Absentee	Early Voting	Election Day
YES	182	80.18%		5	24	153
NO	26	11.45%		1	6	19

REP Proposition 6

Vote For 1

	TOTAL	VOTE %		Absentee	Early Voting	Election Day
YES	181	79.74%		5	26	150
NO	24	10.57%		1	4	19

REP Proposition 7

Vote For 1

	TOTAL	VOTE %		Absentee	Early Voting	Election Day
YES	141	62.11%		3	22	116
NO	49	21.59%		3	8	38

Pct. 17

REP Proposition 8

Vote For 1

	TOTAL	VOTE %		Absentee	Early Voting	Election Day
YES	198	87.22%		6	27	165
NO	8	3.52%		0	3	5

REP Proposition 9

Vote For 1

	TOTAL	VOTE %		Absentee	Early Voting	Election Day
YES	149	65.64%		5	20	124
NO	58	25.55%		1	10	47

REP Proposition 10

Vote For 1

	TOTAL	VOTE %		Absentee	Early Voting	Election Day
YES	178	78.41%		4	26	148
NO	23	10.13%		2	4	17

REP Proposition 11

Vote For 1

	TOTAL	VOTE %		Absentee	Early Voting	Election Day
YES	142	62.56%		3	20	119
NO	70	30.84%		3	10	57

REP Proposition 12

Vote For 1

	TOTAL	VOTE %		Absentee	Early Voting	Election Day
YES	210	92.51%		6	28	176
NO	4	1.76%		0	2	2

REP Proposition 13

Vote For 1

	TOTAL	VOTE %		Absentee	Early Voting	Election Day
YES	212	93.39%		6	29	177
NO	3	1.32%		0	1	2

DEM President

Vote For 1

	TOTAL	VOTE %		Absentee	Early Voting	Election Day
Star Locke	1	50.00%		0	1	0
Cenk Uygur	0	0.00%		0	0	0
Armando "Mando" Perez-Serrato	0	0.00%		0	0	0
Dean Phillips	0	0.00%		0	0	0
Gabriel A. Cornejo	0	0.00%		0	0	0
Marianne Williamson	0	0.00%		0	0	0
Joseph R. Biden Jr.	1	50.00%		0	0	1
Frankie Lozada	0	0.00%		0	0	0

Pct. 17

DEM US Senator

Vote For 1

	TOTAL	VOTE %		Absentee	Early Voting	Election Day
Steven J. Keough	0	0.00%	<div style="width: 0%;"></div>	0	0	0
Meri Gomez	0	0.00%	<div style="width: 0%;"></div>	0	0	0
Heli Rodriguez Prilliman	0	0.00%	<div style="width: 0%;"></div>	0	0	0
Colin Allred	2	100.00%	<div style="width: 100%;"></div>	0	1	1
Thierry Tchenko	0	0.00%	<div style="width: 0%;"></div>	0	0	0
Roland Gutierrez	0	0.00%	<div style="width: 0%;"></div>	0	0	0
Mark Gonzalez	0	0.00%	<div style="width: 0%;"></div>	0	0	0
Carl Oscar Sherman	0	0.00%	<div style="width: 0%;"></div>	0	0	0
A. "Robert" Hassan	0	0.00%	<div style="width: 0%;"></div>	0	0	0

DEM US Representative, Dist 26

Vote For 1

	TOTAL	VOTE %		Absentee	Early Voting	Election Day
Ernest R. Lineberger III	2	100.00%	<div style="width: 100%;"></div>	0	1	1

DEM Railroad Commissioner

Vote For 1

	TOTAL	VOTE %		Absentee	Early Voting	Election Day
Katherine Culbert	2	100.00%	<div style="width: 100%;"></div>	0	1	1
Bill Burch	0	0.00%	<div style="width: 0%;"></div>	0	0	0

DEM Justice, Supreme Court, PI 2

Vote For 1

	TOTAL	VOTE %		Absentee	Early Voting	Election Day
Randy Sarosdy	1	50.00%	<div style="width: 50%;"></div>	0	1	0
DaSean Jones	0	0.00%	<div style="width: 0%;"></div>	0	0	0

DEM Justice, Supreme Court, PI 4

Vote For 1

	TOTAL	VOTE %		Absentee	Early Voting	Election Day
Christine Vinh Weems	2	100.00%	<div style="width: 100%;"></div>	0	1	1

DEM Justice, Supreme Court, PI 6

Vote For 1

	TOTAL	VOTE %		Absentee	Early Voting	Election Day
Joe Pool	1	50.00%	<div style="width: 50%;"></div>	0	1	0
Bonnie Lee Goldstein	0	0.00%	<div style="width: 0%;"></div>	0	0	0

DEM Presiding Judge, Ct of Crim App

Vote For 1

	TOTAL	VOTE %		Absentee	Early Voting	Election Day
Holly Taylor	2	100.00%	<div style="width: 100%;"></div>	0	1	1

Pct. 17

DEM Judge, Ct of Crim App, PI 7

Vote For 1

	TOTAL	VOTE %		Absentee	Early Voting	Election Day
Nancy Mulder	2	100.00%	<div style="width: 100%; height: 10px; background-color: #f0e68c;"></div>	0	1	1

DEM Judge, Ct of Crim App, PI 8

Vote For 1

	TOTAL	VOTE %		Absentee	Early Voting	Election Day
Chika Anyiam	2	100.00%	<div style="width: 100%; height: 10px; background-color: #f0e68c;"></div>	0	1	1

DEM Member, State BoE, Dist 12

Vote For 1

	TOTAL	VOTE %		Absentee	Early Voting	Election Day
George King	2	100.00%	<div style="width: 100%; height: 10px; background-color: #f0e68c;"></div>	0	1	1

DEM State Senator, Dist 30

Vote For 1

	TOTAL	VOTE %		Absentee	Early Voting	Election Day
Michael Braxton	1	50.00%	<div style="width: 50%; height: 10px; background-color: #f0e68c;"></div>	0	1	0
Dale Frey	0	0.00%	<div style="width: 0%; height: 10px; background-color: #d3d3d3;"></div>	0	0	0
Matthew McGhee	0	0.00%	<div style="width: 0%; height: 10px; background-color: #d3d3d3;"></div>	0	0	0

DEM State Representative, Dist 68

Vote For 1

	TOTAL	VOTE %		Absentee	Early Voting	Election Day
Stacey Swann	2	100.00%	<div style="width: 100%; height: 10px; background-color: #f0e68c;"></div>	0	1	1

DEM Dist Judge, 235th Judicial Dist

Vote For 1

	TOTAL	VOTE %		Absentee	Early Voting	Election Day
Emmanuel Albarado	2	100.00%	<div style="width: 100%; height: 10px; background-color: #f0e68c;"></div>	0	1	1

DEM County Chair

Vote For 1

	TOTAL	VOTE %		Absentee	Early Voting	Election Day
Sherman Moore	2	100.00%	<div style="width: 100%; height: 10px; background-color: #f0e68c;"></div>	0	1	1

Pct. 18

Statistics

	TOTAL	Absentee	Early Voting	Election Day
Registered Voters - Total	1,951			
Registered Voters - Republican Party	0			
Registered Voters - Democratic Party	0			
Registered Voters - NONPARTISAN	1,951			
Ballots Cast - Total	704	10	107	587
Ballots Cast - Republican Party	694	10	102	582
Ballots Cast - Democratic Party	10	0	5	5
Ballots Cast - NONPARTISAN	0	0	0	0
Ballots Cast - Blank	0	0	0	0
Voter Turnout - Total	36.08%			
Voter Turnout - Republican Party	0.00%			
Voter Turnout - Democratic Party	0.00%			
Voter Turnout - NONPARTISAN	0.00%			

REP President

Vote For 1

	TOTAL	VOTE %	Absentee	Early Voting	Election Day
Ryan L. Binkley	0	0.00%	0	0	0
Chris Christie	2	0.29%	0	1	1
Vivek Ramaswamy	5	0.72%	0	1	4
Ron DeSantis	10	1.44%	0	0	10
Nikki Haley	98	14.12%	2	27	69
Asa Hutchinson	2	0.29%	0	0	2
David Stuckenberg	1	0.14%	0	0	1
Donald J. Trump	557	80.26%	7	71	479
Uncommitted	13	1.87%	1	2	10

REP US Senator

Vote For 1

	TOTAL	VOTE %	Absentee	Early Voting	Election Day
R E (Rufus) Lopez	27	3.89%	0	4	23
Holland "Redd" Gibson	29	4.18%	0	6	23
Ted Cruz	584	84.15%	8	82	494

Pct. 18

REP US Representative, Dist 26

Vote For 1

	TOTAL	VOTE %	Absentee	Early Voting	Election Day
Jason Kergosien	5	0.72%	0	2	3
Burt Thakur	4	0.58%	0	0	4
Scott Armev	149	21.47%	1	28	120
John Huffman	53	7.64%	0	12	41
Vlad De Franceschi	9	1.30%	0	0	9
Luisa Del Rosal	46	6.63%	2	10	34
Joel A Krause	3	0.43%	0	0	3
Neena Biswas	3	0.43%	0	1	2
Brandon Gill	329	47.41%	3	40	286
Doug Robison	29	4.18%	0	5	24
Mark "Big Rut" Rutledge	4	0.58%	0	0	4

REP Railroad Commissioner

Vote For 1

	TOTAL	VOTE %	Absentee	Early Voting	Election Day
Corey Howell	53	7.64%	0	8	45
Christie Clark	52	7.49%	1	7	44
James "Jim" Matlock	141	20.32%	0	24	117
Petra Reyes	8	1.15%	0	0	8
Christi Craddick	290	41.79%	6	44	240

REP Justice, Supreme Court, PI 2

Vote For 1

	TOTAL	VOTE %	Absentee	Early Voting	Election Day
Jimmy Blacklock	523	75.36%	4	76	443

REP Justice, Supreme Court, PI 4

Vote For 1

	TOTAL	VOTE %	Absentee	Early Voting	Election Day
Brian Walker	232	33.43%	6	45	181
John Devine	301	43.37%	1	33	267

REP Justice, Supreme Court, PI 6

Vote For 1

	TOTAL	VOTE %	Absentee	Early Voting	Election Day
Jane Bland	503	72.48%	4	73	426

REP Presiding Judge, Ct of Crim App

Vote For 1

	TOTAL	VOTE %	Absentee	Early Voting	Election Day
Sharon Keller	206	29.68%	5	31	170
David J. Schenck	351	50.58%	3	46	302

Pct. 18

REP Judge, Ct of Crim App, PI 7

Vote For 1

	TOTAL	VOTE %		Absentee	Early Voting	Election Day
Barbara Parker Hervey	141	20.32%		3	19	119
Gina Parker	393	56.63%		4	57	332

REP Judge, Ct of Crim App, PI 8

Vote For 1

	TOTAL	VOTE %		Absentee	Early Voting	Election Day
Michelle Slaughter	238	34.29%		4	32	202
Lee Finley	295	42.51%		3	42	250

REP Member, State BoE, Dist 12

Vote For 1

	TOTAL	VOTE %		Absentee	Early Voting	Election Day
Pam Little	301	43.37%		2	34	265
Jamie Kohlmann	92	13.26%		3	23	66
Chad Green	111	15.99%		0	16	95
Matt Rostami	60	8.65%		0	5	55

REP State Senator, Dist 30

Vote For 1

	TOTAL	VOTE %		Absentee	Early Voting	Election Day
Jace Yarbrough	221	31.84%		2	30	189
Brent Hagenbuch	266	38.33%		0	47	219
Carrie De Moor	51	7.35%		2	6	43
Cody Clark	41	5.91%		1	5	35

REP State Representative, Dist 68

Vote For 1

	TOTAL	VOTE %		Absentee	Early Voting	Election Day
David Spiller	444	63.98%		9	61	374
Kerri Kingsbery	191	27.52%		1	35	155

REP Chief Justice, 2nd Ct of App Dist

Vote For 1

	TOTAL	VOTE %		Absentee	Early Voting	Election Day
Bonnie Sudderth	478	68.88%		4	73	401

REP Justice, 2nd Ct of App Dist, PI 4

Vote For 1

	TOTAL	VOTE %		Absentee	Early Voting	Election Day
Wade Birdwell	482	69.45%		5	72	405

Pct. 18

REP Justice, 2nd Ct of App Dist, PI 5

Vote For 1

	TOTAL	VOTE %		Absentee	Early Voting	Election Day
Dabney Bassel	486	70.03%		4	72	410

REP Justice, 2nd Ct of App Dist, PI 6

Vote For 1

	TOTAL	VOTE %		Absentee	Early Voting	Election Day
Mike Wallach	490	70.61%		4	74	412

REP Dist Judge, 235th Judicial Dist

Vote For 1

	TOTAL	VOTE %		Absentee	Early Voting	Election Day
Janelle M. Haverkamp	554	79.83%		7	87	460

REP Dist Attorney, 235th Judicial Dist

Vote For 1

	TOTAL	VOTE %		Absentee	Early Voting	Election Day
John Warren	517	74.50%		6	77	434

REP County Attorney

Vote For 1

	TOTAL	VOTE %		Absentee	Early Voting	Election Day
Ed Zielinski	540	77.81%		7	80	453

REP Sheriff

Vote For 1

	TOTAL	VOTE %		Absentee	Early Voting	Election Day
Ray Sappington	541	77.95%		7	82	452

REP County Tax Assessor-Collector

Vote For 1

	TOTAL	VOTE %		Absentee	Early Voting	Election Day
Brandy Ann Carr	548	78.96%		7	85	456

REP Constable Pct 1

Vote For 1

	TOTAL	VOTE %		Absentee	Early Voting	Election Day
Mark Westbrook	511	73.63%		6	73	432

REP County Chair

Vote For 1

	TOTAL	VOTE %		Absentee	Early Voting	Election Day
Chris McNamara	449	64.70%		7	75	367

Pct. 18

REP Proposition 1

Vote For 1

	TOTAL	VOTE %		Absentee	Early Voting	Election Day
YES	498	71.76%		4	66	428
NO	138	19.88%		6	31	101

REP Proposition 2

Vote For 1

	TOTAL	VOTE %		Absentee	Early Voting	Election Day
YES	608	87.61%		10	89	509
NO	55	7.93%		0	11	44

REP Proposition 3

Vote For 1

	TOTAL	VOTE %		Absentee	Early Voting	Election Day
YES	561	80.84%		9	77	475
NO	81	11.67%		0	22	59

REP Proposition 4

Vote For 1

	TOTAL	VOTE %		Absentee	Early Voting	Election Day
YES	576	83.00%		8	81	487
NO	76	10.95%		0	18	58

REP Proposition 5

Vote For 1

	TOTAL	VOTE %		Absentee	Early Voting	Election Day
YES	515	74.21%		8	77	430
NO	132	19.02%		0	23	109

REP Proposition 6

Vote For 1

	TOTAL	VOTE %		Absentee	Early Voting	Election Day
YES	550	79.25%		8	79	463
NO	89	12.82%		1	19	69

REP Proposition 7

Vote For 1

	TOTAL	VOTE %		Absentee	Early Voting	Election Day
YES	442	63.69%		2	71	369
NO	143	20.61%		5	17	121

REP Proposition 8

Vote For 1

	TOTAL	VOTE %		Absentee	Early Voting	Election Day
YES	608	87.61%		9	85	514
NO	47	6.77%		0	15	32

Pct. 18

REP Proposition 9

Vote For 1

	TOTAL	VOTE %		Absentee	Early Voting	Election Day
YES	470	67.72%		7	72	391
NO	160	23.05%		1	24	135

REP Proposition 10

Vote For 1

	TOTAL	VOTE %		Absentee	Early Voting	Election Day
YES	567	81.70%		9	86	472
NO	63	9.08%		0	11	52

REP Proposition 11

Vote For 1

	TOTAL	VOTE %		Absentee	Early Voting	Election Day
YES	443	63.83%		6	66	371
NO	215	30.98%		3	32	180

REP Proposition 12

Vote For 1

	TOTAL	VOTE %		Absentee	Early Voting	Election Day
YES	644	92.80%		9	98	537
NO	19	2.74%		0	3	16

REP Proposition 13

Vote For 1

	TOTAL	VOTE %		Absentee	Early Voting	Election Day
YES	615	88.62%		10	96	509
NO	26	3.75%		0	3	23

DEM President

Vote For 1

	TOTAL	VOTE %		Absentee	Early Voting	Election Day
Star Locke	0	0.00%		0	0	0
Cenk Uygur	1	10.00%		0	0	1
Armando "Mando" Perez-Serrato	0	0.00%		0	0	0
Dean Phillips	0	0.00%		0	0	0
Gabriel A. Cornejo	0	0.00%		0	0	0
Marianne Williamson	3	30.00%		0	1	2
Joseph R. Biden Jr.	6	60.00%		0	4	2
Frankie Lozada	0	0.00%		0	0	0

Pct. 18

DEM US Senator

Vote For 1

	TOTAL	VOTE %	Absentee	Early Voting	Election Day
Steven J. Keough	2	20.00%	0	1	1
Meri Gomez	1	10.00%	0	1	0
Heli Rodriguez Prilliman	0	0.00%	0	0	0
Colin Allred	7	70.00%	0	3	4
Thierry Tchenko	0	0.00%	0	0	0
Roland Gutierrez	0	0.00%	0	0	0
Mark Gonzalez	0	0.00%	0	0	0
Carl Oscar Sherman	0	0.00%	0	0	0
A. "Robert" Hassan	0	0.00%	0	0	0

DEM US Representative, Dist 26

Vote For 1

	TOTAL	VOTE %	Absentee	Early Voting	Election Day
Ernest R. Lineberger III	9	90.00%	0	5	4

DEM Railroad Commissioner

Vote For 1

	TOTAL	VOTE %	Absentee	Early Voting	Election Day
Katherine Culbert	9	90.00%	0	5	4
Bill Burch	1	10.00%	0	0	1

DEM Justice, Supreme Court, PI 2

Vote For 1

	TOTAL	VOTE %	Absentee	Early Voting	Election Day
Randy Sarosdy	4	40.00%	0	1	3
DaSean Jones	6	60.00%	0	4	2

DEM Justice, Supreme Court, PI 4

Vote For 1

	TOTAL	VOTE %	Absentee	Early Voting	Election Day
Christine Vinh Weems	9	90.00%	0	5	4

DEM Justice, Supreme Court, PI 6

Vote For 1

	TOTAL	VOTE %	Absentee	Early Voting	Election Day
Joe Pool	2	20.00%	0	0	2
Bonnie Lee Goldstein	8	80.00%	0	5	3

DEM Presiding Judge, Ct of Crim App


Vote For 1

	TOTAL	VOTE %	Absentee	Early Voting	Election Day
Holly Taylor	10	100.00%	0	5	5

Pct. 18


DEM Judge, Ct of Crim App, PI 7

Vote For 1

	TOTAL	VOTE %		Absentee	Early Voting	Election Day
Nancy Mulder	8	80.00%		0	5	3


DEM Judge, Ct of Crim App, PI 8

Vote For 1

	TOTAL	VOTE %		Absentee	Early Voting	Election Day
Chika Anyiam	8	80.00%		0	5	3


DEM Member, State BoE, Dist 12

Vote For 1

	TOTAL	VOTE %		Absentee	Early Voting	Election Day
George King	8	80.00%		0	5	3


DEM State Senator, Dist 30

Vote For 1

	TOTAL	VOTE %		Absentee	Early Voting	Election Day
Michael Braxton	2	20.00%		0	0	2
Dale Frey	3	30.00%		0	2	1
Matthew McGhee	3	30.00%		0	1	2


DEM State Representative, Dist 68

Vote For 1

	TOTAL	VOTE %		Absentee	Early Voting	Election Day
Stacey Swann	8	80.00%		0	5	3


DEM Dist Judge, 235th Judicial Dist

Vote For 1

	TOTAL	VOTE %		Absentee	Early Voting	Election Day
Emmanuel Albarado	8	80.00%		0	5	3

DEM County Chair

Vote For 1

	TOTAL	VOTE %		Absentee	Early Voting	Election Day
Sherman Moore	8	80.00%		0	5	3

Pct. 21

Statistics	TOTAL	Absentee	Early Voting	Election Day
Registered Voters - Total	1,468			
Registered Voters - Republican Party	0			
Registered Voters - Democratic Party	0			
Registered Voters - NONPARTISAN	1,468			
Ballots Cast - Total	546	10	105	431
Ballots Cast - Republican Party	534	7	103	424
Ballots Cast - Democratic Party	12	3	2	7
Ballots Cast - NONPARTISAN	0	0	0	0
Ballots Cast - Blank	0	0	0	0
Voter Turnout - Total	37.19%			
Voter Turnout - Republican Party	0.00%			
Voter Turnout - Democratic Party	0.00%			
Voter Turnout - NONPARTISAN	0.00%			

REP President

Vote For 1

	TOTAL	VOTE %	Absentee	Early Voting	Election Day
Ryan L. Binkley	1	0.19%	0	0	1
Chris Christie	2	0.37%	0	0	2
Vivek Ramaswamy	0	0.00%	0	0	0
Ron DeSantis	6	1.12%	2	0	4
Nikki Haley	70	13.11%	0	16	54
Asa Hutchinson	0	0.00%	0	0	0
David Stuckenberg	0	0.00%	0	0	0
Donald J. Trump	443	82.96%	4	86	353
Uncommitted	8	1.50%	0	1	7

REP US Senator

Vote For 1

	TOTAL	VOTE %	Absentee	Early Voting	Election Day
R E (Rufus) Lopez	21	3.93%	0	4	17
Holland "Redd" Gibson	19	3.56%	0	1	18
Ted Cruz	457	85.58%	6	94	357

Pct. 21

REP US Representative, Dist 26

Vote For 1

	TOTAL	VOTE %	Absentee	Early Voting	Election Day
Jason Kergosien	4	0.75%	0	1	3
Burt Thakur	2	0.37%	0	1	1
Scott Armev	72	13.48%	2	8	62
John Huffman	47	8.80%	2	14	31
Vlad De Franceschi	1	0.19%	0	1	0
Luisa Del Rosal	24	4.49%	0	3	21
Joel A Krause	3	0.56%	0	0	3
Neena Biswas	2	0.37%	0	0	2
Brandon Gill	292	54.68%	3	59	230
Doug Robison	37	6.93%	0	7	30
Mark "Big Rut" Rutledge	9	1.69%	0	4	5

REP Railroad Commissioner

Vote For 1

	TOTAL	VOTE %	Absentee	Early Voting	Election Day
Corey Howell	49	9.18%	0	14	35
Christie Clark	60	11.24%	2	7	51
James "Jim" Matlock	111	20.79%	2	18	91
Petra Reyes	20	3.75%	0	3	17
Christi Craddick	142	26.59%	0	36	106

REP Justice, Supreme Court, PI 2

Vote For 1

	TOTAL	VOTE %	Absentee	Early Voting	Election Day
Jimmy Blacklock	381	71.35%	3	73	305

REP Justice, Supreme Court, PI 4

Vote For 1

	TOTAL	VOTE %	Absentee	Early Voting	Election Day
Brian Walker	213	39.89%	3	43	167
John Devine	172	32.21%	1	34	137

REP Justice, Supreme Court, PI 6

Vote For 1

	TOTAL	VOTE %	Absentee	Early Voting	Election Day
Jane Bland	369	69.10%	3	69	297

REP Presiding Judge, Ct of Crim App

Vote For 1

	TOTAL	VOTE %	Absentee	Early Voting	Election Day
Sharon Keller	153	28.65%	0	38	115
David J. Schenck	234	43.82%	4	37	193

Pct. 21

REP Judge, Ct of Crim App, PI 7

Vote For 1

	TOTAL	VOTE %		Absentee	Early Voting	Election Day
Barbara Parker Hervey	137	25.66%		2	28	107
Gina Parker	231	43.26%		2	45	184

REP Judge, Ct of Crim App, PI 8

Vote For 1

	TOTAL	VOTE %		Absentee	Early Voting	Election Day
Michelle Slaughter	159	29.78%		0	35	124
Lee Finley	214	40.07%		4	40	170

REP Member, State BoE, Dist 12

Vote For 1

	TOTAL	VOTE %		Absentee	Early Voting	Election Day
Pam Little	173	32.40%		2	32	139
Jamie Kohlmann	89	16.67%		1	27	61
Chad Green	75	14.04%		1	17	57
Matt Rostami	52	9.74%		0	5	47

REP State Senator, Dist 30

Vote For 1

	TOTAL	VOTE %		Absentee	Early Voting	Election Day
Jace Yarbrough	180	33.71%		2	32	146
Brent Hagenbuch	160	29.96%		0	39	121
Carrie De Moor	45	8.43%		1	10	34
Cody Clark	51	9.55%		1	9	41

REP State Representative, Dist 68

Vote For 1

	TOTAL	VOTE %		Absentee	Early Voting	Election Day
David Spiller	308	57.68%		5	67	236
Kerri Kingsbery	168	31.46%		2	29	137

REP Chief Justice, 2nd Ct of App Dist

Vote For 1

	TOTAL	VOTE %		Absentee	Early Voting	Election Day
Bonnie Sudderth	354	66.29%		3	70	281

REP Justice, 2nd Ct of App Dist, PI 4


Vote For 1

	TOTAL	VOTE %		Absentee	Early Voting	Election Day
Wade Birdwell	356	66.67%		3	71	282

Pct. 21


REP Justice, 2nd Ct of App Dist, PI 5

Vote For 1

	TOTAL	VOTE %		Absentee	Early Voting	Election Day
Dabney Bassel	356	66.67%		3	70	283


REP Justice, 2nd Ct of App Dist, PI 6

Vote For 1

	TOTAL	VOTE %		Absentee	Early Voting	Election Day
Mike Wallach	365	68.35%		3	74	288


REP Dist Judge, 235th Judicial Dist

Vote For 1

	TOTAL	VOTE %		Absentee	Early Voting	Election Day
Janelle M. Haverkamp	445	83.33%		6	78	361


REP Dist Attorney, 235th Judicial Dist

Vote For 1

	TOTAL	VOTE %		Absentee	Early Voting	Election Day
John Warren	410	76.78%		4	78	328


REP County Attorney

Vote For 1

	TOTAL	VOTE %		Absentee	Early Voting	Election Day
Ed Zielinski	423	79.21%		6	75	342


REP Sheriff

Vote For 1

	TOTAL	VOTE %		Absentee	Early Voting	Election Day
Ray Sappington	438	82.02%		6	81	351


REP County Tax Assessor-Collector

Vote For 1

	TOTAL	VOTE %		Absentee	Early Voting	Election Day
Brandy Ann Carr	428	80.15%		6	82	340


REP Constable Pct 1

Vote For 1

	TOTAL	VOTE %		Absentee	Early Voting	Election Day
Mark Westbrook	401	75.09%		6	77	318

REP County Chair

Vote For 1

	TOTAL	VOTE %		Absentee	Early Voting	Election Day
Chris McNamara	373	69.85%		4	75	294

Pct. 21

REP Proposition 1

Vote For 1

	TOTAL	VOTE %		Absentee	Early Voting	Election Day
YES	389	72.85%		5	72	312
NO	113	21.16%		2	25	86

REP Proposition 2

Vote For 1

	TOTAL	VOTE %		Absentee	Early Voting	Election Day
YES	487	91.20%		7	96	384
NO	34	6.37%		0	5	29

REP Proposition 3

Vote For 1

	TOTAL	VOTE %		Absentee	Early Voting	Election Day
YES	451	84.46%		7	95	349
NO	66	12.36%		0	7	59

REP Proposition 4

Vote For 1

	TOTAL	VOTE %		Absentee	Early Voting	Election Day
YES	460	86.14%		7	93	360
NO	57	10.67%		0	8	49

REP Proposition 5

Vote For 1

	TOTAL	VOTE %		Absentee	Early Voting	Election Day
YES	428	80.15%		7	86	335
NO	86	16.10%		0	15	71

REP Proposition 6

Vote For 1

	TOTAL	VOTE %		Absentee	Early Voting	Election Day
YES	436	81.65%		4	86	346
NO	66	12.36%		2	13	51

REP Proposition 7

Vote For 1

	TOTAL	VOTE %		Absentee	Early Voting	Election Day
YES	347	64.98%		3	76	268
NO	109	20.41%		1	16	92

REP Proposition 8

Vote For 1

	TOTAL	VOTE %		Absentee	Early Voting	Election Day
YES	481	90.07%		7	93	381
NO	36	6.74%		0	7	29

Pct. 21

REP Proposition 9

Vote For 1

	TOTAL	VOTE %		Absentee	Early Voting	Election Day
YES	366	68.54%		6	79	281
NO	133	24.91%		0	19	114

REP Proposition 10

Vote For 1

	TOTAL	VOTE %		Absentee	Early Voting	Election Day
YES	458	85.77%		6	91	361
NO	47	8.80%		1	9	37

REP Proposition 11

Vote For 1

	TOTAL	VOTE %		Absentee	Early Voting	Election Day
YES	355	66.48%		5	76	274
NO	155	29.03%		1	25	129

REP Proposition 12

Vote For 1

	TOTAL	VOTE %		Absentee	Early Voting	Election Day
YES	512	95.88%		7	100	405
NO	10	1.87%		0	2	8

REP Proposition 13

Vote For 1

	TOTAL	VOTE %		Absentee	Early Voting	Election Day
YES	503	94.19%		7	102	394
NO	12	2.25%		0	0	12

DEM President

Vote For 1

	TOTAL	VOTE %		Absentee	Early Voting	Election Day
Star Locke	1	8.33%		0	0	1
Cenk Uygur	1	8.33%		0	0	1
Armando "Mando" Perez-Serrato	0	0.00%		0	0	0
Dean Phillips	0	0.00%		0	0	0
Gabriel A. Cornejo	0	0.00%		0	0	0
Marianne Williamson	2	16.67%		0	0	2
Joseph R. Biden Jr.	6	50.00%		2	1	3
Frankie Lozada	0	0.00%		0	0	0

Pct. 21

DEM US Senator

Vote For 1

	TOTAL	VOTE %	Absentee	Early Voting	Election Day
Steven J. Keough	1	8.33%	0	0	1
Meri Gomez	0	0.00%	0	0	0
Heli Rodriguez Prilliman	0	0.00%	0	0	0
Colin Allred	9	75.00%	3	2	4
Thierry Tchenko	0	0.00%	0	0	0
Roland Gutierrez	0	0.00%	0	0	0
Mark Gonzalez	0	0.00%	0	0	0
Carl Oscar Sherman	0	0.00%	0	0	0
A. "Robert" Hassan	1	8.33%	0	0	1

DEM US Representative, Dist 26

Vote For 1

	TOTAL	VOTE %	Absentee	Early Voting	Election Day
Ernest R. Lineberger III	4	33.33%	1	0	3

DEM Railroad Commissioner

Vote For 1

	TOTAL	VOTE %	Absentee	Early Voting	Election Day
Katherine Culbert	5	41.67%	1	1	3
Bill Burch	3	25.00%	1	0	2

DEM Justice, Supreme Court, PI 2

Vote For 1

	TOTAL	VOTE %	Absentee	Early Voting	Election Day
Randy Sarosdy	5	41.67%	2	0	3
DaSean Jones	3	25.00%	0	1	2

DEM Justice, Supreme Court, PI 4

Vote For 1

	TOTAL	VOTE %	Absentee	Early Voting	Election Day
Christine Vinh Weems	4	33.33%	0	0	4

DEM Justice, Supreme Court, PI 6

Vote For 1

	TOTAL	VOTE %	Absentee	Early Voting	Election Day
Joe Pool	3	25.00%	1	0	2
Bonnie Lee Goldstein	4	33.33%	1	1	2

DEM Presiding Judge, Ct of Crim App


Vote For 1

	TOTAL	VOTE %	Absentee	Early Voting	Election Day
Holly Taylor	5	41.67%	1	0	4

Pct. 21


DEM Judge, Ct of Crim App, PI 7

Vote For 1

	TOTAL	VOTE %		Absentee	Early Voting	Election Day
Nancy Mulder	7	58.33%		1	0	6


DEM Judge, Ct of Crim App, PI 8

Vote For 1

	TOTAL	VOTE %		Absentee	Early Voting	Election Day
Chika Anyiam	4	33.33%		1	0	3


DEM Member, State BoE, Dist 12

Vote For 1

	TOTAL	VOTE %		Absentee	Early Voting	Election Day
George King	5	41.67%		1	0	4


DEM State Senator, Dist 30

Vote For 1

	TOTAL	VOTE %		Absentee	Early Voting	Election Day
Michael Braxton	4	33.33%		0	1	3
Dale Frey	2	16.67%		1	0	1
Matthew McGhee	2	16.67%		1	0	1


DEM State Representative, Dist 68

Vote For 1

	TOTAL	VOTE %		Absentee	Early Voting	Election Day
Stacey Swann	6	50.00%		1	0	5


DEM Dist Judge, 235th Judicial Dist

Vote For 1

	TOTAL	VOTE %		Absentee	Early Voting	Election Day
Emmanuel Albarado	3	25.00%		1	0	2

DEM County Chair

Vote For 1

	TOTAL	VOTE %		Absentee	Early Voting	Election Day
Sherman Moore	4	33.33%		1	0	3

Pct. 22

Statistics

	TOTAL	Absentee	Early Voting	Election Day
Registered Voters - Total	2,241			
Registered Voters - Republican Party	0			
Registered Voters - Democratic Party	0			
Registered Voters - NONPARTISAN	2,241			
Ballots Cast - Total	891	31	228	632
Ballots Cast - Republican Party	835	25	214	596
Ballots Cast - Democratic Party	56	6	14	36
Ballots Cast - NONPARTISAN	0	0	0	0
Ballots Cast - Blank	0	0	0	0
Voter Turnout - Total	39.76%			
Voter Turnout - Republican Party	0.00%			
Voter Turnout - Democratic Party	0.00%			
Voter Turnout - NONPARTISAN	0.00%			

REP President

Vote For 1

	TOTAL	VOTE %	Absentee	Early Voting	Election Day
Ryan L. Binkley	1	0.12%	0	1	0
Chris Christie	1	0.12%	0	0	1
Vivek Ramaswamy	0	0.00%	0	0	0
Ron DeSantis	10	1.20%	0	5	5
Nikki Haley	150	17.96%	8	39	103
Asa Hutchinson	0	0.00%	0	0	0
David Stuckenberg	1	0.12%	0	1	0
Donald J. Trump	655	78.44%	14	162	479
Uncommitted	11	1.32%	1	5	5

REP US Senator

Vote For 1

	TOTAL	VOTE %	Absentee	Early Voting	Election Day
R E (Rufus) Lopez	22	2.63%	1	6	15
Holland "Redd" Gibson	57	6.83%	2	12	43
Ted Cruz	715	85.63%	21	183	511

Pct. 22

REP US Representative, Dist 26

Vote For 1

	TOTAL	VOTE %	Absentee	Early Voting	Election Day
Jason Kergosien	6	0.72%	0	1	5
Burt Thakur	6	0.72%	0	1	5
Scott Armev	120	14.37%	3	45	72
John Huffman	55	6.59%	4	11	40
Vlad De Franceschi	3	0.36%	0	2	1
Luisa Del Rosal	20	2.40%	1	8	11
Joel A Krause	3	0.36%	0	1	2
Neena Biswas	8	0.96%	0	3	5
Brandon Gill	493	59.04%	11	116	366
Doug Robison	48	5.75%	3	13	32
Mark "Big Rut" Rutledge	8	0.96%	0	1	7

REP Railroad Commissioner

Vote For 1

	TOTAL	VOTE %	Absentee	Early Voting	Election Day
Corey Howell	66	7.90%	2	11	53
Christie Clark	110	13.17%	0	35	75
James "Jim" Matlock	166	19.88%	1	34	131
Petra Reyes	6	0.72%	0	2	4
Christi Craddick	303	36.29%	12	100	191

REP Justice, Supreme Court, PI 2

Vote For 1

	TOTAL	VOTE %	Absentee	Early Voting	Election Day
Jimmy Blacklock	649	77.72%	11	162	476

REP Justice, Supreme Court, PI 4

Vote For 1

	TOTAL	VOTE %	Absentee	Early Voting	Election Day
Brian Walker	299	35.81%	7	85	207
John Devine	346	41.44%	5	86	255

REP Justice, Supreme Court, PI 6

Vote For 1

	TOTAL	VOTE %	Absentee	Early Voting	Election Day
Jane Bland	638	76.41%	11	159	468

REP Presiding Judge, Ct of Crim App

Vote For 1

	TOTAL	VOTE %	Absentee	Early Voting	Election Day
Sharon Keller	231	27.66%	2	61	168
David J. Schenck	406	48.62%	9	106	291

Pct. 22

REP Judge, Ct of Crim App, PI 7

Vote For 1

	TOTAL	VOTE %	Absentee	Early Voting	Election Day
Barbara Parker Hervey	191	22.87%	4	48	139
Gina Parker	430	51.50%	7	113	310

REP Judge, Ct of Crim App, PI 8

Vote For 1

	TOTAL	VOTE %	Absentee	Early Voting	Election Day
Michelle Slaughter	237	28.38%	9	61	167
Lee Finley	383	45.87%	2	101	280

REP Member, State BoE, Dist 12

Vote For 1

	TOTAL	VOTE %	Absentee	Early Voting	Election Day
Pam Little	361	43.23%	10	99	252
Jamie Kohlmann	127	15.21%	1	43	83
Chad Green	100	11.98%	3	26	71
Matt Rostami	65	7.78%	1	11	53

REP State Senator, Dist 30

Vote For 1

	TOTAL	VOTE %	Absentee	Early Voting	Election Day
Jace Yarbrough	283	33.89%	2	68	213
Brent Hagenbuch	226	27.07%	5	67	154
Carrie De Moor	101	12.10%	4	31	66
Cody Clark	65	7.78%	2	17	46

REP State Representative, Dist 68

Vote For 1

	TOTAL	VOTE %	Absentee	Early Voting	Election Day
David Spiller	366	43.83%	18	94	254
Kerri Kingsbery	381	45.63%	6	103	272

REP Chief Justice, 2nd Ct of App Dist

Vote For 1

	TOTAL	VOTE %	Absentee	Early Voting	Election Day
Bonnie Sudderth	574	68.74%	11	154	409

REP Justice, 2nd Ct of App Dist, PI 4


Vote For 1

	TOTAL	VOTE %	Absentee	Early Voting	Election Day
Wade Birdwell	579	69.34%	11	157	411

Pct. 22


REP Justice, 2nd Ct of App Dist, PI 5

Vote For 1

	TOTAL	VOTE %		Absentee	Early Voting	Election Day
Dabney Bassel	575	68.86%		11	153	411


REP Justice, 2nd Ct of App Dist, PI 6

Vote For 1

	TOTAL	VOTE %		Absentee	Early Voting	Election Day
Mike Wallach	583	69.82%		11	153	419


REP Dist Judge, 235th Judicial Dist

Vote For 1

	TOTAL	VOTE %		Absentee	Early Voting	Election Day
Janelle M. Haverkamp	630	75.45%		17	160	453


REP Dist Attorney, 235th Judicial Dist

Vote For 1

	TOTAL	VOTE %		Absentee	Early Voting	Election Day
John Warren	612	73.29%		14	154	444


REP County Attorney

Vote For 1

	TOTAL	VOTE %		Absentee	Early Voting	Election Day
Ed Zielinski	624	74.73%		15	156	453


REP Sheriff

Vote For 1

	TOTAL	VOTE %		Absentee	Early Voting	Election Day
Ray Sappington	639	76.53%		17	158	464


REP County Tax Assessor-Collector

Vote For 1

	TOTAL	VOTE %		Absentee	Early Voting	Election Day
Brandy Ann Carr	653	78.20%		17	167	469


REP Constable Pct 2

Vote For 1

	TOTAL	VOTE %		Absentee	Early Voting	Election Day
Chuck Owen	593	71.02%		11	149	433

REP County Chair

Vote For 1

	TOTAL	VOTE %		Absentee	Early Voting	Election Day
Chris McNamara	600	71.86%		10	155	435

Pct. 22

REP Proposition 1

Vote For 1

	TOTAL	VOTE %		Absentee	Early Voting	Election Day
YES	579	69.34%		10	153	416
NO	212	25.39%		10	55	147

REP Proposition 2

Vote For 1

	TOTAL	VOTE %		Absentee	Early Voting	Election Day
YES	763	91.38%		23	197	543
NO	59	7.07%		1	17	41

REP Proposition 3

Vote For 1

	TOTAL	VOTE %		Absentee	Early Voting	Election Day
YES	745	89.22%		23	198	524
NO	71	8.50%		1	16	54

REP Proposition 4

Vote For 1

	TOTAL	VOTE %		Absentee	Early Voting	Election Day
YES	748	89.58%		21	193	534
NO	66	7.90%		3	20	43

REP Proposition 5

Vote For 1

	TOTAL	VOTE %		Absentee	Early Voting	Election Day
YES	703	84.19%		21	194	488
NO	106	12.69%		1	19	86

REP Proposition 6

Vote For 1

	TOTAL	VOTE %		Absentee	Early Voting	Election Day
YES	675	80.84%		19	180	476
NO	128	15.33%		3	31	94

REP Proposition 7

Vote For 1

	TOTAL	VOTE %		Absentee	Early Voting	Election Day
YES	535	64.07%		10	143	382
NO	213	25.51%		7	52	154

REP Proposition 8

Vote For 1

	TOTAL	VOTE %		Absentee	Early Voting	Election Day
YES	753	90.18%		22	194	537
NO	64	7.66%		1	18	45

Pct. 22

REP Proposition 9

Vote For 1

	TOTAL	VOTE %		Absentee	Early Voting	Election Day
YES	607	72.69%		19	160	428
NO	201	24.07%		4	50	147

REP Proposition 10

Vote For 1

	TOTAL	VOTE %		Absentee	Early Voting	Election Day
YES	720	86.23%		22	179	519
NO	80	9.58%		1	28	51

REP Proposition 11

Vote For 1

	TOTAL	VOTE %		Absentee	Early Voting	Election Day
YES	617	73.89%		12	162	443
NO	201	24.07%		12	52	137

REP Proposition 12

Vote For 1

	TOTAL	VOTE %		Absentee	Early Voting	Election Day
YES	800	95.81%		23	208	569
NO	21	2.52%		1	6	14

REP Proposition 13

Vote For 1

	TOTAL	VOTE %		Absentee	Early Voting	Election Day
YES	792	94.85%		21	208	563
NO	23	2.75%		0	5	18

DEM President

Vote For 1

	TOTAL	VOTE %		Absentee	Early Voting	Election Day
Star Locke	0	0.00%		0	0	0
Cenk Uygur	1	1.79%		0	1	0
Armando "Mando" Perez-Serrato	0	0.00%		0	0	0
Dean Phillips	2	3.57%		0	0	2
Gabriel A. Cornejo	0	0.00%		0	0	0
Marianne Williamson	2	3.57%		0	1	1
Joseph R. Biden Jr.	48	85.71%		6	12	30
Frankie Lozada	1	1.79%		0	0	1

Pct. 22

DEM US Senator

Vote For 1

	TOTAL	VOTE %	Absentee	Early Voting	Election Day
Steven J. Keough	2	3.57%	0	0	2
Meri Gomez	5	8.93%	1	1	3
Heli Rodriguez Prilliman	1	1.79%	0	0	1
Colin Allred	45	80.36%	5	12	28
Thierry Tchenko	0	0.00%	0	0	0
Roland Gutierrez	1	1.79%	0	0	1
Mark Gonzalez	0	0.00%	0	0	0
Carl Oscar Sherman	1	1.79%	0	0	1
A. "Robert" Hassan	0	0.00%	0	0	0

DEM US Representative, Dist 26

Vote For 1

	TOTAL	VOTE %	Absentee	Early Voting	Election Day
Ernest R. Lineberger III	42	75.00%	5	13	24

DEM Railroad Commissioner

Vote For 1

	TOTAL	VOTE %	Absentee	Early Voting	Election Day
Katherine Culbert	35	62.50%	3	9	23
Bill Burch	16	28.57%	2	4	10

DEM Justice, Supreme Court, PI 2

Vote For 1

	TOTAL	VOTE %	Absentee	Early Voting	Election Day
Randy Sarosdy	30	53.57%	3	9	18
DaSean Jones	18	32.14%	2	4	12

DEM Justice, Supreme Court, PI 4

Vote For 1

	TOTAL	VOTE %	Absentee	Early Voting	Election Day
Christine Vinh Weems	46	82.14%	4	13	29

DEM Justice, Supreme Court, PI 6

Vote For 1

	TOTAL	VOTE %	Absentee	Early Voting	Election Day
Joe Pool	18	32.14%	0	3	15
Bonnie Lee Goldstein	33	58.93%	5	11	17

DEM Presiding Judge, Ct of Crim App

Vote For 1

	TOTAL	VOTE %	Absentee	Early Voting	Election Day
Holly Taylor	47	83.93%	4	13	30

Pct. 22

DEM Judge, Ct of Crim App, PI 7

Vote For 1

	TOTAL	VOTE %		Absentee	Early Voting	Election Day
Nancy Mulder	44	78.57%		4	11	29

DEM Judge, Ct of Crim App, PI 8

Vote For 1

	TOTAL	VOTE %		Absentee	Early Voting	Election Day
Chika Anyiam	43	76.79%		3	11	29

DEM Member, State BoE, Dist 12

Vote For 1

	TOTAL	VOTE %		Absentee	Early Voting	Election Day
George King	43	76.79%		4	11	28

DEM State Senator, Dist 30

Vote For 1

	TOTAL	VOTE %		Absentee	Early Voting	Election Day
Michael Braxton	20	35.71%		1	2	17
Dale Frey	15	26.79%		4	5	6
Matthew McGhee	14	25.00%		1	5	8

DEM State Representative, Dist 68

Vote For 1

	TOTAL	VOTE %		Absentee	Early Voting	Election Day
Stacey Swann	44	78.57%		4	11	29

DEM Dist Judge, 235th Judicial Dist

Vote For 1

	TOTAL	VOTE %		Absentee	Early Voting	Election Day
Emmanuel Albarado	40	71.43%		3	11	26

DEM County Chair

Vote For 1

	TOTAL	VOTE %		Absentee	Early Voting	Election Day
Sherman Moore	41	73.21%		3	12	26

Pct. 33

Statistics

	TOTAL	Absentee	Early Voting	Election Day
Registered Voters - Total	523			
Registered Voters - Republican Party	0			
Registered Voters - Democratic Party	0			
Registered Voters - NONPARTISAN	523			
Ballots Cast - Total	156	1	37	118
Ballots Cast - Republican Party	155	1	37	117
Ballots Cast - Democratic Party	1	0	0	1
Ballots Cast - NONPARTISAN	0	0	0	0
Ballots Cast - Blank	0	0	0	0
Voter Turnout - Total	29.83%			
Voter Turnout - Republican Party	0.00%			
Voter Turnout - Democratic Party	0.00%			
Voter Turnout - NONPARTISAN	0.00%			

REP President

Vote For 1

	TOTAL	VOTE %	Absentee	Early Voting	Election Day
Ryan L. Binkley	0	0.00%	0	0	0
Chris Christie	2	1.29%	0	1	1
Vivek Ramaswamy	0	0.00%	0	0	0
Ron DeSantis	2	1.29%	0	0	2
Nikki Haley	23	14.84%	0	8	15
Asa Hutchinson	0	0.00%	0	0	0
David Stuckenberg	1	0.65%	1	0	0
Donald J. Trump	127	81.94%	0	28	99
Uncommitted	0	0.00%	0	0	0

REP US Senator

Vote For 1

	TOTAL	VOTE %	Absentee	Early Voting	Election Day
R E (Rufus) Lopez	3	1.94%	0	0	3
Holland "Redd" Gibson	6	3.87%	0	3	3
Ted Cruz	142	91.61%	1	32	109

Pct. 33

REP US Representative, Dist 26

Vote For 1

	TOTAL	VOTE %	Absentee	Early Voting	Election Day
Jason Kergosien	2	1.29%	0	0	2
Burt Thakur	1	0.65%	0	0	1
Scott Armev	21	13.55%	0	7	14
John Huffman	9	5.81%	0	2	7
Vlad De Franceschi	2	1.29%	0	0	2
Luisa Del Rosal	2	1.29%	0	1	1
Joel A Krause	1	0.65%	0	0	1
Neena Biswas	0	0.00%	0	0	0
Brandon Gill	98	63.23%	0	20	78
Doug Robison	5	3.23%	1	2	2
Mark "Big Rut" Rutledge	2	1.29%	0	1	1

REP Railroad Commissioner

Vote For 1

	TOTAL	VOTE %	Absentee	Early Voting	Election Day
Corey Howell	12	7.74%	0	3	9
Christie Clark	19	12.26%	0	6	13
James "Jim" Matlock	29	18.71%	0	11	18
Petra Reyes	4	2.58%	0	1	3
Christi Craddick	61	39.35%	1	11	49

REP Justice, Supreme Court, PI 2

Vote For 1

	TOTAL	VOTE %	Absentee	Early Voting	Election Day
Jimmy Blacklock	112	72.26%	1	26	85

REP Justice, Supreme Court, PI 4

Vote For 1

	TOTAL	VOTE %	Absentee	Early Voting	Election Day
Brian Walker	65	41.94%	0	14	51
John Devine	55	35.48%	0	12	43

REP Justice, Supreme Court, PI 6

Vote For 1

	TOTAL	VOTE %	Absentee	Early Voting	Election Day
Jane Bland	108	69.68%	1	25	82

REP Presiding Judge, Ct of Crim App

Vote For 1

	TOTAL	VOTE %	Absentee	Early Voting	Election Day
Sharon Keller	46	29.68%	0	13	33
David J. Schenck	78	50.32%	0	16	62

Pct. 33

REP Judge, Ct of Crim App, PI 7

Vote For 1

	TOTAL	VOTE %		Absentee	Early Voting	Election Day
Barbara Parker Hervey	33	21.29%		0	10	23
Gina Parker	84	54.19%		1	15	68

REP Judge, Ct of Crim App, PI 8

Vote For 1

	TOTAL	VOTE %		Absentee	Early Voting	Election Day
Michelle Slaughter	51	32.90%		1	14	36
Lee Finley	70	45.16%		0	13	57

REP Member, State BoE, Dist 12

Vote For 1

	TOTAL	VOTE %		Absentee	Early Voting	Election Day
Pam Little	50	32.26%		0	12	38
Jamie Kohlmann	28	18.06%		0	9	19
Chad Green	26	16.77%		0	4	22
Matt Rostami	14	9.03%		1	3	10

REP State Senator, Dist 30

Vote For 1

	TOTAL	VOTE %		Absentee	Early Voting	Election Day
Jace Yarbrough	41	26.45%		0	8	33
Brent Hagenbuch	48	30.97%		0	11	37
Carrie De Moor	13	8.39%		0	6	7
Cody Clark	20	12.90%		0	4	16

REP State Representative, Dist 68

Vote For 1

	TOTAL	VOTE %		Absentee	Early Voting	Election Day
David Spiller	98	63.23%		1	22	75
Kerri Kingsbery	38	24.52%		0	12	26

REP Chief Justice, 2nd Ct of App Dist

Vote For 1

	TOTAL	VOTE %		Absentee	Early Voting	Election Day
Bonnie Sudderth	101	65.16%		1	26	74

REP Justice, 2nd Ct of App Dist, PI 4

Vote For 1

	TOTAL	VOTE %		Absentee	Early Voting	Election Day
Wade Birdwell	100	64.52%		1	24	75

Pct. 33

REP Justice, 2nd Ct of App Dist, PI 5

Vote For 1

	TOTAL	VOTE %		Absentee	Early Voting	Election Day
Dabney Bassel	100	64.52%		1	25	74

REP Justice, 2nd Ct of App Dist, PI 6

Vote For 1

	TOTAL	VOTE %		Absentee	Early Voting	Election Day
Mike Wallach	101	65.16%		1	25	75

REP Dist Judge, 235th Judicial Dist

Vote For 1

	TOTAL	VOTE %		Absentee	Early Voting	Election Day
Janelle M. Haverkamp	125	80.65%		1	31	93

REP Dist Attorney, 235th Judicial Dist

Vote For 1

	TOTAL	VOTE %		Absentee	Early Voting	Election Day
John Warren	118	76.13%		1	31	86

REP County Attorney

Vote For 1

	TOTAL	VOTE %		Absentee	Early Voting	Election Day
Ed Zielinski	121	78.06%		1	29	91

REP Sheriff

Vote For 1

	TOTAL	VOTE %		Absentee	Early Voting	Election Day
Ray Sappington	119	76.77%		1	30	88

REP County Tax Assessor-Collector

Vote For 1

	TOTAL	VOTE %		Absentee	Early Voting	Election Day
Brandy Ann Carr	124	80.00%		1	29	94

REP Constable Pct 1

Vote For 1

	TOTAL	VOTE %		Absentee	Early Voting	Election Day
Mark Westbrook	112	72.26%		1	28	83

REP County Chair

Vote For 1

	TOTAL	VOTE %		Absentee	Early Voting	Election Day
Chris McNamara	114	73.55%		0	30	84

Pct. 33

REP Proposition 1

Vote For 1

	TOTAL	VOTE %		Absentee	Early Voting	Election Day
YES	133	85.81%		1	31	101
NO	17	10.97%		0	5	12

REP Proposition 2

Vote For 1

	TOTAL	VOTE %		Absentee	Early Voting	Election Day
YES	149	96.13%		1	35	113
NO	3	1.94%		0	1	2

REP Proposition 3

Vote For 1

	TOTAL	VOTE %		Absentee	Early Voting	Election Day
YES	130	83.87%		1	30	99
NO	17	10.97%		0	5	12

REP Proposition 4

Vote For 1

	TOTAL	VOTE %		Absentee	Early Voting	Election Day
YES	139	89.68%		1	33	105
NO	12	7.74%		0	3	9

REP Proposition 5

Vote For 1

	TOTAL	VOTE %		Absentee	Early Voting	Election Day
YES	123	79.35%		1	28	94
NO	22	14.19%		0	8	14

REP Proposition 6

Vote For 1

	TOTAL	VOTE %		Absentee	Early Voting	Election Day
YES	124	80.00%		1	26	97
NO	22	14.19%		0	9	13

REP Proposition 7

Vote For 1

	TOTAL	VOTE %		Absentee	Early Voting	Election Day
YES	108	69.68%		0	26	82
NO	29	18.71%		0	8	21

REP Proposition 8

Vote For 1

	TOTAL	VOTE %		Absentee	Early Voting	Election Day
YES	140	90.32%		1	32	107
NO	10	6.45%		0	4	6

Pct. 33

REP Proposition 9

Vote For 1

	TOTAL	VOTE %		Absentee	Early Voting	Election Day
YES	107	69.03%		1	22	84
NO	40	25.81%		0	11	29

REP Proposition 10

Vote For 1

	TOTAL	VOTE %		Absentee	Early Voting	Election Day
YES	138	89.03%		1	31	106
NO	11	7.10%		0	5	6

REP Proposition 11

Vote For 1

	TOTAL	VOTE %		Absentee	Early Voting	Election Day
YES	113	72.90%		1	24	88
NO	40	25.81%		0	12	28

REP Proposition 12

Vote For 1

	TOTAL	VOTE %		Absentee	Early Voting	Election Day
YES	149	96.13%		1	35	113
NO	2	1.29%		0	1	1

REP Proposition 13

Vote For 1

	TOTAL	VOTE %		Absentee	Early Voting	Election Day
YES	148	95.48%		1	34	113
NO	5	3.23%		0	2	3

DEM President

Vote For 1

	TOTAL	VOTE %		Absentee	Early Voting	Election Day
Star Locke	0	0.00%		0	0	0
Cenk Uygur	0	0.00%		0	0	0
Armando "Mando" Perez-Serrato	0	0.00%		0	0	0
Dean Phillips	0	0.00%		0	0	0
Gabriel A. Cornejo	0	0.00%		0	0	0
Marianne Williamson	0	0.00%		0	0	0
Joseph R. Biden Jr.	1	100.00%		0	0	1
Frankie Lozada	0	0.00%		0	0	0

Pct. 33

DEM US Senator

Vote For 1

	TOTAL	VOTE %		Absentee	Early Voting	Election Day
Steven J. Keough	0	0.00%	<div style="width: 0%;"></div>	0	0	0
Meri Gomez	0	0.00%	<div style="width: 0%;"></div>	0	0	0
Heli Rodriguez Prilliman	0	0.00%	<div style="width: 0%;"></div>	0	0	0
Colin Allred	1	100.00%	<div style="width: 100%;"></div>	0	0	1
Thierry Tchenko	0	0.00%	<div style="width: 0%;"></div>	0	0	0
Roland Gutierrez	0	0.00%	<div style="width: 0%;"></div>	0	0	0
Mark Gonzalez	0	0.00%	<div style="width: 0%;"></div>	0	0	0
Carl Oscar Sherman	0	0.00%	<div style="width: 0%;"></div>	0	0	0
A. "Robert" Hassan	0	0.00%	<div style="width: 0%;"></div>	0	0	0

DEM US Representative, Dist 26

Vote For 1

	TOTAL	VOTE %		Absentee	Early Voting	Election Day
Ernest R. Lineberger III	1	100.00%	<div style="width: 100%;"></div>	0	0	1

DEM Railroad Commissioner

Vote For 1

	TOTAL	VOTE %		Absentee	Early Voting	Election Day
Katherine Culbert	1	100.00%	<div style="width: 100%;"></div>	0	0	1
Bill Burch	0	0.00%	<div style="width: 0%;"></div>	0	0	0

DEM Justice, Supreme Court, PI 2

Vote For 1

	TOTAL	VOTE %		Absentee	Early Voting	Election Day
Randy Sarosdy	0	0.00%	<div style="width: 0%;"></div>	0	0	0
DaSean Jones	1	100.00%	<div style="width: 100%;"></div>	0	0	1

DEM Justice, Supreme Court, PI 4

Vote For 1

	TOTAL	VOTE %		Absentee	Early Voting	Election Day
Christine Vinh Weems	1	100.00%	<div style="width: 100%;"></div>	0	0	1

DEM Justice, Supreme Court, PI 6

Vote For 1

	TOTAL	VOTE %		Absentee	Early Voting	Election Day
Joe Pool	1	100.00%	<div style="width: 100%;"></div>	0	0	1
Bonnie Lee Goldstein	0	0.00%	<div style="width: 0%;"></div>	0	0	0

DEM Presiding Judge, Ct of Crim App

Vote For 1

	TOTAL	VOTE %		Absentee	Early Voting	Election Day
Holly Taylor	1	100.00%	<div style="width: 100%;"></div>	0	0	1

Pct. 33

DEM Judge, Ct of Crim App, PI 7

Vote For 1

	TOTAL	VOTE %		Absentee	Early Voting	Election Day
Nancy Mulder	1	100.00%	<div style="width: 100%; height: 10px; background-color: #f0e68c;"></div>	0	0	1

DEM Judge, Ct of Crim App, PI 8

Vote For 1

	TOTAL	VOTE %		Absentee	Early Voting	Election Day
Chika Anyiam	1	100.00%	<div style="width: 100%; height: 10px; background-color: #f0e68c;"></div>	0	0	1

DEM Member, State BoE, Dist 12

Vote For 1

	TOTAL	VOTE %		Absentee	Early Voting	Election Day
George King	1	100.00%	<div style="width: 100%; height: 10px; background-color: #f0e68c;"></div>	0	0	1

DEM State Senator, Dist 30

Vote For 1

	TOTAL	VOTE %		Absentee	Early Voting	Election Day
Michael Braxton	1	100.00%	<div style="width: 100%; height: 10px; background-color: #f0e68c;"></div>	0	0	1
Dale Frey	0	0.00%	<div style="width: 0%; height: 10px; background-color: #d3d3d3;"></div>	0	0	0
Matthew McGhee	0	0.00%	<div style="width: 0%; height: 10px; background-color: #d3d3d3;"></div>	0	0	0

DEM State Representative, Dist 68

Vote For 1

	TOTAL	VOTE %		Absentee	Early Voting	Election Day
Stacey Swann	1	100.00%	<div style="width: 100%; height: 10px; background-color: #f0e68c;"></div>	0	0	1

DEM Dist Judge, 235th Judicial Dist

Vote For 1

	TOTAL	VOTE %		Absentee	Early Voting	Election Day
Emmanuel Albarado	1	100.00%	<div style="width: 100%; height: 10px; background-color: #f0e68c;"></div>	0	0	1

DEM County Chair

Vote For 1

	TOTAL	VOTE %		Absentee	Early Voting	Election Day
Sherman Moore	1	100.00%	<div style="width: 100%; height: 10px; background-color: #f0e68c;"></div>	0	0	1