

Summary Results Report  
Cooke County General Election  
November 8, 2022

UNOFFICIAL RESULTS

Cooke County

**Statistics**

	TOTAL	Absentee	Early Voting	Election Day
Election Day Precincts Reporting	17 of 17	0	0	17
Precincts Complete	0 of 17	0	0	0
Precincts Partially Reported	17 of 17	0	0	17
Absentee/ Early Precincts Reporting	17 of 17	17	17	0
Registered Voters - Total	28,708			
Ballots Cast - Total	15,368	420	7,282	7,666
Ballots Cast - Blank	4	1	0	3
Voter Turnout - Total	53.53%			

Summary Results Report  
 Cooke County General Election  
 November 8, 2022

UNOFFICIAL RESULTS

Cooke County

**US Representative, Dist 26**

Vote For 1

	TOTAL	VOTE %	Absentee	Early Voting	Election Day
REP Michael C. Burgess	13,133	88.48%	287	6,150	6,696
LIB Mike Kolls	1,710	11.52%	86	884	740
Total Votes Cast	14,843	100.00%	373	7,034	7,436
Overvotes	0		0	0	0
Undervotes	525		47	248	230
Contest Totals	15,368		420	7,282	7,666

**Governor**

Vote For 1

	TOTAL	VOTE %	Absentee	Early Voting	Election Day
REP Greg Abbott	12,798	83.58%	271	5,987	6,540
DEM Beto O'Rourke	2,303	15.04%	139	1,189	975
LIB Mark Tippetts	170	1.11%	6	69	95
GRN Delilah Barrios	32	0.21%	0	10	22
Write-In Totals	9	0.06%	0	3	6
Write-In: Uncertified	9	0.06%	0	3	6
Not Assigned	0	0.00%	0	0	0
Total Votes Cast	15,312	100.00%	416	7,258	7,638
Overvotes	0		0	0	0
Undervotes	56		4	24	28
Contest Totals	15,368		420	7,282	7,666

**Lieutenant Governor**

Vote For 1

	TOTAL	VOTE %	Absentee	Early Voting	Election Day
REP Dan Patrick	12,442	81.81%	263	5,794	6,385
DEM Mike Collier	2,437	16.02%	148	1,257	1,032
LIB Shanna Steele	329	2.16%	5	166	158
Total Votes Cast	15,208	100.00%	416	7,217	7,575
Overvotes	0		0	0	0
Undervotes	160		4	65	91
Contest Totals	15,368		420	7,282	7,666

**Attorney General**

Vote For 1

	TOTAL	VOTE %	Absentee	Early Voting	Election Day
REP Ken Paxton	12,425	81.94%	262	5,785	6,378
DEM Rochelle Mercedes Garza	2,276	15.01%	144	1,190	942
LIB Mark Ash	463	3.05%	10	215	238
Total Votes Cast	15,164	100.00%	416	7,190	7,558
Overvotes	0		0	0	0
Undervotes	204		4	92	108
Contest Totals	15,368		420	7,282	7,666

Summary Results Report  
 Cooke County General Election  
 November 8, 2022

UNOFFICIAL RESULTS

Cooke County

**Comptroller of Public Accounts**

Vote For 1

	TOTAL	VOTE %		Absentee	Early Voting	Election Day
REP Glenn Hegar	12,800	84.82%		276	5,993	6,531
DEM Janet T. Dudding	2,057	13.63%		131	1,070	856
LIB V. Alonzo Echevarria-Garza	234	1.55%		4	98	132
Total Votes Cast	15,091	100.00%		411	7,161	7,519
Overvotes	0			0	0	0
Undervotes	277			9	121	147
Contest Totals	15,368			420	7,282	7,666

**Comm. General Land Office**

Vote For 1

	TOTAL	VOTE %		Absentee	Early Voting	Election Day
REP Dawn Buckingham	12,750	84.74%		258	5,948	6,544
DEM Jay Kleberg	2,142	14.24%		147	1,115	880
GRN Alfred Molison, Jr.	151	1.00%		4	70	77
Write-In Totals	3	0.02%		0	2	1
Write-In: Uncertified	3	0.02%		0	2	1
Not Assigned	0	0.00%		0	0	0
Total Votes Cast	15,046	100.00%		409	7,135	7,502
Overvotes	0			0	0	0
Undervotes	322			11	147	164
Contest Totals	15,368			420	7,282	7,666

**Commissioner of Agriculture**

Vote For 1

	TOTAL	VOTE %		Absentee	Early Voting	Election Day
REP Sid Miller	12,779	85.14%		269	5,953	6,557
DEM Susan Hays	2,231	14.86%		139	1,160	932
Total Votes Cast	15,010	100.00%		408	7,113	7,489
Overvotes	0			0	0	0
Undervotes	358			12	169	177
Contest Totals	15,368			420	7,282	7,666

**Railroad Commissioner**

Vote For 1

	TOTAL	VOTE %		Absentee	Early Voting	Election Day
REP Wayne Christian	12,633	83.97%		265	5,898	6,470
DEM Luke Warford	2,011	13.37%		137	1,065	809
LIB Jaime Andres Diez	281	1.87%		6	110	165
GRN Hunter Wayne Crow	120	0.80%		3	59	58
Total Votes Cast	15,045	100.00%		411	7,132	7,502
Overvotes	0			0	0	0
Undervotes	323			9	150	164
Contest Totals	15,368			420	7,282	7,666





Summary Results Report  
 Cooke County General Election  
 November 8, 2022

UNOFFICIAL RESULTS

Cooke County




**Justice, Supreme Ct. PI. 3**

Vote For 1

	TOTAL	VOTE %		Absentee	Early Voting	Election Day
REP Debra Lehrmann	12,698	84.46%		268	5,944	6,486
DEM Erin A. Nowell	2,069	13.76%		133	1,081	855
LIB Thomas Edward Oxford	267	1.78%		5	106	156
Total Votes Cast	15,034	100.00%		406	7,131	7,497
Overvotes	0			0	0	0
Undervotes	334			14	151	169
Contest Totals	15,368			420	7,282	7,666




**Justice, Supreme Ct. PI. 5**

Vote For 1

	TOTAL	VOTE %		Absentee	Early Voting	Election Day
REP Rebeca Huddle	12,805	85.40%		273	5,973	6,559
DEM Amanda Reichel	2,189	14.60%		132	1,141	916
Total Votes Cast	14,994	100.00%		405	7,114	7,475
Overvotes	1			0	0	1
Undervotes	373			15	168	190
Contest Totals	15,368			420	7,282	7,666




**Justice, Supreme Ct. PI. 9**

Vote For 1

	TOTAL	VOTE %		Absentee	Early Voting	Election Day
REP Evan Young	12,757	85.38%		273	5,973	6,511
DEM Julia Maldonado	2,185	14.62%		126	1,125	934
Total Votes Cast	14,942	100.00%		399	7,098	7,445
Overvotes	2			0	0	2
Undervotes	424			21	184	219
Contest Totals	15,368			420	7,282	7,666

**Judge, Ct of Crim. Appeals, PI 5**

Vote For 1

	TOTAL	VOTE %		Absentee	Early Voting	Election Day
REP Scott Walker	12,758	85.16%		265	5,961	6,532
DEM Dana Huffman	2,224	14.84%		137	1,151	936
Total Votes Cast	14,982	100.00%		402	7,112	7,468
Overvotes	0			0	0	0
Undervotes	386			18	170	198
Contest Totals	15,368			420	7,282	7,666

Summary Results Report  
 Cooke County General Election  
 November 8, 2022

UNOFFICIAL RESULTS

Cooke County

**Judge, Ct of Crim. Appeals, PI 6**

Vote For 1

	TOTAL	VOTE %		Absentee	Early Voting	Election Day
REP Jesse F. McClure, III	12,757	85.50%		267	5,955	6,535
DEM Robert Johnson	2,164	14.50%		131	1,129	904
Total Votes Cast	14,921	100.00%		398	7,084	7,439
Overvotes	0			0	0	0
Undervotes	447			22	198	227
Contest Totals	15,368			420	7,282	7,666

**Member, State Board of Education, District 12**

Vote For 1

	TOTAL	VOTE %		Absentee	Early Voting	Election Day
REP Pam Little	12,563	83.74%		263	5,868	6,432
DEM Alex Cornwallis	2,060	13.73%		133	1,077	850
LIB Christy Mowrey	376	2.51%		8	173	195
Write-In Totals	4	0.03%		0	3	1
Write-In: Rosiland Davis	2	0.01%		0	2	0
Write-In: Uncertified	2	0.01%		0	1	1
Not Assigned	0	0.00%		0	0	0
Total Votes Cast	15,003	100.00%		404	7,121	7,478
Overvotes	0			0	0	0
Undervotes	365			16	161	188
Contest Totals	15,368			420	7,282	7,666

**Justice, 2nd Court of Appeals District, Place 3**

Vote For 1

	TOTAL	VOTE %		Absentee	Early Voting	Election Day
REP Elizabeth Kerr	12,858	85.80%		266	5,997	6,595
DEM Delonia A. Watson	2,128	14.20%		133	1,113	882
Total Votes Cast	14,986	100.00%		399	7,110	7,477
Overvotes	0			0	0	0
Undervotes	382			21	172	189
Contest Totals	15,368			420	7,282	7,666

**County Judge**

Vote For 1

	TOTAL	VOTE %		Absentee	Early Voting	Election Day
REP John O. Roane	12,844	85.14%		281	5,981	6,582
DEM Denny Hook	2,242	14.86%		132	1,153	957
Total Votes Cast	15,086	100.00%		413	7,134	7,539
Overvotes	0			0	0	0
Undervotes	282			7	148	127
Contest Totals	15,368			420	7,282	7,666

Summary Results Report  
 Cooke County General Election  
 November 8, 2022

UNOFFICIAL RESULTS

Cooke County

**Board of Trustees, Saint Jo ISD**

Vote For 2

	TOTAL	VOTE %	Absentee	Early Voting	Election Day
A.D. Morgan	5	6.76%	0	3	2
Rodney Swirczynski	14	18.92%	0	7	7
Mike Martin	26	35.14%	0	14	12
Neil Bowie	7	9.46%	0	5	2
Cindy Castle	22	29.73%	0	12	10
Total Votes Cast	74	100.00%	0	41	33
Overvotes	0		0	0	0
Undervotes	44		0	21	23
Contest Totals	118		0	62	56

**Trustee Place 3, Era ISD**

Vote For 1

	TOTAL	VOTE %	Absentee	Early Voting	Election Day
Adrian Anderle	619	70.58%	6	221	392
Gail Knight	258	29.42%	11	108	139
Total Votes Cast	877	100.00%	17	329	531
Overvotes	0		0	0	0
Undervotes	102		1	48	53
Contest Totals	979		18	377	584

**Trustee Place 6 Era ISD**

Vote For 1

	TOTAL	VOTE %	Absentee	Early Voting	Election Day
KD Weaver	475	55.43%	5	166	304
Courtney Stevens	382	44.57%	11	152	219
Total Votes Cast	857	100.00%	16	318	523
Overvotes	0		0	0	0
Undervotes	122		2	59	61
Contest Totals	979		18	377	584

**Trustee Place 7 Era ISD**

Vote For 1

	TOTAL	VOTE %	Absentee	Early Voting	Election Day
Chad Archer	454	54.05%	9	170	275
Chad Greer	386	45.95%	6	138	242
Total Votes Cast	840	100.00%	15	308	517
Overvotes	0		0	0	0
Undervotes	139		3	69	67
Contest Totals	979		18	377	584

Summary Results Report  
 Cooke County General Election  
 November 8, 2022

UNOFFICIAL RESULTS

Cooke County

**Trustee Position 1, Slidell ISD**

Vote For 1

	TOTAL	VOTE %		Absentee	Early Voting	Election Day
Shaun Alexander	3	100.00%	<div style="width: 100%; height: 10px; background-color: #f0e68c;"></div>	0	3	0
Trumanell Maples	0	0.00%	<div style="width: 0%; height: 10px; background-color: #d3d3d3;"></div>	0	0	0
Total Votes Cast	3	100.00%	<div style="width: 100%; height: 10px; background-color: #f0e68c;"></div>	0	3	0
Overvotes	0			0	0	0
Undervotes	6			0	3	3
Contest Totals	9			0	6	3

**Trustee Position 2, Slidell ISD**

Vote For 1

	TOTAL	VOTE %		Absentee	Early Voting	Election Day
Johnny Zuniga	2	66.67%	<div style="width: 66.67%; height: 10px; background-color: #f0e68c;"></div>	0	2	0
Bekah Totten	1	33.33%	<div style="width: 33.33%; height: 10px; background-color: #d3d3d3;"></div>	0	1	0
Total Votes Cast	3	100.00%	<div style="width: 100%; height: 10px; background-color: #f0e68c;"></div>	0	3	0
Overvotes	0			0	0	0
Undervotes	6			0	3	3
Contest Totals	9			0	6	3

**Trustee Position 3, Slidell ISD**

Vote For 1

	TOTAL	VOTE %		Absentee	Early Voting	Election Day
Kimberly C. Dunlap	3	100.00%	<div style="width: 100%; height: 10px; background-color: #f0e68c;"></div>	0	3	0
Total Votes Cast	3	100.00%	<div style="width: 100%; height: 10px; background-color: #f0e68c;"></div>	0	3	0
Overvotes	0			0	0	0
Undervotes	6			0	3	3
Contest Totals	9			0	6	3

**Trustee Position 4, Slidell ISD**

Vote For 1

	TOTAL	VOTE %		Absentee	Early Voting	Election Day
Marissa Ewell	1	50.00%	<div style="width: 50%; height: 10px; background-color: #f0e68c;"></div>	0	1	0
Brian Moore	1	50.00%	<div style="width: 50%; height: 10px; background-color: #d3d3d3;"></div>	0	1	0
Nicole Wright	0	0.00%	<div style="width: 0%; height: 10px; background-color: #d3d3d3;"></div>	0	0	0
Total Votes Cast	2	100.00%	<div style="width: 100%; height: 10px; background-color: #f0e68c;"></div>	0	2	0
Overvotes	0			0	0	0
Undervotes	7			0	4	3
Contest Totals	9			0	6	3




Summary Results Report  
 Cooke County General Election  
 November 8, 2022

UNOFFICIAL RESULTS

Cooke County




**Proposition A Era ISD**

Vote For 1

	TOTAL	VOTE %		Absentee	Early Voting	Election Day
For	459	48.62%		7	182	270
Against	485	51.38%		9	180	296
Total Votes Cast	944	100.00%		16	362	566
Overvotes	0			0	0	0
Undervotes	35			2	15	18
Contest Totals	979			18	377	584




**Special Election - Proposition A City of Gainesville**

Vote For 1

	TOTAL	VOTE %		Absentee	Early Voting	Election Day
For	828	23.79%		36	474	318
Against	2,653	76.21%		116	1,527	1,010
Total Votes Cast	3,481	100.00%		152	2,001	1,328
Overvotes	0			0	0	0
Undervotes	146			10	68	68
Contest Totals	3,627			162	2,069	1,396

**Callisburg ISD Bond Election**

Vote For 1

	TOTAL	VOTE %		Absentee	Early Voting	Election Day
For	1,798	45.24%		51	864	883
Against	2,176	54.76%		56	1,023	1,097
Total Votes Cast	3,974	100.00%		107	1,887	1,980
Overvotes	0			0	0	0
Undervotes	75			8	39	28
Contest Totals	4,049			115	1,926	2,008