




FINANCIAL REPORTS

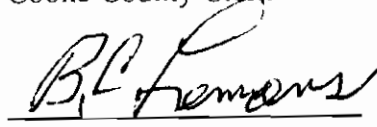
October 2016


In accordance with Local Government Code 114.026, this affidavit states the current cash and reports in the custody of the county treasurer as of this date of October 31, 2016.


  
\_\_\_\_\_  
Jason Brinkley,  
Cooke County Judge

  
\_\_\_\_\_  
Rebecca Lawson,  
Cooke County Clerk

  
\_\_\_\_\_  
Gary Hollowell,  
Commissioner Pct. #1

  
\_\_\_\_\_  
B. C. Lemons,  
Commissioner Pct. #2

  
\_\_\_\_\_  
Al Smith,  
Commission Pct. #3

  
\_\_\_\_\_  
Leon Klement,  
Commissioner Pct. #4

FILED FOR RECORD

16 NOV 30 AM 9:46

REBECCA LAWSON  
COUNTY CLERK, COOKE CO. TX

BY \_\_\_\_\_ DEPUTY

AFFIDAVIT

STATE OF TEXAS

COUNTY OF COOKE


The members of the Commissioners' Court of Cooke County, Texas, state as follows:

The requirement of Subsection (C) of the Texas Local Government Code, §114.026 have been met for the term of October 2016. The amount of cash and other assets in the custody of the County Treasurer at the time of examination are:


Cash (includes on hand, money market accounts, and short term investments) \$ 29,599,204.41

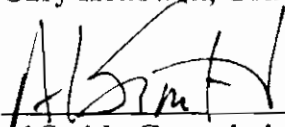
Other Assets (long term investments) \$ 0.00.


Sworn to and subscribed this 20 day of November, 2016.

  
\_\_\_\_\_  
Jason Brinkley, Cooke County Judge

  
\_\_\_\_\_  
Gary Hollowell, Commissioner, Pct 1

  
\_\_\_\_\_  
B. C. Lemons, Commissioner, Pct 2

  
\_\_\_\_\_  
Al Smith, Commissioner, Pct 3

  
\_\_\_\_\_  
Leon Klement, Commissioner, Pct 4

ATTEST:

  
\_\_\_\_\_  
Rebecca Lawson, County Clerk

FILED FOR RECORD  
16 NOV 30 AM 9:46  
REBECCA LAWSON  
COUNTY CLERK, COOKE CO. TX  
BY \_\_\_\_\_ DEPUTY



**MONTHLY REPORT**

**OCTOBER 2016**

**PATTY BRENNAN**

**COOKE COUNTY TREASURER**

TOTALS

PRIOR MONTH ENDING BANK STATEMENT BALANCE \$225,658.01 3  
 CLEARED DEPOSITS \$923,485.82  
 CLEARED ADDITIONS \$ .00  
 CLEARED CHECKS \$80,711.97- 77  
 CLEARED DEDUCTIONS \$924,035.79- 6

CURRENT MONTH ENDING BANK STATEMENT BALANCE \$144,396.07

CURRENT MONTH ENDING BANK STATEMENT BALANCE \$144,396.07  
 OUTSTANDING DEPOSITS \$ .00  
 OUTSTANDING ADDITIONS \$ .00  
 OUTSTANDING CHECKS \$13,291.58- 15  
 OUTSTANDING DEDUCTIONS \$ .00

RECONCILED BOOK BALANCE \$131,104.49

ENDING STATEMENT DATE 10/31/2016 CLERK: PB

TOTALS

PRIOR MONTH ENDING BANK STATEMENT BALANCE \$7,563,847.19 232  
 CLEARED DEPOSITS \$9,329,784.68 5  
 CLEARED ADDITIONS \$71,802.12 581  
 CLEARED CHECKS \$2,808,307.04-  
 CLEARED DEDUCTIONS \$8,294,165.67- 7

CURRENT MONTH ENDING BANK STATEMENT BALANCE \$5,882,961.28

CURRENT MONTH ENDING BANK STATEMENT BALANCE \$5,862,961.28  
 OUTSTANDING DEPOSITS \$5.00  
 OUTSTANDING ADDITIONS \$5.00  
 OUTSTANDING CHECKS \$407,142.76- 436  
 OUTSTANDING DEDUCTIONS \$5.00

RECONCILED BOOK BALANCE \$5,455,818.52

ENDING STATEMENT DATE 10/31/2016 CLERK: PB

**Cooke County**  
 Attn: Patty Brennan  
 101 S. Dixon Street  
 Gainesville, TX 76240

## Depositor Statement

October 1, 2016 - October 31, 2016

Account #: 104791304900

## Account at-a-Glance

Beginning Balance	2,007,898.88
+ Net Deposits	0.00
+ Net Accrued Interest <sup>2</sup>	511.61
Ending Balance	2,008,410.49
Days In Period <sup>4</sup>	31
Average Daily Balance <sup>5</sup>	2,007,898.88
Net APY This Period <sup>6</sup>	0.3000
Available Balance <sup>7</sup>	2,007,898.88

## Depositor Information

Website: [www.ficaaccount.com](http://www.ficaaccount.com)  
 Support Center: (866) 343-5516

## Account Transactions

Description	Date	Amount(USD\$)
No transactions in this period		

## Insured Depository Detail

Depository Bank	FDIC Cert#	Balance(USD\$)
BankUnited National Association	58979	22,052.13
BofI Federal Bank	35546	247,723.32
CapStar Bank	58823	59,563.25
Capital One National Association	4297	1,195.28
Celtic Bank	57056	41,920.52
Dime Savings Bank of Williamsburgh	16012	2,231.36
EagleBank	34742	19,387.76
Farmers Trust and Savings Bank	14195	1,262.54
Fidelity Bank	30895	1,753.10
First Bank	12229	14,487.60
First Choice Bank	58471	34,672.04
First Community Bank	57903	1,830.52
First Virginia Community Bank	58696	3,477.21
Franklin Synergy Bank	58714	35,385.35
Grandpoint Bank	58390	2,096.58
Great Western Bank	15289	80,354.97
Hancock Bank	12441	39,144.35
Happy State Bank	10359	140,420.33
Israel Discount Bank of New York	19977	22,606.45

**Cooke County**

Attn: Patty Brennan  
101 S. Dixon Street  
Gainesville, TX 76240

**Depositor Statement**

October 1, 2016 - October 31, 2016

Account #: 104791304900

Depository Bank	FDIC Cert#	Balance(USD\$)
LegacyTexas Bank	58006	36,332.06
MainStreet Bank	57742	27,825.26
Mercantil Commercebank National Association	22953	9,049.88
Merchants Bank of Indiana	8056	9,504.97
Meridian Bank	57777	1,297.74
Metropolitan National Bank	34699	7,002.31
NexBank SSB	29209	247,972.50
OneWest Bank FSB	58978	13,175.75
Pacific Enterprise Bank	58415	1,010.12
Pacific Mercantile Bank	34940	46,189.70
Pacific Trust Bank FSB	35498	247,300.14
Post Oak Bank N.A.	57729	15,157.14
Rockville Bank	18203	191,261.62
Southwest Bank	18812	62,816.97
Stonegate Bank	57934	34,375.45
Texas Capital Bank National Association	34383	7,266.80
Valley National Bank	9396	22,841.54
Washington Trust Company of Westery	23623	9,564.79
WashingtonFirst Bank	57696	246,389.48
Aggregate Net Accrued Interest <sup>3</sup>		511.61

**Total** 2,008,410.49

**Disclosure Information**

1 The Federally Insured Cash Account ® ("FICA") is not a member of the Federal Deposit Insurance Corporation ("FDIC"), but the banks in which your money is deposited are FDIC members. The FDIC is an independent agency of the U.S. government that protects the funds depositors place in FDIC Insured institutions. FDIC deposit insurance is backed by the full faith and credit of the U.S. government.

2 Net Accrued Interest is the estimated amount of your accrued interest earned for the current month less any FICA Fee with respect to such interest. Net Accrued Interest cannot be withdrawn from your account until it is credited to the account. There is no guarantee that you will receive the full amount as stated. Refer to the U.S. Bank Custodial Statement, provided via ficaoaccount.com, for further details regarding interest earned and fees charged. Net Accrued Interest is for informational purposes only.

3 Aggregate Net Accrued Interest is the sum of the current month's Net Accrued Interest and any prior period Net Accrued Interest not yet paid.

4 Days In Period ("DIP") is the number of days in the period beginning on, and including the later of, the first day of the month or the business day your initial deposit is received by the FICA Custodian if received on or before 12:00PM EST or the business day immediately following if received after 12:00PM EST, and ending on, and including, the last day of the month. DIP does not include any date on which the balance is zero.

5 Average Daily Balance is the sum of your beginning balance plus any deposits less any withdrawals averaged across number of days in Days In Period.

6 Net APY This Period is the annualized yield that reflects the relationship between the net interest received plus any Net Accrued Interest and the Average Daily Balance for the statement period.

7 Available Balance reflects the amount that can be withdrawn as of the date of the statement. This balance is the Ending Balance less the Aggregate Net Accrued Interest amount.

We encourage you to compare the information provided in our statement with the U.S. Bank custody statement. You may access your U.S. Bank custody statement by calling 1-866-343-5516.

StoneCastle Cash Management, LLC is an SEC Registered Investment Advisor. StoneCastle Cash Management, LLC is an affiliate of StoneCastle Partners, LLC, a leading asset management and financial services company dedicated to investing and serving the community banking sector. Performance data shown represents past performance, and is no guarantee of future results. Rates may change without notice. Please read the Terms and Conditions relating to the FICA program for more complete information and the governing terms of the account. Review your statement for accuracy. If you have any questions regarding your account, contact a FICA representative. Registration with the SEC does not imply a particular level of skill or training.

INVESTMENTS-TEX STAR  
 PATTY BRENNAN, COOKE COUNTY TREASURER  
 OCTOBER 2016

ACCT NAME	BALANCE FORWARD	DEPOSITS	WITH-DRAWALS	CURRENT INTEREST	ENDING BALANCE
GENERAL	\$ -	\$ 5,000,000.00	\$ -	\$ 735.31	\$ 5,000,735.31
R & B -1	\$ -	\$ 500,000.00	\$ -	\$ 73.53	\$ 500,073.53
R & B -2	\$ -	\$ 200,000.00	\$ -	\$ 29.42	\$ 200,029.42
R & B -3	\$ -	\$ 450,000.00	\$ -	\$ 66.19	\$ 450,066.19
R & B -4	\$ -	\$ 350,000.00	\$ -	\$ 51.49	\$ 350,051.49
FM & L	\$ -	\$ 300,000.00	\$ -	\$ 44.12	\$ 300,044.12
PERM IMP	\$ -	\$ 1,000,000.00	\$ -	\$ 147.06	\$ 1,000,147.06
2012 GO REFUNDING	\$ -	\$ 350,000.00	\$ -	\$ 51.49	\$ 350,051.49
TOTAL: TREAS FUND	\$ -	\$ 8,150,000.00	\$ -	\$ 1,198.61	\$ 8,151,198.61

YEAR - TO - DATE INTEREST	BAL FORWARD	CURRENT INT.	BALANCE
	\$ -	\$ 1,198.61	\$ 1,198.61

AVG. YEILD FOR OCTOBER 2016      0.42%      MKT VALUE PER SHARE      \$      1.00



INVESTMENTS-TEXPOOL  
 PATTY BRENNAN, COOKE COUNTY TREASURER  
 OCTOBER 2016

ACCT NAME	BALANCE		DEPOSITS	WITH-		CURRENT INTEREST	ENDING BALANCE
	FORWARD			DRAWALS			
GENERAL	\$ 11,541,729.21	\$ -	\$ -	\$ 5,000,000.00	\$ -	\$ 3,076.54	\$ 6,544,805.75
R & B -1	\$ 1,490,712.92	\$ -	\$ -	\$ 500,000.00	\$ -	\$ 417.09	\$ 991,130.01
R & B -2	\$ 494,516.22	\$ -	\$ -	\$ 200,000.00	\$ -	\$ 133.72	\$ 294,649.94
R & B -3	\$ 920,794.35	\$ -	\$ -	\$ 450,000.00	\$ -	\$ 238.53	\$ 471,032.88
R & B -4	\$ 746,223.73	\$ -	\$ -	\$ 350,000.00	\$ -	\$ 195.30	\$ 396,419.03
FM & L	\$ 716,566.62	\$ -	\$ -	\$ 300,000.00	\$ -	\$ 192.41	\$ 416,759.03
STATE FUNDS	\$ 8,082.36	\$ -	\$ -	\$ -	\$ -	\$ 2.57	\$ 8,084.93
TJPC	\$ 5,022.82	\$ -	\$ -	\$ -	\$ -	\$ 1.55	\$ 5,024.37
DIST CLK PRESERVATION	\$ 10,052.73	\$ -	\$ -	\$ -	\$ -	\$ 3.26	\$ 10,055.99
COUNTY/DIST TECH	\$ 3,017.44	\$ -	\$ -	\$ -	\$ -	\$ 0.93	\$ 3,018.37
ADULT PROB	\$ 184,452.09	\$ -	\$ -	\$ -	\$ -	\$ 59.97	\$ 184,512.06
JUV-ISP	\$ 4,812.84	\$ -	\$ -	\$ -	\$ -	\$ 1.55	\$ 4,814.39
COURT REP	\$ 42,371.07	\$ -	\$ -	\$ -	\$ -	\$ 13.76	\$ 42,384.83
PERMI IMP	\$ 2,184,911.61	\$ -	\$ -	\$ 1,000,000.00	\$ -	\$ 575.20	\$ 1,185,486.81
LAW ENFORCEMENT ED	\$ 10,050.68	\$ -	\$ -	\$ -	\$ -	\$ 3.26	\$ 10,053.94
JP-CH SECURITY	\$ 5,045.82	\$ -	\$ -	\$ -	\$ -	\$ 1.55	\$ 5,047.37
DIST CLK RECORDS MGMT	\$ 15,082.04	\$ -	\$ -	\$ -	\$ -	\$ 4.93	\$ 15,086.97
DIST CLK ARCHIVE	\$ 4,022.11	\$ -	\$ -	\$ -	\$ -	\$ 1.24	\$ 4,023.35
COUNTY ATTY CHECK COLLECT	\$ 4,531.67	\$ -	\$ -	\$ -	\$ -	\$ 1.55	\$ 4,533.22
JUV PROB-IVE	\$ 6,042.01	\$ -	\$ -	\$ -	\$ -	\$ 1.89	\$ 6,043.90
LAW LIBRARY	\$ 81,855.55	\$ -	\$ -	\$ -	\$ -	\$ 26.58	\$ 81,882.13
JP TECH	\$ 16,893.82	\$ -	\$ -	\$ -	\$ -	\$ 5.52	\$ 16,899.34
CH SECURITY	\$ 157,319.78	\$ -	\$ -	\$ -	\$ -	\$ 51.15	\$ 157,370.93
REC MGMT	\$ 265,686.61	\$ -	\$ -	\$ -	\$ -	\$ 86.38	\$ 265,772.99
REC PRESV	\$ 84,089.96	\$ -	\$ -	\$ -	\$ -	\$ 27.33	\$ 84,117.29
LIBRARY	\$ 22,257.09	\$ -	\$ -	\$ -	\$ -	\$ 7.19	\$ 22,264.28
ARCHIVE	\$ 54,728.28	\$ -	\$ -	\$ -	\$ -	\$ 17.75	\$ 54,746.03
DIST ATTY FORFEITURE	\$ 30,203.31	\$ -	\$ -	\$ -	\$ -	\$ 9.86	\$ 30,213.17
SHERIFF FORFEITURE	\$ 37,692.42	\$ -	\$ -	\$ -	\$ -	\$ 12.27	\$ 37,704.69

**INVESTMENTS-TEXPOOL**  
**PATTY BRENNAN, COOKE COUNTY TREASURER**  
**OCTOBER 2016**

ACCT NAME	BALANCE FORWARD	DEPOSITS	W/TH-DRAWALS	CURRENT INTEREST	ENDING BALANCE
JAIL COMMISSARY	\$ 78,345.20	\$ -	\$ -	\$ 25.50	\$ 78,370.70
2004 GO-REFUNDING	\$ 710,141.76	\$ -	\$ 350,000.00	\$ 183.58	\$ 360,325.34
<b>TOTAL: TREAS FUND</b>	<u>\$ 19,937,254.12</u>	<u>\$ -</u>	<u>\$ 7,800,000.00</u>	<u>\$ 5,379.91</u>	<u>\$ 11,792,634.03</u>
<b>YEAR - TO - DATE INTEREST</b>	<b>BAL FORWARD</b>	<b>CURRENT INT.</b>	<b>BALANCE</b>		
	\$ -	\$ 5,379.91	\$ 5,379.91		
<b>AVG. YEILD FOR OCTOBER 2016</b>		<b>0.38%</b>	<b>MKT VALUE PER SHARE</b>	<b>\$ 1.00</b>	

## C.D. INVESTMENTS

-----

### LANDMARK BANK

October 2016

<u>C.D.#</u>	<u>PURCHASE DATE</u>	<u>AMOUNT</u>	<u>MAT. DATE</u>
GEN/4170805685	May 24, 2015	500,000.00	May 24, 2017
GEN/4170805677	May 24, 2015	500,000.00	May 24, 2017
Library - Liddell 4761	July 15, 2015	7,500.00	Jan 15, 2017
Library - Liddell 4779	July 15, 2015	7,500.00	Jan 15, 2017
Library - Rosenstein 5099	Jun 12, 2014	11,000.00	Sept 12, 2017
Library - Rosenstein 5198	Sept 16, 2014	8,000.00	Dec 16, 2017

#### INT. EARNED MONTHLY:

2-Gen CD's @ .52%  
2-Liddell CD's @ .25%  
2-Rosenstein CD's @ 1.05%

Interest is deposited into the Treasurer's Fund. The 2 Gen CDs' interest is deposited monthly, and the 4 Library's CDs' interest is deposited quarterly.

### PROSPERITY BANK

GEN/14401708	Sept 17, 2015	250,000.00	Sept 17, 2017
--------------	---------------	------------	---------------

#### INT. EARNED MONTHLY:

Gen CD @ .50%

Interest accrues monthly and is deposited monthly with depository bank into the Treasurer's Fund.

C.D. INVESTMENTS

-----

THE FIRST STATE BANK

October 2016

<u>C.D.#</u>	<u>PURCHASE DATE</u>	<u>AMOUNT</u>	<u>MAT. DATE</u>
GEN/17445	Sept 17, 2015	250,000.00	Sept 17, 2017

INT. EARNED MONTHLY:

Gen CD @ .65%

Interest accrues monthly and is deposited monthly with depository bank into the Treasurer's Fund.

MUENSTER STATE BANK

GEN/2129	Sept 17, 2015	250,000.00	Sept 17, 2017
----------	---------------	------------	---------------

INT. EARNED MONTHLY:

Gen CD @ .75%

Interest accrues monthly and is deposited monthly with depository bank into the Treasurer's Fund.

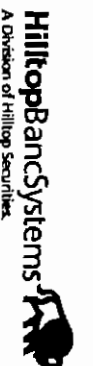


PROSPERITY BANK

EL CAMPO, TX

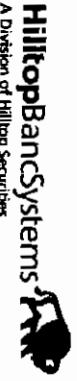
Pledge Security Listing

October 31, 2016



A Division of Hilltop Securities

ID	CUSIP	Description	Safeguarding Location	Safeguarding Receipt	Coupon	Maturity Date	Call Date	Moody	S&P	Fitch	Face Amount	Current Par	Current Book Value	Market Value	Gain/(Loss)
<b>COOKE COUNTY</b>															
2047	31281BBA1	FHLMC G12885	FHLB	X	5.00	06/01/2021		AAA	AA+	AAA	157,950	7,863.58	7,863.48	8,262.09	398.60
2107	31410GSS8	FHWA 889257	FHLB	X	5.00	04/01/2021		AAA	AA+	AAA	105,405	5,056.25	5,056.19	5,305.06	248.87
3643	31281MMQX4	FHLMC G18469	FHLB		2.00	06/01/2028		AAA	AA+	AAA	212,158	140,316.46	140,793.69	141,500.38	706.69
<b>Total for COOKE COUNTY</b>											<b>475,513</b>	<b>153,236.29</b>	<b>153,713.36</b>	<b>155,067.53</b>	<b>1,354.16</b>



A Division of Hilltop Securities

Although the information in this report has been obtained from sources believed to be reliable, its accuracy cannot be guaranteed

Inventory | Pledge Entry | v1.2

report

PAGE 1 10/31/16 19:35:57  
 HOLDINGS BAPN032N  
 CC3 PROD

FEDERAL RESERVE BANK PLEDGEE

DISTRB PT J1  
 AS OF CLOSE OF BUSINESS 10-31-2016

PLEDGEE: COOKE COUNTY J7BM INSTITUTION ID: #J7BM  
 100 S. DIXON  
 RM. 106

GAINESVILLE TX 76240

HOLDER : 081500862 - LANDMARK BANK  
 ACCOUNT: J7BM - \*COOKE COUNTY  
 CUSIP #

RESP FRB:H1

BVF PAR

BALANCE	BOOK VALUE		
31300LVH5	FMAR 848716 G	01-01-37	0.4708199800
200,000.00	94,164.00		
3133TTX48	FGRA 2326ZQ	06/15/31 06-15-31	0.1405326200
300,000.00	42,159.79		
313378CR0	2.25 FHLB 22 KW	03-11-22	1.0000000000
5,000,000.00	5,000,000.00		
313380GJ0	2.00 FHLB 22 WX	09-09-22	1.0000000000
1,000,000.00	1,000,000.00		
3136ACLE9	FNRM RC025BD R13F025	03-25-33	0.6372262700
1,400,000.00	892,116.78		
3136AKJK0	FNRM CL041CM R14F041	06-25-40	0.7242576900
1,000,000.00	724,257.69		
3137B1CT7	FGRM 4195LH	12/15/31 12-15-31	0.6357031600
600,000.00	381,421.90		
31392WB41	FGRM 2512PG	10/15/22 10-15-22	0.2341102500
400,000.00	93,644.10		
31394H2Q3	FGRM 2662DH	08/15/23 08-15-23	0.6489889900
1,200,000.00	778,786.79		
31395HVM9	FGRA 2896BZ	11/15/34 11-15-34	1.3000251800
200,000.00	260,005.04		
38374F2L7	GNRM 2004-24 ZM	04-20-34	1.1834056131
700,000.00	828,383.93		
			SUBTOTAL:
12,000,000.00	10,094,940.02		
			GRAND TOTAL:
12,000,000.00	10,094,940.02		

# Pledge Inventory Report

Landmark Bank  
Columbia, MO  
FROM 10/1/2016 TO 10/31/2016

Customer ID: 5961  
Report Date: 11/1/2016  
PAS Rep: Vance Roe  
Account Rep: Bob Fitzpatrick

Cusip	Description	Maturity Date	Intent	S&P	Market Price DI	Original Face	Book Value
Ticket	Location Code/Name	Group	Coupon	Moody	Maturity (%)	Par	Market Value
Pledged: J7BM - COOKE COUNTY							
313378CHR0	FED HOME LN BK	03/11/2022	AFS	AA+	10/31/2016	5,000,000.00	5,063,191.81
956483	FED - FEDERAL RESERVE BANK	AGY	2.25000	Aaa	5.36	5,000,000.00	5,185,049.80
313380GJ0	FED HOME LN BK	09/09/2022	AFS	AA+	10/31/2016	1,000,000.00	1,000,000.00
988741	FED - FEDERAL RESERVE BANK	AGY	2.00000	Aaa	5.86	1,000,000.00	1,022,060.01
31300LVH5	FHLMC ARM POOL #8487	01/01/2037	AFS		10/31/2016	200,000.00	100,616.25
851172	FED - FEDERAL RESERVE BANK	MB3	2.84500		20.18	94,164.00	99,757.34
3133TTX48	fhmc remic ser 2326	06/15/2031	AFS		10/31/2016	300,000.00	47,440.62
783451	FED - FEDERAL RESERVE BANK	MB4	6.50000	NR	14.63	42,159.79	48,318.87
3136ACLE9	FNM13025 BD	03/25/2033	AFS		10/31/2016	1,400,000.00	869,790.40
879680	FED - FEDERAL RESERVE BANK	MB4	2.00000	NR	16.41	892,116.78	901,486.62
3136AKJK0	FNR 2014-41 CM	06/25/2040	AFS		10/31/2016	1,000,000.00	692,134.26
916714	FED - FEDERAL RESERVE BANK	MB4	1.50000	NR	23.67	724,257.69	716,590.63
3137B1CT7	FHL4195 LH	12/15/2031	AFS		10/31/2016	600,000.00	368,402.31
882621	FED - FEDERAL RESERVE BANK	MB4	1.50000	NR	15.13	381,421.90	376,590.78
31392WB41	FHL2512 PG	10/15/2022	AFS		10/31/2016	400,000.00	99,452.10
719835	FED - FEDERAL RESERVE BANK	MB4	5.50000	NR	5.96	93,644.10	102,937.64
31394H2C3	FHL2662 DH	08/15/2023	AFS		10/31/2016	1,200,000.00	827,577.65
887207	FED - FEDERAL RESERVE BANK	MB4	5.00000	NR	6.79	778,786.79	838,454.54
31395HVM9	FHL2896 BZ	11/15/2034	AFS		10/31/2016	200,000.00	283,813.78
856892	FED - FEDERAL RESERVE BANK	MB4	5.00000	NR	18.05	260,005.04	285,033.20
38374F2L7	GNM04024 ZM	04/20/2034	AFS		10/31/2016	700,000.00	918,296.57
844136	FED - FEDERAL RESERVE BANK	MB4	5.00000	NR	17.48	828,383.93	923,340.49
11	Total Pledged: J7BM - COOKE COUNTY					12,000,000.00	10,270,715.75
						10,094,940.02	10,499,619.92

This report reflects information submitted to us by the customer. It is not intended to be used as the official record of safekeeping location and/or pledged holdings. This information should be provided by the customer's safekeeper.

Landmark Bank, N.A.  
 Cooke County  
 As of: Monday, October 31, 2016

*Detail Section:*

<u>Account No.</u>	<u>Balance</u>	<u>Int Rate</u>	<u>Type</u>	<u>Officer</u>
28002408	\$0	0.00%	TDSV	R1B
28002416	\$0	0.00%	TDSV	R1B
28900090	\$144,396	0.00%	CK	R1B
28900287	\$5,862,961	0.42%	CK	R1B
28900325	\$17,000	0.00%	CK	R1B
28900333	\$0	0.00%	CK	R1B
28900341	\$0	0.00%	CK	R1B
28900368	\$47,437	0.42%	CK	R1B
28900376	\$115,033	0.00%	CK	R1B
28900384	\$3,055	0.00%	CK	R1B
28900392	\$685	0.00%	CK	R1B
28900406	\$28,979	0.00%	CK	R1B
28900414	\$2,304	0.00%	CK	R1B
28900422	\$0	0.00%	CK	R1B
28900449	\$547,432	0.00%	CK	R1B
28900457	\$0	0.00%	CK	R1B
28900465	\$0	0.00%	CK	R1B
28900481	\$108,806	0.00%	CK	R1B
28900511	\$1,097	0.00%	CK	R1B
28900538	\$2,103	0.00%	CK	R1B
28901259	\$4,413	0.00%	CK	ELE
28901593	\$16,437	0.00%	CK	JDH
4170003539	\$55,741	0.00%	CK	R1B
4170009684	\$0	0.00%	CK	R1B
4170009700	\$1,486	0.00%	CK	R1B
4170013934	\$0	0.00%	CK	JDH
4170023065	\$0	0.00%	CK	R1B
4170045332	\$11,030	0.00%	CK	T1G
4170049177	\$2,700	0.00%	CK	T1G
4170800744	\$0	0.00%	TDSV	JDH
4170800751	\$0	0.00%	TDSV	JDH
4170801528	\$0	0.00%	TDSV	R1B
4170801536	\$0	0.00%	TDSV	R1B
4170802286	\$0	0.00%	TDSV	JDH
4170802294	\$0	0.00%	TDSV	JDH
4170802849	\$0	0.00%	TDSV	JDH
4170802856	\$0	0.00%	TDSV	JDH
4170803896	\$0	0.00%	TDSV	R1B



4170803904	\$0	0.00%	TDSV	R1B
4170804019	\$0	0.00%	TDSV	R1B
4170804142	\$0	0.00%	TDSV	R1B
4170804159	\$0	0.00%	TDSV	R1B
4170804415	\$0	0.00%	TDSV	T1G
4170804423	\$0	0.00%	TDSV	T1G
4170804761	\$7,500	0.25%	TDSV	T1G
4170804779	\$7,500	0.25%	TDSV	T1G
4170805073	\$0	0.00%	TDSV	T1G
4170805081	\$0	0.00%	TDSV	T1G
4170805198	\$8,000	1.05%	TDSV	JDH
4170805677	\$500,000	0.52%	TDSV	T1G
4170805685	\$500,000	0.52%	TDSV	T1G

*Collateral Section:*

<u>Description / LOC No.</u>	<u>Amount</u>	<u>Maturity Date</u>
Securities - Market Value	\$10,499,620	(See add'l report)

*Pledge Report Summary:*

Total Deposits	\$	7,996,094
Plus Additional Coverage (per Agreement)	\$	0
Total Collateral Needed	\$	7,996,094
Collateral Pledged	\$	10,499,620
FDIC Insurance	\$	250,000
Total Collateral Provided	\$	10,749,620
Total Public Funding Excess / (Needed)	\$	2,753,526

COMBINED STATEMENT OF CASH POSITION FOR OCTOBER

FUND NAME	CHECKING ACCOUNT	CHECKING AMOUNT	TDOA ACCOUNT	TDOA AMOUNT	FUND TOTAL
2017 001 GENERAL	TREAS FUND	3,154,801.65	TEXPOOL LOGIC TEXSTAR STONE CERT DEPOS	6,544,805.75 5,000,735.31 2,008,410.49 1,750,000.00	18,458,753.20
2017 011 ROAD & BRIDGE 1	TREAS FUND	214,611.11	TEXPOOL LOGIC TEXSTAR STONE	991,130.01 500,073.53	1,705,814.65
2017 012 ROAD & BRIDGE 2	TREAS FUND	252,748.22	TEXPOOL LOGIC TEXSTAR	294,549.94 200,029.42	747,427.58
2017 013 ROAD & BRIDGE 3	TREAS FUND	233,395.92	TEXPOOL LOGIC TEXSTAR	471,032.88 450,066.19	1,154,494.99
2017 014 ROAD & BRIDGE 4	TREAS FUND	314,752.11	TEXPOOL LOGIC TEXSTAR	396,419.03 350,051.49	1,061,222.63
2017 018 CERTZ TIF	TREAS FUND		TEXPOOL LOGIC		
2017 019 FM & LATERAL	TREAS FUND	89,158.21	TEXPOOL LOGIC TEXSTAR	416,759.03 300,044.12	805,961.36
2017 020 TJPC	TREAS FUND	62,986.16	TEXPOOL LOGIC TEXSTAR	5,024.37	68,010.53
2017 021 JUVENILE PROB-ISP	TREAS FUND	7,207.23	TEXPOOL LOGIC TEXSTAR	4,814.39	12,021.62
2017 022 JUVENILE PROBATION	TREAS FUND	9,785.17	TEXPOOL LOGIC		9,785.17
2017 023 JUVENILE PROB. IV-E	TREAS FUND	7,968.88	TEXPOOL LOGIC TEXSTAR	6,043.90	14,012.78
2017 028 ADULT PROBATION	TREAS FUND	221,838.50	TEXPOOL LOGIC TEXSTAR	184,512.06	406,350.56
2017 029 COMMUNITY CORRECTIONS	TREAS FUND	8,445.22	TEXPOOL LOGIC		8,445.22
2017 031 CONTRACT ELECTIONS	TREAS FUND	2,320.96	TEXPOOL LOGIC		2,320.96
2017 032 DISTRICT CLERK PRESERVATION	TREAS FUND	24,180.21	TEXPOOL LOGIC	10,055.99	

COMBINED STATEMENT OF CASH POSITION FOR OCTOBER

FUND NAME	CHECKING ACCOUNT	CHECKING AMOUNT	TDOA ACCOUNT	TDOA AMOUNT	FUND TOTAL
2017 033 COUNTY/DISTRICT TECHNOLOGY	FUNDREAS FUND	4,744.53	TEXPOOL LOGIC	3,018.37	34,236.20
2017 034 COURT REPORTER	TREAS FUND	1,317.89	TEXPOOL LOGIC	42,384.83	7,762.90
2017 035 PERMANENT IMPROVEMENT	TREAS FUND	129,440.16	TEXPOOL LOGIC	1,185,486.81	43,702.72
2017 037 LAW ENFORCEMENT ED	TREAS FUND	4,417.35	TEXSTAR	1,000,147.06	2,315,074.03
2017 038 JP TECH	TREAS FUND	12,744.96	TEXPOOL LOGIC	10,053.94	14,471.29
2017 040 LAW LIBRARY	TREAS FUND	44,476.87	TEXSTAR	16,899.34	29,644.30
2017 041 CC LIBRARY FUND	TREAS FUND	35,285.84	TEXPOOL LOGIC	81,882.13	126,359.00
2017 042 CC HISTORICAL COMM.	TREAS FUND	4,143.35	TEXSTAR	22,264.28	57,550.12
2017 043 JP COURTHOUSE SECURITY	TREAS FUND	11,830.44	TEXPOOL LOGIC	5,047.37	4,143.35
2017 044 COURTHOUSE SECURITY	TREAS FUND	89,512.39	TEXSTAR	157,370.93	16,877.81
2017 045 FLOOD DAMAGE	TREAS FUND	17,742.00	TEXPOOL LOGIC	246,883.32	246,883.32
2017 046 CHAPTER 19	TREAS FUND	45.00-	TEXSTAR	17,742.00	17,742.00
2017 047 CC RECORDS MANAGEMENT	TREAS FUND	4,179.32	TEXPOOL LOGIC	45.00-	45.00-
2017 048 COUNTY RECORDS MANAGEMENT	TREAS FUND	48,793.24	TEXSTAR	4,179.32	4,179.32
2017 049 CC RECORDS PRESERVATION	TREAS FUND	113,864.70	TEXPOOL LOGIC	265,772.99	314,566.23
			TEXSTAR	84,117.29	197,981.99

DATE 11/15/2016 TIME 08:56

COMBINED STATEMENT OF CASH POSITION FOR OCTOBER

GEL102 PAGE 3

FUND NAME	CHECKING ACCOUNT	CHECKING AMOUNT	TDOA ACCOUNT	TDOA AMOUNT	FUND TOTAL
2017 050 DIST CLERK RECORDS MANAGEMENT	TREAS FUND	24,197.99	TEXPOOL LOGIC TEXSTAR	15,086.97	39,284.96
2017 051 DISTRICT CLERK ARCHIVE	TREAS FUND	19,101.58	TEXPOOL LOGIC TEXSTAR	4,023.35	23,124.93
2017 052 COUNTY CLERK ARCHIVE FEE	TREAS FUND	61,000.94	TEXPOOL LOGIC TEXSTAR	54,746.03	115,746.97
2017 053 CA CHECK COLLECTING	TREAS FUND	2,788.81	TEXPOOL LOGIC TEXSTAR	4,533.22	7,322.03
2017 054 DA CHECK COLLECTING	TREAS FUND	75.34	TEXPOOL		75.34
2017 055 CO ATTY FORFEITURE	TREAS FUND	87,177.25	TEXPOOL LOGIC TEXSTAR	30,213.17	117,390.42
2017 056 DISTRICT ATTY FORFEITURE	TREAS FUND	49,383.00	TEXPOOL LOGIC TEXSTAR	37,704.69	87,087.69
2017 057 D A SEIZURE FUND	TREAS FUND	13,621.96	TEXPOOL LOGIC TEXSTAR	78,370.70	91,992.66
2017 058 SHERIFF FORFEITURE	TREAS FUND	22,115.70	TEXPOOL LOGIC TEXSTAR		22,115.70
2017 059 JAIL COMMISSARY	TREAS FUND		TEXPOOL LOGIC		
2017 060 INTEREST & SINKING	TREAS FUND	119,889.91	TEXPOOL LOGIC	360,325.34	517,215.25
2017 061 2004 GO REFUNDING DEBT SERVITREAS	TREAS FUND		TEXPOOL LOGIC TEXSTAR	350,051.49	830,266.74
2017 070 BOND FUND	TREAS FUND		TEXPOOL LOGIC		
2017 088 STATE FEES	TREAS FUND	38,396.48	TEXPOOL LOGIC TEXSTAR	8,084.93	46,481.41
2017 090 OFFICER'S TRUST	TREAS FUND		TEXPOOL		
2017 091 LIBRARY TRUST - LIDDELL	TREAS FUND	1,624.99	CERT DEPOS	15,000.00	16,624.99
2017 092 LIBRARY TRUST - ROSENSTEIN	TREAS FUND	2,413.11	CERT DEPOS	19,000.00	21,413.11
2017 098 PAYROLL CLEARING	PAYROLL	1,536,187.06			1,536,187.06

DATE 11/15/2016 TIME 08:56

COMBINED STATEMENT OF CASH POSITION FOR OCTOBER

FUND NAME	CHECKING ACCOUNT	CHECKING AMOUNT	TDOA ACCOUNT	TDOA AMOUNT	FUND TOTAL
2017 100 CHILD ABUSE PREVENTION FUND	TREAS FUND	273.29	TEXPOOL		273.29
2017 101 PREFERRED DIVERSION	TREAS FUND	8,854.00	TEXPOOL		8,854.00
TOTAL		7,113,749.00		23,736,243.13	30,849,992.13

CHECK ACCOUNT  
ACCOUNT BALANCE - TREAS FUND  
ACCOUNT BALANCE - PAYROLL

CHECK  
5,577,561.94  
1,536,187.06

TOTAL

7,113,749.00

TDOA ACCOUNT  
ACCOUNT BALANCE - TEXPOOL  
ACCOUNT BALANCE - TEXSTAR  
ACCOUNT BALANCE - STONE  
ACCOUNT BALANCE - CERT DEPOS

TDOA  
11,792,634.03  
8,151,198.61  
2,008,410.49  
1,784,000.00

TOTAL

23,736,243.13

ACCOUNT NAME	BEGINNING CASH BALANCE	CASH RECEIPTS	CASH DISBURSEMENTS	ENDING CASH BALANCE
<b>2017 001 GENERAL</b>				
CASH - GENERAL FUND	4,301,440.32	10,748,250.76	11,894,889.43-	3,154,801.65
CASH ON HAND	1,779.00	.00	.00	1,779.00
CASH INVESTED-TEXPOOL	11,541,729.21	3,076.54	5,000,000.00-	6,544,805.75
CASH INVESTED - LOGIC	.00	.00	.00	.00
CASH INVESTED - TEXSTAR	.00	10,000,735.31	5,000,000.00-	5,000,735.31
CASH INVESTED - STONE CASTLE	2,007,898.88	511.61	.00	2,008,410.49
T-BILLS - INVESTMENTS	.00	.00	.00	.00
CASH INVESTMENT-CD	1,750,000.00	.00	.00	1,750,000.00
FUND TOTALS	19,602,847.41	20,752,574.22	21,894,889.43-	18,460,532.20
<b>2017 011 ROAD &amp; BRIDGE 1</b>				
CASH - ROAD & BRIDGE # 1	289,804.19	1,057,785.38	1,132,978.46-	214,611.11
CASH INVESTED	1,490,712.92	417.09	500,000.00-	991,130.01
CASH INVESTED - LOGIC	.00	.00	.00	.00
CASH INVESTED - TEXSTAR	.00	1,000,073.53	500,000.00-	500,073.53
STONE CASTLE	.00	.00	.00	.00
T-BILL INVESTMENTS	.00	.00	.00	.00
FUND TOTALS	1,780,517.11	2,058,276.00	2,132,978.46-	1,705,814.65
<b>2017 012 ROAD &amp; BRIDGE 2</b>				
CASH - ROAD & BRIDGE # 2	308,989.28	481,404.02	537,645.08-	252,748.22
CASH INVESTED	494,516.22	133.72	200,000.00-	294,649.94
CASH INVESTED - LOGIC	.00	.00	.00	.00
CASH INVESTED - TEXSTAR	.00	400,029.42	200,000.00-	200,029.42
T-BILL INVESTMENTS	.00	.00	.00	.00
FUND TOTALS	803,505.50	881,567.16	937,645.08-	747,427.58
<b>2017 013 ROAD &amp; BRIDGE 3</b>				
CASH - ROAD & BRIDGE # 3	303,804.97	957,491.20	1,027,900.25-	233,395.92
CASH INVESTED	920,794.35	238.53	450,000.00-	471,032.88
CASH INVESTED - LOGIC	.00	.00	.00	.00
CASH INVESTED - TEXSTAR	.00	900,066.19	450,000.00-	450,066.19
T-BILL INVESTMENTS	.00	.00	.00	.00
FUND TOTALS	1,224,599.32	1,857,795.92	1,927,900.25-	1,154,494.99
<b>2017 014 ROAD &amp; BRIDGE 4</b>				
CASH - ROAD & BRIDGE # 4	308,278.67	871,380.64	864,907.20-	314,752.11
CASH INVESTED - TEXPOOL	746,223.73	195.30	350,000.00-	396,419.03
CASH INVESTED - LOGIC	.00	.00	.00	.00
CASH INVESTED - TEXSTAR	.00	700,051.49	350,000.00-	350,051.49
T-BILL INVESTMENTS	.00	.00	.00	.00
FUND TOTALS	1,054,502.40	1,571,627.43	1,564,907.20-	1,061,222.63
<b>2017 018 CERTZ TIF</b>				
CASH - CERTZ TIF	.00	.00	.00	.00
CASH INVESTED	.00	.00	.00	.00
CASH INVESTED - LOGIC	.00	.00	.00	.00
T-BILL INVESTMENT	.00	.00	.00	.00
FUND TOTALS	.00	.00	.00	.00
<b>2017 019 FM &amp; LATERAL</b>				
CASH - F M & LATERAL	89,071.82	600,086.39	600,000.00-	89,158.21
CASH INVESTED	716,566.62	192.41	300,000.00-	416,759.03
CASH INVESTED - LOGIC	.00	.00	.00	.00
CASH INVESTED - TEXSTAR	.00	600,044.12	300,000.00-	300,044.12

ACCOUNT NAME	BEGINNING CASH BALANCE	CASH RECEIPTS	CASH DISBURSEMENTS	ENDING CASH BALANCE
2017 020 TJJPC				
CASH - T.J.P.C.	58,652.08	24,605.71	20,271.63-	62,986.16
CASH INVESTED - LOGIC	5,022.82	1.55	.00	5,024.37
CASH INVESTED - TEXSTAR	.00	.00	.00	.00
FUND TOTALS	63,674.90	24,607.26	20,271.63-	68,010.53
2017 021 JUVENILE PROB-ISP				
CASH - JUVENILE PROBATION	7,203.01	4.22	.00	7,207.23
INVESTMENTS	4,812.84	1.55	.00	4,814.39
CASH INVESTED - LOGIC	.00	.00	.00	.00
CASH INVESTED - TEXSTAR	.00	.00	.00	.00
FUND TOTALS	12,015.85	5.77	.00	12,021.62
2017 022 JUVENILE PROBATION				
CASH - JUV. PROB. DIV	9,704.48	80.69	.00	9,785.17
INVESTMENTS	.00	.00	.00	.00
FUND TOTALS	9,704.48	80.69	.00	9,785.17
2017 023 JUVENILE PROB. IV-E				
CASH - IV-E	7,964.21	4.67	.00	7,968.88
CASH INVESTED - LOGIC	6,042.01	1.89	.00	6,043.90
CASH INVESTED - TEXSTAR	.00	.00	.00	.00
FUND TOTALS	14,006.22	6.56	.00	14,012.78
2017 028 ADULT PROBATION				
CASH ON HAND	219,784.58	27,026.43	24,972.51-	221,838.50
CASH INVESTED - TEXPOOL	75.00	.00	.00	75.00
CASH INVESTED - LOGIC	184,452.09	59.97	.00	184,512.06
CASH INVESTED - TEXSTAR	.00	.00	.00	.00
FUND TOTALS	404,311.67	27,086.40	24,972.51-	406,425.56
2017 029 COMMUNITY CORRECTIONS				
CASH - COMMUNITY CORRECTI	13,912.13	.00	5,466.91-	8,445.22
INVESTMENTS	.00	.00	.00	.00
CASH INVESTED - LOGIC	.00	.00	.00	.00
FUND TOTALS	13,912.13	.00	5,466.91-	8,445.22
2017 031 CONTRACT ELECTIONS				
CASH - CONTRACT ELECTIONS	2,319.60	1.36	.00	2,320.96
CASH INVESTED - TEXPOOL	.00	.00	.00	.00
CASH INVESTED - LOGIC	.00	.00	.00	.00
FUND TOTALS	2,319.60	1.36	.00	2,320.96
2017 032 DISTRICT CLERK PRESERVATION				
CASH - DISTRICT CLERK PRESVATI	24,187.68	614.04	621.51-	24,180.21
INVESTMENTS	10,052.73	3.26	.00	10,055.99
CASH INVESTED - LOGIC	.00	.00	.00	.00
CASH INVESTED - TEXSTAR	.00	.00	.00	.00
FUND TOTALS	34,240.41	617.30	621.51-	34,236.20
2017 033 COUNTY/DISTRICT TECHNOLOGY FUN				
CASH - COUNTY/DISTRICT TECH	4,546.72	197.81	.00	4,744.53



ACCOUNT NAME	BEGINNING CASH BALANCE	CASH RECEIPTS	CASH DISBURSEMENTS	ENDING CASH BALANCE
INVESTMENTS	3,017.44	.93	.00	3,018.37
CASH INVESTED - LOGIC	.00	.00	.00	.00
CASH INVESTED - TEKSTAR	.00	.00	.00	.00
FUND TOTALS	7,564.16	198.74	.00	7,762.90

ACCOUNT NAME	BEGINNING CASH BALANCE	CASH RECEIPTS	CASH DISBURSEMENTS	ENDING CASH BALANCE
CASH - COURT REPORTER FUND	1,610.24	990.61	1,282.96	1,317.89
INVESTMENTS	42,371.07	13.76	.00	42,384.83
CASH INVESTED - LOGIC	.00	.00	.00	.00
CASH INVESTED - TEKSTAR	.00	.00	.00	.00
FUND TOTALS	43,981.31	1,004.37	1,282.96	43,702.72

ACCOUNT NAME	BEGINNING CASH BALANCE	CASH RECEIPTS	CASH DISBURSEMENTS	ENDING CASH BALANCE
CASH - PERMANENT IMPROVEM	166,577.47	2,013,897.69	2,051,035.00	129,440.16
CASH INVESTED	2,184,911.61	575.20	1,000,000.00	1,185,486.81
CASH INVESTED - LOGIC	.00	.00	.00	.00
CASH INVESTED - TEKSTAR	.00	2,000,147.06	1,000,000.00	1,000,147.06
STONE CASTLE	.00	.00	.00	.00
T-BILL INVESTMENTS	.00	.00	.00	.00
FUND TOTALS	2,351,489.08	4,014,619.95	4,051,035.00	2,315,074.03

ACCOUNT NAME	BEGINNING CASH BALANCE	CASH RECEIPTS	CASH DISBURSEMENTS	ENDING CASH BALANCE
CASH - LAW ENFORCEMENT ED	4,951.49	342.86	877.00	4,417.35
CASH INVESTED	10,050.68	3.26	.00	10,053.94
CASH INVESTED - LOGIC	.00	.00	.00	.00
CASH INVESTED - TEKSTAR	.00	.00	.00	.00
FUND TOTALS	15,002.17	346.12	877.00	14,471.29

ACCOUNT NAME	BEGINNING CASH BALANCE	CASH RECEIPTS	CASH DISBURSEMENTS	ENDING CASH BALANCE
CASH - J P TECH FUND	12,419.23	1,057.68	731.95	12,744.96
INVESTMENTS	16,893.82	5.52	.00	16,899.34
CASH INVESTED - LOGIC	.00	.00	.00	.00
CASH INVESTED - TEKSTAR	.00	.00	.00	.00
FUND TOTALS	29,313.05	1,063.20	731.95	29,644.30

ACCOUNT NAME	BEGINNING CASH BALANCE	CASH RECEIPTS	CASH DISBURSEMENTS	ENDING CASH BALANCE
CASH - LAW LIBRARY	42,982.41	1,892.31	397.85	44,476.87
CASH INVESTED	81,855.55	26.58	.00	81,882.13
CASH INVESTED - LOGIC	.00	.00	.00	.00
CASH INVESTED - TEKSTAR	.00	.00	.00	.00
FUND TOTALS	124,837.96	1,918.89	397.85	126,359.00

ACCOUNT NAME	BEGINNING CASH BALANCE	CASH RECEIPTS	CASH DISBURSEMENTS	ENDING CASH BALANCE
CASH - COOKE COUNTY LIBRA	34,632.31	1,261.62	608.09	35,285.84
CASH INVESTED	22,257.09	7.19	.00	22,264.28
CASH INVESTED - LOGIC	.00	.00	.00	.00
CASH INVESTED - TEKSTAR	.00	.00	.00	.00
T-BILL INVESTMENTS	.00	.00	.00	.00
FUND TOTALS	56,889.40	1,268.81	608.09	57,550.12

ACCOUNT NAME	BEGINNING CASH BALANCE	CASH RECEIPTS	CASH DISBURSEMENTS	ENDING CASH BALANCE
CASH - HISTORICAL COMM.	4,075.96	67.39	.00	4,143.35
CASH - COOKE CO. HISTORIC	4,075.96	67.39	.00	4,143.35
FUND TOTALS	4,075.96	67.39	.00	4,143.35

ACCOUNT NAME	BEGINNING CASH BALANCE	CASH RECEIPTS	CASH DISBURSEMENTS	ENDING CASH BALANCE
CASH - JP COURTHOUSE SECURITY	11,610.18	268.46	48.20	11,830.44
CASH INVESTED	5,045.82	1.55	.00	5,047.37
FUND TOTALS	11,610.18	268.46	48.20	11,830.44

ACCOUNT NAME	BEGINNING CASH BALANCE	CASH RECEIPTS	CASH DISBURSEMENTS	ENDING CASH BALANCE
<b>2017 044 COURTHOUSE SECURITY</b>				
CASH - COURTHOUSE SECURITY	87,372.82	2,139.57	.00	89,512.39
CASH INVESTED	157,319.78	51.15	.00	157,370.93
CASH INVESTED - LOGIC	.00	.00	.00	.00
CASH INVESTED - TEXTSTAR	.00	.00	.00	.00
FUND TOTALS	244,692.60	2,190.72	.00	246,883.32
<b>2017 045 FLOOD DAMAGE</b>				
CASH - FLOOD DAMAGE	17,742.00	.00	.00	17,742.00
CASH INVESTED - TEXPOOL	.00	.00	.00	.00
CASH INVESTED - LOGIC	.00	.00	.00	.00
FUND TOTALS	17,742.00	.00	.00	17,742.00
<b>2017 046 CHAPTER 19</b>				
CASH - CHAPTER 19	45.00-	.00	.00	45.00-
INVESTMENTS	.00	.00	.00	.00
FUND TOTALS	45.00-	.00	.00	45.00-
<b>2017 047 CC RECORDS MANAGEMENT</b>				
CASH - CC RECORDS MANAGEMENT	4,076.40	102.92	.00	4,179.32
INVESTMENTS - TEXPOOL	.00	.00	.00	.00
FUND TOTALS	4,076.40	102.92	.00	4,179.32
<b>2017 048 COUNTY RECORDS MANAGEMENT</b>				
CASH - RECORDS MANAGEMENT	47,069.23	1,724.01	.00	48,793.24
CASH INVESTED - TEXPOOL	265,686.61	86.38	.00	265,772.99
CASH INVESTED - LOGIC	.00	.00	.00	.00
CASH INVESTED - TEXTSTAR	.00	.00	.00	.00
FUND TOTALS	312,755.84	1,810.39	.00	314,566.23
<b>2017 049 CC RECORDS PRESERVATION</b>				
CASH - RECORDS PRESERVATION	106,427.73	7,436.97	.00	113,864.70
CASH INVESTED - TEXPOOL	84,089.96	27.33	.00	84,117.29
CASH INVESTED - LOGIC	.00	.00	.00	.00
CASH INVESTED - TEXTSTAR	.00	.00	.00	.00
FUND TOTALS	190,517.69	7,464.30	.00	197,981.99
<b>2017 050 DIST CLERK RECORDS MANAGEMENT</b>				
CASH - D C RECORDS MANAGEMENT	28,551.38	427.61	4,781.00-	24,197.99
CASH INVESTED	15,082.04	4.93	.00	15,086.97
CASH INVESTED - LOGIC	.00	.00	.00	.00
CASH INVESTED - TEXTSTAR	.00	.00	.00	.00
FUND TOTALS	43,633.42	432.54	4,781.00-	39,284.96
<b>2017 051 DISTRICT CLERK ARCHIVE</b>				
DISTRICT CLERK ARCHIVE	18,605.63	495.95	.00	19,101.58
INVESTMENTS	4,022.11	1.24	.00	4,023.35
CASH INVESTED - LOGIC	.00	.00	.00	.00
CASH INVESTED - TEXTSTAR	.00	.00	.00	.00
FUND TOTALS	22,627.74	497.19	.00	23,124.93
<b>2017 052 COUNTY CLERK ARCHIVE FEE</b>				
CASH - RECORDS ARCHIVE	60,558.89	6,773.18	6,331.13-	61,000.94

ACCOUNT NAME	BEGINNING CASH BALANCE	CASH RECEIPTS	CASH DISBURSEMENTS	ENDING CASH BALANCE
INVESTMENTS	54,728.28	17.75	.00	54,746.03
CASH INVESTED - LOGIC	.00	.00	.00	.00
CASH INVESTED - TEXSTAR	.00	.00	.00	.00
FUND TOTALS	115,287.17	6,790.93	6,331.13	115,746.97

2017 053 CA CHECK COLLECTING				
CASH - CHECK COLLECTING &	2,852.74	45.00	108.93	2,788.81
CASH INVESTED	4,531.67	1.55	.00	4,533.22
CASH INVESTED - LOGIC	.00	.00	.00	.00
CASH INVESTED - TEXSTAR	.00	.00	.00	.00
FUND TOTALS	7,384.41	46.55	108.93	7,322.03

2017 054 DA CHECK COLLECTING				
CASH - DA CHECK COLLECTING	4,040.21	.00	3,964.87	75.34
CASH INVESTED	.00	.00	.00	.00
FUND TOTALS	4,040.21	.00	3,964.87	75.34

2017 055 CO ATTY FORFEITURE				
FUND TOTALS	.00	.00	.00	.00

2017 056 DISTRICT ATTY FORFEITURE				
CASH - D.A. FORFEITURE FU	92,817.74	611.89	6,252.38	87,177.25
CASH INVESTED - TEXPOOL	30,203.31	9.86	.00	30,213.17
CASH INVESTED - LOGIC	.00	.00	.00	.00
CASH INVESTED - TEXSTAR	.00	.00	.00	.00
FUND TOTALS	123,021.05	621.75	6,252.38	117,390.42

2017 057 D A SEIZURE FUND				
CASH - SEIZURE-LAW	49,812.00	1,560.00	1,989.00	49,383.00
INVESTMENTS	.00	.00	.00	.00
FUND TOTALS	49,812.00	1,560.00	1,989.00	49,383.00

2017 058 SHERIFF FORFEITURE				
CASH - SHERIFF FORFEITURE	13,613.97	7.99	.00	13,621.96
INVESTMENTS	37,692.42	12.27	.00	37,704.69
CASH INVESTED - LOGIC	.00	.00	.00	.00
CASH INVESTED - TEXSTAR	.00	.00	.00	.00
FUND TOTALS	51,306.39	20.26	.00	51,326.65

2017 059 JAIL COMMISSARY				
CASH - JAIL COMMISSARY	20,878.30	1,543.36	305.96	22,115.70
CASH INVESTED - TEXPOOL	78,345.20	25.50	.00	78,370.70
CASH INVESTED - LOGIC	.00	.00	.00	.00
CASH INVESTED - TEXSTAR	.00	.00	.00	.00
FUND TOTALS	99,223.50	1,568.86	305.96	100,486.40

2017 060 INTEREST & SINKING				
CASH - INTEREST & SINKING	.00	.00	.00	.00
CASH INVESTED	.00	.00	.00	.00
CASH INVESTED - LOGIC	.00	.00	.00	.00
T-BILL INVESTMENTS	.00	.00	.00	.00
FUND TOTALS	.00	.00	.00	.00

2017 061 2004 GO REFUNDING DEBT SERVICE				
CASH - 2004 GO REFUNDING D/S	105,320.68	714,569.23	700,000.00	119,889.91
CASH INVESTED	710,141.76	183.58	350,000.00	360,325.34
CASH INVESTED - LOGIC	.00	.00	.00	.00

ACCOUNT NAME	BEGINNING CASH BALANCE	CASH RECEIPTS	CASH DISBURSEMENTS	ENDING CASH BALANCE
2017 070 BOND FUND				
CASH - CONSTRUCTION FUND	.00	.00	.00	.00
CASH INVESTED	.00	.00	.00	.00
CASH INVESTED - LOGIC	.00	.00	.00	.00
FUND TOTALS	.00	.00	.00	.00
2017 088 STATE FEES				
CASH - STATE FEES	148,279.80	46,529.36	156,412.68	38,396.48
CASH INVESTED	8,082.36	2.57	.00	8,084.93
CASH INVESTED - LOGIC	.00	.00	.00	.00
CASH INVESTED - TEXSTAR	.00	.00	.00	.00
FUND TOTALS	156,362.16	46,531.93	156,412.68	46,481.41
2017 090 OFFICER'S TRUST				
CASH-OFFICERS TRUST	.00	.00	.00	.00
CASH INVESTED	.00	.00	.00	.00
CASH INVESTED - LOGIC	.00	.00	.00	.00
FUND TOTALS	.00	.00	.00	.00
2017 091 LIBRARY TRUST - LIDDELL				
CASH-LIBRARY TRUST/LIDDELL	1,614.63	10.36	.00	1,624.99
CD INVESTMENT	15,000.00	.00	.00	15,000.00
FUND TOTALS	16,614.63	10.36	.00	16,624.99
2017 092 LIBRARY TRUST - ROSENSTEIN				
CASH-LIBRARY TRUST/ROSENSTEIN	2,411.70	1.41	.00	2,413.11
CD INVESTMENT	19,000.00	.00	.00	19,000.00
FUND TOTALS	21,411.70	1.41	.00	21,413.11
2017 098 PAYROLL CLEARING				
CASH - PAYROLL CLEARING	612,701.24	923,485.82	.00	1,536,187.06
INVESTMENTS	.00	.00	.00	.00
FUND TOTALS	612,701.24	923,485.82	.00	1,536,187.06
2017 100 CHILD ABUSE PREVENTION FUND				
CASH-CHILD ABUSE PREVENTION	271.62	1.67	.00	273.29
CASH INVESTED	.00	.00	.00	.00
FUND TOTALS	271.62	1.67	.00	273.29
2017 101 PRETRIAL DIVERSION				
CASH-PRETRIAL DIVERSION	8,854.00	.00	.00	8,854.00
CASH INVESTED	.00	.00	.00	.00
CASH INVESTED - LOGIC	.00	.00	.00	.00
FUND TOTALS	8,854.00	.00	.00	8,854.00
GRAND TOTALS	31,393,357.74	34,803,268.37	35,344,779.98	30,851,846.13