

AFFIDAVIT

STATE OF TEXAS

COUNTY OF COOKE

The members of the Commissioners' Court of Cooke County, Texas, state as follows:

The requirement of Subsection (C) of the Texas Local Government Code, §114.026 have been met for the term of July 2016. The amount of cash and other assets in the custody of the County Treasurer at the time of examination are:


Cash (includes on hand, money market accounts, and short term investments) \$ 34,005,809.75

Other Assets (long term investments) \$ 0.00.


Sworn to and subscribed this 20th day of August 2016


Jason Brinkley, Cooke County Judge



Gary Hollowell, Commissioner, Pct 1


B. C. Lemons, Commissioner, Pct 2


Al Smith, Commissioner, Pct 3


Leon Klement, Commissioner, Pct 4

ATTEST:



Rebecca Lawson, County Clerk


FILED FOR RECORD
16 AUG 22 PM 3: 23
REBECCA LAWSON
COUNTY CLERK, COOKE CO. TX
BY _____ DEPUTY


FINANCIAL REPORTS


July 2016


In accordance with Local Government Code 114.026, this affidavit states the current cash and reports in the custody of the county treasurer as of this date of July 31, 2016.



Jason Brinkley,
Cooke County Judge


Rebecca Lawson,
Cooke County Clerk


Gary Hollowell,
Commissioner Pct. #1


B. C. Lemons,
Commissioner Pct. #2


Al Smith,
Commission Pct. #3


Leon Klement,
Commissioner Pct. #4

FILED FOR RECORD

16 AUG 22 PM 3: 23

REBECCA LAWSON
COUNTY CLERK, COOKE CO. TX

BY _____ DEPUTY



MONTHLY REPORT

JULY 2016

PATTY BRENNAN

COOKE COUNTY TREASURER

TOTALS

PRIOR MONTH ENDING BANK STATEMENT BALANCE \$234,083.59 3
 CLEARED DEPOSITS \$906,962.07
 CLEARED ADDITIONS \$.00
 CLEARED CHECKS \$573,806.54- 64
 CLEARED DEDUCTIONS \$331,959.54- 5

CURRENT MONTH ENDING BANK STATEMENT BALANCE \$235,279.58

CURRENT MONTH ENDING BANK STATEMENT BALANCE \$235,279.58
 BANK STATEMENT BALANCE \$235,279.58
 OUTSTANDING DEPOSITS \$.00
 OUTSTANDING ADDITIONS \$.00
 OUTSTANDING CHECKS \$7,540.50- 9
 OUTSTANDING DEDUCTIONS \$.00

RECONCILED BOOK BALANCE \$227,739.08

ENDING STATEMENT DATE 07/31/2016 CLERK: PB

PRIOR MONTH ENDING BANK STATEMENT BALANCE \$6,487,929.39 231
 CLEARED DEPOSITS \$13,212,164.73 4
 CLEARED ADDITIONS \$80,551.19 4
 CLEARED CHECKS \$1,797,800.42- 463
 CLEARED DEDUCTIONS \$9,152,276.62- 4

CURRENT MONTH ENDING BANK STATEMENT BALANCE \$8,830,568.27

CURRENT MONTH ENDING BANK STATEMENT BALANCE \$8,830,568.27
 OUTSTANDING DEPOSITS \$.00
 OUTSTANDING ADDITIONS \$.00
 OUTSTANDING CHECKS \$555,466.41- 494
 OUTSTANDING DEDUCTIONS \$.00

RECONCILED BOOK BALANCE \$8,275,101.86

ENDING STATEMENT DATE 07/31/2016 CLERK: PB

Cooke County

Attn: Patty Brennan
101 S. Dixon Street
Gainesville, TX 76240

Depositor Statement

July 1, 2016 - July 31, 2016

Account #: 104791304900

Account at-a-Glance

Beginning Balance	11,006,165.52
+ Net Deposits	-8,999,945.87
+ Net Accrued Interest ²	672.50
Ending Balance	2,006,892.15
Days In Period ⁴	31
Average Daily Balance ⁵	3,167,501.24
Net APY This Period ⁶	0.2500
Available Balance ⁷	2,006,219.65

Depositor Information

Website: www.ficaaccount.com

Support Center: (866) 343-5516

Account Transactions

Description	Date	Amount(USD\$)
Withdrawal	2016-07-05	-9,000,000.00
Deposit	2016-07-06	54.13

Bank Deposit Detail

Depository Bank	FDIC#	Balance(USD\$)
BankUnited National Association	58979	56,837.00
Benchmark Bank	57949	1,330.21
BofI Federal Bank	35546	130,396.92
Capital One National Association	4297	190,036.06
Celtic Bank	57056	247,484.83
Cornerstone Bank	5635	1,279.94
First Bank	12229	8,218.31
First Choice Bank	58471	6,578.30
First Internet Bank of Indiana	34607	1,298.04
Franklin Synergy Bank	58714	1,058.01
Grandpoint Bank	58390	1,091.33
Great Western Bank	15289	24,183.97
Green Bank National Association	35007	2,595.03
Hancock Bank	12441	47,105.24
Happy State Bank	10359	48,542.74
Hawthorn Bank	10619	1,889.13
Iroquois Federal Savings and Loan Association	29675	1,287.86
Merchants & Planters Bank	16464	1,202.97
Merchants Bank of Indiana	8056	7,971.38

Depositor Statement

Cooke County
Attn: Patty Brennan
101 S. Dixon Street
Gainesville, TX 76240

July 1, 2016 - July 31, 2016

Account #: 104791304900

Depository Bank	FDIC#	Balance(USD\$)
Meridian Bank	57777	12,213.37
NexBank SSB	29209	247,798.58
OneWest Bank FSB	58978	55,534.74
Pacific Trust Bank FSB	35498	245,035.89
Post Oak Bank N.A.	57729	1,147.15
Signature Bank	57053	3,552.32
SouthEast Bank	57348	1,517.52
Stonegate Bank	57934	114,590.19
SunTrust Bank	867	1,025.53
TD Bank N.A.	18409	1,368.81
Texas Capital Bank National Association	34383	245,980.28
ViewPoint Bank National Association	58006	48,510.19
WashingtonFirst Bank	57696	247,557.81
Aggregate Net Accrued Interest ³		672.50
Total		2,006,892.15

Disclosure Information

¹ The Federally Insured Cash Account ® ("FICA") is not a member of the Federal Deposit Insurance Corporation ("FDIC"), but the banks in which your money is deposited are FDIC members. The FDIC is an independent agency of the U.S. government that protects the funds depositors place in FDIC insured institutions. FDIC deposit insurance is backed by the full faith and credit of the U.S. government.

² Net Accrued Interest is the estimated amount of your accrued interest earned for the current month less any FICA Fee with respect to such interest. Net Accrued Interest cannot be withdrawn from your account until it is credited to the account. There is no guarantee that you will receive the full amount as stated. Refer to the U.S. Bank Custodial Statement, provided via ficaaccount.com, for further details regarding interest earned and fees charged. Net Accrued Interest is for informational purposes only.

³ Aggregate Net Accrued Interest is the sum of the current month's Net Accrued Interest and any prior period Net Accrued Interest not yet paid.

⁴ Days In Period ("DIP") is the number of days in the period beginning on, and including the later of, the first day of the month or the business day your initial deposit is received by the FICA Custodian if received on or before 11:00AM EST or the business day immediately following if received after 11:00AM EST, and ending on, and including, the last day of the month. DIP does not include any date on which the balance is zero.

⁵ Average Daily Balance is the sum of your beginning balance plus any deposits less any withdrawals averaged across number of days in Days In Period.

⁶ Net APY This Period is the annualized yield that reflects the relationship between the net interest received plus any Net Accrued Interest and the Average Daily Balance for the statement period.

⁷ Available Balance reflects the amount that can be withdrawn as of the date of the statement. This balance is the Ending Balance less the Aggregate Net Accrued Interest amount.

We encourage you to compare the information provided in our statement with the U.S. Bank custody statement. You may access your U.S. Bank custody statement by calling 1-866-343-5516.

StoneCastle Cash Management, LLC is an SEC Registered Investment Advisor. StoneCastle Cash Management, LLC is an affiliate of StoneCastle Partners, LLC, a leading asset management and financial services company dedicated to investing and serving the community banking sector. Performance data shown represents past performance, and is no guarantee of future results. Rates may change without notice. Please read the Terms and Conditions relating to the FICA program for more complete information and the governing terms of the account. Review your statement for accuracy. If you have any questions regarding your account, contact a FICA representative. Registration with the SEC does not imply a particular level of skill or training.



Account Info

- » Account Info
 - Average Daily Balance
- » Positions
- » Summary Statements
- » Detailed Activity
- » Manage Users

Positions: Cooke County

Reg ID	Position	Current Balance
-	Accrued Interest	\$672.50
35498	Banc of California; NA	\$245,035.89
58979	BankUnited National Association	\$56,837.00
57949	Benchmark Bank	\$1,330.21
35546	Boff Federal Bank	\$130,396.92
4297	Capital One National Association	\$190,036.06
57056	Celtic Bank	\$247,484.83
5635	Cornerstone Bank	\$1,279.94
12229	First Bank	\$8,218.31
58471	First Choice Bank	\$6,578.30
34607	First Internet Bank of Indiana	\$1,298.04
58714	Franklin Synergy Bank	\$1,058.01
58390	Grandpoint Bank	\$1,091.33
15289	Great Western Bank	\$24,183.97
35007	Green Bank National Association	\$2,595.03
12441	Hancock Bank	\$47,105.24
10359	Happy State Bank	\$48,542.74
10619	Hawthorn Bank	\$1,889.13
29675	Iroquois Federal Savings and Loan Association	\$1,287.86
16464	Merchants & Planters Bank	\$1,202.97
8056	Merchants Bank of Indiana	\$7,971.38
57777	Meridian Bank	\$12,213.37
29209	NexBank SSB	\$247,798.58
58978	OneWest Bank FSB	\$55,534.74
57729	Post Oak Bank N.A.	\$1,147.15
57053	Signature Bank	\$3,552.32
57348	SouthEast Bank	\$1,517.52
57934	Stonegate Bank	\$114,590.19
867	SunTrust Bank	\$1,025.53
18409	TD Bank N.A.	\$1,368.81
34383	Texas Capital Bank National Association	\$245,980.28
58006	ViewPoint Bank National Association	\$48,510.19
57696	WashingtonFirst Bank	\$247,557.81
	TOTAL	\$2,008,892.15

Need Help? Contact Us.

We are here for you.
 Call us at (866) 343-5516,
 or email us at
clientservices@StoneCastle.com

INVESTMENTS-TEXPOOL
PATTY BRENNAN, COOKE COUNTY TREASURER
JULY 2016

ACCT NAME	BALANCE		DEPOSITS		WITH-DRAWALS		CURRENT INTEREST		ENDING BALANCE
	FORWARD						INTEREST		
GENERAL	\$ 7,530,035.98	\$ 8,000,000.00	\$ 3,000,000.00	\$ 4,243.50	\$ 12,534,279.48				
R & B -1	\$ 1,014,319.82	\$ 500,000.00	\$ -	\$ 444.85	\$ 1,514,764.67				
R & B -2	\$ 554,007.40	\$ -	\$ -	\$ 173.58	\$ 554,180.98				
R & B -3	\$ 1,294,770.41	\$ -	\$ 200,000.00	\$ 395.83	\$ 1,095,166.24				
R & B -4	\$ 1,145,315.85	\$ -	\$ 200,000.00	\$ 349.01	\$ 945,664.86				
FM & L	\$ 715,891.32	\$ -	\$ -	\$ 224.34	\$ 716,115.66				
STATE FUNDS	\$ 8,074.94	\$ -	\$ -	\$ 2.49	\$ 8,077.43				
TJPC	\$ 5,018.21	\$ -	\$ -	\$ 1.56	\$ 5,019.77				
DIST CLK PRESERVATION	\$ 10,043.44	\$ -	\$ -	\$ 3.11	\$ 10,046.55				
COUNTY/DIST TECH	\$ 3,014.68	\$ -	\$ -	\$ 0.93	\$ 3,015.61				
ADULT PROB	\$ 184,278.26	\$ -	\$ -	\$ 57.72	\$ 184,335.98				
JUV-ISP	\$ 4,808.24	\$ -	\$ -	\$ 1.55	\$ 4,809.79				
COURT REP	\$ 42,331.06	\$ -	\$ -	\$ 13.30	\$ 42,344.36				
PERM IMP	\$ 1,682,882.16	\$ 500,000.00	\$ -	\$ 654.36	\$ 2,183,536.52				
LAW ENFORCEMENT ED	\$ 10,041.39	\$ -	\$ -	\$ 3.11	\$ 10,044.50				
JP-CH SECURITY	\$ 5,041.21	\$ -	\$ -	\$ 1.56	\$ 5,042.77				
DIST CLK RECORDS MGMT	\$ 15,067.75	\$ -	\$ -	\$ 4.73	\$ 15,072.48				
DIST CLK ARCHIVE	\$ 4,018.43	\$ -	\$ -	\$ 1.24	\$ 4,019.67				
COUNTY ATTY CHECK COLLECT	\$ 4,527.21	\$ -	\$ -	\$ 1.42	\$ 4,528.63				
JUV PROB-IVE	\$ 6,036.46	\$ -	\$ -	\$ 1.87	\$ 6,038.33				
LAW LIBRARY	\$ 81,778.43	\$ -	\$ -	\$ 25.63	\$ 81,804.06				
JP TECH	\$ 16,877.99	\$ -	\$ -	\$ 5.28	\$ 16,883.27				
C H SECURITY	\$ 157,171.59	\$ -	\$ -	\$ 49.22	\$ 157,220.81				
REC MGMT	\$ 265,436.23	\$ -	\$ -	\$ 83.20	\$ 265,519.43				
REC PRESV	\$ 84,010.65	\$ -	\$ -	\$ 26.30	\$ 84,036.95				
LIBRARY	\$ 22,236.09	\$ -	\$ -	\$ 6.97	\$ 22,243.06				
ARCHIVE	\$ 54,676.70	\$ -	\$ -	\$ 17.14	\$ 54,693.84				
DIST ATTY FORFEITURE	\$ 30,174.86	\$ -	\$ -	\$ 9.46	\$ 30,184.32				
SHERIFF FORFEITURE	\$ 37,656.90	\$ -	\$ -	\$ 11.79	\$ 37,668.69				

INVESTMENTS-TEXPOOL
PATTY BRENNAN, COOKE COUNTY TREASURER
JULY 2016

ACCT NAME	BALANCE FORWARD	DEPOSITS	WITH-DRAWALS	CURRENT INTEREST	ENDING BALANCE
JAIL COMMISSARY	\$ 78,271.32	\$ -	\$ -	\$ 24.50	\$ 78,295.82
2004 GO-REFUNDING	\$ 709,472.49	\$ -	\$ -	\$ 222.31	\$ 709,694.80
TOTAL: TREAS FUND	<u>\$ 15,777,287.47</u>	<u>\$ 9,000,000.00</u>	<u>\$ 3,400,000.00</u>	<u>\$ 7,061.86</u>	<u>\$ 21,384,349.33</u>
YEAR - TO - DATE INTEREST	BAL FORWARD	CURRENT INT.	BALANCE		
	\$ 18,267.70	\$ 7,061.86	\$ 25,329.56		
AVG. YEILD FOR JULY 2016		0.37%	MIKT VALUE PER SHARE \$		1.00

C.D. INVESTMENTS

LANDMARK BANK

JULY 2016

<u>C.D.#</u>	<u>PURCHASE DATE</u>	<u>AMOUNT</u>	<u>MAT. DATE</u>
GEN/4170805685	May 24, 2015	500,000.00	May 24, 2017
GEN/4170805677	May 24, 2015	500,000.00	May 24, 2017
Library - Liddell 4761	July 15, 2015	7,500.00	Jan 15, 2017
Library - Liddell 4779	July 15, 2015	7,500.00	Jan 15, 2017
Library – Rosenstein 5099	Jun 12, 2014	11,000.00	Sept 12, 2017
Library – Rosenstein 5198	Sept 16, 2014	8,000.00	Dec 16, 2017

INT. EARNED MONTHLY:

2-Gen CD's @ .52%
2-Liddell CD's @ .25%
2-Rosenstein CD's @ 1.05%

Interest is deposited into the Treasurer's Fund. The 2 Gen CDs' interest is deposited monthly, and the 4 Library's CDs' interest is deposited quarterly.

PROSPERITY BANK

GEN/14401708	Sept 17, 2015	250,000.00	Sept 17, 2017
--------------	---------------	------------	---------------

INT. EARNED MONTHLY:

Gen CD @ .50%

Interest accrues monthly and is deposited monthly with depository bank into the Treasurer's Fund.

C.D. INVESTMENTS

THE FIRST STATE BANK

JULY 2016

<u>C.D.#</u>	<u>PURCHASE DATE</u>	<u>AMOUNT</u>	<u>MAT. DATE</u>
GEN/17445	Sept 17, 2015	250,000.00	Sept 17, 2017

INT. EARNED MONTHLY:

Gen CD @ .65%

Interest accrues monthly and is deposited monthly with depository bank into the Treasurer's Fund.

MUENSTER STATE BANK

GEN/2129	Sept 17, 2015	250,000.00	Sept 17, 2017
----------	---------------	------------	---------------

INT. EARNED MONTHLY:

Gen CD @ .75%

Interest accrues monthly and is deposited monthly with depository bank into the Treasurer's Fund.



PROSPERITY BANK

EL CAMPO, TX

Pledge Security Listing

July 31, 2016



A Division of Hilltop Securities

ID	CUSIP	Description	Safetkeeping Location	Safetkeeping Receipt	Coupon	Maturity Date	Call Date	Moody	S&P	Fitch	FASB115	Face Amount	Current Par	Current Book Value	Market Value	Gain(Loss)
COOKE COUNTY																
2047	3128MBA1	PHLC G12885	PHLB	X	5.00	06/01/2021		AAA	AA+	AAA	HTM	157,950	8,799.88	8,799.78	9,286.27	486.49
2107	31410C5S8	FNMA 889257	PHLB	X	5.00	04/01/2021		AAA	AA+	AAA	HTM	105,405	5,710.74	5,710.67	6,010.57	299.90
3643	3128MMQX4	PHLC G18469	PHLB		2.00	06/01/2028		AAA	AA+	AAA	HTM	212,158	146,616.17	147,137.08	146,674.29	1,537.21
Total for COOKE COUNTY												475,513	161,126.79	161,647.53	163,971.13	2,323.60



A Division of Hilltop Securities

Although the information in this report has been obtained from sources believed to be reliable, its accuracy cannot be guaranteed.

7/29/2016 5:19:54 PM

report

PAGE 1 07/25/16 19:25:40
ACTIVITY BAPN032N
07/25/16 CC3 PROD

FEDERAL RESERVE BANK PLEDGEE

DISTRB PT J1
CYCLE DATE 07-25-2016

PLEDGEE: COOKE COUNTY J7BM INSTITUTION ID: #J7BM
100 S. DIXON
RM. 106

GAINESVILLE TX 76240

HOLDER : 081500862 - LANDMARK BANK RESP FRB:H1
ACCOUNT: J7BM - *COOKE COUNTY

CUSIP # TRANSACTION ID PAR AMOUNT CLOSING

PAR BAL BVF BOOK VALUE
31394CMY5 FNRM CL016LE R05F016 07-25-33

.00 0.0000000000 .00

0725 QMGBI001 006899	220,000.00-
0725 QMGBI002 011226	220,000.00-
0725 QMGBI003 003456	220,000.00-
0725 QMGBI003 008812	220,000.00-
0725 QMGBI003 014450	220,000.00-

report

PAGE 1 07/29/16 19:28:33
HOLDINGS BAPN032N
CC3 PROD

FEDERAL RESERVE BANK PLEDGEE

DISTRB PT J1
AS OF CLOSE OF BUSINESS 07-29-2016

PLEDGEE: COOKE COUNTY J7BM INSTITUTION ID: #J7BM
100 S. DIXON
RM. 106

GAINESVILLE TX 76240

HOLDER : 081500862 - LANDMARK BANK

RESP FRB:H1

ACCOUNT: J7BM - *COOKE COUNTY

CUSIP #

BVF

PAR

BALANCE BOOK VALUE

31300LVH5	FMAR 848716 G	01-01-37	0.5067702400
200,000.00	101,354.05		
3133TTX48	FGRA 2326ZQ 06/15/31	06-15-31	0.1481094400
300,000.00	44,432.83		
313378CR0	2.25 FHLB 22 KW	03-11-22	1.0000000000
5,000,000.00	5,000,000.00		
3136ACLE9	FNRM RC025BD R13F025	03-25-33	0.6659874100
1,400,000.00	932,382.37		
3136AKJK0	FNRM CL041CM R14F041	06-25-40	0.7636681600
1,000,000.00	763,668.16		
3137B1CT7	FGRM 4195LH 12/15/31	12-15-31	0.6922499400
600,000.00	415,349.96		
31392WB41	FGRM 2512PG 10/15/22	10-15-22	0.2538865800
400,000.00	101,554.63		
31394H2Q3	FGRM 2662DH 08/15/23	08-15-23	0.7027513000
1,200,000.00	843,301.56		
31395HVM9	FGRA 2896BZ 11/15/34	11-15-34	1.3766273900
200,000.00	275,325.48		
31396ALL6	FGRM 3035DP 10/15/34	10-15-34	0.0091858600
2,100,000.00	19,290.31		
38374F2L7	GNNRM 2004-24 ZM	04-20-34	1.2619701000
700,000.00	883,379.07		

SUBTOTAL:

13,100,000.00 9,380,038.42

GRAND TOTAL:

13,100,000.00 9,380,038.42

Landmark Bank
 Columbia, MO
 FROM 7/1/2016 TO 7/31/2016

Customer ID: 5961
 Report Date: 8/1/2016
 PAS Rep: Vance Roe
 Account Rep: Bob Fitzpatrick

Cusip	Description	Maturity Date	Intent	S&P	Market Price Dt	Original Face	Book Value
Ticket	Location Code/Name	Group	Coupon	Moody	Maturity (Yr)	Par	Market Value
Pledged: J7BM - COOKE COUNTY							
313378CR0	FED HOME LN BK	03/11/2022	AFS	AA+	7/29/2016	5,000,000.00	5,065,987.14
956483	FED - FEDERAL RESERVE BANK	AGY	2.25000	Aaa	5.61	5,000,000.00	5,247,499.85
31300LVH5	FHLMC ARM POOL #8487	01/01/2037	AFS		7/29/2016	200,000.00	108,371.23
851172	FED - FEDERAL RESERVE BANK	MB3	2.63600		20.44	101,354.05	107,496.10
31337TX48	flhmc remic ser 2326	06/15/2031	AFS		7/29/2016	300,000.00	50,121.39
783451	FED - FEDERAL RESERVE BANK	MB4	6.50000	NR	14.88	44,432.83	50,707.08
3136ACLE9	FNM13025 BD	03/25/2033	AFS		7/29/2016	1,400,000.00	908,712.81
879680	FED - FEDERAL RESERVE BANK	MB4	2.00000	NR	16.66	932,382.37	951,633.10
3136AKJK0	FNR 2014-41 CM	06/25/2040	AFS		7/29/2016	1,000,000.00	729,163.60
916714	FED - FEDERAL RESERVE BANK	MB4	1.50000	NR	23.92	763,668.16	761,301.39
3137B1CT7	FHL4195 LH	12/15/2031	AFS		7/29/2016	600,000.00	400,871.53
882621	FED - FEDERAL RESERVE BANK	MB4	1.50000	NR	15.38	415,349.96	413,131.15
31392WBA1	FHL2512 PG	10/15/2022	AFS		7/29/2016	400,000.00	108,059.03
719835	FED - FEDERAL RESERVE BANK	MB4	5.50000	NR	6.21	101,554.63	110,926.50
31394H2Q3	FHL2662 DH	08/15/2023	AFS		7/29/2016	1,200,000.00	897,409.89
887207	FED - FEDERAL RESERVE BANK	MB4	5.00000	NR	7.04	843,301.56	912,497.30
31395HVN9	FHL2896 BZ	11/15/2034	AFS		7/29/2016	200,000.00	300,948.15
856892	FED - FEDERAL RESERVE BANK	MB4	5.00000	NR	18.30	275,325.48	304,848.00
31396ALL6	FHL3035 DP	10/15/2034	AFS		7/29/2016	2,100,000.00	19,304.17
746903	FED - FEDERAL RESERVE BANK	MB4	5.50000	NR	18.22	19,290.31	19,330.38
38374F2L7	GNM04024 ZM	04/20/2034	AFS		7/29/2016	700,000.00	979,434.38
844136	FED - FEDERAL RESERVE BANK	MB4	5.00000	NR	17.73	883,379.06	986,749.75
11	Total Pledged: J7BM - COOKE COUNTY					13,100,000.00	9,568,383.32
						9,380,038.41	9,866,120.60

This report reflects information submitted to us by the customer. It is not intended to be used as the official record of safekeeping location and/or pledged holdings. This information should be provided by the customer's safekeeper.

Landmark Bank, N.A.
 Cooke County
 As of: Friday, July 29, 2016

Detail Section:

<u>Account No.</u>	<u>Balance</u>	<u>Int Rate</u>	<u>Type</u>	<u>Officer</u>
28002408	\$0	0.00%	TDSV	R1B
28002416	\$0	0.00%	TDSV	R1B
28900090	\$235,280	0.00%	CK	R1B
28900287	\$8,830,568	0.42%	CK	R1B
28900325	\$20,800	0.00%	CK	R1B
28900333	\$0	0.00%	CK	R1B
28900341	\$0	0.00%	CK	R1B
28900368	\$47,986	0.42%	CK	R1B
28900376	\$87,025	0.00%	CK	R1B
28900384	\$167	0.00%	CK	R1B
28900392	\$1,603	0.00%	CK	R1B
28900406	\$73,101	0.00%	CK	R1B
28900414	\$156	0.00%	CK	R1B
28900422	\$0	0.00%	CK	R1B
28900449	\$538,773	0.00%	CK	R1B
28900457	\$0	0.00%	CK	R1B
28900465	\$0	0.00%	CK	R1B
28900481	\$158,756	0.00%	CK	R1B
28900511	\$1,267	0.00%	CK	R1B
28900538	\$1,979	0.00%	CK	R1B
28901259	\$6,811	0.00%	CK	ELE
28901593	\$6,914	0.00%	CK	JDH
4170003539	\$49,541	0.00%	CK	R1B
4170009684	\$0	0.00%	CK	R1B
4170009700	\$139	0.00%	CK	R1B
4170013934	\$0	0.00%	CK	JDH
4170023065	\$0	0.00%	CK	R1B
4170045332	\$21,477	0.00%	CK	T1G
4170049177	\$500	0.00%	CK	T1G
4170800744	\$0	0.00%	TDSV	JDH
4170800751	\$0	0.00%	TDSV	JDH
4170801528	\$0	0.00%	TDSV	R1B
4170801536	\$0	0.00%	TDSV	R1B
4170802286	\$0	0.00%	TDSV	JDH
4170802294	\$0	0.00%	TDSV	JDH
4170802849	\$0	0.00%	TDSV	JDH
4170802856	\$0	0.00%	TDSV	JDH
4170803896	\$0	0.00%	TDSV	R1B

4170803904	\$0	0.00%	TDSV	R1B
4170804019	\$0	0.00%	TDSV	R1B
4170804142	\$0	0.00%	TDSV	R1B
4170804159	\$0	0.00%	TDSV	R1B
4170804415	\$0	0.00%	TDSV	T1G
4170804423	\$0	0.00%	TDSV	T1G
4170804761	\$7,500	0.25%	TDSV	T1G
4170804779	\$7,500	0.25%	TDSV	T1G
4170805073	\$0	0.00%	TDSV	T1G
4170805081	\$0	0.00%	TDSV	T1G
4170805198	\$8,000	1.05%	TDSV	JDH
4170805677	\$500,000	0.52%	TDSV	T1G
4170805685	\$500,000	0.52%	TDSV	T1G

Collateral Section:

<u>Description / LOC No.</u>	<u>Amount</u>	<u>Maturity Date</u>
Securities - Market Value	\$9,866,121	(See add'l report)

Pledge Report Summary:

Total Deposits	\$	11,105,842
Plus Additional Coverage (per Agreement)	\$	0
Total Collateral Needed	\$	11,105,842
Collateral Pledged	\$	10,966,121
FDIC Insurance	\$	250,000
Total Collateral Provided	\$	11,216,121
Total Public Funding Excess / (Needed)	\$	110,279

Expires 8-30-16
\$ 1,100,000.00



LETTER OF CREDIT NO. 3087-2119
Effective Date: July 29, 2016

Cooke County
patty.brennan@co.cooke.tx.us
101 South Dixon Street Room 113
Gainsville, TX 76240

Attention: Patty Brennan

Dear Sir/Madam:

We have established this irrevocable and unconditional Letter of Credit in your favor as beneficiary ("Beneficiary") and you are hereby irrevocably authorized to draw on the Federal Home Loan Bank of Des Moines (the "Bank"), Irrevocable Standby Letter of Credit No. 3087-2119 for the account of Landmark Bank, National Association, Columbia, MO (the "Member"), available upon the terms and conditions hereinafter set forth, an aggregate amount not exceeding \$1,100,000.00 ("Stated Amount").

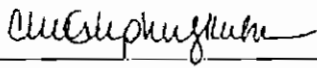
1. Funds under this Letter of Credit are available to you against our receipt by the Bank of a certificate in the form attached as Exhibit "A" hereto (a "Drawing") which Drawing may be for all or any part of, but shall not exceed, the Stated Amount.
2. Presentation of such certificate(s) shall be made: (a) at our office located at 801 Walnut Street, Suite 200, Des Moines, Iowa 50309, (b) via facsimile to 515.699.1250, or (c) via email to moneydesk@fhlbdm.com. We hereby agree that all drafts drawn under and in compliance with the terms of this Letter of Credit will be duly honored by us upon delivery of the certificate(s), as specified, if presented as described in this paragraph on or before the expiration date hereof. .
3. If a drawing in respect of payment is made by you hereunder at or prior to 10:00 A.M., Iowa time, on a business day on or prior to the Expiration Date, and provided that such drawing and the documents presented in connection therewith conform to the terms and


conditions hereof, payment shall be made to you or to your designee, of the amount specified, not later than 3:00 P.M., Iowa time, on the same business day. If a drawing in respect of payment is made by you hereunder after 10:00 A.M., Iowa time, on a business day on or prior to the Expiration Date and provided that such drawing and the documents presented in connection therewith conform to the terms and conditions hereof, payment shall be made to you, or to your designee, of the amount specified, which shall not exceed, with other draws previously submitted and not repaid, the Stated Amount, in immediately available funds, not later than 3:00 P.M., Iowa time on the succeeding business day. If a drawing made by you hereunder does not, in any instance, conform to the terms and conditions of this Letter of Credit, we will give you prompt notice stating the reasons therefore and that we are holding any documents presented to us at your disposal or are returning the same to you, at our discretion. Upon being notified that the drawing was not in accordance with the Letter of Credit, you may attempt to correct any such drawing if, and to the extent that, you are entitled (without regard to the provision of this sentence) and able to do so.

4. As used herein "business day" shall mean any day other than a Saturday, Sunday, a day on which financial institutions in the State of Iowa are authorized or required by law to close or on which the Fed wire system of the Federal Reserve Board is closed for fund transfers.
5. Only you may make a drawing under this Letter of Credit. Upon the payment to you, to your designee or to your account of the amount specified in a sight draft(s) drawn hereunder, we shall be fully discharged on our obligation under this Letter of Credit with respect to such sight draft(s) and we shall not thereafter be obligated to make any further payments under this Letter of Credit in respect of such sight draft(s) to you or any other person.
6. This Letter of Credit shall automatically terminate upon the earlier of (i) the making by you of a drawing which reduces the available balance hereunder, to \$0, or (ii) the date on which we receive notice from you, signed by an Authorized Officer, indicating that such letter of credit is being returned to the Bank for cancellation, (iii) thirty (30) days following notice from the Bank of a default by the Member pursuant to the various agreements between the Bank and the Member and payment to you on or before such thirtieth (30th) day of the full amount of the letter of credit, and (iv) 12:00 p.m. Iowa time on August 30, 2016 (after honoring any draws received in accordance with the Letter of Credit) (the "Initial Expiration Date").

7. This Letter of Credit is issued subject the International Standby Practices 1998 ("ISP 98"). This Letter of Credit shall also be governed by the laws of the State of Iowa to the extent not inconsistent with ISP 98. If this Letter of Credit expires during an interruption of business, as described in ISP 98, the Bank hereby specifically agrees to effect payment if this Letter of Credit is drawn against within 30 days after the resumption of business.
8. This Letter of Credit sets forth in full our undertaking, and such undertaking shall not in any way be modified, amended, amplified or limited by reference to any document, instrument or agreement referred to herein except only the certificate(s); and any such reference shall not be deemed to incorporate herein by reference any document, instrument or agreement except for such certificate(s).

FEDERAL HOME LOAN BANK OF DES MOINES
801 Walnut Street, Suite 200
Des Moines, IA 50309

By: 

Title: Chris Kulm
Senior MFS Associate | Money Desk
Jul 29 2016 2:42 PM 

Effective Date: July 29, 2016
LETTER OF CREDIT NO. 3087-2119

EXHIBIT A

DRAWING CERTIFICATE

The undersigned, a duly authorized officer of Cooke County (the "Beneficiary") hereby certifies to the Federal Home Loan Bank of Des Moines (the "Bank") with reference to Irrevocable Standby Letter of Credit No. 3087-2119 (the "Letter of Credit") (any capitalized term used herein and not defined shall have its respective meaning as set forth in the Letter of Credit) issued by the Bank in favor of Beneficiary, that:

1. An Event of Default has occurred pursuant to agreements between the Beneficiary and your Member which authorizes a draw upon this Letter of Credit.
2. The amount of the drawing when added to the amount of any other drawing under the Letter of Credit made simultaneously herewith, does not exceed the Stated Amount of the Letter of Credit.
3. Payment by the Bank pursuant to this drawing shall be made by wire transfer in immediately available funds to _____, ABA Number _____, Account Number _____, Attention: _____, Re: _____.

IN WITNESS WHEREOF, this Certificate has been executed this _____ day of _____, 20__.

COOKE COUNTY

By _____

Title: _____

FUND NAME	CHECKING ACCOUNT	CHECKING AMOUNT	TDCA ACCOUNT	TDCA AMOUNT	FUND TOTAL
2016 001 GENERAL	TREAS FUND	5,025,633.03	TEXPOOL LOGIC STONE CERT DEPOS	12,534,279.48 2,006,838.02 1,750,000.00	21,316,750.53
2016 011 ROAD & BRIDGE 1	TREAS FUND	456,887.57	TEXPOOL LOGIC STONE	1,514,764.67	1,971,652.24
2016 012 ROAD & BRIDGE 2	TREAS FUND	446,525.12	TEXPOOL LOGIC	554,180.98	1,000,706.10
2016 013 ROAD & BRIDGE 3	TREAS FUND	452,366.92	TEXPOOL LOGIC	1,095,166.24	1,547,533.16
2016 014 ROAD & BRIDGE 4	TREAS FUND	485,015.24	TEXPOOL LOGIC	945,664.86	1,430,680.10
2016 018 CERT2 TIF	TREAS		TEXPOOL LOGIC		
2016 019 FM & LATERAL	TREAS FUND	88,995.15	TEXPOOL LOGIC	716,115.66	805,110.81
2016 020 TJPC	TREAS FUND	64,071.18	TEXPOOL LOGIC	5,019.77	69,090.95
2016 021 JUVENILE PROB-ISP	TREAS FUND	7,200.13	TEXPOOL LOGIC	4,809.79	12,009.92
2016 022 JUVENILE PROBATION	TREAS FUND	9,457.08	TEXPOOL LOGIC	6,038.33	9,457.08
2016 023 JUVENILE PROB. IV-E	TREAS FUND	7,958.07	TEXPOOL LOGIC	184,335.98	13,996.40
2016 028 ADULT PROBATION	TREAS FUND	184,330.34	TEXPOOL LOGIC	184,335.98	368,666.32
2016 029 COMMUNITY CORRECTIONS	TREAS FUND	13,465.51	TEXPOOL LOGIC	13,465.51	13,465.51
2016 031 CONTRACT ELECTIONS	TREAS FUND	1,324.01	TEXPOOL LOGIC	1,324.01	1,324.01
2016 032 DISTRICT CLERK PRESERVATION	TREAS FUND	25,590.63	TEXPOOL LOGIC	10,046.55	35,637.18
2016 033 COUNTY/DISTRICT TECHNOLOGY	TREAS FUND	4,171.68	TEXPOOL LOGIC	3,015.61	7,187.29
2016 034 COURT REPORTER	TREAS FUND	5,277.68	TEXPOOL LOGIC	42,344.36	47,622.04
2016 035 PERMANENT IMPROVEMENT	TREAS FUND	257,882.24	TEXPOOL LOGIC STONE	2,183,536.52	2,441,418.76

FUND NAME	CHECKING ACCOUNT	CHECKING AMOUNT	TDOA ACCOUNT	TDOA AMOUNT	FUND TOTAL
2016 037 LAW ENFORCEMENT ED	TREAS FUND	5,551.00	TEXPOOL LOGIC	10,044.50	15,595.50
2016 038 JP TECH	TREAS FUND	11,973.88	TEXPOOL LOGIC	16,883.27	28,857.15
2016 040 LAW LIBRARY	TREAS FUND	41,048.24	TEXPOOL LOGIC	81,804.06	122,852.30
2016 041 CC LIBRARY FUND	TREAS FUND	34,336.24	TEXPOOL LOGIC	22,243.06	56,579.30
2016 042 CC HISTORICAL COMM.	TREAS FUND	4,072.82			4,072.82
2016 043 JP COURTHOUSE SECURITY	TREAS FUND	10,938.38	TEXPOOL LOGIC	5,042.77	15,981.15
2016 044 COURTHOUSE SECURITY	TREAS FUND	83,372.09	TEXPOOL LOGIC	157,220.81	240,592.90
2016 045 FLOOD DAMAGE	TREAS FUND	17,742.00	TEXPOOL LOGIC		17,742.00
2016 046 CHAPTER 19	TREAS FUND		TEXPOOL		
2016 047 CC RECORDS MANAGEMENT	TREAS FUND	3,896.91	TEXPOOL		3,896.91
2016 048 COUNTY RECORDS MANAGEMENT	TREAS FUND	43,834.99	TEXPOOL LOGIC	265,519.43	309,354.42
2016 049 CC RECORDS PRESERVATION	TREAS FUND	90,592.07	TEXPOOL LOGIC	84,036.95	174,629.02
2016 050 DIST CLERK RECORDS MANAGEMENT	TREAS FUND	27,623.63	TEXPOOL LOGIC	15,072.48	42,696.11
2016 051 DISTRICT CLERK ARCHIVE	TREAS FUND	17,558.26	TEXPOOL LOGIC	4,019.67	21,577.93
2016 052 COUNTY CLERK ARCHIVE FEE	TREAS FUND	58,838.43	TEXPOOL LOGIC	54,693.84	113,532.27
2016 053 CA CHECK COLLECTING	TREAS FUND	3,019.28	TEXPOOL LOGIC	4,528.63	7,547.91
2016 054 DA CHECK COLLECTING	TREAS FUND	.34	TEXPOOL		.34
2016 056 DISTRICT ATTY FORFEITURE	TREAS FUND	90,347.05	TEXPOOL LOGIC	30,184.32	120,531.37
2016 057 D A SEIZURE FUND	TREAS FUND	47,861.68	TEXPOOL		47,861.68
2016 058 SHERIFF FORFEITURE	TREAS FUND	6,812.41	TEXPOOL LOGIC	37,668.69	44,481.10
2016 059 JAIL COMMISSARY	TREAS FUND	24,178.36	TEXPOOL	78,261.38	

COMBINED STATEMENT OF CASH POSITION FOR JULY

FUND NAME	CHECKING ACCOUNT	CHECKING AMOUNT	TDOA ACCOUNT	TDOA AMOUNT	FUND TOTAL
2016 060 INTEREST & SINKING	TREAS FUND		LOGIC	34.44	102,474.18
			TEXPOOL LOGIC		
2016 061 2004 GO REFUNDING DEBT SERVITREAS FUND	TREAS FUND	181,878.73	TEXPOOL LOGIC	709,694.80	891,573.53
2016 070 BOND FUND	TREAS FUND		TEXPOOL LOGIC		
2016 088 STATE FEES	TREAS FUND	43,409.75	TEXPOOL LOGIC	8,077.43	51,487.18
2016 090 OFFICER'S TRUST	TREAS FUND		TEXPOOL		
2016 091 LIBRARY TRUST - LIDDELL	TREAS FUND	1,630.37	CERT DEPOS	15,000.00	16,630.37
2016 092 LIBRARY TRUST - ROSENSTEIN	TREAS FUND	2,359.74	CERT DEPOS	19,000.00	21,359.74
2016 098 PAYROLL CLEARING	PAYROLL	908,689.04			908,689.04
2016 100 CHILD ABUSE PREVENTION FUND TREAS FUND	TREAS FUND	269.91	TEXPOOL		269.91
2016 101 PRETRIAL DIVERSION	TREAS FUND	8,854.00	TEXPOOL		8,854.00
TOTAL		9,306,841.18		25,175,187.35	34,482,028.53

CHECK ACCOUNT

CHECK

ACCOUNT BALANCE - TREAS FUND

8,398,152.14

ACCOUNT BALANCE - PAYROLL

908,689.04

TOTAL

9,306,841.18

TDOA ACCOUNT

TDOA

ACCOUNT BALANCE - TEXPOOL

21,384,314.89

ACCOUNT BALANCE - LOGIC

34.44

ACCOUNT BALANCE - STONE

2,006,838.02

ACCOUNT BALANCE - CERT DEPOS

1,784,000.00

TOTAL

25,175,187.35

ACCOUNT NAME	BEGINNING CASH BALANCE	CASH RECEIPTS	CASH DISBURSEMENTS	ENDING CASH BALANCE
2016 001 GENERAL - GENERAL FUND	12,288,240.39	12,571,945.72	19,834,553.08	5,025,633.03
CASH ON HAND	1,779.00	.00	.00	1,779.00
CASH INVESTED-TEXPOOL	7,530,035.98	8,004,243.50	3,000,000.00	12,534,279.48
CASH INVESTED - LOGIC	.00	.00	.00	.00
CASH INVESTED - STONE CASTLE	10,006,165.52	1,000,672.50	9,000,000.00	2,006,838.02
T-BILLS - INVESTMENTS	.00	.00	.00	.00
CASH INVESTMENT-CD	1,750,000.00	.00	.00	1,750,000.00
FUND TOTALS	31,576,220.89	21,576,861.72	31,834,553.08	21,318,529.53
2016 011 ROAD & BRIDGE 1	1,521,658.84	519,093.58	1,583,864.85	456,887.57
CASH INVESTED	1,014,319.82	500,444.85	.00	1,514,764.67
CASH INVESTED - LOGIC	.00	.00	.00	.00
STONE CASTLE	500,000.00	.00	500,000.00	.00
T-BILL INVESTMENTS	.00	.00	.00	.00
FUND TOTALS	3,035,978.66	1,019,538.43	2,083,864.85	1,971,652.24
2016 012 ROAD & BRIDGE 2	824,008.91	18,250.59	395,734.38	446,525.12
CASH INVESTED	554,007.40	173.58	.00	554,180.98
CASH INVESTED - LOGIC	.00	.00	.00	.00
T-BILL INVESTMENTS	.00	.00	.00	.00
FUND TOTALS	1,378,016.31	18,424.17	395,734.38	1,000,706.10
2016 013 ROAD & BRIDGE 3	1,186,504.49	218,178.67	952,316.24	452,366.92
CASH INVESTED	1,294,770.41	395.83	200,000.00	1,095,166.24
CASH INVESTED - LOGIC	.00	.00	.00	.00
T-BILL INVESTMENTS	.00	.00	.00	.00
FUND TOTALS	2,481,274.90	218,574.50	1,152,316.24	1,547,533.16
2016 014 ROAD & BRIDGE 4	1,111,561.37	303,921.15	930,467.28	485,015.24
CASH INVESTED	1,145,315.85	349.01	200,000.00	945,664.86
CASH INVESTED - LOGIC	.00	.00	.00	.00
T-BILL INVESTMENTS	.00	.00	.00	.00
FUND TOTALS	2,256,877.22	304,270.16	1,130,467.28	1,430,680.10
2016 018 CERTZ TIF	.00	.00	.00	.00
CASH INVESTED	.00	.00	.00	.00
CASH INVESTED - LOGIC	.00	.00	.00	.00
T-BILL INVESTMENT	.00	.00	.00	.00
FUND TOTALS	.00	.00	.00	.00
2016 019 FM & LATERAL	487,638.16	3,649.51	402,292.52	88,995.15
CASH INVESTED	715,891.32	500,224.34	500,000.00	716,115.66
CASH INVESTED - LOGIC	.00	.00	.00	.00
T-BILL INVESTMENT	.00	.00	.00	.00
FUND TOTALS	1,203,529.48	503,873.85	902,292.52	805,110.81
2016 020 TJPC	52,347.14	36,911.05	25,187.01	64,071.18
CASH INVESTED	5,018.21	1.56	.00	5,019.77

ACCOUNT NAME	BEGINNING CASH BALANCE	CASH RECEIPTS	CASH DISBURSEMENTS	ENDING CASH BALANCE
2016 021 JUVENILE PROB-ISP CASH - JUVENILE PROBATION INVESTMENTS CASH INVESTED - LOGIC FUND TOTALS	57,365.35	36,912.61	25,187.01	69,090.95
2016 022 JUVENILE PROBATION CASH - JUV. PROB. DIV INVESTMENTS FUND TOTALS	12,005.86	2.41	4,808.14	7,200.13
2016 023 JUVENILE PROB. IV-E CASH - IV-E CASH INVESTED - LOGIC FUND TOTALS	4,808.24	1.55	.00	4,809.79
2016 028 ADULT PROBATION CASH ON HAND CASH INVESTED - TEXPOOL CASH INVESTED - LOGIC FUND TOTALS	16,814.10	3.96	4,808.14	12,009.92
2016 029 COMMUNITY CORRECTIONS CASH - COMMUNITY CORRECTI INVESTMENTS CASH INVESTED - LOGIC FUND TOTALS	9,338.69	118.39	.00	9,457.08
2016 031 CONTRACT ELECTIONS CASH - CONTRACT ELECTIONS CASH INVESTED - TEXPOOL CASH INVESTED - LOGIC FUND TOTALS	9,338.69	118.39	.00	9,457.08
2016 032 DISTRICT CLERK PRESERVATION CASH - DISTRICT CLERK PRESERVATI INVESTMENTS CASH INVESTED - LOGIC FUND TOTALS	276,241.63	24,227.40	116,138.69	184,330.34
2016 033 COUNTY/DISTRICT TECHNOLOGY FUN CASH - COUNTY/DISTRICT TECH INVESTMENTS CASH INVESTED - LOGIC FUND TOTALS	20,248.26	.00	6,782.75	13,465.51
2016 034 COURT REPORTER CASH - COURT REPORTER FUND INVESTMENTS CASH INVESTED - LOGIC FUND TOTALS	48,210.85	.00	48,210.85	.00
2016 035 PERMANENT IMPROVEMENT CASH - PERMANENT IMPROVEM	68,459.11	.00	54,993.60	13,465.51
	1,323.54	.47	.00	1,324.01
	1,323.54	.00	.00	.00
	.00	.00	.00	.00
	1,323.54	.47	.00	1,324.01
	35,255.13	378.74	10,043.24	25,590.63
	10,043.44	3.11	.00	10,046.55
	.00	.00	.00	.00
	45,298.57	381.85	10,043.24	35,637.18
	7,016.70	169.60	3,014.62	4,171.68
	3,014.68	.93	.00	3,015.61
	.00	.00	.00	.00
	10,031.38	170.53	3,014.62	7,187.29
	35,829.71	810.65	31,362.68	5,277.68
	42,331.06	13.30	.00	42,344.36
	.00	.00	.00	.00
	78,160.77	823.95	31,362.68	47,622.04
	1,255,150.89	502,731.35	1,500,000.00	257,882.24

ACCOUNT NAME	BEGINNING CASH BALANCE	CASH RECEIPTS	CASH DISBURSEMENTS	ENDING CASH BALANCE
2016 037 LAW ENFORCEMENT ED	12,283.89	1.99	6,734.88	5,551.00
CASH INVESTED	10,041.39	3.11	.00	10,044.50
CASH INVESTED - LOGIC	.00	.00	.00	.00
FUND TOTALS	22,325.28	5.10	6,734.88	15,595.50
2016 038 JP TECH	29,579.42	1,669.84	19,275.38	11,973.88
CASH - J P TECH FUND	16,877.99	5.28	.00	16,883.27
INVESTMENTS	.00	.00	.00	.00
CASH INVESTED - LOGIC	46,457.41	1,675.12	19,275.38	28,857.15
FUND TOTALS	29,579.42	1,675.12	19,275.38	28,857.15
2016 040 LAW LIBRARY	95,204.05	1,497.30	55,653.11	41,048.24
CASH - LAW LIBRARY	81,778.43	25.63	.00	81,804.06
CASH INVESTED - LOGIC	176,982.48	1,522.93	55,653.11	122,852.30
FUND TOTALS	95,204.05	1,497.30	55,653.11	41,048.24
2016 041 CC LIBRARY FUND	52,752.35	4,657.14	23,073.25	34,336.24
CASH - COOKE COUNTY LIBRA	22,236.09	6.97	.00	22,243.06
CASH INVESTED - LOGIC	.00	.00	.00	.00
T-BILL INVESTMENTS	74,988.44	4,664.11	23,073.25	56,579.30
FUND TOTALS	52,752.35	4,657.14	23,073.25	34,336.24
2016 042 CC HISTORICAL COMM.	4,071.35	1.47	.00	4,072.82
CASH - COOKE CO. HISTORIC	4,071.35	1.47	.00	4,072.82
FUND TOTALS	4,071.35	1.47	.00	4,072.82
2016 043 JP COURTHOUSE SECURITY	15,589.30	414.29	5,065.21	10,938.38
CASH - JP COURTHOUSE SECURITY	5,041.21	1.56	.00	5,042.77
CASH INVESTED - LOGIC	20,630.51	415.85	5,065.21	15,981.15
FUND TOTALS	15,589.30	414.29	5,065.21	10,938.38
2016 044 COURTHOUSE SECURITY	181,546.18	2,447.31	100,621.40	83,372.09
CASH - COURTHOUSE SECURIT	157,171.59	49.22	.00	157,220.81
CASH INVESTED - LOGIC	338,717.77	2,496.53	100,621.40	240,592.90
FUND TOTALS	181,546.18	2,447.31	100,621.40	83,372.09
2016 045 FLOOD DAMAGE	17,742.00	.00	.00	17,742.00
CASH - FLOOD DAMAGE	.00	.00	.00	.00
CASH INVESTED - TEXPOOL	.00	.00	.00	.00
CASH INVESTED - LOGIC	17,742.00	.00	.00	17,742.00
FUND TOTALS	17,742.00	.00	.00	17,742.00
2016 046 CHAPTER 19	.00	.00	.00	.00
CASH - CHAPTER 19	.00	.00	.00	.00
INVESTMENTS	.00	.00	.00	.00
FUND TOTALS	.00	.00	.00	.00

ACCOUNT NAME	BEGINNING CASH BALANCE	CASH RECEIPTS	CASH DISBURSEMENTS	ENDING CASH BALANCE
2016 047 CC RECORDS MANAGEMENT CASH - CC RECORDS MANAGEMENT INVESTMENTS - TEXPOOL FUND TOTALS	4,529.26 .00 4,529.26	67.65 .00 67.65	700.00 .00 700.00	3,896.91 .00 3,896.91
2016 048 COUNTY RECORDS MANAGEMENT CASH - RECORDS MANAGEMENT CASH INVESTED - TEXPOOL CASH INVESTED - LOGIC FUND TOTALS	173,182.64 265,436.23 438,618.87	1,381.32 83.20 1,464.52	130,728.97 .00 130,728.97	43,834.99 265,519.43 309,354.42
2016 049 CC RECORDS PRESERVATION CASH - RECORDS PRESERVATI CASH INVESTED -TEXPOOL CASH INVESTED - LOGIC FUND TOTALS	123,667.90 84,010.65 207,678.55	7,339.00 26.30 7,365.30	40,414.83 .00 40,414.83	90,592.07 84,036.95 174,629.02
2016 050 DIST CLERK RECORDS MANAGEMENT CASH - D C RECORDS MANAGEMENT CASH INVESTED - LOGIC FUND TOTALS	42,411.63 15,067.75 57,479.38	279.45 4.73 284.18	15,067.45 .00 15,067.45	27,623.63 15,072.48 42,696.11
2016 051 DISTRICT CLERK ARCHIVE DISTRICT CLERK ARCHIVE INVESTMENTS CASH INVESTED - LOGIC FUND TOTALS	21,310.54 4,018.43 25,328.97	266.11 1.24 267.35	4,018.39 .00 4,018.39	17,558.26 4,019.67 21,577.93
2016 052 COUNTY CLERK ARCHIVE FEE CASH -RECORDS ARCHIVE INVESTMENTS CASH INVESTED - LOGIC FUND TOTALS	93,898.17 54,676.70 148,574.87	6,728.29 17.14 6,745.43	41,788.03 .00 41,788.03	58,838.43 54,693.84 113,532.27
2016 053 CA CHECK COLLECTING CASH - CHECK COLLECTING & CASH INVESTED - LOGIC FUND TOTALS	7,550.17 4,527.21 12,077.38	105.00 1.42 106.42	4,635.89 .00 4,635.89	3,019.28 4,528.63 7,547.91
2016 054 DA CHECK COLLECTING CASH - DA CHECK COLLECTING CASH INVESTED FUND TOTALS	.34 .00 .34	.00 .00 .00	.00 .00 .00	.34 .00 .34
2016 056 DISTRICT ATTY FORFEITURE CASH - D.A. FORFEITURE FU CASH INVESTED - TEXPOOL CASH INVESTED - LOGIC FUND TOTALS	110,460.90 30,174.86 140,635.76	31.88 9.46 41.34	20,145.73 .00 20,145.73	90,347.05 30,184.32 120,531.37
2016 057 D A SEIZURE FUND CASH - SEIZURE-LAW INVESTMENTS FUND TOTALS	47,753.68 .00 47,753.68	108.00 .00 108.00	.00 .00 .00	47,861.68 .00 47,861.68

ACCOUNT NAME	BEGINNING CASH BALANCE	CASH RECEIPTS	CASH DISBURSEMENTS	ENDING CASH BALANCE
2016 058 SHERIFF FORFEITURE	47,670.68	1.20	40,859.47	6,812.41
CASH-SHERIFF FORFEITURE	37,656.90	11.79	.00	37,668.69
INVESTMENTS	.00	.00	.00	.00
CASH INVESTED - LOGIC	85,327.58	12.99	40,859.47	44,481.10
FUND TOTALS				
2016 059 JAIL COMMISSARY	71,216.17	1,830.06	48,867.87	24,178.36
CASH - JAIL COMMISSARY	30,050.53	48,210.85	.00	78,261.38
CASH INVESTED - TEXPOOL	9.94	24.50	.00	34.44
CASH INVESTED - LOGIC	101,276.64	50,065.41	48,867.87	102,474.18
FUND TOTALS				
2016 060 INTEREST & SINKING	.00	.00	.00	.00
CASH - INTEREST & SINKING	.00	.00	.00	.00
CASH INVESTED	.00	.00	.00	.00
CASH INVESTED - LOGIC	.00	.00	.00	.00
T-BILL INVESTMENTS	.00	.00	.00	.00
FUND TOTALS	.00	.00	.00	.00
2016 061 2004 GO REFUNDING DEBT SERVICE	562,466.48	3,044.16	383,631.91	181,878.73
CASH - 2004 GO REFUNDING D/S	709,472.49	222.31	.00	709,694.80
CASH INVESTED	.00	.00	.00	.00
CASH INVESTED - LOGIC	.00	.00	.00	.00
T-BILL INVESTMENTS	.00	.00	.00	.00
FUND TOTALS	1,271,938.97	3,266.47	383,631.91	891,573.53
2016 070 BOND FUND	.00	.00	.00	.00
CASH - CONSTRUCTION FUND	.00	.00	.00	.00
CASH INVESTED	.00	.00	.00	.00
CASH INVESTED - LOGIC	.00	.00	.00	.00
FUND TOTALS	.00	.00	.00	.00
2016 088 STATE FEES	160,501.16	55,820.38	172,911.79	43,409.75
CASH - STATE FEES	8,074.94	2.49	.00	8,077.43
CASH INVESTED	.00	.00	.00	.00
CASH INVESTED - LOGIC	168,576.10	55,822.87	172,911.79	51,487.18
FUND TOTALS				
2016 090 OFFICER'S TRUST	.00	.00	.00	.00
CASH-OFFICERS TRUST	.00	.00	.00	.00
CASH INVESTED	.00	.00	.00	.00
CASH INVESTED - LOGIC	.00	.00	.00	.00
FUND TOTALS	.00	.00	.00	.00
2016 091 LIBRARY TRUST - LIDDELL	1,620.47	9.90	.00	1,630.37
CASH-LIBRARY TRUST/LIDDELL	15,000.00	.00	.00	15,000.00
CD INVESTMENT	16,620.47	9.90	.00	16,630.37
FUND TOTALS				
2016 092 LIBRARY TRUST - ROSENSTEIN	2,379.10	.85	20.21	2,359.74
CASH-LIBRARY TRUST/ROSENSTEIN	19,000.00	.00	.00	19,000.00
CD INVESTMENT	21,379.10	.85	20.21	21,359.74
FUND TOTALS				
2016 098 PAYROLL CLEARING	1,596.97	907,092.07	.00	908,689.04
CASH - PAYROLL CLEARING				

ACCOUNT NAME	BEGINNING CASH BALANCE	CASH RECEIPTS	CASH DISBURSEMENTS	ENDING CASH BALANCE
2016 100 CHILD ABUSE PREVENTION FUND	269.82	.09	.00	269.91
CASH INVESTED	.00	.00	.00	.00
FUND TOTALS	269.82	.09	.00	269.91
2016 101 PRETRIAL DIVERSION	8,854.00	.00	.00	8,854.00
CASH-PRETRIAL DIVERSION	.00	.00	.00	.00
CASH INVESTED	.00	.00	.00	.00
CASH INVESTED - LOGIC	8,854.00	.00	.00	8,854.00
FUND TOTALS	8,854.00	.00	.00	8,854.00
GRAND TOTALS	49,597,777.10	25,751,131.87	40,865,026.44	34,483,882.53