

AFFIDAVIT

STATE OF TEXAS

COUNTY OF COOKE

The members of the Commissioners' Court of Cooke County, Texas, state as follows:

The requirement of Subsection (C) of the Texas Local Government Code, §114.026 have been met for the term of August 2016. The amount of cash and other assets in the custody of the County Treasurer at the time of examination are:


Cash (includes on hand, money market accounts, and short term investments) \$ 32,476,981.42

Other Assets (long term investments) \$ 0.00.


Sworn to and subscribed this 26 day of September.

  
\_\_\_\_\_  
Jason Brinkley, Cooke County Judge


  
\_\_\_\_\_  
Gary Hollowell, Commissioner, Pct 1


  
\_\_\_\_\_  
B. C. Lemons, Commissioner, Pct 2

  
\_\_\_\_\_  
Al Smith, Commissioner, Pct 3

  
\_\_\_\_\_  
Leon Klement, Commissioner, Pct 4

ATTEST

  
\_\_\_\_\_  
Rebecca Lawson, County Clerk



FILED FOR RECORD

16 SEP 27 AM 10:09


REBECCA LAWSON  
COUNTY CLERK, COOKE CO. TX


BY  DEPUTY


**FINANCIAL REPORTS**


August 2016

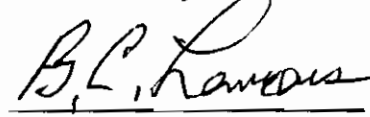
In accordance with Local Government Code 114.026, this affidavit states the current cash and reports in the custody of the county treasurer as of this date of August 31, 2016.

  
\_\_\_\_\_  
Jason Brinkley,  
Cooke County Judge

  
\_\_\_\_\_  
Gary Hollowell,  
Commissioner Pct. #1

  
\_\_\_\_\_  
Al Smith,  
Commission Pct. #3

  
\_\_\_\_\_  
Rebecca Lawson,  
Cooke County Clerk

  
\_\_\_\_\_  
B. C. Lemons,  
Commissioner Pct. #2

\_\_\_\_\_  
Leon Klement,  
Commissioner Pct. #4

FILED FOR RECORD

16 SEP 27 AM 10:09

REBECCA LAWSON  
COUNTY CLERK, COOKE CO. TX

BY  DEPUTY



**MONTHLY REPORT**

**AUGUST 2016**

**PATTY BRENNAN**

**COOKE COUNTY TREASURER**

TOTALS

PRIOR MONTH ENDING BANK STATEMENT BALANCE \$235,279.58 3  
 CLEARED DEPOSITS \$906,459.83 1  
 CLEARED ADDITIONS \$29.00 73  
 CLEARED CHECKS \$584,364.21-  
 CLEARED DEDUCTIONS \$329,565.62- 4

CURRENT MONTH ENDING BANK STATEMENT BALANCE \$227,838.58

CURRENT MONTH ENDING BANK STATEMENT BALANCE \$227,838.58  
 OUTSTANDING DEPOSITS \$ .00  
 OUTSTANDING ADDITIONS \$ .00  
 OUTSTANDING CHECKS \$679.85- 2  
 OUTSTANDING DEDUCTIONS \$ .00

RECONCILED BOOK BALANCE \$227,158.73  
 ENDING STATEMENT DATE 08/31/2016 CLERK: PB

DATE

09/07/2016

BANK RECONCILIATION FOR TREAS FUND  
TOTALS

BNK010 PAGE

25

PRIOR MONTH ENDING BANK STATEMENT BALANCE	\$8,830,568.27	259
CLEARED DEPOSITS	\$1,794,221.80	3
CLEARED ADDITIONS	\$87,642.96	586
CLEARED CHECKS	\$2,231,130.84-	4
CLEARED DEDUCTIONS	\$86,716.24-	

CURRENT MONTH ENDING BANK STATEMENT BALANCE	\$8,394,585.95	
---	----------------	--

CURRENT MONTH ENDING BANK STATEMENT BALANCE	\$8,394,585.95	8
OUTSTANDING DEPOSITS	\$17,454.42	
OUTSTANDING ADDITIONS	\$.	
OUTSTANDING CHECKS	\$312,177.30-	309
OUTSTANDING DEDUCTIONS	\$.	

RECONCILED BOOK BALANCE	\$8,099,863.07	
-------------------------	----------------	--

ENDING STATEMENT DATE	08/31/2016	CLERK: PB
-----------------------	------------	-----------

C.D. INVESTMENTS

-----

LANDMARK BANK

August 2016

<u>C.D.#</u>	<u>PURCHASE DATE</u>	<u>AMOUNT</u>	<u>MAT. DATE</u>
GEN/4170805685	May 24, 2015	500,000.00	May 24, 2017
GEN/4170805677	May 24, 2015	500,000.00	May 24, 2017
Library - Liddell 4761	July 15, 2015	7,500.00	Jan 15, 2017
Library - Liddell 4779	July 15, 2015	7,500.00	Jan 15, 2017
Library - Rosenstein 5099	Jun 12, 2014	11,000.00	Sept 12, 2017
Library - Rosenstein 5198	Sept 16, 2014	8,000.00	Dec 16, 2017

INT. EARNED MONTHLY:

2-Gen CD's @ .52%  
2-Liddell CD's @ .25%  
2-Rosenstein CD's @ 1.05%

Interest is deposited into the Treasurer's Fund. The 2 Gen CDs' interest is deposited monthly, and the 4 Library's CDs' interest is deposited quarterly.

PROSPERITY BANK

GEN/14401708	Sept 17, 2015	250,000.00	Sept 17, 2017
--------------	---------------	------------	---------------

INT. EARNED MONTHLY:

Gen CD @ .50%

Interest accrues monthly and is deposited monthly with depository bank into the Treasurer's Fund.

C.D. INVESTMENTS

-----

THE FIRST STATE BANK

August 2016

<u>C.D.#</u>	<u>PURCHASE DATE</u>	<u>AMOUNT</u>	<u>MAT. DATE</u>
GEN/17445	Sept 17, 2015	250,000.00	Sept 17, 2017

INT. EARNED MONTHLY:

Gen CD @ .65%

Interest accrues monthly and is deposited monthly with depository bank into the Treasurer's Fund.

MUENSTER STATE BANK

GEN/2129	Sept 17, 2015	250,000.00	Sept 17, 2017
----------	---------------	------------	---------------

INT. EARNED MONTHLY:

Gen CD @ .75%

Interest accrues monthly and is deposited monthly with depository bank into the Treasurer's Fund.

**Cooke County**  
 Attn: Patty Brennan  
 101 S. Dixon Street  
 Gainesville, TX 76240

## Depositor Statement

**August 1, 2016 - August 31, 2016**

**Account #: 104791304900**

## Account at-a-Glance

Beginning Balance	2,006,892.15
+ Net Deposits	0.00
+ Net Accrued Interest <sup>2</sup>	511.50
Ending Balance	2,007,403.65
Days In Period <sup>4</sup>	31
Average Daily Balance <sup>5</sup>	2,006,892.15
Net APY This Period <sup>6</sup>	0.3001
Available Balance <sup>7</sup>	2,006,892.15

## Depositor Information

**Website: [www.ficaaccount.com](http://www.ficaaccount.com)**

**Support Center: (866) 343-5516**

## Account Transactions

Description	Date	Amount(USD\$)
-------------	------	---------------

No transactions in this period

## Insured Depository Detail

Depository Bank	FDIC Cert#	Balance(USD\$)
Admirals Bank	27015	633.25
Alpine Bank	23091	204.15
American National Bank-Fox Cities	33812	25.89
American Pride Bank	58584	10.23
Americas United Bank	58360	14.75
Banco Popular North America	34967	10.84
Bank of Marin	32779	10.31
Bank of Rison	8730	11.09
BankUnited National Association	58979	19,892.95
Bankwell Bank	57368	17.78
Benchmark Bank	57949	17.73
Beverly Bank & Trust Company National	57701	13.44
BofI Federal Bank	35546	247,422.50
Brunswick Bank and Trust Company	20220	150.42
Business Bank of Saint Louis	57358	27.58
CapStar Bank	58823	178.41
Capital One National Association	4297	706.83
Carver State Bank	16584	15.09
Cathay Bank	18503	18.00



**Cooke County**

Attn: Patty Brennan  
101 S. Dixon Street  
Gainesville, TX 76240

**Depositor Statement**

---

**August 1, 2016 - August 31, 2016**

**Account #: 104791304900**

<b>Depository Bank</b>	<b>FDIC Cert#</b>	<b>Balance(USD\$)</b>
Celtic Bank	57056	206,214.95
Central Bank	1756	12.47
Centric Bank	7461	10.43
City First Bank of D.C. National Association	34352	19.67
City National Bank of Taylor	5548	22.88
Community Bank	5981	13.31
Community Bank Coast	34121	31.26
Compass Bank	19048	27.88
Congressional Bank	57614	53.67
ConnectOne Bank	57919	15.40
Country Bank	27226	10.39
Customers Bank	34444	28,336.40
DMB Community Bank	14769	18.68
Dime Savings Bank of Williamsburgh	16012	1,235.75
EagleBank	34742	2,233.36
East River Bank	58171	44.46
Enterprise Bank & Trust	27237	12.70
Evansville Commerce Bank	58279	13.40
Exchange State Bank	18838	35.93
F & M Community Bank National Association	10967	13.31
Farmers Trust and Savings Bank	14195	191.13
Fidelity Bank	30895	2,372.38
First Bank	12229	28,317.77
First Bank & Trust	27078	40.56
First Carolina Bank	35530	11.82
First Choice Bank	58471	15,756.25
First Commercial Bank	57069	10.61
First County Bank	18204	13.36
First Eagle Bank	25883	11.05
First Guaranty Bank	14028	29.31
First Internet Bank of Indiana	34607	65.35
First National Bank	14712	13.28
First National Bank of Bellevue	6528	19.10
First National Bank of Dieterich	3787	14.93
First National Bank of Syracuse	4779	10.98
First Republic Bank	59017	91.84
First State Bank	17884	10.18
First Utah Bank	22738	20.55
First Virginia Community Bank	58696	247.93
Franklin Synergy Bank	58714	9,474.76
Georgia Bank & Trust Company of Augusta	27574	15.70
Georgia Banking Company	57071	765.69
Grand Ridge National Bank	3674	13.53
Grandpoint Bank	58390	4,254.14
Great Western Bank	15289	18,263.34
Green Bank National Association	35007	520.78
GulfShore Bank	58762	15.73
Hancock Bank	12441	53,382.78
Happy State Bank	10359	19,314.79

**Cooke County**

Attn: Patty Brennan  
101 S. Dixon Street  
Gainesville, TX 76240

**Depositor Statement**

---

**August 1, 2016 - August 31, 2016**

**Account #: 104791304900**

<b>Depository Bank</b>	<b>FDIC Cert#</b>	<b>Balance(USD\$)</b>
Hawthorn Bank	10619	20.33
IBERIABANK	28100	282.71
Illini Bank	19980	12.88
Inland Bank and Trust	22444	12.74
Interaudi Bank	24516	66.79
Israel Discount Bank of New York	19977	1,786.84
Lake City Bank	13102	6,682.72
Landmark Community Bank	57112	25.74
Leader Bank National Association	57134	13.83
Legacy Bank	4042	12.33
MainStreet Bank	57742	1,683.07
Mercantil Commercebank National Association	22953	213.69
Merchants Bank of Indiana	8056	10,571.03
Meridian Bank	57777	9,561.83
Metropolitan National Bank	34699	12,072.49
Mid America Bank	11459	12.51
Midwest Community Bank	19628	13.27
MileStone Bank	58502	735.31
Mt. Washington Savings Bank	27968	50.44
NexBank SSB	29209	246,729.01
Northpointe Bank	34953	31.05
OneWest Bank FSB	58978	102,067.93
PNC Bank National Association	6384	14.38
Pacific Enterprise Bank	58415	405.05
Pacific Mercantile Bank	34940	21,048.74
Pacific Trust Bank FSB	35498	247,297.12
Peoples Bank National Association	6544	34.85
Post Oak Bank N.A.	57729	6,217.60
Provident Bank	30337	14.84
Quontic Bank	57807	343.80
RBS Citizens National Association	57957	20.21
Reading Co-operative Bank	26620	15.06
Regent Bank	4160	38.18
Regions Bank	12368	10.23
River Community Bank N.A.	35274	29.05
Rockville Bank	18203	32,958.33
Savoy Bank	58641	253.82
Security First Bank	5415	10.09
Security State Bank	10643	24.31
Select Bank	58563	13.37
Sherwood State Bank	16222	29.48
Signature Bank	57053	1,556.41
SmartBank	58463	14.11
Solera National Bank	58534	12.81
Sound Banking Company	57095	17.08
SouthEast Bank	57348	236.35
SouthPoint Bank	58088	34.06
Southside Bank	18297	26.99
Southwest Bank	18812	5,034.68

**Cooke County**  
 Attn: Patty Brennan  
 101 S. Dixon Street  
 Gainesville, TX 76240

## Depositor Statement

August 1, 2016 - August 31, 2016

Account #: 104791304900

Depository Bank	FDIC Cert#	Balance(USD\$)
State Bank of Bartley	8321	38.98
Sterling Bank	57813	197.81
Stonegate Bank	57934	133,692.19
Success Bank	10127	16.69
Suffolk County National Bank of Riverhead	7278	18.18
TD Bank N.A.	18409	17.69
Texas Capital Bank National Association	34383	247,920.97
Third Coast Bank SSB	58716	14.13
Transportation Alliance Bank Inc.	34781	15.90
Valley National Bank	9396	3,225.30
ViewPoint Bank National Association	58006	4,202.84
Washington Trust Company of Westery	23623	1,252.91
WashingtonFirst Bank	57696	246,765.43
Wells Fargo Bank National Association	3511	47.94
Western Alliance Bank	57512	18.35
Xenith Bank	57487	25.31
Zions First National Bank	2270	14.49
mBank	14816	10.34
Aggregate Net Accrued Interest <sup>3</sup>		511.50

**Total** 2,007,403.65

## Disclosure Information

<sup>1</sup> The Federally Insured Cash Account (FICA) is not a member of the Federal Deposit Insurance Corporation (FDIC), but the banks in which your money is deposited are FDIC members. The FDIC is an independent agency of the U.S. government that protects the funds depositors place in FDIC insured institutions. FDIC deposit insurance is backed by the full faith and credit of the U.S. government.

<sup>2</sup> Net Accrued Interest is the estimated amount of your accrued interest earned for the current month less any FICA Fee with respect to such interest. Net Accrued Interest cannot be withdrawn from your account until it is credited to the account. There is no guarantee that you will receive the full amount as stated. Refer to the U.S. Bank Custodial Statement, provided via [ficaaccount.com](http://ficaaccount.com), for further details regarding interest earned and fees charged. Net Accrued Interest is for informational purposes only.

<sup>3</sup> Aggregate Net Accrued Interest is the sum of the current month's Net Accrued Interest and any prior period Net Accrued Interest not yet paid.

<sup>4</sup> Days In Period (DIP) is the number of days in the period beginning on, and including the later of, the first day of the month or the business day your initial deposit is received by the FICA Custodian if received on or before 12:00PM EST or the business day immediately following if received after 12:00PM EST, and ending on, and including, the last day of the month. DIP does not include any date on which the balance is zero.

<sup>5</sup> Average Daily Balance is the sum of your beginning balance plus any deposits less any withdrawals averaged across number of days in Days In Period.

<sup>6</sup> Net APY This Period is the annualized yield that reflects the relationship between the net interest received plus any Net Accrued Interest and the Average Daily Balance for the statement period.

<sup>7</sup> Available Balance reflects the amount that can be withdrawn as of the date of the statement. This balance is the Ending Balance less the Aggregate Net Accrued Interest amount.

We encourage you to compare the information provided in our statement with the U.S. Bank custody statement. You may access your U.S. Bank custody statement by calling 1-866-343-5516.

StoneCastle Cash Management, LLC is an SEC Registered Investment Advisor. StoneCastle Cash Management, LLC is an affiliate of StoneCastle Partners, LLC, a leading asset management and financial services company dedicated to investing and serving the community banking sector. Performance data shown represents past performance, and is no guarantee of future results. Rates may change without notice. Please read the Terms and Conditions relating to the FICA program for more complete information and the governing terms of the account. Review your statement for accuracy. If you have any questions regarding your account, contact a FICA representative. Registration with the SEC does not imply a particular level of skill or training.

**INVESTMENTS-TEXPOOL**  
**PATTY BRENNAN, COOKE COUNTY TREASURER**  
**AUGUST 2016**

ACCT NAME	BALANCE		DEPOSITS	WITH-		CURRENT INTEREST	ENDING BALANCE
	FORWARD			DRAWALS			
GENERAL	\$ 12,534,279.48	\$ -	\$ -	\$ 1,000,000.00	\$ -	\$ 3,846.93	\$ 11,538,126.41
R & B -1	\$ 1,514,764.67	\$ -	\$ -	\$ -	\$ -	\$ 480.82	\$ 1,515,245.49
R & B -2	\$ 554,180.98	\$ -	\$ -	\$ -	\$ -	\$ 175.90	\$ 554,356.88
R & B -3	\$ 1,095,166.24	\$ -	\$ -	\$ 100,000.00	\$ -	\$ 334.51	\$ 995,500.75
R & B -4	\$ 945,664.86	\$ -	\$ -	\$ -	\$ -	\$ 300.13	\$ 945,964.99
FM & L	\$ 716,115.66	\$ -	\$ -	\$ -	\$ -	\$ 227.27	\$ 716,342.93
STATE FUNDS	\$ 8,077.43	\$ -	\$ -	\$ -	\$ -	\$ 2.48	\$ 8,079.91
TJPC	\$ 5,019.77	\$ -	\$ -	\$ -	\$ -	\$ 1.55	\$ 5,021.32
DIST CLK PRESERVATION	\$ 10,046.55	\$ -	\$ -	\$ -	\$ -	\$ 3.10	\$ 10,049.65
COUNTY/DIST TECH	\$ 3,015.61	\$ -	\$ -	\$ -	\$ -	\$ 0.93	\$ 3,016.54
ADULT PROB	\$ 184,335.98	\$ -	\$ -	\$ -	\$ -	\$ 58.52	\$ 184,394.50
JUV-15P	\$ 4,809.79	\$ -	\$ -	\$ -	\$ -	\$ 1.55	\$ 4,811.34
COURT REP	\$ 42,344.36	\$ -	\$ -	\$ -	\$ -	\$ 13.43	\$ 42,357.79
PERM IMP	\$ 2,183,536.52	\$ -	\$ -	\$ -	\$ -	\$ 693.03	\$ 2,184,229.55
LAW ENFORCEMENT ED	\$ 10,044.50	\$ -	\$ -	\$ -	\$ -	\$ 3.10	\$ 10,047.60
JP-CH SECURITY	\$ 5,042.77	\$ -	\$ -	\$ -	\$ -	\$ 1.55	\$ 5,044.32
DIST CLK RECORDS MGMT	\$ 15,072.48	\$ -	\$ -	\$ -	\$ -	\$ 4.78	\$ 15,077.26
DIST CLK ARCHIVE	\$ 4,019.67	\$ -	\$ -	\$ -	\$ -	\$ 1.24	\$ 4,020.91
COUNTY ATTY CHECK COLLECT	\$ 4,528.63	\$ -	\$ -	\$ -	\$ -	\$ 1.54	\$ 4,530.17
JUV PROB-IVE	\$ 6,038.33	\$ -	\$ -	\$ -	\$ -	\$ 1.86	\$ 6,040.19
LAW LIBRARY	\$ 81,804.06	\$ -	\$ -	\$ -	\$ -	\$ 25.95	\$ 81,830.01
JP TECH	\$ 16,883.27	\$ -	\$ -	\$ -	\$ -	\$ 5.31	\$ 16,888.58
CH SECURITY	\$ 157,220.81	\$ -	\$ -	\$ -	\$ -	\$ 49.90	\$ 157,270.71
REC MGMT	\$ 265,519.43	\$ -	\$ -	\$ -	\$ -	\$ 84.26	\$ 265,603.69
REC PRESV	\$ 84,036.95	\$ -	\$ -	\$ -	\$ -	\$ 26.72	\$ 84,063.67
LIBRARY	\$ 22,243.06	\$ -	\$ -	\$ -	\$ -	\$ 7.10	\$ 22,250.16
ARCHIVE	\$ 54,693.84	\$ -	\$ -	\$ -	\$ -	\$ 17.35	\$ 54,711.19
DIST ATTY FORFEITURE	\$ 30,184.32	\$ -	\$ -	\$ -	\$ -	\$ 9.58	\$ 30,193.90
SHERIFF FORFEITURE	\$ 37,668.69	\$ -	\$ -	\$ -	\$ -	\$ 11.93	\$ 37,680.62

**INVESTMENTS-TEXPOOL**  
**PATTY BRENNAN, COOKE COUNTY TREASURER**  
**AUGUST 2016**

ACCT NAME	BALANCE FORWARD	DEPOSITS	WITH- DRAWALS	CURRENT INTEREST	ENDING BALANCE
JAIL COMMISSARY	\$ 78,295.82	\$ -	\$ -	\$ 24.89	\$ 78,320.71
2004 GO-REFUNDING	\$ 709,694.80	\$ -	\$ -	\$ 225.28	\$ 709,920.08
TOTAL: TREAS FUND	<u>\$ 21,384,349.33</u>	<u>\$ -</u>	<u>\$ 1,100,000.00</u>	<u>\$ 6,642.49</u>	<u>\$ 20,290,991.82</u>
YEAR - TO - DATE INTEREST	BAL FORWARD	CURRENT INT.	BALANCE		
	\$ 25,329.56	\$ 6,642.49	\$ 31,972.05		
AVG. YEILD FOR AUGUST 2016	0.37%	MKT VALUE PER SHARE	\$ 1.00		

# Pledge Inventory Report

Landmark Bank  
Columbia, MO  
FROM 8/1/2016 TO 8/31/2016

Customer ID: 5961  
Report Date: 9/1/2016  
PAS Rep: Vance Roe  
Account Rep: Bob Fitzpatrick

Cusip	Description	Maturity Date	Intent	S&P	Market Price Dt	Original Face	Book Value
Ticket	Location Code/Name	Group	Coupon	Moody	Maturity (Yr)	Par	Market Value
Pledged: J7BM - COOKE COUNTY							
313378CR0	FED HOME LN BK	03/11/2022	AFS	AA+	8/31/2016	5,000,000.00	5,065,093.09
956483	FED - FEDERAL RESERVE BANK	AGY	2.25000	Aaa	5.53	5,000,000.00	5,219,450.00
313380GJ0	FED HOME LN BK	09/09/2022	AFS	AA+	8/31/2016	1,000,000.00	1,000,000.00
988741	FED - FEDERAL RESERVE BANK	AGY	2.00000	Aaa	6.03	1,000,000.00	1,027,490.01
31300LVH5	FHLMC ARM POOL #8487	01/01/2037	AFS		8/31/2016	200,000.00	104,982.65
851172	FED - FEDERAL RESERVE BANK	MB3	2.67600		20.35	98,184.89	103,870.78
3133TTX48	flhmc remic ser 2326	06/15/2031	AFS		8/31/2016	300,000.00	49,061.57
783451	FED - FEDERAL RESERVE BANK	MB4	6.50000	NR	14.80	43,530.66	49,652.38
3136ACLE9	FNM13025 BD	03/25/2033	AFS		8/31/2016	1,400,000.00	894,691.28
879680	FED - FEDERAL RESERVE BANK	MB4	2.00000	Nr	16.58	917,897.06	931,518.03
3136AKJK0	FNR 2014-41 CM	06/25/2040	AFS		8/31/2016	1,000,000.00	719,941.56
916714	FED - FEDERAL RESERVE BANK	MB4	1.50000	Nr	23.83	753,712.29	748,237.71
313781CT7	FHL4195 LH	12/15/2031	AFS		8/31/2016	600,000.00	391,676.07
882621	FED - FEDERAL RESERVE BANK	MB4	1.50000	Nr	15.30	405,652.63	402,846.71
31392WB41	FHL2612 PG	10/15/2022	AFS		8/31/2016	400,000.00	105,211.05
719835	FED - FEDERAL RESERVE BANK	MB4	5.50000	NR	6.13	98,933.65	108,232.66
31394H203	FHL2662 DH	08/15/2023	AFS		8/31/2016	1,200,000.00	877,968.75
887207	FED - FEDERAL RESERVE BANK	MB4	5.00000	NR	6.96	825,571.38	890,984.78
31395HVM9	FHL2896 BZ	11/15/2034	AFS		8/31/2016	200,000.00	294,125.80
856892	FED - FEDERAL RESERVE BANK	MB4	5.00000	Nr	18.22	269,083.98	296,252.04
31396ALL6	FHL3035 DP	10/15/2034	AFS		8/31/2016	2,100,000.00	9,511.95
746903	FED - FEDERAL RESERVE BANK	MB4	5.50000	NR	18.13	9,511.95	9,510.49
38374F2L7	GMM04024 ZM	04/20/2034	AFS		8/31/2016	700,000.00	961,496.01
844136	FED - FEDERAL RESERVE BANK	MB4	5.00000	Nr	17.65	867,353.61	967,260.14
12	Total Pledged: J7BM - COOKE COUNTY					14,100,000.00	10,473,759.78
						10,289,432.10	10,755,305.73

This report reflects information submitted to us by the customer. It is not intended to be used as the official record of safekeeping location and/or pledged holdings. This information should be provided by the customer's safekeeper.

**Pledge Security Listing**  
August 31, 2016

ID	CUSIP	Description	Safetkeeping Location	Safetkeeping Receipt	Coupon	Maturity Date	Call Date	Moody	S&P	Fitch	FASB115	Face Amount	Current Par	Current Book Value	Market Value	Gain(Loss)	
<b>COOKE COUNTY</b>																	
Z047	3128M8NA1	FHLMC G12885	FHLB	X	5.00	06/01/2021		AAA	AA+	AAA	HTM	157,950	8,497.49	8,497.39	8,953.26	455.86	
2107	31410GSS8	FHMA 889257	FHLB	X	5.00	04/01/2021		AAA	AA+	AAA	HTM	105,405	5,490.01	5,489.95	5,773.69	283.74	
3643	3128MMQX4	FHLMC G18469	FHLB		2.00	06/01/2028		AAA	AA+	AAA	HTM	212,158	144,592.13	145,098.39	146,535.09	1,436.71	
<b>Total for COOKE COUNTY</b>													<b>475,513</b>	<b>158,579.63</b>	<b>159,085.73</b>	<b>161,262.04</b>	<b>2,176.31</b>

report

PAGE 1 08/31/16 19:36:12  
HOLDINGS BAPN032N  
CC1 PROD

FEDERAL RESERVE BANK PLEDGEE

DISTRB PT J1  
AS OF CLOSE OF BUSINESS 08-31-2016

PLEDGEE: COOKE COUNTY  
100 S. DIXON  
RM. 106  
J7BM INSTITUTION ID: #J7BM

GAINESVILLE TX 76240

HOLDER : 081500862 - LANDMARK BANK  
ACCOUNT: J7BM - \*COOKE COUNTY  
CUSIP #

RESP FRB:H1

BALANCE	BOOK VALUE	BVF	PAR
31300LVH5	FMAR 848716 G 01-01-37	0.4909244400	
200,000.00	98,184.89		
3133TTX48	FGRA 2326ZQ 06/15/31 06-15-31	0.1451022000	
300,000.00	43,530.66		
313378CR0	2.25 FHLB 22 KW 03-11-22	1.0000000000	
5,000,000.00	5,000,000.00		
313380GJ0	2.00 FHLB 22 WX 09-09-22	1.0000000000	
1,000,000.00	1,000,000.00		
3136ACLE9	FNRM RC025BD R13F025 03-25-33	0.6556407600	
1,400,000.00	917,897.06		
3136AKJK0	FNRM CL041CM R14F041 06-25-40	0.7537122900	
1,000,000.00	753,712.29		
3137B1CT7	FGRM 4195LH 12/15/31 12-15-31	0.6760877200	
600,000.00	405,652.63		
31392WB41	FGRM 2512PG 10/15/22 10-15-22	0.2473341300	
400,000.00	98,933.65		
31394H2Q3	FGRM 2662DH 08/15/23 08-15-23	0.6879761500	
1,200,000.00	825,571.38		
31395HVM9	FGRA 2896BZ 11/15/34 11-15-34	1.3454198900	
200,000.00	269,083.98		
31396ALL6	FGRM 303SDP 10/15/34 10-15-34	0.0045295000	
2,100,000.00	9,511.95		
38374F2L7	GNRM 2004-24 ZM 04-20-34	1.2390765811	
700,000.00	867,353.61		
		SUBTOTAL:	
14,100,000.00	10,289,432.10		
		GRAND TOTAL:	
14,100,000.00	10,289,432.10		



report

PAGE 1 08/30/16 19:18:40  
ACTIVITY BAPN032N  
08/30/16 CC1 PROD

FEDERAL RESERVE BANK PLEDGEE

DISTRB PT J1  
CYCLE DATE 08-30-2016

PLEDGEE: COOKE COUNTY  
100 S. DIXON  
RM. 106  
J7BM INSTITUTION ID: #J7BM

GAINESVILLE TX 76240

HOLDER : 081500862 - LANDMARK BANK  
ACCOUNT: J7BM - \*COOKE COUNTY  
RESP FRB:H1

PAR BAL	BVF	TRANSACTION ID	BOOK VALUE	PAR AMOUNT	CLOSING
313380GJ0	2.00	FHLB 22 WX			
1,000,000.00	1.0000000000		1,000,000.00		
	0830	QMGBA003 000234		1,000,000.00+	

Landmark Bank, N.A.

Cooke County

As of: Wednesday, August 31, 2016

Detail Section:

<u>Account No.</u>	<u>Balance</u>	<u>Int Rate</u>	<u>Type</u>	<u>Officer</u>
28002408	\$0	0.00%	TDSV	R1B
28002416	\$0	0.00%	TDSV	R1B
28900090	\$227,839	0.00%	CK	R1B
28900287	\$8,394,586	0.42%	CK	R1B
28900325	\$13,189	0.00%	CK	R1B
28900333	\$0	0.00%	CK	R1B
28900341	\$0	0.00%	CK	R1B
28900368	\$99,697	0.42%	CK	R1B
28900376	\$193,795	0.00%	CK	R1B
28900384	\$687	0.00%	CK	R1B
28900392	\$1,461	0.00%	CK	R1B
28900406	\$72,493	0.00%	CK	R1B
28900414	\$259	0.00%	CK	R1B
28900422	\$0	0.00%	CK	R1B
28900449	\$543,454	0.00%	CK	R1B
28900457	\$0	0.00%	CK	R1B
28900465	\$0	0.00%	CK	R1B
28900481	\$158,756	0.00%	CK	R1B
28900511	\$1,252	0.00%	CK	R1B
28900538	\$2,762	0.00%	CK	R1B
28901259	\$5,070	0.00%	CK	ELE
28901593	\$4,708	0.00%	CK	JDH
4170003539	\$55,241	0.00%	CK	R1B
4170009684	\$0	0.00%	CK	R1B
4170009700	\$587	0.00%	CK	R1B
4170013934	\$0	0.00%	CK	JDH
4170023065	\$0	0.00%	CK	R1B
4170045332	\$18,263	0.00%	CK	T1G
4170049177	\$2,700	0.00%	CK	T1G
4170800744	\$0	0.00%	TDSV	JDH
4170800751	\$0	0.00%	TDSV	JDH
4170801528	\$0	0.00%	TDSV	R1B
4170801536	\$0	0.00%	TDSV	R1B
4170802286	\$0	0.00%	TDSV	JDH
4170802294	\$0	0.00%	TDSV	JDH
4170802849	\$0	0.00%	TDSV	JDH
4170802856	\$0	0.00%	TDSV	JDH
4170803896	\$0	0.00%	TDSV	R1B

4170803904	\$0	0.00%	TDSV	R1B
4170804019	\$0	0.00%	TDSV	R1B
4170804142	\$0	0.00%	TDSV	R1B
4170804159	\$0	0.00%	TDSV	R1B
4170804415	\$0	0.00%	TDSV	T1G
4170804423	\$0	0.00%	TDSV	T1G
4170804761	\$7,500	0.25%	TDSV	T1G
4170804779	\$7,500	0.25%	TDSV	T1G
4170805073	\$0	0.00%	TDSV	T1G
4170805081	\$0	0.00%	TDSV	T1G
4170805198	\$8,000	1.05%	TDSV	JDH
4170805677	\$500,000	0.52%	TDSV	T1G
4170805685	\$500,000	0.52%	TDSV	T1G

*Collateral Section:*

<u>Description / LOC No.</u>	<u>Amount</u>	<u>Maturity Date</u>
Securities - Market Value	\$10,755,306	(See add'l report)

*Pledge Report Summary:*

Total Deposits	\$	10,819,797
Plus Additional Coverage (per Agreement)	\$	0
Total Collateral Needed	\$	10,819,797
Collateral Pledged	\$	10,755,306
FDIC Insurance	\$	250,000
Total Collateral Provided	\$	11,005,306
Total Public Funding Excess / (Needed)	\$	185,509

COMBINED STATEMENT OF CASH POSITION FOR AUGUST

FUND NAME	CHECKING ACCOUNT	CHECKING AMOUNT	TDPA ACCOUNT	TDPA AMOUNT	FUND TOTAL
2016 001 GENERAL	TREAS FUND	5,249,854.37	TEXPOOL LOGIC STONE CERT DEPOS	11,538,126.41 2,007,403.65 1,750,000.00	20,545,384.43
2016 011 ROAD & BRIDGE 1	TREAS FUND	389,820.58	TEXPOOL LOGIC STONE	1,515,245.49	1,905,066.07
2016 012 ROAD & BRIDGE 2	TREAS FUND	372,079.65	TEXPOOL LOGIC	554,356.88	926,436.53
2016 013 ROAD & BRIDGE 3	TREAS FUND	368,369.70	TEXPOOL LOGIC	995,500.75	1,363,870.45
2016 014 ROAD & BRIDGE 4	TREAS FUND	342,228.44	TEXPOOL LOGIC	945,964.99	1,288,193.43
2016 018 CERTZ TIF	TREAS		TEXPOOL LOGIC		
2016 019 FM & LATERAL	TREAS FUND	89,047.08	TEXPOOL LOGIC	716,342.93	805,390.01
2016 020 TUPC	TREAS FUND	37,851.12	TEXPOOL LOGIC	5,021.32	42,872.44
2016 021 JUVENILE PROB-ISP	TREAS FUND	7,203.01	TEXPOOL LOGIC	4,811.34	12,014.35
2016 022 JUVENILE PROBATION	TREAS FUND	9,570.88	TEXPOOL LOGIC	6,040.19	9,570.88
2016 023 JUVENILE PROB. IV-E	TREAS FUND	7,961.25	TEXPOOL LOGIC		14,001.44
2016 028 ADULT PROBATION	TREAS FUND	190,253.64	TEXPOOL LOGIC	184,394.50	374,648.14
2016 029 COMMUNITY CORRECTIONS	TREAS FUND	6,332.79	TEXPOOL LOGIC		6,332.79
2016 031 CONTRACT ELECTIONS	TREAS FUND	2,318.74	TEXPOOL LOGIC		2,318.74
2016 032 DISTRICT CLERK PRESERVATION	TREAS FUND	25,235.57	TEXPOOL LOGIC	10,049.65	35,285.22
2016 033 COUNTY/DISTRICT TECHNOLOGY	TREAS FUND	4,324.71	TEXPOOL LOGIC	3,016.54	7,341.25
2016 034 COURT REPORTER	TREAS FUND	4,940.92	TEXPOOL LOGIC	42,357.79	47,298.71
2016 035 PERMANENT IMPROVEMENT	TREAS FUND	253,591.88	TEXPOOL LOGIC STONE	2,184,229.55	2,437,821.43

COMBINED STATEMENT OF CASH POSITION FOR AUGUST

FUND NAME	CHECKING ACCOUNT	CHECKING AMOUNT	TDOA ACCOUNT	TDOA AMOUNT	FUND TOTAL
2016 036 PROBATE JUDGE	TREAS FUND	5,141.31	TEXPOOL LOGIC	10,047.60	15,188.91
2016 037 LAW ENFORCEMENT ED	TREAS FUND	12,688.72	TEXPOOL LOGIC	16,888.58	29,577.30
2016 038 JP TECH	TREAS FUND	42,274.43	TEXPOOL LOGIC	81,830.01	124,104.44
2016 040 LAW LIBRARY	TREAS FUND	34,887.54	TEXPOOL LOGIC	22,250.16	57,137.70
2016 041 CC LIBRARY FUND	TREAS FUND	4,074.44	TEXPOOL LOGIC	5,044.32	16,333.15
2016 042 CC HISTORICAL COMM.	TREAS FUND	11,288.83	TEXPOOL LOGIC	157,270.71	242,712.14
2016 043 JP COURTHOUSE SECURITY	TREAS FUND	85,441.43	TEXPOOL LOGIC	17,742.00	1,949.99
2016 044 COURTHOUSE SECURITY	TREAS FUND	1,949.99	TEXPOOL LOGIC	3,967.07	310,869.11
2016 045 FLOOD DAMAGE	TREAS FUND	3,967.07	TEXPOOL LOGIC	84,063.67	182,756.94
2016 046 CHAPTER 19	TREAS FUND	45,265.42	TEXPOOL LOGIC	15,077.26	43,206.54
2016 047 CC RECORDS MANAGEMENT	TREAS FUND	98,693.27	TEXPOOL LOGIC	4,020.91	22,119.75
2016 048 COUNTY RECORDS MANAGEMENT	TREAS FUND	28,129.28	TEXPOOL LOGIC	54,711.19	114,525.68
2016 049 CC RECORDS PRESERVATION	TREAS FUND	18,098.84	TEXPOOL LOGIC	4,530.17	7,442.58
2016 050 DIST CLERK RECORDS MANAGEMENT	TREAS FUND	59,814.49	TEXPOOL LOGIC	.34	.34
2016 051 DISTRICT CLERK ARCHIVE	TREAS FUND	2,912.41	TEXPOOL LOGIC	92,783.24	122,977.14
2016 052 COUNTY CLERK ARCHIVE FEE	TREAS FUND	.34	TEXPOOL LOGIC	41,143.68	41,143.68
2016 053 CA CHECK COLLECTING	TREAS FUND	92,783.24	TEXPOOL LOGIC		
2016 054 DA CHECK COLLECTING	TREAS FUND	41,143.68	TEXPOOL LOGIC		
2016 055 CO ATTY FORFEITURE	TREAS FUND		TEXPOOL LOGIC		
2016 056 DISTRICT ATTY FORFEITURE	TREAS FUND		TEXPOOL LOGIC		
2016 057 D A SEIZURE FUND	TREAS FUND		TEXPOOL LOGIC		

COMBINED STATEMENT OF CASH POSITION FOR AUGUST

FUND NAME	CHECKING ACCOUNT	CHECKING AMOUNT	TDOA ACCOUNT	TDOA AMOUNT	FUND TOTAL
2016 058 SHERIFF FORFEITURE	TREAS FUND	13,677.15	TEXPOOL LOGIC	37,680.62	51,357.77
2016 059 JAIL COMMISSARY	TREAS FUND	25,551.48	TEXPOOL LOGIC	78,320.71	103,872.19
2016 060 INTEREST & SINKING	TREAS FUND		TEXPOOL LOGIC		
2016 061 2004 GO REFUNDING DEBT SERVITREAS FUND	TREAS FUND	104,016.80	TEXPOOL LOGIC	709,920.08	813,936.88
2016 070 BOND FUND	TREAS FUND		TEXPOOL LOGIC		
2016 088 STATE FEES	TREAS FUND	98,513.24	TEXPOOL LOGIC	8,079.91	106,593.15
2016 090 OFFICER'S TRUST	TREAS FUND		TEXPOOL		
2016 091 LIBRARY TRUST - LIDDELL	TREAS FUND	1,631.02	CERT DEPOS	15,000.00	16,631.02
2016 092 LIBRARY TRUST - ROSENSTEIN	TREAS FUND	2,360.68	CERT DEPOS	19,000.00	21,360.68
2016 098 PAYROLL CLEARING	PAYROLL	909,598.42	TEXPOOL		909,598.42
2016 100 CHILD ABUSE PREVENTION FUND TREAS FUND	TREAS FUND	270.01	TEXPOOL		270.01
2016 101 PRETRIAL DIVERSION	TREAS FUND	8,854.00	TEXPOOL		8,854.00
TOTAL		9,131,753.86		24,082,395.47	33,214,149.33

CHECK ACCOUNT

ACCOUNT BALANCE - TREAS FUND  
ACCOUNT BALANCE - PAYROLL

TOTAL

CHECK  
8,222,155.44  
909,598.42

9,131,753.86

TDOA ACCOUNT

ACCOUNT BALANCE - TEXPOOL  
ACCOUNT BALANCE - STONE  
ACCOUNT BALANCE - CERT DEPOS

TOTAL

TDOA  
20,290,991.82  
2,007,403.65  
1,784,000.00

24,082,395.47

ACCOUNT NAME	BEGINNING CASH BALANCE	CASH RECEIPTS	CASH DISBURSEMENTS	ENDING CASH BALANCE
2016 001 GENERAL - GENERAL FUND	5,025,620.53	1,585,750.29	1,361,516.45	5,249,854.37
CASH ON HAND	1,779.00	.00	.00	1,779.00
CASH INVESTED - TEXPOOL	12,534,279.48	3,846.93	1,000,000.00	11,538,126.41
CASH INVESTED - LOGIC	2,006,892.15	511.50	.00	2,007,403.65
CASH INVESTED - STONE CASTLE	.00	.00	.00	.00
T-BILLS - INVESTMENTS	1,750,000.00	.00	.00	1,750,000.00
CASH INVESTMENT-CD	21,318,571.16	1,590,108.72	2,361,516.45	20,547,163.43
FUND TOTALS				
2016 011 ROAD & BRIDGE 1	456,890.82	29,741.54	96,811.78	389,820.58
CASH INVESTED	1,514,764.67	480.82	.00	1,515,245.49
CASH INVESTED - LOGIC	.00	.00	.00	.00
STONE CASTLE	.00	.00	.00	.00
T-BILL INVESTMENTS	.00	.00	.00	.00
FUND TOTALS	1,971,655.49	30,222.36	96,811.78	1,905,066.07
2016 012 ROAD & BRIDGE 2	446,525.12	27,340.78	101,786.25	372,079.65
CASH INVESTED	554,180.98	175.90	.00	554,356.88
CASH INVESTED - LOGIC	.00	.00	.00	.00
T-BILL INVESTMENTS	.00	.00	.00	.00
FUND TOTALS	1,000,706.10	27,516.68	101,786.25	926,436.53
2016 013 ROAD & BRIDGE 3	452,366.92	122,067.13	206,064.35	368,369.70
CASH INVESTED	1,095,166.24	334.51	100,000.00	995,500.75
CASH INVESTED - LOGIC	.00	.00	.00	.00
T-BILL INVESTMENTS	.00	.00	.00	.00
FUND TOTALS	1,547,533.16	122,401.64	306,064.35	1,363,870.45
2016 014 ROAD & BRIDGE 4	485,015.24	21,465.06	164,251.86	342,228.44
CASH INVESTED	945,664.86	300.13	.00	945,964.99
CASH INVESTED - TEXPOOL	.00	.00	.00	.00
CASH INVESTED - LOGIC	.00	.00	.00	.00
T-BILL INVESTMENTS	.00	.00	.00	.00
FUND TOTALS	1,430,680.10	21,765.19	164,251.86	1,288,193.43
2016 018 CERTZ TIF	.00	.00	.00	.00
CASH - CERTZ TIF	.00	.00	.00	.00
CASH INVESTED	.00	.00	.00	.00
CASH INVESTED - LOGIC	.00	.00	.00	.00
T-BILL INVESTMENT	.00	.00	.00	.00
FUND TOTALS	.00	.00	.00	.00
2016 019 FM & LATERAL	88,995.15	51.93	.00	89,047.08
CASH - FM & LATERAL	716,115.66	227.27	.00	716,342.93
CASH INVESTED	.00	.00	.00	.00
CASH INVESTED - LOGIC	.00	.00	.00	.00
T-BILL INVESTMENT	.00	.00	.00	.00
FUND TOTALS	805,110.81	279.20	.00	805,390.01
2016 020 TUPC	64,071.18	3,039.74	29,259.80	37,851.12
CASH - T.J.P.C.	5,019.77	1.55	.00	5,021.32
CASH INVESTED				



ACCOUNT NAME	BEGINNING CASH BALANCE	CASH RECEIPTS	CASH DISBURSEMENTS	ENDING CASH BALANCE
2016 021 JUVENILE PROB-ISP	69,790.95	3,041.29	29,259.80	42,872.44
CASH - JUVENILE PROBATION INVESTMENTS	7,200.13	2.88	.00	7,203.01
CASH INVESTED - LOGIC	4,809.79	1.55	.00	4,811.34
FUND TOTALS	12,009.92	4.43	.00	12,014.35
2016 022 JUVENILE PROBATION DIV	9,457.08	113.80	.00	9,570.88
CASH - JUV. PROB. DIV INVESTMENTS	9,457.08	113.80	.00	9,570.88
FUND TOTALS	9,457.08	113.80	.00	9,570.88
2016 023 JUVENILE PROB. IV-E	7,958.07	3.18	.00	7,961.25
CASH - IV-E	7,958.07	3.18	.00	7,961.25
CASH INVESTED	6,038.33	1.86	.00	6,040.19
FUND TOTALS	13,996.40	5.04	.00	14,001.44
2016 028 ADULT PROBATION	184,330.34	28,641.77	22,718.47	190,253.64
CASH ON HAND	184,330.34	28,641.77	22,718.47	190,253.64
CASH INVESTED - TEXPOOL	184,335.98	58.52	.00	184,394.50
CASH INVESTED - LOGIC	368,741.32	28,700.29	22,718.47	374,723.14
FUND TOTALS	13,465.51	.00	7,132.72	6,332.79
2016 029 COMMUNITY CORRECTIONS	1,324.01	994.73	.00	2,318.74
CASH - CONTRACT ELECTIONS	1,324.01	994.73	.00	2,318.74
CASH INVESTED - TEXPOOL	.00	.00	.00	.00
CASH INVESTED - LOGIC	1,324.01	994.73	.00	2,318.74
FUND TOTALS	25,590.63	725.16	1,080.22	25,235.57
2016 032 DISTRICT CLERK PRESERVATION	10,046.55	3.10	.00	10,049.65
CASH - DISTRICT CLERK PRESERVATION INVESTMENTS	10,046.55	3.10	.00	10,049.65
CASH INVESTED - LOGIC	35,637.18	728.26	1,080.22	35,285.22
FUND TOTALS	4,171.68	153.03	.00	4,324.71
2016 033 COUNTY/DISTRICT TECHNOLOGY FUN	3,015.61	.93	.00	3,016.54
CASH - COUNTY/DISTRICT TECH INVESTMENTS	3,015.61	.93	.00	3,016.54
CASH INVESTED - LOGIC	7,187.29	153.96	.00	7,341.25
FUND TOTALS	5,277.68	954.44	1,291.20	4,940.92
2016 034 COURT REPORTER	42,344.36	13.43	.00	42,357.79
CASH - COURT REPORTER FUND INVESTMENTS	42,344.36	13.43	.00	42,357.79
CASH INVESTED - LOGIC	47,622.04	967.87	1,291.20	47,298.71
FUND TOTALS	257,885.49	3,206.39	7,500.00	253,591.88
2016 035 PERMANENT IMPROVEMENT				
CASH - PERMANENT IMPROVEM				

ACCOUNT NAME	BEGINNING CASH BALANCE	CASH RECEIPTS	CASH DISBURSEMENTS	ENDING CASH BALANCE
CASH INVESTED - LOGIC	2,183,536.52	693.03	.00	2,184,229.55
STONE CASTLE	.00	.00	.00	.00
T-BILL INVESTMENTS	.00	.00	.00	.00
FUND TOTALS	2,441,422.01	3,899.42	7,500.00	2,437,821.43
2016 036 PROBATE JUDGE				
FUND TOTALS	.00	.00	.00	.00
2016 037 LAW ENFORCEMENT ED				
CASH - LAW ENFORCEMENT ED	5,551.00	2.16	411.85	5,141.31
CASH INVESTED	10,044.50	3.10	.00	10,047.60
CASH INVESTED - LOGIC	.00	.00	.00	.00
FUND TOTALS	15,595.50	5.26	411.85	15,188.91
2016 038 JP TECH				
CASH - J P TECH FUND	11,973.88	1,489.47	774.63	12,688.72
INVESTMENTS	16,883.27	5.31	.00	16,888.58
CASH INVESTED - LOGIC	.00	.00	.00	.00
FUND TOTALS	28,857.15	1,494.78	774.63	29,577.30
2016 040 LAW LIBRARY				
CASH - LAW LIBRARY	41,048.24	1,624.04	397.85	42,274.43
CASH INVESTED	81,804.06	25.95	.00	81,830.01
CASH INVESTED - LOGIC	.00	.00	.00	.00
FUND TOTALS	122,852.30	1,649.99	397.85	124,104.44
2016 041 CC LIBRARY FUND				
CASH - COOKE COUNTY LIBRA	34,336.24	1,704.12	1,152.82	34,887.54
CASH INVESTED	22,243.06	7.10	.00	22,250.16
CASH INVESTED - LOGIC	.00	.00	.00	.00
T-BILL INVESTMENTS	.00	.00	.00	.00
FUND TOTALS	56,579.30	1,711.22	1,152.82	57,137.70
2016 042 CC HISTORICAL COMM.				
CASH - COOKE CO. HISTORIC	4,072.82	1.62	.00	4,074.44
FUND TOTALS	4,072.82	1.62	.00	4,074.44
2016 043 JP COURTHOUSE SECURITY				
CASH - JP COURTHOUSE SECURITY	10,938.38	374.55	24.10	11,288.83
CASH INVESTED	5,042.77	1.55	.00	5,044.32
CASH INVESTED - LOGIC	.00	.00	.00	.00
FUND TOTALS	15,981.15	376.10	24.10	16,333.15
2016 044 COURTHOUSE SECURITY				
CASH - COURTHOUSE SECURIT	83,372.09	2,496.84	427.50	85,441.43
CASH INVESTED	157,220.81	49.90	.00	157,270.71
CASH INVESTED - LOGIC	.00	.00	.00	.00
FUND TOTALS	240,592.90	2,546.74	427.50	242,712.14
2016 045 FLOOD DAMAGE				
CASH - FLOOD DAMAGE	17,742.00	.00	.00	17,742.00
CASH INVESTED - TEXPOOL	.00	.00	.00	.00
CASH INVESTED - LOGIC	.00	.00	.00	.00
FUND TOTALS	17,742.00	.00	.00	17,742.00
2016 046 CHAPTER 19				
CASH - CHAPTER 19	.00	6,925.83	4,975.84	1,949.99

ACCOUNT NAME	BEGINNING CASH BALANCE	CASH RECEIPTS	CASH DISBURSEMENTS	ENDING CASH BALANCE
2016 047 CC RECORDS MANAGEMENT	3,896.91	70.16	.00	3,967.07
CASH - CC RECORDS MANAGEMENT	.00	.00	.00	.00
INVESTMENTS - TEXPOOL	.00	.00	.00	.00
FUND TOTALS	3,896.91	70.16	.00	3,967.07
2016 048 COUNTY RECORDS MANAGEMENT	43,834.99	1,510.43	80.00	45,265.42
CASH - RECORDS MANAGEMENT	265,519.43	84.26	.00	265,603.69
CASH INVESTED - LOGIC	.00	.00	.00	.00
FUND TOTALS	309,354.42	1,594.69	80.00	310,869.11
2016 049 CC RECORDS PRESERVATION	90,592.07	8,101.20	.00	98,693.27
CASH - RECORDS PRESERVATION	84,036.95	26.72	.00	84,063.67
CASH INVESTED - LOGIC	.00	.00	.00	.00
FUND TOTALS	174,629.02	8,127.92	.00	182,756.94
2016 050 DIST CLERK RECORDS MANAGEMENT	27,623.63	505.65	.00	28,129.28
CASH - D C RECORDS MANAGEMENT	15,072.48	4.78	.00	15,077.26
CASH INVESTED - LOGIC	.00	.00	.00	.00
FUND TOTALS	42,696.11	510.43	.00	43,206.54
2016 051 DISTRICT CLERK ARCHIVE	17,558.26	540.58	.00	18,098.84
DISTRICT CLERK ARCHIVE INVESTMENTS	4,019.67	1.24	.00	4,020.91
CASH INVESTED - LOGIC	.00	.00	.00	.00
FUND TOTALS	21,577.93	541.82	.00	22,119.75
2016 052 COUNTY CLERK ARCHIVE FEE	58,838.43	7,522.42	6,546.36	59,814.49
CASH - RECORDS ARCHIVE INVESTMENTS	54,693.84	17.35	.00	54,711.19
CASH INVESTED - LOGIC	.00	.00	.00	.00
FUND TOTALS	113,532.27	7,539.77	6,546.36	114,525.68
2016 053 CA CHECK COLLECTING	3,019.28	2.03	108.90	2,912.41
CASH - CHECK COLLECTING &	4,528.63	1.54	.00	4,530.17
CASH INVESTED - LOGIC	.00	.00	.00	.00
FUND TOTALS	7,547.91	3.57	108.90	7,442.58
2016 054 DA CHECK COLLECTING	.34	.00	.00	.34
CASH - DA CHECK COLLECTING	.00	.00	.00	.00
CASH INVESTED	.34	.00	.00	.34
FUND TOTALS	.34	.00	.00	.34
2016 055 CO ATTY FOREFEITURE	.00	.00	.00	.00
FUND TOTALS	.00	.00	.00	.00
2016 056 DISTRICT ATTY FOREFEITURE	90,347.05	2,436.19	.00	92,783.24
CASH - D.A. FOREFEITURE FU	30,184.32	9.58	.00	30,193.90
CASH INVESTED - LOGIC	.00	.00	.00	.00
FUND TOTALS	120,531.37	2,445.77	.00	122,977.14

ACCOUNT NAME	BEGINNING CASH BALANCE	CASH RECEIPTS	CASH DISBURSEMENTS	ENDING CASH BALANCE
2016 057 D A SEIZURE FUND CASH - SEIZURE-LAW INVESTMENTS FUND TOTALS	47,861.68	1,282.00	8,000.00	41,143.68
2016 058 SHERIFF FORFEITURE CASH - SHERIFF FORFEITURE INVESTMENTS FUND TOTALS	6,812.41	10,756.27	3,891.53	13,677.15
2016 059 JAIL COMMISSARY CASH - JAIL COMMISSARY CASH INVESTED - TEXPOOL CASH INVESTED - LOGIC FUND TOTALS	24,178.36	1,687.14	314.02	25,551.48
2016 060 INTEREST & SINKING CASH - INTEREST & SINKING CASH INVESTED - LOGIC T-BILL INVESTMENTS FUND TOTALS	78,295.82	24.89	.00	78,320.71
2016 061 2004 GO REFUNDING DEBT SERVICE CASH - 2004 GO REFUNDING D/S CASH INVESTED - LOGIC T-BILL INVESTMENTS FUND TOTALS	102,474.18	1,712.03	314.02	103,872.19
2016 070 BOND FUND CASH - CONSTRUCTION FUND CASH INVESTED - LOGIC FUND TOTALS	181,878.73	3,588.07	81,450.00	104,016.80
2016 088 STATE FEES CASH - STATE FEES CASH INVESTED - LOGIC FUND TOTALS	709,694.80	225.28	.00	709,920.08
2016 090 OFFICER'S TRUST CASH-OFFICERS TRUST CASH INVESTED - LOGIC FUND TOTALS	891,573.53	3,813.35	81,450.00	813,936.88
2016 091 LIBRARY TRUST - LIDDELL CASH-LIBRARY TRUST/LIDDELL CD INVESTMENT FUND TOTALS	.00	.00	.00	.00
2016 092 LIBRARY TRUST - ROSENSTEIN CASH-LIBRARY TRUST/ROSENSTEIN	43,409.75	55,105.97	2.48	98,513.24
	8,077.43	2.48	.00	8,079.91
	51,487.18	55,108.45	2.48	106,593.15
	.00	.00	.00	.00
	.00	.00	.00	.00
	.00	.00	.00	.00
	.00	.00	.00	.00
	1,630.37	.65	.00	1,631.02
	15,000.00	.00	.00	15,000.00
	16,630.37	.65	.00	16,631.02
	2,359.74	.94	.00	2,360.68

ACCOUNT NAME	BEGINNING CASH BALANCE	CASH RECEIPTS	CASH DISBURSEMENTS	ENDING CASH BALANCE
2016 098 PAYROLL CLEARING	1,596.97	908,001.45	.00	909,598.42
CASH - PAYROLL CLEARING	.00	.00	.00	.00
INVESTMENTS	1,596.97	908,001.45	.00	909,598.42
FUND TOTALS				
2016 100 CHILD ABUSE PREVENTION FUND	269.91	.10	.00	270.01
CASH-CHILD ABUSE PREVENTION	.00	.00	.00	.00
CASH INVESTED	269.91	.10	.00	270.01
FUND TOTALS				
2016 101 PRETRIAL DIVERSION	8,854.00	.00	.00	8,854.00
CASH-PRETRIAL DIVERSION	.00	.00	.00	.00
CASH INVESTED	.00	.00	.00	.00
CASH INVESTED - LOGIC	8,854.00	.00	.00	8,854.00
FUND TOTALS				
GRAND TOTALS	33,576,838.59	2,847,135.72	3,207,970.98	33,216,003.33