

2017 APR 24 AM 11:15

CO. CLERK, REBECCA LAWSON
BY DB
DEPUTY

AFFIDAVIT

STATE OF TEXAS

COUNTY OF COOKE


The members of the Commissioners' Court of Cooke County, Texas, state as follows:

The requirement of Subsection (C) of the Texas Local Government Code, §114.026 have been met for the term of March 2017. The amount of cash and other assets in the custody of the County Treasurer at the time of examination are:

Cash (includes on hand, money market accounts, and short term investments) \$ 38,557,089.37

Other Assets (long term investments) \$ 0.00.


Sworn to and subscribed this 24 day of April, 2017.



Jason Brinkley, Cooke County Judge




Gary Hollowell, Commissioner, Pct 1



B. C. Lemons, Commissioner, Pct 2




John Klement, Commissioner, Pct 3



Leon Klement, Commissioner, Pct 4

ATTEST:



Rebecca Lawson, County Clerk


2017 APR 24 AM 11:15

CO. CLERK, REBECCA LAWSON
BY RS
DEPUTY


FINANCIAL REPORTS

March 2017


In accordance with Local Government Code 114.026, this affidavit states the current cash and reports in the custody of the county treasurer as of this date of March 31, 2017.



Jason Brinkley,
Cooke County Judge



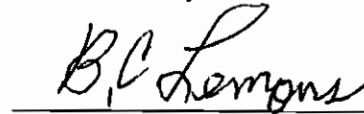
Gary Hollowell,
Commissioner Pct. #1




John Klement,
Commission Pct. #3

Rebecca Lawson, By Pam Hanson,

Rebecca Lawson,
Cooke County Clerk *Chief Deputy Clerk*



B. C. Lemons,
Commissioner Pct. #2



Leon Klement,
Commissioner Pct. #4



MONTHLY REPORT

MARCH 2017

PATTY BRENNAN

COOKE COUNTY TREASURER

TOTALS

PRIOR MONTH ENDING BANK STATEMENT BALANCE \$6,141,899.79 251
 CLEARED DEPOSITS \$1,695,584.51 2
 CLEARED ADDITIONS \$102,783.60 535
 CLEARED CHECKS \$2,643,641.87- 6
 CLEARED DEDUCTIONS \$198,081.40-

CURRENT MONTH ENDING BANK STATEMENT BALANCE \$5,098,544.63

CURRENT MONTH ENDING BANK STATEMENT BALANCE \$5,098,544.63 10
 OUTSTANDING DEPOSITS \$4,446.65
 OUTSTANDING ADDITIONS \$.00
 OUTSTANDING CHECKS \$628,858.33- 514
 OUTSTANDING DEDUCTIONS \$.00

RECONCILED BOOK BALANCE \$4,474,132.95

ENDING STATEMENT DATE 03/31/2017 CLERK: PB

TOTALS

PRIOR MONTH ENDING BANK STATEMENT BALANCE \$132,631.95 3
 CLEARED DEPOSITS \$1,395,979.30
 CLEARED ADDITIONS \$.00
 CLEARED CHECKS \$875,402.42- 62
 CLEARED DEDUCTIONS \$439,616.30- 5

CURRENT MONTH ENDING BANK STATEMENT BALANCE \$213,792.53

CURRENT MONTH ENDING BANK STATEMENT BALANCE \$213,792.53
 OUTSTANDING DEPOSITS \$.00
 OUTSTANDING ADDITIONS \$22,827.21- 23
 OUTSTANDING CHECKS \$1,292.13- 1
 OUTSTANDING DEDUCTIONS

RECONCILED BOOK BALANCE \$189,673.19

ENDING STATEMENT DATE 03/31/2017 CLERK: PB

Cooke County

Attn: Patty Brennan
101 S. Dixon Street
Gainesville, TX 76240

Depositor Statement

March 1, 2017 - March 31, 2017

Account #: 104791304900

Account at-a-Glance

Beginning Balance	2,010,972.59
+ Net Deposits	0.00
+ Net Accrued Interest ²	880.43
Ending Balance	2,011,853.02
Days In Period ⁴	31
Average Daily Balance ⁵	2,010,972.59
Net APY This Period ⁶	0.5155
Available Balance ⁷	2,010,972.59

Depositor Information

Website: www.ficaaccount.com
Support Center: (866) 343-5516

Account Transactions

Description	Date	Amount(USD\$)
No transactions in this period		

Insured Depository Detail

Depository Bank	FDIC Cert#	Balance(USD\$)
Banc of California, National Association	35498	223,641.50
Bank of China - New York Branch	33653	11.16
Bankwell Bank	57368	305.91
Berkshire Bank	23621	153,974.81
Capital Bank	58462	24.16
Capital One National Association	4297	3,893.10
Celtic Bank	57056	1,302.72
CommerceWest Bank	57176	30.60
Covenant Bank	58502	2,311.41
Customers Bank	34444	57,630.15
Farmers Exchange Bank	15118	1,689.74
Fidelity Bank	30895	151.65
First Community Bank	57903	2,858.15
First Internet Bank of Indiana	34607	36,228.85
First Merchants Bank National Association	4365	1,615.56
First National Bank of Long Island	7072	20,674.90
First State Bank	13622	411.76
First State Bank	17884	14.88
Franklin Synergy Bank	58714	16,827.10

Cooke County
 Attn: Patty Brennan
 101 S. Dixon Street
 Gainesville, TX 76240

Depositor Statement

March 1, 2017 - March 31, 2017

Account #: 104791304900

Depository Bank	FDIC Cert#	Balance(USD\$)
Great Western Bank	15289	70,876.22
Guaranty Bank	28670	26,484.13
Hancock Bank	12441	34,087.08
Happy State Bank	10359	172,160.60
Home Savings Bank	35385	17,404.87
Israel Discount Bank of New York	19977	202,871.13
LegacyTexas Bank	58006	33,253.67
MainStreet Bank	57742	117,674.95
Mercantil Commercebank National Association	22953	4,423.04
Merchants Bank of Indiana	8056	247,702.01
Meridian Bank	57777	3,310.75
Mutual Federal Savings Bank of Plymouth	29755	136.72
National Bank of Commerce	57764	22.76
NebraskaLand National Bank	34811	10.24
NexBank SSB	29209	239,409.05
Pacific Enterprise Bank	58415	5,082.54
Pacific Mercantile Bank	34940	77,226.47
Post Oak Bank N.A.	57729	35.69
Quontic Bank	57807	49.26
Riverview Bank	7598	253.68
Signature Bank National Association	57269	13.96
Southwest Bank	18812	116,922.99
Sterling Bank	57813	42.36
Stonegate Bank	57934	58,352.59
SunTrust Bank	867	639.68
Washington Trust Company of Westery	23623	42,070.93
WashingtonFirst Bank	57696	16,213.73
Wolverine Bank Federal Savings Bank	28918	643.38
Aggregate Net Accrued Interest ³		880.43

Total 2,011,853.02

Disclosure Information

¹ The Federally Insured Cash Account (FICA) is not a member of the Federal Deposit Insurance Corporation (FDIC), but the banks in which your money is deposited are FDIC members. The FDIC is an independent agency of the U.S. government that protects the funds depositors place in FDIC insured institutions. FDIC deposit insurance is backed by the full faith and credit of the U.S. government.

² Net Accrued Interest is the estimated amount of your accrued interest earned for the current month less any FICA Fee with respect to such interest. Net Accrued Interest cannot be withdrawn from your account until it is credited to the account. There is no guarantee that you will receive the full amount as stated. Refer to the U.S. Bank Custodial Statement, provided via ficaaccount.com, for further details regarding interest earned and fees charged. Net Accrued Interest is for informational purposes only.

³ Aggregate Net Accrued Interest is the sum of the current month's Net Accrued Interest and any prior period Net Accrued Interest not yet paid.

⁴ Days In Period ("DIP") is the number of days in the period beginning on, and including the later of, the first day of the month or the business day your initial deposit is received by the FICA Custodian if received on or before 12:00PM EST or the business day immediately following if received after 12:00PM EST, and ending on, and including, the last day of the month. DIP does not include any date on which the balance is zero.

⁵ Average Daily Balance is the sum of your beginning balance plus any deposits less any withdrawals averaged across number of days in Days In Period.

⁶ Net APY This Period is the annualized yield that reflects the relationship between the net interest received plus any Net Accrued Interest and the Average Daily Balance for the statement period.

⁷ Available Balance reflects the amount that can be withdrawn as of the date of the statement. This balance is the Ending Balance less the Aggregate Net Accrued Interest amount.

We encourage you to compare the information provided in our statement with the U.S. Bank custody statement. You may access your U.S. Bank custody statement by calling 1-866-343-5516.



Account Info

- » Account Info
 - Average Daily Balance
- » Positions
- » Summary Statements
- » Detailed Activity
- » Manage Users

Positions: Cooke County



Reg ID	Position	Current Balance
-	Accrued Interest	\$880.43
35498	Banc of California; National Association	\$223,641.50
33653	Bank of China - New York Branch	\$11.16
57368	Bankwell Bank	\$305.91
23621	Berkshire Bank	\$153,974.81
58462	Capital Bank	\$24.16
4297	Capital One National Association	\$3,893.10
57056	Celtic Bank	\$1,302.72
57176	CommerceWest Bank	\$30.60
58502	Covenant Bank	\$2,311.41
34444	Customors Bank	\$57,630.15
15118	Farmers Exchange Bank	\$1,689.74
30895	Fidelity Bank	\$151.65
57903	First Community Bank	\$2,858.15
34607	First Internet Bank of Indiana	\$36,228.85
4365	First Merchants Bank National Association	\$1,615.56
7072	First National Bank of Long Island	\$20,674.90
17684	First State Bank	\$14.88
13622	First State Bank	\$411.76
58714	Franklin Synergy Bank	\$16,827.10
15289	Great Western Bank	\$70,876.22
28870	Guaranty Bank	\$26,484.13
12441	Hancock Bank	\$34,087.08
10359	Happy State Bank	\$172,160.60
35385	Home Savings Bank	\$17,404.87
19977	Israel Discount Bank of New York	\$202,871.13
58006	LegacyTexas Bank	\$33,253.67
57742	MainStreet Bank	\$117,674.95
22953	Mercantil Commercebank National Association	\$4,423.04
8056	Merchants Bank of Indiana	\$247,702.01
57777	Meridian Bank	\$3,310.75
29755	Mutual Federal Savings Bank of Plymouth Count	\$136.72
57764	National Bank of Commerce	\$22.76
34811	NebraskaLand National Bank	\$10.24
29209	NexBank SSB	\$239,409.05
58415	Pacific Enterprise Bank	\$5,082.54
34940	Pacific Mercantile Bank	\$77,226.47
57729	Post Oak Bank N.A.	\$35.69
57807	Quontic Bank	\$49.26
7598	Riverview Bank	\$253.68
57269	Signature Bank National Association	\$13.96
18812	Southwest Bank	\$116,922.99
57813	Sterling Bank	\$42.36
57934	Stonegate Bank	\$58,352.59
867	SunTrust Bank	\$639.88
23623	Washington Trust Company of Westerly	\$42,070.93
57696	WashingtonFirst Bank	\$16,213.73
28918	Wolverine Bank Federal Savings Bank	\$643.38
	TOTAL	\$2,011,853.02

Need Help? Contact Us.

We are here for you.
 Call us at (866) 343-5516,
 or email us at
clientservices@StoneCastle.com

INVESTMENTS-TEX STAR
PATTY BRENNAN, COOKE COUNTY TREASURER
MARCH 2017

ACCT NAME	BALANCE FORWARD	DEPOSITS	WITH-DRAWALS	CURRENT INTEREST	ENDING BALANCE
GENERAL	\$ 9,311,852.24	\$ -	\$ -	\$ 4,957.85	\$ 9,316,810.09
R & B -1	\$ 645,952.36	\$ -	\$ -	\$ 343.92	\$ 646,296.28
R & B -2	\$ 445,499.82	\$ -	\$ -	\$ 237.20	\$ 445,737.02
R & B -3	\$ 595,863.16	\$ -	\$ -	\$ 317.26	\$ 596,180.42
R & B -4	\$ 811,060.11	\$ -	\$ -	\$ 431.84	\$ 811,491.95
FM & L	\$ 350,565.86	\$ -	\$ -	\$ 186.67	\$ 350,752.53
ADULT PROBATION	\$ 230,188.11	\$ -	\$ -	\$ 122.55	\$ 230,310.66
PERM IMP	\$ 1,392,111.25	\$ -	\$ -	\$ 741.17	\$ 1,392,852.42
CC LIBRARY	\$ -	\$ 25,000.00	\$ -	\$ 9.80	\$ 25,009.80
JP- CH SECURITY	\$ 10,028.11	\$ -	\$ -	\$ 5.36	\$ 10,033.47
COURTHOUSE SECURITY	\$ 70,052.95	\$ -	\$ -	\$ 37.29	\$ 70,090.24
RECORDS MANAGEMENT	\$ -	\$ 25,000.00	\$ -	\$ 9.80	\$ 25,009.80
RECORDS PRESERVATION	\$ 105,079.40	\$ -	\$ -	\$ 55.96	\$ 105,135.36
ARCHIVE FEES	\$ 25,000.77	\$ -	\$ -	\$ 13.31	\$ 25,014.08
2012 GO REFUNDING	\$ 325,618.84	\$ -	\$ -	\$ 173.36	\$ 325,792.20
STATE FEES	\$ -	\$ 100,000.00	\$ -	\$ 39.20	\$ 100,039.20
TOTAL: TREAS FUND	<u>\$ 14,318,872.98</u>	<u>\$ 150,000.00</u>	<u>\$ -</u>	<u>\$ 7,682.54</u>	<u>\$ 14,476,555.52</u>
YEAR - TO - DATE INTEREST	BAL FORWARD	CURRENT INT.	BALANCE		
	\$ 18,872.98	\$ 7,682.54	\$ 26,555.52		
AVG. YEILD FOR MARCH 2017	0.63%	MKT VALUE PER SHARE	\$ 1.00		

INVESTMENTS-TEXPOOL
PATTY BRENNAN, COOKE COUNTY TREASURER
MARCH 2017

ACCT NAME	BALANCE		WITH-		CURRENT INTEREST	ENDING BALANCE
	FORWARD	DEPOSITS	DRAWALS	DRAWALS		
GENERAL	\$ 8,981,387.50	\$ -	\$ -	\$ -	\$ 4,746.03	\$ 8,986,133.53
R & B -1	\$ 1,207,816.35	\$ -	\$ -	\$ -	\$ 638.23	\$ 1,208,454.58
R & B -2	\$ 510,219.91	\$ -	\$ -	\$ -	\$ 269.63	\$ 510,489.54
R & B -3	\$ 686,885.53	\$ -	\$ -	\$ -	\$ 362.96	\$ 687,248.49
R & B -4	\$ 612,152.13	\$ -	\$ -	\$ -	\$ 323.49	\$ 612,475.62
FM & L	\$ 417,427.08	\$ -	\$ -	\$ -	\$ 220.57	\$ 417,647.65
STATE FUNDS	\$ 8,097.82	\$ -	\$ -	\$ -	\$ 4.33	\$ 8,102.15
TJPC	\$ 5,032.57	\$ -	\$ -	\$ -	\$ 2.64	\$ 5,035.21
DIST CLK PRESERVATION	\$ 10,072.04	\$ -	\$ -	\$ -	\$ 5.38	\$ 10,077.42
COUNTY/DIST TECH	\$ 3,023.28	\$ -	\$ -	\$ -	\$ 1.67	\$ 3,024.95
ADULT PROB	\$ 184,807.80	\$ 40,000.00	\$ -	\$ -	\$ 113.21	\$ 224,921.01
JUV-ISP	\$ 4,821.85	\$ -	\$ -	\$ -	\$ 2.58	\$ 4,824.43
COURT REP	\$ 42,452.75	\$ -	\$ -	\$ -	\$ 22.47	\$ 42,475.22
PERM IMP	\$ 1,327,452.20	\$ -	\$ 100,000.00	\$ -	\$ 686.65	\$ 1,228,138.85
LAW ENFORCEMENT ED	\$ 10,069.99	\$ -	\$ -	\$ -	\$ 5.38	\$ 10,075.37
JP-CH SECURITY	\$ 5,055.60	\$ -	\$ -	\$ -	\$ 2.64	\$ 5,058.24
DIST CLK RECORDS MGMT	\$ 15,111.17	\$ -	\$ -	\$ -	\$ 7.98	\$ 15,119.15
DIST CLK ARCHIVE	\$ 4,029.62	\$ -	\$ -	\$ -	\$ 2.03	\$ 4,031.65
COUNTY ATTY CHECK COLLECT	\$ 4,540.54	\$ -	\$ -	\$ -	\$ 2.34	\$ 4,542.88
JUV PROB-IVE	\$ 6,053.56	\$ -	\$ -	\$ -	\$ 3.17	\$ 6,056.73
LAW LIBRARY	\$ 82,013.34	\$ -	\$ -	\$ -	\$ 43.35	\$ 82,056.69
JP TECH	\$ 16,926.48	\$ -	\$ -	\$ -	\$ 8.95	\$ 16,935.43
CH SECURITY	\$ 157,623.19	\$ -	\$ -	\$ -	\$ 83.29	\$ 157,706.48
REC MGMT	\$ 266,198.96	\$ -	\$ -	\$ -	\$ 140.66	\$ 266,339.62
REC PRESV	\$ 84,252.09	\$ -	\$ -	\$ -	\$ 44.51	\$ 84,296.60
LIBRARY	\$ 22,299.96	\$ -	\$ -	\$ -	\$ 11.76	\$ 22,311.72
ARCHIVE	\$ 54,833.90	\$ -	\$ -	\$ -	\$ 28.98	\$ 54,862.88
DIST ATTY FORFEITURE	\$ 30,261.65	\$ -	\$ -	\$ -	\$ 16.01	\$ 30,277.66
SHERIFF FORFEITURE	\$ 37,765.13	\$ -	\$ -	\$ -	\$ 19.96	\$ 37,785.09

INVESTMENTS-TEXPOOL
PATTY BRENNAN, COOKE COUNTY TREASURER
MARCH 2017

ACCT NAME	BALANCE FORWARD	DEPOSITS	WITH-DRAWALS	CURRENT INTEREST	ENDING BALANCE
JAIL COMMISSARY	\$ 78,496.24	\$ -	\$ -	\$ 41.47	\$ 78,537.71
2004 GO-REFUNDING	\$ 360,902.93	\$ -	\$ -	\$ 190.72	\$ 361,093.65
TOTAL: TREAS FUND	<u>\$ 15,238,083.16</u>	<u>\$ 40,000.00</u>	<u>\$ 100,000.00</u>	<u>\$ 8,053.04</u>	<u>\$ 15,186,136.20</u>
YEAR - TO - DATE INTEREST	BAL FORWARD	CURRENT INT.	BALANCE		
	\$ 25,829.04	\$ 8,053.04	\$ 33,882.08		
AVG. YEILD FOR MARCH 2017		0.62%	MKT VALUE PER SHARE \$		1.00

C.D. INVESTMENTS

LANDMARK BANK

March 2017

<u>C.D.#</u>	<u>PURCHASE DATE</u>	<u>AMOUNT</u>	<u>MAT. DATE</u>
GEN/4170805685	May 24, 2015	500,000.00	May 24, 2017
GEN/4170805677	May 24, 2015	500,000.00	May 24, 2017
Library – Liddell 6451	Jan 17, 2017	7,500.00	Jan 17, 2019
Library – Liddell 6469	Jan 17, 2017	7,500.00	Jan 17, 2019
Library – Rosenstein 5099	Jun 12, 2014	11,000.00	Sept 12, 2017
Library – Rosenstein 5198	Sept 16, 2014	8,000.00	Dec 16, 2017

INT. EARNED MONTHLY:

2-Gen CD's @ .52%
2-(4761 & 4779)Liddell CD's @ .25%
2-(6451 & 6469)Liddell CD's @ .80%
2-Rosenstein CD's @ 1.05%

Interest is deposited into the Treasurer's Fund. The 2 Gen CDs' interest is deposited monthly, and the 4 Library's CDs' interest is deposited quarterly.

PROSPERITY BANK

GEN/14401708	Sept 17, 2015	250,000.00	Sept 17, 2017
--------------	---------------	------------	---------------

INT. EARNED MONTHLY:

Gen CD @ .50%

Interest accrues monthly and is deposited monthly with depository bank into the Treasurer's Fund.

C.D. INVESTMENTS

THE FIRST STATE BANK

March 2017

<u>C.D.#</u>	<u>PURCHASE DATE</u>	<u>AMOUNT</u>	<u>MAT. DATE</u>
GEN/17445	Sept 17, 2015	250,000.00	Sept 17, 2017

INT. EARNED MONTHLY:

Gen CD @ .65%

Interest accrues monthly and is deposited monthly with depository bank into the Treasurer's Fund.

MUENSTER STATE BANK

GEN/2129	Sept 17, 2015	250,000.00	Sept 17, 2017
----------	---------------	------------	---------------

INT. EARNED MONTHLY:

Gen CD @ .75%

Interest accrues monthly and is deposited monthly with depository bank into the Treasurer's Fund.



PROSPERITY BANK

EL CAMPO, TX

Pledge Security Listing

March 31, 2017



A Division of Hilltop Securities

ID	CUSIP	Description	Safeguarding Location	Safeguarding Receipt	Coupon	Maturity Date	Call Date	Moody	S&P	Fitch	FASB115	Face Amount	Current Par	Current Book Value	Market Value	Gain(Loss)
COOKE COUNTY																
2047	3128MBNA1	FHLMC G12885	FHLB	x	5.00	06/01/2021		AAA	AA+	AAA	HTM	157,950	6,364.33	6,364.25	6,650.78	286.53
2107	3141KCS58	FNMA 809257	FHLB	x	5.00	04/01/2021		AAA	AA+	AAA	HTM	105,405	4,022.54	4,022.50	4,198.45	175.96
3643	3129MHQX4	FHLMC G19469	FHLB		2.00	06/01/2028		AAA	AA+	AAA	HTM	212,158	131,236.53	131,649.36	127,118.98	(4,530.37)
Total for COOKE COUNTY												475,513	141,623.40	142,036.11	137,966.21	(4,067.98)



A Division of Hilltop Securities

Although the information in this report has been obtained from sources believed to be reliable, its accuracy cannot be guaranteed.

Inventory | Pledge Entity | v1.2

Page 1 of 1

4/4/2017 12:19:52 PM
1.800.922.9850 | hilltopsecurities.com

report

PAGE 1 03/31/17 19:30:23
 HOLDINGS BAPN032N
 CC3 PROD

FEDERAL RESERVE BANK PLEDGEE

DISTRB PT J1
 AS OF CLOSE OF BUSINESS 03-31-2017

PLEDGEE: COOKE COUNTY
 100 S. DIXON
 RM. 106

J7BM INSTITUTION ID: #J7BM

GAINESVILLE TX 76240

HOLDER : 081500862 - LANDMARK BANK
 ACCOUNT: J7BM - *COOKE COUNTY
 CUSIP #

RESP FRB:H1

BALANCE	BOOK VALUE	BVF	PAR
31300LVH5	FMAR 848716 G 01-01-37	0.4237645900	
200,000.00	84,752.92		
3133TTX48	FGRA 2326ZQ 06/15/31 06-15-31	0.1294118600	
300,000.00	38,823.56		
3133XDVS7	5.25 FHLB 20 EK 12-11-20	1.0000000000	
700,000.00	700,000.00		
313378CR0	2.25 FHLB 22 KW 03-11-22	1.0000000000	
5,000,000.00	5,000,000.00		
313380GJ0	2.00 FHLB 22 WX 09-09-22	1.0000000000	
1,000,000.00	1,000,000.00		
3136ACLE9	FNRM RC025BD R13F025 03-25-33	0.5787086800	
1,400,000.00	810,192.15		
3136AKJK0	FNRM CL041CM R14F041 06-25-40	0.6755900900	
1,000,000.00	675,590.09		
3137B1CT7	FGRM 4195LH 12/15/31 12-15-31	0.5806744800	
600,000.00	348,404.69		
31392WB41	FGRM 2512PG 10/15/22 10-15-22	0.2032931400	
400,000.00	81,317.26		
31394H2Q3	FGRM 2662DH 08/15/23 08-15-23	0.5752515200	
1,200,000.00	690,301.82		
31395HVM9	FGRA 2896BZ 11/15/34 11-15-34	1.1895427000	
200,000.00	237,908.54		
38374F2L7	GNRM 2004-24 ZM 04-20-34	1.0839280560	
700,000.00	758,749.64		
		SUBTOTAL :	
12,700,000.00	10,426,040.67		
		GRAND TOTAL :	
12,700,000.00	10,426,040.67		

Pledge Inventory Report

Landmark Bank
Columbia, MO
FROM 3/1/2017 TO 3/31/2017

Customer ID: 5961
Report Date: 4/1/2017
PAS Rep: Vance Roe
Account Rep: Bob Fitzpatrick

Cusip	Description	Maturity Date	Intent	S&P	Market Price Dt	Original Face	Book Value
Ticket	Location Code/Name	Group	Coupon	Moody	Maturity (Yr)	Par	Market Value
Pledged: J7BM - COOKE COUNTY							
313378CRO	FED HOME LN BK	03/11/2022	AFS	AA+	3/31/2017	5,000,000.00	5,058,542.63
956483	FED - FEDERAL RESERVE BANK	AGY	2.25000	Aaa	4.95	5,000,000.00	5,053,400.05
313380GJ0	FED HOME LN BK	09/09/2022	AFS	AA+	3/31/2017	1,000,000.00	1,000,000.00
988741	FED - FEDERAL RESERVE BANK	AGY	2.00000	Aaa	5.45	1,000,000.00	990,130.00
3133XDVS7	FED HOME LN BK	12/11/2020	AFS	AA+	3/31/2017	700,000.00	779,735.54
933583	FED - FEDERAL RESERVE BANK	AGY	5.25000	Aaa	3.70	700,000.00	786,379.97
31300LVHS	FHLMC ARM POOL #8487	01/01/2037	AFS		3/31/2017	200,000.00	90,486.36
851172	FED - FEDERAL RESERVE BANK	MB3	2.88800		19.77	84,752.92	89,594.85
3133TTX48	fhmc termic ser 2326	06/15/2031	AFS		3/31/2017	300,000.00	43,573.42
783451	FED - FEDERAL RESERVE BANK	MB4	6.50000	NR	14.22	38,823.56	43,843.80
3136ACLE9	FNM13025 BD	03/25/2033	AFS		3/31/2017	1,400,000.00	790,315.74
879680	FED - FEDERAL RESERVE BANK	MB4	2.00000	NR	15.99	810,192.15	801,148.70
3136AKJK0	FNR 2014-41 CM	06/25/2040	AFS		3/31/2017	1,000,000.00	646,904.77
916714	FED - FEDERAL RESERVE BANK	MB4	1.50000	NR	23.25	675,590.09	659,483.95
3137B1CT7	FHL4195 LH	12/15/2031	AFS		3/31/2017	600,000.00	337,153.13
882621	FED - FEDERAL RESERVE BANK	MB4	1.50000	NR	14.72	348,404.69	340,741.87
31392WB41	FHL2512 PG	10/15/2022	AFS		3/31/2017	400,000.00	86,072.07
719835	FED - FEDERAL RESERVE BANK	MB4	5.50000	NR	5.55	81,317.26	88,109.28
31394H2Q3	FHL2662 DH	08/15/2023	AFS		3/31/2017	1,200,000.00	731,123.52
887207	FED - FEDERAL RESERVE BANK	MB4	5.00000	NR	6.38	690,301.82	731,494.68
31395HVM9	FHL2896 BZ	11/15/2034	AFS		3/31/2017	200,000.00	258,922.16
856892	FED - FEDERAL RESERVE BANK	MB4	5.00000	NR	17.64	237,908.54	256,656.63
38374F2L7	GNM04024 ZM	04/20/2034	AFS		3/31/2017	700,000.00	839,517.79
844136	FED - FEDERAL RESERVE BANK	MB4	5.00000	NR	17.07	758,749.64	837,696.08
12	Total Pledged: J7BM - COOKE COUNTY					12,700,000.00	10,662,347.13
						10,426,040.67	10,678,679.86

This report reflects information submitted to us by the customer. It is not intended to be used as the official record of safekeeping location and/or pledged holdings. This information should be provided by the customer's safekeeper.

FTN Financial PASPort
Page 116

Landmark Bank, N.A.
 Cooke County
 As of: Friday, March 31, 2017

Detail Section:

<u>Account No.</u>	<u>Balance</u>	<u>Int Rate</u>	<u>Type</u>	<u>Officer</u>
28002408	\$0	0.00%	TDSV	R1B
28002416	\$0	0.00%	TDSV	R1B
28900090	\$213,793	0.00%	CK	R1B
28900287	\$5,098,545	0.42%	CK	R1B
28900325	\$29,750	0.00%	CK	R1B
28900333	\$0	0.00%	CK	R1B
28900341	\$0	0.00%	CK	R1B
28900368	\$153,672	0.42%	CK	R1B
28900376	\$59,711	0.00%	CK	R1B
28900384	\$107	0.00%	CK	R1B
28900392	\$1,685	0.00%	CK	R1B
28900406	\$94,630	0.00%	CK	R1B
28900414	\$3,357	0.00%	CK	R1B
28900422	\$0	0.00%	CK	R1B
28900449	\$0	0.00%	CK	R1B
28900457	\$0	0.00%	CK	R1B
28900465	\$0	0.00%	CK	R1B
28900481	\$108,806	0.00%	CK	R1B
28900511	\$2,221	0.00%	CK	R1B
28900538	\$4,155	0.00%	CK	R1B
28901259	\$8,710	0.00%	CK	ELE
28901593	\$13,331	0.00%	CK	JDH
4170003539	\$61,584	0.00%	CK	R1B
4170009684	\$0	0.00%	CK	R1B
4170009700	\$4,973	0.00%	CK	R1B
4170013934	\$0	0.00%	CK	JDH
4170023065	\$0	0.00%	CK	R1B
4170045332	\$14,467	0.00%	CK	T1G
4170049177	\$0	0.00%	CK	T1G
4170056479	\$572,692	0.00%	CK	T1G
4170056487	\$500	0.00%	CK	T1G
4170800744	\$0	0.00%	TDSV	JDH
4170800751	\$0	0.00%	TDSV	JDH
4170801528	\$0	0.00%	TDSV	R1B
4170801536	\$0	0.00%	TDSV	R1B
4170802286	\$0	0.00%	TDSV	JDH
4170802294	\$0	0.00%	TDSV	JDH
4170802849	\$0	0.00%	TDSV	JDH

4170802856	\$0	0.00%	TDSV	JDH
4170803896	\$0	0.00%	TDSV	R1B
4170803904	\$0	0.00%	TDSV	R1B
4170804019	\$0	0.00%	TDSV	R1B
4170804142	\$0	0.00%	TDSV	R1B
4170804159	\$0	0.00%	TDSV	R1B
4170804415	\$0	0.00%	TDSV	T1G
4170804423	\$0	0.00%	TDSV	T1G
4170804761	\$0	0.00%	TDSV	T1G
4170804779	\$0	0.00%	TDSV	T1G
4170805073	\$0	0.00%	TDSV	T1G
4170805081	\$0	0.00%	TDSV	T1G
4170805198	\$8,000	1.05%	TDSV	JDH
4170805677	\$500,000	0.52%	TDSV	T1G
4170805685	\$500,000	0.52%	TDSV	T1G
4170806451	\$7,500	0.80%	TDSV	T1G
4170806469	\$7,500	0.80%	TDSV	T1G

Collateral Section:

<u>Description / LOC No.</u>	<u>Amount</u>	<u>Maturity Date</u>
Securities - Market Value	\$10,678,680	(See add'l report)

Pledge Report Summary:

Total Deposits	\$	7,469,686
Plus Additional Coverage (per Agreement)	\$	0
Total Collateral Needed	\$	7,469,686
Collateral Pledged	\$	10,678,680
FDIC Insurance	\$	250,000
Total Collateral Provided	\$	10,928,680
Total Public Funding Excess / (Needed)	\$	3,458,994

FUND NAME	CHECKING ACCOUNT	CHECKING AMOUNT	TDOA ACCOUNT	TDOA AMOUNT	FUND TOTAL
2017 001 GENERAL	TREAS FUND	2,008,534.00	TEXPOOL LOGIC TEXSTAR CERT DEPOS	8,986,133.53 9,316,810.09 2,011,853.02 1,750,000.00	24,073,330.64
2017 011 ROAD & BRIDGE 1	TREAS FUND	404,542.77	TEXPOOL LOGIC TEXSTAR STONE	1,208,454.58 646,296.28	2,259,293.63
2017 012 ROAD & BRIDGE 2	TREAS FUND	527,901.31	TEXPOOL LOGIC TEXSTAR	510,489.54 445,737.02	1,484,127.87
2017 013 ROAD & BRIDGE 3	TREAS FUND	502,965.59	TEXPOOL LOGIC TEXSTAR	687,248.49 596,180.42	1,786,394.50
2017 014 ROAD & BRIDGE 4	TREAS FUND	427,657.79	TEXPOOL LOGIC TEXSTAR	612,475.62 811,491.95	1,851,625.36
2017 018 CERT2 TIF	TREAS FUND		TEXPOOL LOGIC		
2017 019 FM & LATERAL	TREAS FUND	42,373.83	TEXPOOL LOGIC TEXSTAR	417,647.65 350,752.53	810,774.01
2017 020 TJPC	TREAS FUND	19,622.43	TEXPOOL LOGIC TEXSTAR	5,035.21	24,657.64
2017 021 JUVENILE PROB-ISP	TREAS FUND	7,225.32	TEXPOOL LOGIC TEXSTAR	4,824.43	12,049.75
2017 022 JUVENILE PROBATION	TREAS FUND	10,920.84	TEXPOOL LOGIC		10,920.84
2017 023 JUVENILE PROB. IV-E	TREAS FUND	7,988.88	TEXPOOL LOGIC TEXSTAR	6,056.73	14,045.61
2017 028 ADULT PROBATION	TREAS FUND	57,784.06	TEXPOOL LOGIC TEXSTAR	224,921.01 230,310.66	513,015.73
2017 029 COMMUNITY CORRECTIONS	TREAS FUND	19,566.02	TEXPOOL LOGIC		19,566.02
2017 031 CONTRACT ELECTIONS	TREAS FUND	3,841.05	TEXPOOL LOGIC		3,841.05
2017 032 DISTRICT CLERK PRESERVATION	TREAS FUND	26,823.61	TEXPOOL LOGIC		10,077.42

DATE	FUND NAME	CHECKING ACCOUNT	CHECKING AMOUNT	TDPA ACCOUNT	TDPA AMOUNT	FUND TOTAL
2017 033	COUNTY/DISTRICT TECHNOLOGY	TREAS FUND	1,230.45	TEXPOOL LOGIC TEXSTAR	3,024.95	36,901.03
2017 034	COURT REPORTER	TREAS FUND	3,156.22	TEXPOOL LOGIC TEXSTAR	42,475.22	4,255.40
2017 035	PERMANENT IMPROVEMENT	TREAS FUND	4,824.17-	TEXPOOL LOGIC TEXSTAR STONE	1,228,138.85	45,631.44
2017 037	LAW ENFORCEMENT ED	TREAS FUND	7,528.62	TEXPOOL LOGIC TEXSTAR	10,075.37	2,616,167.10
2017 038	JP TECH	TREAS FUND	14,867.29	TEXPOOL LOGIC TEXSTAR	16,935.43	17,603.99
2017 040	LAW LIBRARY	TREAS FUND	48,292.20	TEXPOOL LOGIC TEXSTAR	82,056.69	31,802.72
2017 041	CC LIBRARY FUND	TREAS FUND	13,962.26	TEXPOOL LOGIC TEXSTAR	22,311.72	130,348.89
2017 042	CC HISTORICAL COMM.	TREAS FUND	4,153.73	TEXPOOL LOGIC TEXSTAR	5,058.24	61,283.78
2017 043	JP COURTHOUSE SECURITY	TREAS FUND	3,194.92	TEXPOOL LOGIC TEXSTAR	10,033.47	4,153.73
2017 044	COURTHOUSE SECURITY	TREAS FUND	30,182.76	TEXPOOL LOGIC TEXSTAR	157,706.48	18,286.63
2017 045	FLOOD DAMAGE	TREAS FUND	17,742.00	TEXPOOL LOGIC	70,090.24	257,979.48
2017 046	CHAPTER 19	TREAS FUND		TEXPOOL		17,742.00
2017 047	CC RECORDS MANAGEMENT	TREAS FUND	4,836.45	TEXPOOL LOGIC TEXSTAR	266,339.62	4,836.45
2017 048	COUNTY RECORDS MANAGEMENT	TREAS FUND	32,297.25	TEXPOOL LOGIC TEXSTAR	25,009.80	323,646.67
2017 049	CC RECORDS PRESERVATION	TREAS FUND	47,238.97	TEXPOOL LOGIC TEXSTAR	84,296.60	236,670.93

FUND NAME	CHECKING ACCOUNT	CHECKING AMOUNT	TDOA ACCOUNT	TDOA AMOUNT	FUND TOTAL
2017 050 DIST CLERK RECORDS MANAGEMENT	TREAS FUND	26,022.24	TEXPOOL LOGIC TEXSTAR	15,119.15	41,141.39
2017 051 DISTRICT CLERK ARCHIVE	TREAS FUND	21,076.60	TEXPOOL LOGIC TEXSTAR	4,031.65	25,108.25
2017 052 COUNTY CLERK ARCHIVE FEE	TREAS FUND	38,154.03	TEXPOOL LOGIC TEXSTAR	54,862.88	118,030.99
2017 053 CA CHECK COLLECTING	TREAS FUND	1,264.08	TEXPOOL LOGIC TEXSTAR	4,542.88	5,806.96
2017 054 DA CHECK COLLECTING	TREAS FUND	75.34	TEXPOOL		75.34
2017 055 CO ATTY FORFEITURE	TREAS FUND		TEXPOOL LOGIC TEXSTAR	30,277.66	97,600.05
2017 056 DISTRICT ATTY FORFEITURE	TREAS FUND	67,322.39	TEXPOOL LOGIC TEXSTAR		36,669.55
2017 057 D A SEIZURE FUND	TREAS FUND	36,669.55	TEXPOOL LOGIC TEXSTAR	37,785.09	100,458.83
2017 058 SHERIFF FORFEITURE	TREAS FUND	62,673.74	TEXPOOL LOGIC TEXSTAR	78,537.71	108,202.53
2017 059 JAIL COMMISSARY	TREAS FUND	29,664.82	TEXPOOL LOGIC TEXSTAR		
2017 060 INTEREST & SINKING	TREAS FUND		TEXPOOL LOGIC TEXSTAR	361,093.65	721,444.93
2017 061 2004 GO REFUNDING DEBT SERVITREAS	TREAS FUND	34,559.08	TEXPOOL LOGIC TEXSTAR	325,792.20	
2017 070 BOND FUND	TREAS FUND		TEXPOOL LOGIC	8,102.15	160,802.51
2017 088 STATE FEES	TREAS FUND	52,661.16	TEXPOOL LOGIC TEXSTAR	100,039.20	
2017 090 OFFICER'S TRUST	TREAS FUND		TEXPOOL		
2017 091 LIBRARY TRUST - LIDDELL	TREAS FUND	1,402.83	CERT DEPOS	15,000.00	16,402.83
2017 092 LIBRARY TRUST - ROSENSTEIN	TREAS FUND	2,127.32	CERT DEPOS	19,000.00	21,127.32
2017 098 PAYROLL CLEARING	PAYROLL	996,794.97			996,794.97

FUND NAME	CHECKING ACCOUNT	CHECKING AMOUNT	TDOA ACCOUNT	TDOA AMOUNT	FUND TOTAL
2017 100 CHILD ABUSE PREVENTION FUND	TREAS FUND	284.28	TEXPOOL		284.28
2017 101 PRETRIAL DIVERSION	TREAS FUND	8,855.68	TEXPOOL		8,855.68
TOTAL		5,671,214.56		33,458,544.74	39,129,759.30

CHECK ACCOUNT

CHECK

ACCOUNT BALANCE - TREPAS FUND

4,674,419.59

ACCOUNT BALANCE - PAYROLL

996,794.97

TOTAL

5,671,214.56

TDOA ACCOUNT

TDOA

ACCOUNT BALANCE - TEXPOOL

15,186,136.20

ACCOUNT BALANCE - TEXSTAR

14,476,555.52

ACCOUNT BALANCE - STONE

2,011,853.02

ACCOUNT BALANCE - CERT DEPOS

1,784,000.00

TOTAL

33,458,544.74

ACCOUNT NAME	BEGINNING CASH BALANCE	CASH RECEIPTS	CASH DISBURSEMENTS	ENDING CASH BALANCE
2017 001 GENERAL	3,100,929.20	857,841.48	1,950,236.68	2,008,534.00
CASH - GENERAL FUND	1,779.00	.00	.00	1,779.00
CASH ON HAND	8,981,387.50	4,746.03	.00	8,986,133.53
CASH INVESTED-TEXPOOL	.00	.00	.00	.00
CASH INVESTED - LOGIC	9,311,852.24	4,957.85	.00	9,316,810.09
CASH INVESTED - TEXTSTAR	2,010,972.59	880.43	.00	2,011,853.02
CASH INVESTED - STONE CASTLE	.00	.00	.00	.00
T-BILLS - INVESTMENTS	1,750,000.00	.00	.00	1,750,000.00
CASH INVESTMENT-CD	25,156,920.53	868,425.79	1,950,236.68	24,075,109.64
FUND TOTALS				

ACCOUNT NAME	BEGINNING CASH BALANCE	CASH RECEIPTS	CASH DISBURSEMENTS	ENDING CASH BALANCE
2017 011 ROAD & BRIDGE 1	450,072.09	78,109.24	123,638.56	404,542.77
CASH - ROAD & BRIDGE # 1	1,207,816.35	638.23	.00	1,208,454.58
CASH INVESTED	.00	.00	.00	.00
CASH INVESTED - LOGIC	645,952.36	343.92	.00	646,296.28
CASH INVESTED - TEXTSTAR	.00	.00	.00	.00
STONE CASTLE	.00	.00	.00	.00
T-BILL INVESTMENTS	2,303,840.80	79,091.39	123,638.56	2,259,293.63
FUND TOTALS				

ACCOUNT NAME	BEGINNING CASH BALANCE	CASH RECEIPTS	CASH DISBURSEMENTS	ENDING CASH BALANCE
2017 012 ROAD & BRIDGE 2	446,611.06	193,644.82	112,354.57	527,901.31
CASH - ROAD & BRIDGE # 2	510,219.91	269.63	.00	510,489.54
CASH INVESTED	.00	.00	.00	.00
CASH INVESTED - LOGIC	445,499.82	237.20	.00	445,737.02
CASH INVESTED - TEXTSTAR	.00	.00	.00	.00
T-BILL INVESTMENTS	1,402,330.79	194,151.65	112,354.57	1,484,127.87
FUND TOTALS				

ACCOUNT NAME	BEGINNING CASH BALANCE	CASH RECEIPTS	CASH DISBURSEMENTS	ENDING CASH BALANCE
2017 013 ROAD & BRIDGE 3	521,934.57	78,458.68	97,427.66	502,965.59
CASH - ROAD & BRIDGE # 3	686,885.53	362.96	.00	687,248.49
CASH INVESTED	.00	.00	.00	.00
CASH INVESTED - LOGIC	595,863.16	317.26	.00	596,180.42
CASH INVESTED - TEXTSTAR	.00	.00	.00	.00
T-BILL INVESTMENTS	1,804,683.26	79,138.90	97,427.66	1,786,394.50
FUND TOTALS				

ACCOUNT NAME	BEGINNING CASH BALANCE	CASH RECEIPTS	CASH DISBURSEMENTS	ENDING CASH BALANCE
2017 014 ROAD & BRIDGE 4	398,641.46	190,075.05	161,058.72	427,657.79
CASH - ROAD & BRIDGE # 4	612,152.13	323.49	.00	612,475.62
CASH INVESTED	.00	.00	.00	.00
CASH INVESTED - LOGIC	811,060.11	431.84	.00	811,491.95
CASH INVESTED - TEXTSTAR	.00	.00	.00	.00
T-BILL INVESTMENTS	1,821,853.70	190,830.38	161,058.72	1,851,625.36
FUND TOTALS				

ACCOUNT NAME	BEGINNING CASH BALANCE	CASH RECEIPTS	CASH DISBURSEMENTS	ENDING CASH BALANCE
2017 018 CERT2 TIF	.00	.00	.00	.00
CASH - CERT2 TIF	.00	.00	.00	.00
CASH INVESTED	.00	.00	.00	.00
CASH INVESTED - LOGIC	.00	.00	.00	.00
T-BILL INVESTMENT	.00	.00	.00	.00
FUND TOTALS	.00	.00	.00	.00

ACCOUNT NAME	BEGINNING CASH BALANCE	CASH RECEIPTS	CASH DISBURSEMENTS	ENDING CASH BALANCE
2017 019 FM & LATERAL	42,278.10	113.27	17.54	42,373.83
CASH - FM & LATERAL	417,427.08	220.57	.00	417,647.65
CASH INVESTED	.00	.00	.00	.00
CASH INVESTED - LOGIC	350,565.86	186.67	.00	350,752.53
CASH INVESTED - TEXTSTAR				

ACCOUNT NAME	BEGINNING CASH BALANCE	CASH RECEIPTS	CASH DISBURSEMENTS	ENDING CASH BALANCE
2017 020 TJPBC				
-- T.J.P.C.	22,974.58	24,570.19	27,922.34-	19,622.43
CASH INVESTED	5,032.57	2.64	.00	5,035.21
CASH INVESTED - LOGIC	.00	.00	.00	.00
CASH INVESTED - TEKSTAR	28,007.15	24,572.83	27,922.34-	24,657.64
FUND TOTALS	28,007.15	24,572.83	27,922.34-	24,657.64
2017 021 JUVENILE PROB-ISP				
CASH - JUVENILE PROBATION	7,222.43	2.89	.00	7,225.32
INVESTMENTS	4,821.85	2.58	.00	4,824.43
CASH INVESTED - LOGIC	.00	.00	.00	.00
CASH INVESTED - TEKSTAR	.00	.00	.00	.00
FUND TOTALS	12,044.28	5.47	.00	12,049.75
2017 022 JUVENILE PROBATION				
CASH - JUV. PROB. DIV	10,856.43	64.41	.00	10,920.84
INVESTMENTS	.00	.00	.00	.00
FUND TOTALS	10,856.43	64.41	.00	10,920.84
2017 023 JUVENILE PROB. IV-E				
CASH - IV-E	7,985.68	3.20	.00	7,988.88
CASH INVESTED	6,053.56	3.17	.00	6,056.73
CASH INVESTED - LOGIC	.00	.00	.00	.00
CASH INVESTED - TEKSTAR	.00	.00	.00	.00
FUND TOTALS	14,039.24	6.37	.00	14,045.61
2017 028 ADULT PROBATION				
CASH - ADULT PROBATION	96,122.14	70,449.43	108,787.51-	57,784.06
CASH ON HAND	75.00	.00	.00	75.00
CASH INVESTED - TEKPOOL	184,807.80	40,113.21	.00	224,921.01
CASH INVESTED - LOGIC	.00	.00	.00	.00
CASH INVESTED - TEKSTAR	230,188.11	122.55	.00	230,310.66
FUND TOTALS	511,193.05	110,685.19	108,787.51-	513,090.73
2017 029 COMMUNITY CORRECTIONS				
CASH - COMMUNITY CORRECTI	11,103.55	16,480.00	8,017.53-	19,566.02
INVESTMENTS	.00	.00	.00	.00
CASH INVESTED - LOGIC	.00	.00	.00	.00
FUND TOTALS	11,103.55	16,480.00	8,017.53-	19,566.02
2017 031 CONTRACT ELECTIONS				
CASH - CONTRACT ELECTIONS	3,839.51	1.54	.00	3,841.05
CASH INVESTED - TEKPOOL	.00	.00	.00	.00
CASH INVESTED - LOGIC	.00	.00	.00	.00
FUND TOTALS	3,839.51	1.54	.00	3,841.05
2017 032 DISTRICT CLERK PRESERVATION				
CASH - DISTRICT CLERK PRESVATI	26,282.98	540.63	.00	26,823.61
INVESTMENTS	10,072.04	5.38	.00	10,077.42
CASH INVESTED - LOGIC	.00	.00	.00	.00
CASH INVESTED - TEKSTAR	.00	.00	.00	.00
FUND TOTALS	36,355.02	546.01	.00	36,901.03
2017 033 COUNTY/DISTRICT TECHNOLOGY FUN				
CASH - COUNTY/DISTRICT TECH	5,708.17	356.59	4,834.31-	1,230.45

ACCOUNT NAME	BEGINNING CASH BALANCE	CASH RECEIPTS	CASH DISBURSEMENTS	ENDING CASH BALANCE
INVESTMENTS	3,023.28	1.67	.00	3,024.95
CASH INVESTED - LOGIC	.00	.00	.00	.00
CASH INVESTED - TEXSTAR	.00	.00	.00	.00
FUND TOTALS	8,731.45	358.26	4,834.31	4,255.40

2017 034 COURT REPORTER				
CASH - COURT REPORTER FUND	2,180.19	976.03	.00	3,156.22
INVESTMENTS	42,452.75	22.47	.00	42,475.22
CASH INVESTED - LOGIC	.00	.00	.00	.00
CASH INVESTED - TEXSTAR	.00	.00	.00	.00
FUND TOTALS	44,632.94	998.50	.00	45,631.44

2017 035 PERMANENT IMPROVEMENT				
CASH - PERMANENT IMPROVEM	27,520.01	118,091.82	150,436.00	4,824.17
CASH INVESTED	1,327,452.20	686.65	100,000.00	1,228,138.85
CASH INVESTED - LOGIC	.00	.00	.00	.00
CASH INVESTED - TEXSTAR	1,392,111.25	741.17	.00	1,392,852.42
STONE CASTLE	.00	.00	.00	.00
T-BILL INVESTMENTS	.00	.00	.00	.00
FUND TOTALS	2,747,083.46	119,519.64	250,436.00	2,616,167.10

2017 037 LAW ENFORCEMENT ED				
CASH - LAW ENFORCEMENT ED	3,529.54	5,048.57	1,049.49	7,528.62
CASH INVESTED	10,069.99	5.38	.00	10,075.37
CASH INVESTED - LOGIC	.00	.00	.00	.00
CASH INVESTED - TEXSTAR	.00	.00	.00	.00
FUND TOTALS	13,599.53	5,053.95	1,049.49	17,603.99

2017 038 JP TECH				
CASH - J P TECH FUND	13,739.46	1,620.75	492.92	14,867.29
INVESTMENTS	16,926.48	8.95	.00	16,935.43
CASH INVESTED - LOGIC	.00	.00	.00	.00
CASH INVESTED - TEXSTAR	.00	.00	.00	.00
FUND TOTALS	30,665.94	1,629.70	492.92	31,802.72

2017 040 LAW LIBRARY				
CASH - LAW LIBRARY	46,932.88	1,777.06	417.74	48,292.20
CASH INVESTED	82,013.34	43.35	.00	82,056.69
CASH INVESTED - LOGIC	.00	.00	.00	.00
CASH INVESTED - TEXSTAR	.00	.00	.00	.00
FUND TOTALS	128,946.22	1,820.41	417.74	130,348.89

2017 041 CC LIBRARY FUND				
CASH - COOKE COUNTY LIBRA	37,987.79	2,183.61	26,209.14	13,962.26
CASH INVESTED	22,299.96	11.76	.00	22,311.72
CASH INVESTED - LOGIC	.00	.00	.00	.00
CASH INVESTED - TEXSTAR	.00	25,009.80	.00	25,009.80
T-BILL INVESTMENTS	.00	.00	.00	.00
FUND TOTALS	60,287.75	27,205.17	26,209.14	61,283.78

2017 042 CC HISTORICAL COMM.				
CASH - COOKE CO. HISTORIC	4,152.07	1.66	.00	4,153.73
FUND TOTALS	4,152.07	1.66	.00	4,153.73

2017 043 JP COURTHOUSE SECURITY				
CASH - JP COURTHOUSE SECURITY	2,822.03	396.99	24.10	3,194.92
CASH INVESTED	5,055.60	2.64	.00	5,058.24

ACCOUNT NAME	BEGINNING CASH BALANCE	CASH RECEIPTS	CASH DISBURSEMENTS	ENDING CASH BALANCE
2017 044 COURTHOUSE SECURITY				
CASH - COURTHOUSE SECURITY	47,841.50	2,726.26	20,385.00-	30,182.76
CASH INVESTED - LOGIC	157,623.19	83.29	.00	157,706.48
CASH INVESTED - TEXSTAR	.00	.00	.00	.00
FUND TOTALS	275,517.64	37.29	20,385.00-	257,979.48
2017 045 FLOOD DAMAGE				
CASH - FLOOD DAMAGE	17,742.00	.00	.00	17,742.00
CASH INVESTED - TEXPOOL	.00	.00	.00	.00
CASH INVESTED - LOGIC	17,742.00	.00	.00	17,742.00
FUND TOTALS	17,742.00	.00	.00	17,742.00
2017 046 CHAPTER 19				
CASH - CHAPTER 19	.00	.00	.00	.00
INVESTMENTS	.00	.00	.00	.00
FUND TOTALS	.00	.00	.00	.00
2017 047 CC RECORDS MANAGEMENT				
CASH - CC RECORDS MANAGEMENT	4,657.37	179.08	.00	4,836.45
INVESTMENTS - TEXPOOL	.00	.00	.00	.00
FUND TOTALS	4,657.37	179.08	.00	4,836.45
2017 048 COUNTY RECORDS MANAGEMENT				
CASH - RECORDS MANAGEMENT	54,685.26	2,611.99	25,000.00-	32,297.25
CASH INVESTED - TEXPOOL	266,198.96	140.66	.00	266,339.62
CASH INVESTED - LOGIC	.00	.00	.00	.00
CASH INVESTED - TEXSTAR	.00	25,009.80	.00	25,009.80
FUND TOTALS	320,884.22	27,762.45	25,000.00-	323,646.67
2017 049 CC RECORDS PRESERVATION				
CASH - RECORDS PRESERVATI	68,853.36	8,385.61	30,000.00-	47,238.97
CASH INVESTED -TEXPOOL	84,252.09	44.51	.00	84,296.60
CASH INVESTED - LOGIC	.00	.00	.00	.00
CASH INVESTED - TEXSTAR	105,079.40	55.96	.00	105,135.36
FUND TOTALS	258,184.85	8,486.08	30,000.00-	236,670.93
2017 050 DIST CLERK RECORDS MANAGEMENT				
CASH - D C RECORDS MANAGEMENT	25,626.23	396.01	.00	26,022.24
CASH INVESTED	15,111.17	7.98	.00	15,119.15
CASH INVESTED - LOGIC	.00	.00	.00	.00
CASH INVESTED - TEXSTAR	.00	.00	.00	.00
FUND TOTALS	40,737.40	403.99	.00	41,141.39
2017 051 DISTRICT CLERK ARCHIVE				
DISTRICT CLERK ARCHIVE	20,698.24	378.36	.00	21,076.60
INVESTMENTS	4,029.62	2.03	.00	4,031.65
CASH INVESTED - LOGIC	.00	.00	.00	.00
CASH INVESTED - TEXSTAR	.00	.00	.00	.00
FUND TOTALS	24,727.86	380.39	.00	25,108.25
2017 052 COUNTY CLERK ARCHIVE FEE				
CASH -RECORDS ARCHIVE	62,311.63	7,786.30	31,943.90-	38,154.03

ACCOUNT NAME	BEGINNING	CASH RECEIPTS	CASH DISBURSEMENTS	ENDING
INVESTMENTS	CASH BALANCE	28.98	.00	54,862.88
CASH INVESTED - LOGIC	54,833.90	.00	.00	.00
CASH INVESTED - TEXSTAR	25,000.77	13.31	.00	25,014.08
FUND TOTALS	142,146.30	7,828.59	31,943.90	118,030.99

2017 053 CA CHECK COLLECTING	CASH - CHECK COLLECTING &	215.00	1,583.81	1,264.08
CASH - CHECK COLLECTING		2,632.89	.00	4,542.88
CASH INVESTED		4,540.54	.00	.00
CASH INVESTED - LOGIC		.00	.00	.00
CASH INVESTED - TEXSTAR		.00	.00	.00
FUND TOTALS		7,173.43	217.34	1,583.81

2017 054 DA CHECK COLLECTING	CASH - DA CHECK COLLECTING	.00	.00	.00
CASH INVESTED		75.34	.00	75.34
FUND TOTALS		75.34	.00	75.34

2017 055 CO ATTY FOREFEITURE	FUND TOTALS	.00	.00	.00
------------------------------	-------------	-----	-----	-----

2017 056 DISTRICT ATTY FOREFEITURE	CASH - D.A. FOREFEITURE FU	807.60	.00	67,322.39
CASH - D.A. FOREFEITURE FU		66,514.79	.00	30,277.66
CASH INVESTED - LOGIC		30,261.65	.00	.00
CASH INVESTED - TEXSTAR		.00	.00	.00
FUND TOTALS		96,776.44	823.61	97,600.05

2017 057 D A SEIZURE FUND	CASH - SEIZURE-LAM	3,985.00	15,284.00	36,669.55
CASH - SEIZURE-LAM		47,968.55	.00	.00
INVESTMENTS		47,968.55	3,985.00	36,669.55
FUND TOTALS		47,968.55	15,284.00	36,669.55

2017 058 SHERIFF FOREFEITURE	CASH - SHERIFF FOREFEITURE	50,228.27	1,411.96	62,673.74
CASH - SHERIFF FOREFEITURE		13,857.43	.00	37,785.09
INVESTMENTS		37,765.13	19.96	.00
CASH INVESTED - LOGIC		.00	.00	.00
CASH INVESTED - TEXSTAR		.00	.00	.00
FUND TOTALS		51,622.56	50,248.23	100,458.83

2017 059 JAIL COMMISSARY	CASH - JAIL COMMISSARY	1,890.24	653.87	29,664.82
CASH - JAIL COMMISSARY		28,428.45	41.47	78,537.71
CASH INVESTED - LOGIC		78,496.24	.00	.00
CASH INVESTED - TEXSTAR		.00	.00	.00
FUND TOTALS		106,924.69	1,931.71	108,202.53

2017 060 INTEREST & SINKING	CASH - INTEREST & SINKING	.00	.00	.00
CASH - INTEREST & SINKING		.00	.00	.00
CASH INVESTED		.00	.00	.00
CASH INVESTED - LOGIC		.00	.00	.00
T-BILL INVESTMENTS		.00	.00	.00
FUND TOTALS		.00	.00	.00

2017 061 2004 GO REFUNDING DEBT SERVICE	CASH - 2004 GO REFUNDING D/S	19,004.71	.00	34,559.08
CASH - 2004 GO REFUNDING D/S		15,554.37	.00	361,093.65
CASH INVESTED		360,902.93	.00	.00
CASH INVESTED - LOGIC		.00	.00	.00

ACCOUNT NAME	BEGINNING CASH BALANCE	CASH RECEIPTS	CASH DISBURSEMENTS	ENDING CASH BALANCE
2017 070 BOND FUND				
CASH - CONSTRUCTION FUND				
CASH INVESTED	.00	.00	.00	.00
CASH INVESTED - LOGIC	.00	.00	.00	.00
FUND TOTALS	.00	.00	.00	.00
2017 086 STATE FEES				
CASH - STATE FEES	86,506.79	66,197.90	100,043.53	52,661.16
CASH INVESTED	8,097.82	4.33	.00	8,102.15
CASH INVESTED - LOGIC	.00	.00	.00	.00
CASH INVESTED - TEXSTAR	.00	100,039.20	.00	100,039.20
FUND TOTALS	94,604.61	166,241.43	100,043.53	160,802.51
2017 090 OFFICER'S TRUST				
CASH-OFFICERS TRUST	.00	.00	.00	.00
CASH INVESTED	.00	.00	.00	.00
CASH INVESTED - LOGIC	.00	.00	.00	.00
FUND TOTALS	.00	.00	.00	.00
2017 091 LIBRARY TRUST - LIDDELL				
CASH-LIBRARY TRUST/LIDDELL	1,402.27	.56	.00	1,402.83
CD INVESTMENT	15,000.00	.00	.00	15,000.00
FUND TOTALS	16,402.27	.56	.00	16,402.83
2017 092 LIBRARY TRUST - ROSENSTEIN				
CASH-LIBRARY TRUST/ROSENSTEIN	2,077.32	50.00	.00	2,127.32
CD INVESTMENT	19,000.00	.00	.00	19,000.00
FUND TOTALS	21,077.32	50.00	.00	21,127.32
2017 098 PAYROLL CLEARING				
CASH - PAYROLL CLEARING	143.46	1,395,979.30	399,040.87	996,794.97
INVESTMENTS	.00	.00	.00	.00
FUND TOTALS	143.46	1,395,979.30	399,040.87	996,794.97
2017 100 CHILD ABUSE PREVENTION FUND				
CASH-CHILD ABUSE PREVENTION	284.17	.11	.00	284.28
CASH INVESTED	.00	.00	.00	.00
FUND TOTALS	284.17	.11	.00	284.28
2017 101 PRETRIAL DIVERSION				
CASH-PRETRIAL DIVERSION	8,854.00	1.68	.00	8,855.68
CASH INVESTED	.00	.00	.00	.00
CASH INVESTED - LOGIC	.00	.00	.00	.00
FUND TOTALS	8,854.00	1.68	.00	8,855.68
GRAND TOTALS	39,221,637.15	3,408,247.90	3,498,271.75	39,131,613.30