

AFFIDAVIT

STATE OF TEXAS

COUNTY OF COOKE


The members of the Commissioners' Court of Cooke County, Texas, state as follows:

The requirement of Subsection (C) of the Texas Local Government Code, §114.026 have been met for the term of **January 2017**. The amount of cash and other assets in the custody of the County Treasurer at the time of examination are:

Cash (includes on hand, money market accounts, and short term investments) **\$ 37,735,282.98**


Other Assets (long term investments) \$ 0.00.

Sworn to and subscribed this 13 day of February, 2017.




Jason Brinkley, Cooke County Judge


Gary Hollowell, Commissioner, Pct 1



John Klement, Commissioner, Pct 3




B. C. Lemons, Commissioner, Pct 2




Leon Klement, Commissioner, Pct 4

ATTEST:




Rebecca Lawson, County Clerk

**FILED FOR RECORD
17 FEB 13 PM 1:05
REBECCA LAWSON
COUNTY CLERK, COOKE CO. TX
BY  DEPUTY**


FINANCIAL REPORTS

January 2017

In accordance with Local Government Code 114.026, this affidavit states the current cash and reports in the custody of the county treasurer as of this date of January 31, 2017.




Jason Brinkley,
Cooke County Judge




Rebecca Lawson,
Cooke County Clerk


Gary Hollowell,
Commissioner Pct. #1



B. C. Lemons,
Commissioner Pct. #2



John Klement,
Commission Pct. #3




Leon Klement,
Commissioner Pct. #4

FILED FOR RECORD

17 FEB 13 PM 1:05

REBECCA LAWSON
COUNTY CLERK, COOKE CO. TX

BY  DEPUTY



MONTHLY REPORT

JANUARY 2017

PATTY BRENNAN

COOKE COUNTY TREASURER

TOTALS

PRIOR MONTH ENDING BANK STATEMENT BALANCE \$7,414,195.87 243
 CLEARED DEPOSITS \$7,455,157.93 3
 CLEARED ADDITIONS \$68,588.49 3
 CLEARED CHECKS \$2,136,363.38- 460
 CLEARED DEDUCTIONS \$5,860,098.18- 5

CURRENT MONTH ENDING BANK STATEMENT BALANCE \$6,941,480.73

CURRENT MONTH ENDING BANK STATEMENT BALANCE \$6,941,480.73
 OUTSTANDING DEPOSITS 5.00
 OUTSTANDING ADDITIONS 5.00
 OUTSTANDING CHECKS \$338,949.69- 404
 OUTSTANDING DEDUCTIONS 5.00

RECONCILED BOOK BALANCE \$6,602,531.04

ENDING STATEMENT DATE 01/31/2017 CLERK: PB

TOTALS

PRIOR MONTH ENDING BANK STATEMENT BALANCE \$139,822.17 3
 CLEARED DEPOSITS \$927,344.22
 CLEARED ADDITIONS \$.00
 CLEARED CHECKS \$62,837.73- 73
 CLEARED DEDUCTIONS \$874,432.60- 6

CURRENT MONTH ENDING BANK STATEMENT BALANCE \$129,896.06

CURRENT MONTH ENDING BANK STATEMENT BALANCE \$129,896.06
 OUTSTANDING DEPOSITS \$.00
 OUTSTANDING ADDITIONS \$.00
 OUTSTANDING CHECKS \$1,221.31- 7
 OUTSTANDING DEDUCTIONS \$.00

RECONCILED BOOK BALANCE \$128,674.75

ENDING STATEMENT DATE 01/31/2017 CLERK: PB

Cooke County

Attn: Patty Brennan
101 S. Dixon Street
Gainesville, TX 76240

Depositor Statement

January 1, 2017 - January 31, 2017

Account #: 104791304900

Account at-a-Glance

Beginning Balance	2,009,464.37
+ Net Deposits	0.00
+ Net Accrued Interest ²	768.01
Ending Balance	2,010,232.38
Days In Period ⁴	31
Average Daily Balance ⁵	2,009,464.37
Net APY This Period ⁶	0.4500
Available Balance ⁷	2,009,464.37

Depositor Information

Website: www.ficaaccount.com
Support Center: (866) 343-5516

Account Transactions

Description	Date	Amount(USD\$)
No transactions in this period		

Insured Depository Detail

Depository Bank	FDIC Cert#	Balance(USD\$)
Bankers Bank of Kansas	27351	1,437.56
BofI Federal Bank	35546	43,825.84
CapStar Bank	58823	30,128.73
Capital Bank National Association	35278	5,169.66
Celtic Bank	57056	13,762.64
Centrue Bank	3744	12,986.56
ConnectOne Bank	57919	10,031.21
Farmers Exchange Bank	15118	2,428.36
Fidelity Bank	30895	86,081.97
First Bank	12229	43,450.61
First Choice Bank	58471	10,179.40
First Community Bank	57903	1,496.30
First Guaranty Bank	14028	20,406.82
First Internet Bank of Indiana	34607	30,470.28
First Virginia Community Bank	58696	2,535.76
Front Range Bank	34401	1,442.24
Great Western Bank	15289	113,146.27
Happy State Bank	10359	168,986.38
Hardin County Bank	20993	1,375.26

Cooke County

Attn: Patty Brennan
101 S. Dixon Street
Gainesville, TX 76240

Depositor Statement

January 1, 2017 - January 31, 2017

Account #: 104791304900

Depository Bank	FDIC Cert#	Balance(USD\$)
Inland Bank and Trust	22444	2,352.00
Israel Discount Bank of New York	19977	99,121.84
LegacyTexas Bank	58006	73,515.04
Level One Bank	58604	16,899.48
MainStreet Bank	57742	40,571.16
Mercantil Commercebank National Association	22953	14,134.16
Merchants Bank of Indiana	8056	78,435.77
Meridian Bank	57777	6,125.92
MileStone Bank	58502	1,157.52
NexBank SSB	29209	246,938.94
OneWest Bank FSB	58978	1,930.00
Pacific Enterprise Bank	58415	4,258.74
Pacific Mercantile Bank	34940	69,679.92
Pacific Trust Bank FSB	35498	247,309.20
Patriot Bank	34098	1,477.10
Riverview Bank	7598	8,749.99
Rockville Bank	18203	179,712.69
Stonegate Bank	57934	58,569.29
TD Bank N.A.	18409	15,391.62
WashingtonFirst Bank	57696	243,792.14
Aggregate Net Accrued Interest ³		768.01

Total 2,010,232.38

Disclosure Information

1 The Federally Insured Cash Account ® ("FICA") is not a member of the Federal Deposit Insurance Corporation ("FDIC"), but the banks in which your money is deposited are FDIC members. The FDIC is an independent agency of the U.S. government that protects the funds depositors place in FDIC insured institutions. FDIC deposit insurance is backed by the full faith and credit of the U.S. government.

2 Net Accrued Interest is the estimated amount of your accrued interest earned for the current month less any FICA Fee with respect to such interest. Net Accrued Interest cannot be withdrawn from your account until it is credited to the account. There is no guarantee that you will receive the full amount as stated. Refer to the U.S. Bank Custodial Statement, provided via ficaoaccount.com, for further details regarding interest earned and fees charged. Net Accrued Interest is for informational purposes only.

3 Aggregate Net Accrued Interest is the sum of the current month's Net Accrued Interest and any prior period Net Accrued Interest not yet paid.

4 Days In Period ("DIP") is the number of days in the period beginning on, and including the later of, the first day of the month or the business day your initial deposit is received by the FICA Custodian if received on or before 12:00PM EST or the business day immediately following if received after 12:00PM EST, and ending on, and including, the last day of the month. DIP does not include any date on which the balance is zero.

5 Average Daily Balance is the sum of your beginning balance plus any deposits less any withdrawals averaged across number of days in Days In Period.

6 Net APY This Period is the annualized yield that reflects the relationship between the net interest received plus any Net Accrued Interest and the Average Daily Balance for the statement period.

7 Available Balance reflects the amount that can be withdrawn as of the date of the statement. This balance is the Ending Balance less the Aggregate Net Accrued Interest amount.

We encourage you to compare the information provided in our statement with the U.S. Bank custody statement. You may access your U.S. Bank custody statement by calling 1-866-343-5516.

StoneCastle Cash Management, LLC is an SEC Registered Investment Advisor. StoneCastle Cash Management, LLC is an affiliate of StoneCastle Partners, LLC, a leading asset management and financial services company dedicated to investing and serving the community banking sector. Performance data shown represents past performance, and is no guarantee of future results. Rates may change without notice. Please read the Terms and Conditions relating to the FICA program for more complete information and the governing terms of the account. Review your statement for accuracy. If you have any questions regarding your account, contact a FICA representative. Registration with the SEC does not imply a particular level of skill or training.



Account Info

- » [Account Info](#)
- [Average Daily Balance](#)
- » [Positions](#)
- » [Summary Statements](#)
- » [Detailed Activity](#)
- » [Manage Users](#)

Need Help? Contact Us.

We are here for you.
 Call us at (866) 343-5516,
 or email us at
clientservices@StoneCastle.com

Positions: Cooke County



Reg ID	Position	Current Balance
-	Accrued Interest	\$768.01
35498	Banc of California; NA	\$247,309.20
27351	Bankers Bank of Kansas	\$1,437.56
35546	Bofl Federal Bank	\$43,825.84
35278	Capital Bank National Association	\$5,169.66
58823	CapStar Bank	\$30,128.73
57056	Celtic Bank	\$13,762.64
3744	Centrue Bank	\$12,986.56
57919	ConnectOne Bank	\$10,031.21
15118	Farmers Exchange Bank	\$2,428.36
30895	Fidelity Bank	\$88,081.97
12229	First Bank	\$43,450.61
58471	First Choice Bank	\$10,179.40
57903	First Community Bank	\$1,496.30
14028	First Guaranty Bank	\$20,406.82
34607	First Internet Bank of Indiana	\$30,470.28
58696	First Virginia Community Bank	\$2,535.76
34401	Front Range Bank	\$1,442.24
15289	Great Western Bank	\$113,146.27
10359	Happy State Bank	\$168,986.38
20993	Hardin County Bank	\$1,375.26
22444	Inland Bank and Trust	\$2,352.00
19977	Israel Discount Bank of New York	\$99,121.84
58006	LegacyTexas Bank	\$73,515.04
58604	Level One Bank	\$16,899.48
57742	MainStreet Bank	\$40,571.16
22953	Mercantil Commercebank National Association	\$14,134.16
8056	Merchants Bank of Indiana	\$78,435.77
57777	Meridian Bank	\$8,125.92
58502	MileStone Bank	\$1,157.52
29209	NexBank SSB	\$248,938.94
58976	OneWest Bank FSB	\$1,930.00
58415	Pacific Enterprise Bank	\$4,258.74
34940	Pacific Mercantile Bank	\$69,679.92
34098	Patriot Bank	\$1,477.10
7598	Riverview Bank	\$8,749.99
18203	Rockville Bank	\$179,712.89
57934	Stonegate Bank	\$58,569.29
18409	TD Bank N.A.	\$15,391.62
57696	WashingtonFirst Bank	\$243,792.14
	TOTAL	\$2,010,232.38

INVESTMENTS-TEX STAR
 PATTY BRENNAN, COOKE COUNTY TREASURER
 JANUARY 2017

ACCT NAME	BALANCE FORWARD	DEPOSITS	WITH-DRAWALS	CURRENT INTEREST	ENDING BALANCE
GENERAL	\$ 6,004,643.08	\$ 2,300,000.00	\$ -	\$ 3,288.25	\$ 8,307,931.33
R & B -1	\$ 500,448.45	\$ 55,000.00	\$ -	\$ 232.54	\$ 555,680.99
R & B -2	\$ 200,179.38	\$ 155,000.00	\$ -	\$ 134.11	\$ 355,313.49
R & B -3	\$ 450,403.66	\$ 55,000.00	\$ -	\$ 209.39	\$ 505,613.05
R & B -4	\$ 565,348.00	\$ 455,000.00	\$ 300,000.00	\$ 370.70	\$ 720,718.70
FM & L	\$ 300,269.06	\$ 50,000.00	\$ -	\$ 148.06	\$ 350,417.12
ADULT PROBATION	\$ 150,023.78	\$ 50,000.00	\$ -	\$ 78.48	\$ 200,102.26
PERM IMP	\$ 1,100,912.78	\$ 285,000.00	\$ -	\$ 600.43	\$ 1,386,513.21
JP- CH SECURITY	\$ 50,007.94	\$ -	\$ 40,000.00	\$ 15.94	\$ 10,023.88
COURTHOUSE SECURITY	\$ 50,007.94	\$ -	\$ -	\$ 23.15	\$ 50,031.09
RECORDS PRESERVATION	\$ 75,011.88	\$ -	\$ -	\$ 34.75	\$ 75,046.63
2012 GO REFUNDING	\$ 350,313.92	\$ -	\$ -	\$ 162.24	\$ 350,476.16
TOTAL: TREAS FUND	<u>\$ 9,797,569.87</u>	<u>\$ 3,405,000.00</u>	<u>\$ 340,000.00</u>	<u>\$ 5,298.04</u>	<u>\$ 12,867,867.91</u>
YEAR - TO - DATE INTEREST	BAL FORWARD \$ 7,569.87	CURRENT INT. \$ 5,298.04	BALANCE \$ 12,867.91		
AVG. YEILD FOR JANUARY 2017		0.55%	MKT VALUE PER SHARE \$ 1.00		

INVESTMENTS-TEXPOOL
PATTY BRENNAN, COOKE COUNTY TREASURER
JANUARY 2017

ACCT NAME	BALANCE		DEPOSITS	WITH-		CURRENT INTEREST	ENDING BALANCE
	FORWARD			DRAWALS			
GENERAL	\$ 6,549,491.58	\$ 1,625,000.00	\$ -	\$ -	\$ 3,155.39	\$ 8,177,646.97	
R & B -1	\$ 991,839.58	\$ 150,000.00	\$ -	\$ -	\$ 467.93	\$ 1,142,307.51	
R & B -2	\$ 294,860.90	\$ 150,000.00	\$ -	\$ -	\$ 149.17	\$ 445,010.07	
R & B -3	\$ 471,370.08	\$ 150,000.00	\$ -	\$ -	\$ 229.90	\$ 621,599.98	
R & B -4	\$ 396,702.87	\$ 150,000.00	\$ -	\$ -	\$ 195.73	\$ 546,898.60	
FM & L	\$ 417,057.40	\$ -	\$ -	\$ -	\$ 190.76	\$ 417,248.16	
STATE FUNDS	\$ 8,090.76	\$ -	\$ -	\$ -	\$ 3.68	\$ 8,094.44	
TIPC	\$ 5,028.03	\$ -	\$ -	\$ -	\$ 2.30	\$ 5,030.33	
DIST CLK PRESERVATION	\$ 10,063.17	\$ -	\$ -	\$ -	\$ 4.63	\$ 10,067.80	
COUNTY/DIST TECH	\$ 3,020.50	\$ -	\$ -	\$ -	\$ 1.38	\$ 3,021.88	
ADULT PROB	\$ 184,644.17	\$ -	\$ -	\$ -	\$ 84.44	\$ 184,728.61	
JUV-ISP	\$ 4,817.75	\$ -	\$ -	\$ -	\$ 2.14	\$ 4,819.89	
COURT REP	\$ 42,415.18	\$ -	\$ -	\$ -	\$ 19.37	\$ 42,434.55	
PERM IMP	\$ 1,186,335.53	\$ 100,000.00	\$ -	\$ -	\$ 553.12	\$ 1,286,888.65	
LAW ENFORCEMENT ED	\$ 10,061.12	\$ -	\$ -	\$ -	\$ 4.63	\$ 10,065.75	
JP-CH SECURITY	\$ 5,051.06	\$ -	\$ -	\$ -	\$ 2.30	\$ 5,053.36	
DIST CLK RECORDS MGMT	\$ 15,097.84	\$ -	\$ -	\$ -	\$ 6.89	\$ 15,104.73	
DIST CLK ARCHIVE	\$ 4,026.11	\$ -	\$ -	\$ -	\$ 1.83	\$ 4,027.94	
COUNTY ATTY CHECK COLLECT	\$ 4,536.44	\$ -	\$ -	\$ -	\$ 2.14	\$ 4,538.58	
JUV PROB-IVE	\$ 6,048.28	\$ -	\$ -	\$ -	\$ 2.76	\$ 6,051.04	
LAW LIBRARY	\$ 81,940.73	\$ -	\$ -	\$ -	\$ 37.46	\$ 81,978.19	
JP TECH	\$ 16,911.46	\$ -	\$ -	\$ -	\$ 7.74	\$ 16,919.20	
CH SECURITY	\$ 157,483.63	\$ -	\$ -	\$ -	\$ 72.01	\$ 157,555.64	
REC MGMT	\$ 265,963.25	\$ -	\$ -	\$ -	\$ 121.63	\$ 266,084.88	
REC PRESV	\$ 84,177.47	\$ -	\$ -	\$ -	\$ 38.49	\$ 84,215.96	
LIBRARY	\$ 22,280.23	\$ -	\$ -	\$ -	\$ 10.20	\$ 22,290.43	
ARCHIVE	\$ 54,785.29	\$ -	\$ -	\$ -	\$ 25.10	\$ 54,810.39	
DIST ATTY FORFEITURE	\$ 30,234.84	\$ -	\$ -	\$ -	\$ 13.84	\$ 30,248.68	
SHERIFF FORFEITURE	\$ 37,731.69	\$ -	\$ -	\$ -	\$ 17.25	\$ 37,748.94	

INVESTMENTS-TEXPOOL
PATTY BRENNAN, COOKE COUNTY TREASURER
JANUARY 2017

ACCT NAME	BALANCE FORWARD	DEPOSITS	WITH-DRAWALS	CURRENT INTEREST	ENDING BALANCE
JAIL COMMISSARY	\$ 78,426.75	\$ -	\$ -	\$ 35.84	\$ 78,462.59
2004 GO-REFUNDING	\$ 360,583.33	\$ -	\$ -	\$ 164.89	\$ 360,748.22
TOTAL: TREAS FUND	<u>\$ 11,801,077.02</u>	<u>\$ 2,325,000.00</u>	<u>\$ -</u>	<u>\$ 5,624.94</u>	<u>\$ 14,131,701.96</u>
YEAR - TO - DATE INTEREST	BAL FORWARD	CURRENT INT.	BALANCE		
	\$ 13,822.90	\$ 5,624.94	\$ 19,447.84		
AVG. YEILD FOR JANUARY 2017		0.54%	MIKT VALUE PER SHARE	\$	1.00

C.D. INVESTMENTS

LANDMARK BANK

January 2017

<u>C.D.#</u>	<u>PURCHASE DATE</u>	<u>AMOUNT</u>	<u>MAT. DATE</u>
GEN/4170805685	May 24, 2015	500,000.00	May 24, 2017
GEN/4170805677	May 24, 2015	500,000.00	May 24, 2017
Library - Liddell 4761	July 15, 2015	7,500.00	Jan 15, 2017
Library - Liddell 4779	July 15, 2015	7,500.00	Jan 15, 2017
Library - Liddell 6451	Jan 17, 2017	7,500.00	Jan 17, 2019
Library - Liddell 6469	Jan 17, 2017	7,500.00	Jan 17, 2019
Library - Rosenstein 5099	Jun 12, 2014	11,000.00	Sept 12, 2017
Library - Rosenstein 5198	Sept 16, 2014	8,000.00	Dec 16, 2017

INT. EARNED MONTHLY:

2-Gen CD's @ .52%
2-(4761 & 4779)Liddell CD's @ .25%
2-(6451 & 6469)Liddell CD's @ .80%
2-Rosenstein CD's @ 1.05%

Interest is deposited into the Treasurer's Fund. The 2 Gen CDs' interest is deposited monthly, and the 4 Library's CDs' interest is deposited quarterly.

PROSPERITY BANK

GEN/14401708	Sept 17, 2015	250,000.00	Sept 17, 2017
--------------	---------------	------------	---------------

INT. EARNED MONTHLY:

Gen CD @ .50%

Interest accrues monthly and is deposited monthly with depository bank into the Treasurer's Fund.

C.D. INVESTMENTS

THE FIRST STATE BANK

January 2017

<u>C.D.#</u>	<u>PURCHASE DATE</u>	<u>AMOUNT</u>	<u>MAT. DATE</u>
GEN/17445	Sept 17, 2015	250,000.00	Sept 17, 2017

INT. EARNED MONTHLY:

Gen CD @ .65%

Interest accrues monthly and is deposited monthly with depository bank into the Treasurer's Fund.

MUENSTER STATE BANK

GEN/2129	Sept 17, 2015	250,000.00	Sept 17, 2017
----------	---------------	------------	---------------

INT. EARNED MONTHLY:

Gen CD @ .75%

Interest accrues monthly and is deposited monthly with depository bank into the Treasurer's Fund.



PROSPERITY BANK

EL CAMPO, TX

Pledge Security Listing

January 31, 2017



A Division of Hilltop Securities

ID	CUSIP	Description	Safeskeeping Location	Safeskeeping Receipt#	Coupon	Maturity Date	Call Date	Moody	S&P	Fitch	FASB115	Face Amount	Current Par	Current Book Value	Market Value	Gain(Loss)
COOKE COUNTY																
2047	3128MBNA1	FHLMC G12885	FHLB	X	5.00	06/01/2021		AAA	AA+	AAA	HTM	157,950	6,890.64	6,890.55	7,216.63	326.08
2107	31410GSS8	FHMA 889257	FHLB	X	5.00	04/01/2021		AAA	AA+	AAA	HTM	105,405	4,417.23	4,417.17	4,620.40	203.23
3643	3128MHQK4	FHLMC G18469	FHLB		2.00	06/01/2028		AAA	AA+	AAA	HTM	212,158	134,780.37	135,218.02	131,562.49	(3,655.53)
Total for COOKE COUNTY												475,513	146,088.24	146,525.74	143,399.52	(3,126.22)



A Division of Hilltop Securities

Although the information in this report has been obtained from sources believed to be reliable, its accuracy cannot be guaranteed.

Inventory | Pledge Entity | v1.2

report

PAGE 1 01/04/17 19:20:47
ACTIVITY BAPN032N
01/04/17 CC3 PROD

FEDERAL RESERVE BANK PLEDGEE

DISTRB PT J1
CYCLE DATE 01-04-2017

PLEDGEE: COOKE COUNTY
100 S. DIXON
RM. 106

J7BM INSTITUTION ID: #J7BM

GAINESVILLE TX 76240

HOLDER : 081500862 - LANDMARK BANK

RESP FRB:H1

ACCOUNT: J7BM - *COOKE COUNTY

CUSIP # TRANSACTION ID

PAR AMOUNT CLOSING

PAR BAL BVF BOOK VALUE

3133XDVS7 5.25 FHLB 20 EK 12-11-20

200,000.00 1.0000000000 200,000.00

0104 QMGBA003 000475 200,000.00+

report

PAGE 1 01/05/17 19:19:19
ACTIVITY BAPN032N
01/05/17 CC3 PROD

FEDERAL RESERVE BANK PLEDGEE

DISTRB PT J1
CYCLE DATE 01-05-2017

PLEDGEE: COOKE COUNTY
100 S. DIXON
RM. 106

J7BM INSTITUTION ID: #J7BM

GAINESVILLE TX 76240

HOLDER : 081500862 - LANDMARK BANK

RESP FRB:H1

ACCOUNT: J7BM - *COOKE COUNTY

CUSIP #	TRANSACTION ID	PAR AMOUNT	CLOSING
PAR BAL	BVF	BOOK VALUE	
3133XDVS7	5.25 FHLB 20 EK		12-11-20
700,000.00	1.0000000000	700,000.00	
	0105 QMGBA003 000584		500,000.00+

report

PAGE 1 01/31/17 19:33:23
HOLDINGS BAPN032N
CC3 PROD

FEDERAL RESERVE BANK PLEDGEE

DISTRB PT J1
AS OF CLOSE OF BUSINESS 01-31-2017

PLEDGEE: COOKE COUNTY J7BM INSTITUTION ID: #J7BM
100 S. DIXON
RM. 106

GAINESVILLE TX 76240

HOLDER : 081500862 - LANDMARK BANK
ACCOUNT: J7BM - *COOKE COUNTY
CUSIP #

RESP FRB:H1

BALANCE	BOOK VALUE	BVF	PAR
31300LVH5	FMAR 848716 G 01-01-37	0.4469214700	
200,000.00	89,384.29		
3133TTX48	FGRA 2326ZQ 06/15/31 06-15-31	0.1341477000	
300,000.00	40,244.31		
3133XDVS7	5.25 FHLB 20 EK 12-11-20	1.0000000000	
700,000.00	700,000.00		
313378CR0	2.25 FHLB 22 KW 03-11-22	1.0000000000	
5,000,000.00	5,000,000.00		
313380GJ0	2.00 FHLB 22 WX 09-09-22	1.0000000000	
1,000,000.00	1,000,000.00		
3136ACLE9	FNRM RC025BD R13F025 03-25-33	0.5929721700	
1,400,000.00	830,161.04		
3136AKJK0	FNRM CL041CM R14F041 06-25-40	0.6921900900	
1,000,000.00	692,190.09		
3137B1CT7	FGRM 4195LH 12/15/31 12-15-31	0.5958566700	
600,000.00	357,514.00		
31392WB41	FGRM 2512PG 10/15/22 10-15-22	0.2160853200	
400,000.00	86,434.13		
31394H2Q3	FGRM 2662DH 08/15/23 08-15-23	0.6041113000	
1,200,000.00	724,933.56		
31395HVM9	FGRA 2896BZ 11/15/34 11-15-34	1.2242647600	
200,000.00	244,852.95		
38374F2L7	GNRM 2004-24 ZM 04-20-34	1.1174334600	
700,000.00	782,203.42		
		SUBTOTAL :	
12,700,000.00	10,547,917.79		
		GRAND TOTAL :	
12,700,000.00	10,547,917.79		

Pledge Inventory Report

Landmark Bank
Columbia, MO
FROM 1/1/2017 TO 1/31/2017

Customer ID: 5961
Report Date: 2/1/2017
PAS Rep: Vance Roe
Account Rep: Bob Fitzpatrick

Cusip	Description	Maturity Date	Intent	S&P	Market Price	Original Face	Book Value
Ticket	Location Code/Name	Group	Coupon	Moody	Maturity (Yr)	Par	Market Value
Pledged: J7BM - COOKE COUNTY							
313378CFH0	FED HOME LN BK	03/11/2022	AFS	AA+	1/31/2017	5,000,000.00	5,060,397.69
956483	FED - FEDERAL RESERVE BANK	AGY	2.25000	Aaa	5.11	5,000,000.00	5,053,900.15
313390GJ0	FED HOME LN BK	09/09/2022	AFS	AA+	1/31/2017	1,000,000.00	1,000,000.00
988741	FED - FEDERAL RESERVE BANK	AGY	2.00000	Aaa	5.61	1,000,000.00	992,880.02
3133XDVS7	FED HOME LN BK	12/11/2020	AFS	AA+	1/31/2017	700,000.00	783,198.49
933583	FED - FEDERAL RESERVE BANK	AGY	5.25000	Aaa	3.86	700,000.00	788,290.99
31300LVH5	FHLMC ARM POOL #8487	01/01/2037	AFS		1/31/2017	200,000.00	95,431.03
851172	FED - FEDERAL RESERVE BANK	MB3	2.87800		19.93	89,384.29	94,851.03
3133TTX48	thinc remic ser 2326	06/15/2031	AFS	NR	1/31/2017	300,000.00	45,213.53
783451	FED - FEDERAL RESERVE BANK	MB4	6.50000		14.38	40,244.31	45,615.73
3136ACLE9	FNM13025 BD	03/25/2033	AFS		1/31/2017	1,400,000.00	809,480.30
879690	FED - FEDERAL RESERVE BANK	MB4	2.00000	NR	16.16	830,161.04	821,436.85
3136AKJK0	FNR 2014-41 CM	06/25/2040	AFS		1/31/2017	1,000,000.00	662,393.66
916714	FED - FEDERAL RESERVE BANK	MB4	1.50000	NR	23.41	692,190.09	677,396.45
3137B1CT7	FHL4195 LH	12/15/2031	AFS		1/31/2017	600,000.00	345,675.77
882621	FED - FEDERAL RESERVE BANK	MB4	1.50000	NR	14.88	357,514.00	349,466.61
31392WB41	FHL2512 PG	10/15/2022	AFS		1/31/2017	400,000.00	91,576.38
719835	FED - FEDERAL RESERVE BANK	MB4	5.50000	NR	5.71	86,434.13	93,702.19
31394H2C3	FHL2662 DH	08/15/2023	AFS		1/31/2017	1,200,000.00	768,809.14
887207	FED - FEDERAL RESERVE BANK	MB4	5.00000	NR	6.54	724,933.56	772,848.13
31395HVM9	FHL2896 BZ	11/15/2034	AFS		1/31/2017	200,000.00	266,517.39
856892	FED - FEDERAL RESERVE BANK	MB4	5.00000	NR	17.80	244,852.95	264,445.28
38374F2L7	GMM04024 ZM	04/20/2034	AFS		1/31/2017	700,000.00	866,277.97
844136	FED - FEDERAL RESERVE BANK	MB4	5.00000	NR	17.23	782,203.42	865,533.64
12	Total Pledged: J7BM - COOKE COUNTY					12,700,000.00	10,794,971.35
						10,547,917.79	10,820,367.07

This report reflects information submitted to us by the customer. It is not intended to be used as the official record of safekeeping location and/or pledged holdings. This information should be provided by the customer's safekeeper.

Landmark Bank, N.A.
 Cooke County
 As of: Tuesday, January 31, 2017

Detail Section:

<u>Account No.</u>	<u>Balance</u>	<u>Int Rate</u>	<u>Type</u>	<u>Officer</u>
28002408	\$0	0.00%	TDSV	R1B
28002416	\$0	0.00%	TDSV	R1B
28900090	\$129,896	0.00%	CK	R1B
28900287	\$6,941,481	0.42%	CK	R1B
28900325	\$20,500	0.00%	CK	R1B
28900333	\$0	0.00%	CK	R1B
28900341	\$0	0.00%	CK	R1B
28900368	\$61,300	0.42%	CK	R1B
28900376	\$157,132	0.00%	CK	R1B
28900384	\$1,723	0.00%	CK	R1B
28900392	\$1,305	0.00%	CK	R1B
28900406	\$18,478	0.00%	CK	R1B
28900414	\$250	0.00%	CK	R1B
28900422	\$0	0.00%	CK	R1B
28900449	\$571,487	0.00%	CK	R1B
28900457	\$0	0.00%	CK	R1B
28900465	\$0	0.00%	CK	R1B
28900481	\$108,806	0.00%	CK	R1B
28900511	\$2,051	0.00%	CK	R1B
28900538	\$2,526	0.00%	CK	R1B
28901259	\$7,085	0.00%	CK	ELE
28901593	\$18,984	0.00%	CK	JDH
4170003539	\$57,672	0.00%	CK	R1B
4170009684	\$0	0.00%	CK	R1B
4170009700	\$4,654	0.00%	CK	R1B
4170013934	\$0	0.00%	CK	JDH
4170023065	\$0	0.00%	CK	R1B
4170045332	\$13,973	0.00%	CK	T1G
4170049177	\$500	0.00%	CK	T1G
4170800744	\$0	0.00%	TDSV	JDH
4170800751	\$0	0.00%	TDSV	JDH
4170801528	\$0	0.00%	TDSV	R1B
4170801536	\$0	0.00%	TDSV	R1B
4170802286	\$0	0.00%	TDSV	JDH
4170802294	\$0	0.00%	TDSV	JDH
4170802849	\$0	0.00%	TDSV	JDH
4170802856	\$0	0.00%	TDSV	JDH
4170803896	\$0	0.00%	TDSV	R1B

4170803904	\$0	0.00%	TDSV	R1B
4170804019	\$0	0.00%	TDSV	R1B
4170804142	\$0	0.00%	TDSV	R1B
4170804159	\$0	0.00%	TDSV	R1B
4170804415	\$0	0.00%	TDSV	T1G
4170804423	\$0	0.00%	TDSV	T1G
4170804761	\$0	0.00%	TDSV	T1G
4170804779	\$0	0.00%	TDSV	T1G
4170805073	\$0	0.00%	TDSV	T1G
4170805081	\$0	0.00%	TDSV	T1G
4170805198	\$8,000	1.05%	TDSV	JDH
4170805677	\$500,000	0.52%	TDSV	T1G
4170805685	\$500,000	0.52%	TDSV	T1G
4170806451	\$7,500	0.80%	TDSV	T1G
4170806469	\$7,500	0.80%	TDSV	T1G

Collateral Section:

<u>Description / LOC No.</u>	<u>Amount</u>	<u>Maturity Date</u>
Securities - Market Value	\$10,820,367	(See add'l report)

Pledge Report Summary:

Total Deposits	\$	9,142,803
Plus Additional Coverage (per Agreement)	\$	0
Total Collateral Needed	\$	<u>9,142,803</u>
Collateral Pledged	\$	10,820,367
FDIC Insurance	\$	250,000
Total Collateral Provided	\$	<u>11,070,367</u>
Total Public Funding Excess / (Needed)	\$	<u>1,927,564</u>

FUND NAME	CHECKING ACCOUNT	CHECKING AMOUNT	TDOA ACCOUNT	TDOA AMOUNT	FUND TOTAL
2017 001 GENERAL	TREAS FUND	6,505,801.70	TEXPOOL LOGIC TEXSTAR STONE CERT DEPOS	8,227,646.97 8,307,931.33 2,010,232.38 1,750,000.00	26,801,612.38
2017 011 ROAD & BRIDGE 1	TREAS FUND	645,780.63	TEXPOOL LOGIC TEXSTAR STONE	1,142,307.51 555,680.99	2,343,769.13
2017 012 ROAD & BRIDGE 2	TREAS FUND	645,962.65	TEXPOOL LOGIC TEXSTAR	445,010.07 355,313.49	1,446,286.21
2017 013 ROAD & BRIDGE 3	TREAS FUND	646,261.54	TEXPOOL LOGIC TEXSTAR	621,599.98 505,613.05	1,773,474.57
2017 014 ROAD & BRIDGE 4	TREAS FUND	666,265.57	TEXPOOL LOGIC TEXSTAR	546,898.60 720,718.70	1,933,882.87
2017 018 CERTZ TIF	TREAS FUND		TEXPOOL LOGIC		
2017 019 FM & LATERAL	TREAS FUND	91,516.16	TEXPOOL LOGIC TEXSTAR	417,248.16 350,417.12	859,181.44
2017 020 TJPC	TREAS FUND	20,367.90	TEXPOOL LOGIC TEXSTAR	5,030.33	25,398.23
2017 021 JUVENILE PROB-ISP	TREAS FUND	7,216.60	TEXPOOL LOGIC TEXSTAR	4,819.89	12,036.49
2017 022 JUVENILE PROBATION	TREAS FUND	10,513.05	TEXPOOL LOGIC		10,513.05
2017 023 JUVENILE PROB. IV-E	TREAS FUND	7,979.24	TEXPOOL LOGIC TEXSTAR	6,051.04	14,030.28
2017 028 ADULT PROBATION	TREAS FUND	136,058.21	TEXPOOL LOGIC TEXSTAR	184,728.61 200,102.26	520,889.08
2017 029 COMMUNITY CORRECTIONS	TREAS FUND	16,444.57	TEXPOOL LOGIC		16,444.57
2017 031 CONTRACT ELECTIONS	TREAS FUND	3,836.97	TEXPOOL LOGIC	50,000.00	53,836.97
2017 032 DISTRICT CLERK PRESERVATION	TREAS FUND	25,822.25	TEXPOOL LOGIC	10,067.80	

FUND NAME	CHECKING ACCOUNT	CHECKING AMOUNT	TDOA ACCOUNT	TDOA AMOUNT	FUND TOTAL
2017 033 COUNTY/DISTRICT TECHNOLOGY	TREAS FUND	5,412.64	TEXPOOL LOGIC TEXSTAR	3,021.88	8,434.52
2017 034 COURT REPORTER	TREAS FUND	1,907.40	TEXPOOL LOGIC TEXSTAR	42,434.55	44,341.95
2017 035 PERMANENT IMPROVEMENT	TREAS FUND	229,488.53	TEXPOOL LOGIC TEXSTAR STONE	1,286,888.65	2,902,890.39
2017 037 LAW ENFORCEMENT ED	TREAS FUND	2,619.98	TEXPOOL LOGIC TEXSTAR	10,065.75	12,685.73
2017 038 JP TECH	TREAS FUND	13,466.33	TEXPOOL LOGIC TEXSTAR	16,919.20	30,385.53
2017 040 LAW LIBRARY	TREAS FUND	46,394.75	TEXPOOL LOGIC TEXSTAR	81,978.19	128,372.94
2017 041 CC LIBRARY FUND	TREAS FUND	36,839.86	TEXPOOL LOGIC TEXSTAR	22,290.43	59,130.29
2017 042 CC HISTORICAL COMM.	TREAS FUND	4,148.72	TEXPOOL LOGIC TEXSTAR	5,053.36	4,148.72
2017 043 JP COURTHOUSE SECURITY	TREAS FUND	2,583.92	TEXPOOL LOGIC TEXSTAR	10,023.88	17,661.16
2017 044 COURTHOUSE SECURITY	TREAS FUND	45,651.38	TEXPOOL LOGIC TEXSTAR	157,555.64	253,238.11
2017 045 FLOOD DAMAGE	TREAS FUND	17,742.00	TEXPOOL LOGIC		17,742.00
2017 046 CHAPTER 19	TREAS FUND		TEXPOOL		
2017 047 CC RECORDS MANAGEMENT	TREAS FUND	4,511.95	TEXPOOL		4,511.95
2017 048 COUNTY RECORDS MANAGEMENT	TREAS FUND	52,888.82	TEXPOOL LOGIC TEXSTAR	266,084.88	318,973.70
2017 049 CC RECORDS PRESERVATION	TREAS FUND	60,980.61	TEXPOOL LOGIC TEXSTAR	84,215.96	220,243.20

FUND NAME	CHECKING ACCOUNT	CHECKING AMOUNT	TDOA ACCOUNT	TDOA AMOUNT	FUND TOTAL
2017 050 DIST CLERK RECORDS MANAGEMENT	TREAS FUND	25,300.04	TEXPOOL LOGIC	15,104.73	40,404.77
2017 051 DISTRICT CLERK ARCHIVE	TREAS FUND	20,336.90	TEXPOOL LOGIC	4,027.94	24,364.84
2017 052 COUNTY CLERK ARCHIVE FEE	TREAS FUND	61,402.43	TEXPOOL LOGIC	54,810.39	116,212.82
2017 053 CA CHECK COLLECTING	TREAS FUND	2,591.77	TEXPOOL LOGIC	4,538.58	7,130.35
2017 054 DA CHECK COLLECTING	TREAS FUND	40.42	TEXPOOL LOGIC	40.42	40.42
2017 055 CO ATTY FORFEITURE	TREAS FUND	67,015.36	TEXPOOL LOGIC	30,248.68	97,264.04
2017 057 D A SEIZURE FUND	TREAS FUND	46,411.27	TEXPOOL LOGIC	37,748.94	46,411.27
2017 058 SHERIFF FORFEITURE	TREAS FUND	13,847.87	TEXSTAR LOGIC	51,596.81	51,596.81
2017 059 JAIL COMMISSARY	TREAS FUND	26,331.17	TEXPOOL LOGIC	78,462.59	104,793.76
2017 060 INTEREST & SINKING	TREAS FUND		TEXPOOL LOGIC		
2017 061 2004 GO REFUNDING DEBT SERVITREAS FUND	TREAS FUND	558,762.99	TEXPOOL LOGIC	360,748.22	1,269,987.37
2017 070 BOND FUND	TREAS FUND		TEXSTAR LOGIC	350,476.16	
2017 088 STATE FEES	TREAS FUND	34,525.23	TEXPOOL LOGIC	8,094.44	42,619.67
2017 090 OFFICER'S TRUST	TREAS FUND		TEXPOOL LOGIC		
2017 091 LIBRARY TRUST - LIDDELL	TREAS FUND	1,636.73	CERT DEPOS	15,000.00	16,636.73
2017 092 LIBRARY TRUST - ROSENSTEIN	TREAS FUND	2,075.64	CERT DEPOS	19,000.00	21,075.64
2017 098 PAYROLL CLEARING	PAYROLL	2,830,413.06			2,830,413.06

DATE 02/08/2017 TIME 16:03

COMBINED STATEMENT OF CASH POSITION FOR JANUARY

FUND NAME	CHECKING ACCOUNT	CHECKING AMOUNT	TDOA ACCOUNT	TDOA AMOUNT	FUND TOTAL
2017 100 CHILD ABUSE PREVENTION FUND	TREAS FUND	281.43	TEXPOOL		281.43
2017 101 PREFERRED DIVERSION	TREAS FUND	8,854.00	TEXPOOL		8,854.00
TOTAL		13,654,290.24		30,893,802.25	44,548,092.49

CHECK ACCOUNT

CHECK

ACCOUNT BALANCE - TREAS FUND

10,823,877.18

ACCOUNT BALANCE - PAYROLL

2,830,413.06

TOTAL

13,654,290.24

TDOA ACCOUNT

TDOA

ACCOUNT BALANCE - TEXPOOL

14,231,701.96

ACCOUNT BALANCE - TEXSTAR

12,867,867.91

ACCOUNT BALANCE - STONE

2,010,232.38

ACCOUNT BALANCE - CERT DEPOS

1,784,000.00

TOTAL

30,893,802.25

ACCOUNT NAME	BEGINNING CASH BALANCE	CASH RECEIPTS	CASH DISBURSEMENTS	ENDING CASH BALANCE
2017 001 GENERAL				
CASH - GENERAL FUND	5,096,041.66	4,942,014.12	3,532,254.08-	6,505,801.70
CASH ON HAND	1,779.00	.00	.00	1,779.00
CASH INVESTED-TEXPOOL	6,549,491.58	1,678,155.39	.00	8,227,646.97
CASH INVESTED - LOGIC	.00	.00	.00	.00
CASH INVESTED - TEXSTAR	6,004,643.08	3,303,288.25	1,000,000.00-	8,307,931.33
CASH INVESTED - STONE CASTLE	2,009,464.37	768.01	.00	2,010,232.38
T-BILLS - INVESTMENTS	.00	.00	.00	.00
CASH INVESTMENT-CD	1,750,000.00	.00	.00	1,750,000.00
FUND TOTALS	21,411,419.69	9,924,225.77	4,532,254.08-	26,803,391.38

2017 011 ROAD & BRIDGE 1				
CASH - ROAD & BRIDGE # 1	318,681.22	406,252.96	79,153.55-	645,780.63
CASH INVESTED	991,839.58	150,467.93	.00	1,142,307.51
CASH INVESTED - LOGIC	.00	.00	.00	.00
CASH INVESTED - TEXSTAR	500,448.45	55,232.54	.00	555,680.99
STONE CASTLE	.00	.00	.00	.00
T-BILL INVESTMENTS	.00	.00	.00	.00
FUND TOTALS	1,810,969.25	611,953.43	79,153.55-	2,343,769.13

2017 012 ROAD & BRIDGE 2				
CASH - ROAD & BRIDGE # 2	418,187.85	407,222.37	179,447.57-	645,962.65
CASH INVESTED	294,860.90	150,149.17	.00	445,010.07
CASH INVESTED - LOGIC	.00	.00	.00	.00
CASH INVESTED - TEXSTAR	200,179.38	155,134.11	.00	355,313.49
T-BILL INVESTMENTS	.00	.00	.00	.00
FUND TOTALS	913,228.13	712,505.65	179,447.57-	1,446,286.21

2017 013 ROAD & BRIDGE 3				
CASH - ROAD & BRIDGE # 3	313,300.47	406,688.55	73,727.48-	646,261.54
CASH INVESTED	471,370.08	150,229.90	.00	621,599.98
CASH INVESTED - LOGIC	.00	.00	.00	.00
CASH INVESTED - TEXSTAR	450,403.66	55,209.39	.00	505,613.05
T-BILL INVESTMENTS	.00	.00	.00	.00
FUND TOTALS	1,235,074.21	612,127.84	73,727.48-	1,773,474.57

2017 014 ROAD & BRIDGE 4				
CASH - ROAD & BRIDGE # 4	731,319.93	707,157.20	772,211.56-	666,265.57
CASH INVESTED - TEXPOOL	396,702.87	150,195.73	.00	546,898.60
CASH INVESTED - LOGIC	.00	.00	.00	.00
CASH INVESTED - TEXSTAR	565,348.00	670,370.70	515,000.00-	720,718.70
T-BILL INVESTMENTS	.00	.00	.00	.00
FUND TOTALS	1,693,370.80	1,527,723.63	1,287,211.56-	1,933,882.87

2017 018 CERTZ TIF				
CASH - CERTZ TIF	.00	.00	.00	.00
CASH INVESTED	.00	.00	.00	.00
CASH INVESTED - LOGIC	.00	.00	.00	.00
T-BILL INVESTMENT	.00	.00	.00	.00
FUND TOTALS	.00	.00	.00	.00

2017 019 FM & LATERAL				
CASH - F M & LATERAL	90,269.79	1,264.82	18.45-	91,516.16
CASH INVESTED	417,057.40	190.76	.00	417,248.16
CASH INVESTED - LOGIC	.00	.00	.00	.00
CASH INVESTED - TEXSTAR	300,269.06	50,148.06	.00	350,417.12

ACCOUNT NAME	BEGINNING CASH BALANCE	CASH RECEIPTS	CASH DISBURSEMENTS	ENDING CASH BALANCE
2017 020 TIPC				
CASH - T.J.P.C.	22,821.67	29,726.00	32,179.77	20,367.90
CASH INVESTED - LOGIC	5,028.03	2.30	.00	5,030.33
CASH INVESTED - TEXSTAR	.00	.00	.00	.00
FUND TOTALS	27,849.70	29,728.30	32,179.77	25,398.23
2017 021 JUVENILE PROB-ISP				
CASH - JUVENILE PROBATION INVESTMENTS	7,216.60	.00	.00	7,216.60
CASH INVESTED - LOGIC	4,817.75	2.14	.00	4,819.89
CASH INVESTED - TEXSTAR	.00	.00	.00	.00
FUND TOTALS	12,034.35	2.14	.00	12,036.49
2017 022 JUVENILE PROBATION				
CASH - JUV. PROB. DIV INVESTMENTS	10,248.05	265.00	.00	10,513.05
FUND TOTALS	10,248.05	265.00	.00	10,513.05
2017 023 JUVENILE PROB. IV-E				
CASH - IV-E	7,979.24	.00	.00	7,979.24
CASH INVESTED - LOGIC	6,048.28	2.76	.00	6,051.04
CASH INVESTED - TEXSTAR	.00	.00	.00	.00
FUND TOTALS	14,027.52	2.76	.00	14,030.28
2017 028 ADULT PROBATION				
CASH - ADULT PROBATION CASH ON HAND	284,227.48	33,970.50	182,139.77	136,058.21
CASH INVESTED - TEXPOOL	75.00	.00	.00	75.00
CASH INVESTED - LOGIC	184,644.17	84.44	.00	184,728.61
CASH INVESTED - TEXSTAR	150,023.78	.00	150,000.00	200,102.26
FUND TOTALS	618,970.43	200,078.48	332,139.77	520,964.08
2017 029 COMMUNITY CORRECTIONS				
CASH - COMMUNITY CORRECTI INVESTMENTS	21,870.02	.00	5,425.45	16,444.57
CASH INVESTED - LOGIC	.00	.00	.00	.00
FUND TOTALS	21,870.02	.00	5,425.45	16,444.57
2017 031 CONTRACT ELECTIONS				
CASH - CONTRACT ELECTIONS	2,323.97	1,513.00	.00	3,836.97
CASH INVESTED - TEXPOOL	.00	50,000.00	.00	50,000.00
CASH INVESTED - LOGIC	.00	.00	.00	.00
FUND TOTALS	2,323.97	51,513.00	.00	53,836.97
2017 032 DISTRICT CLERK PRESERVATION				
CASH - DISTRICT CLERK PRESVATI INVESTMENTS	25,432.25	390.00	.00	25,822.25
CASH INVESTED - LOGIC	10,063.17	4.63	.00	10,067.80
CASH INVESTED - TEXSTAR	.00	.00	.00	.00
FUND TOTALS	35,495.42	394.63	.00	35,890.05
2017 033 COUNTY/DISTRICT TECHNOLOGY FUN				
CASH - COUNTY/DISTRICT TECH	5,190.71	221.93	.00	5,412.64

ACCOUNT NAME	BEGINNING CASH BALANCE	CASH RECEIPTS	CASH DISBURSEMENTS	ENDING CASH BALANCE
2017 034 COURT REPORTER				
CASH - COURT REPORTER FUND INVESTMENTS	8,211.21	223.31	.00	8,434.52
CASH INVESTED - LOGIC	.00	.00	.00	.00
CASH INVESTED - TEXSTAR	.00	.00	.00	.00
FUND TOTALS	8,211.21	223.31	.00	8,434.52
2017 035 PERMANENT IMPROVEMENT				
CASH - PERMANENT IMPROVEM INVESTMENTS	1,423.28	630.00	145.88	1,907.40
CASH INVESTED - LOGIC	42,415.18	19.37	.00	42,434.55
CASH INVESTED - TEXSTAR	.00	.00	.00	.00
FUND TOTALS	43,838.46	649.37	145.88	44,341.95
2017 037 LAW ENFORCEMENT ED				
CASH - LAW ENFORCEMENT ED INVESTMENTS	299,448.29	230,040.24	300,000.00	229,488.53
CASH INVESTED - LOGIC	1,186,335.53	100,553.12	.00	1,286,888.65
CASH INVESTED - TEXSTAR	1,100,912.78	2,385,635.18	2,100,034.75	1,386,513.21
STONE CASTLE	.00	.00	.00	.00
T-BILL INVESTMENTS	.00	.00	.00	.00
FUND TOTALS	2,586,696.60	2,716,228.54	2,400,034.75	2,902,890.39
2017 038 JP TECH				
CASH - J P TECH FUND INVESTMENTS	12,861.76	1,089.39	484.82	13,466.33
CASH INVESTED - LOGIC	16,911.46	7.74	.00	16,919.20
CASH INVESTED - TEXSTAR	.00	.00	.00	.00
FUND TOTALS	29,773.22	1,097.13	484.82	30,385.53
2017 040 LAW LIBRARY				
CASH - LAW LIBRARY	45,717.49	1,095.00	417.74	46,394.75
CASH INVESTED - LOGIC	81,940.73	37.46	.00	81,978.19
CASH INVESTED - TEXSTAR	.00	.00	.00	.00
FUND TOTALS	127,658.22	1,132.46	417.74	128,372.94
2017 041 CC LIBRARY FUND				
CASH - COOKE COUNTY LIBRA	35,865.62	1,477.20	502.96	36,839.86
CASH INVESTED - LOGIC	22,280.23	10.20	.00	22,290.43
CASH INVESTED - TEXSTAR	.00	.00	.00	.00
T-BILL INVESTMENTS	.00	.00	.00	.00
FUND TOTALS	58,145.85	1,487.40	502.96	59,130.29
2017 042 CC HISTORICAL COMM.				
CASH - COOKE CO. HISTORIC	4,148.72	.00	.00	4,148.72
FUND TOTALS	4,148.72	.00	.00	4,148.72
2017 043 JP COURTHOUSE SECURITY				
CASH - JP COURTHOUSE SECURITY	12,335.66	40,272.36	50,024.10	2,583.92
CASH INVESTED	5,051.06	2.30	.00	5,053.36

ACCOUNT NAME	BEGINNING CASH BALANCE	CASH RECEIPTS	CASH DISBURSEMENTS	ENDING CASH BALANCE
CASH INVESTED - LOGIC	.00	.00	.00	.00
CASH INVESTED - TEXTSTAR	7.94	100,616.37	140,600.43	10,023.88
FUND TOTALS	17,394.66	140,891.03	190,624.53	17,661.16

2017 044 COURTHOUSE SECURITY				
CASH - COURTHOUSE SECURIT	93,772.92	1,878.46	50,000.00	45,651.38
CASH INVESTED	157,483.63	72.01	.00	157,555.64
CASH INVESTED - LOGIC	.00	.00	.00	.00
CASH INVESTED - TEXTSTAR	50,007.94	50,039.09	50,015.94	50,031.09
FUND TOTALS	301,264.49	51,989.56	100,015.94	253,238.11

2017 045 FLOOD DAMAGE				
CASH - FLOOD DAMAGE	17,742.00	.00	.00	17,742.00
CASH INVESTED - TEXPOOL	.00	.00	.00	.00
CASH INVESTED - LOGIC	.00	.00	.00	.00
FUND TOTALS	17,742.00	.00	.00	17,742.00

2017 046 CHAPTER 19				
CASH - CHAPTER 19	.00	.00	.00	.00
INVESTMENTS	.00	.00	.00	.00
FUND TOTALS	.00	.00	.00	.00

2017 047 CC RECORDS MANAGEMENT				
CASH - CC RECORDS MANAGEMENT	4,401.73	110.22	.00	4,511.95
INVESTMENTS - TEXPOOL	.00	.00	.00	.00
FUND TOTALS	4,401.73	110.22	.00	4,511.95

2017 048 COUNTY RECORDS MANAGEMENT				
CASH - RECORDS MANAGEMENT	51,256.10	1,632.72	.00	52,888.82
CASH INVESTED - TEXPOOL	265,963.25	121.63	.00	266,084.88
CASH INVESTED - LOGIC	.00	.00	.00	.00
CASH INVESTED - TEXTSTAR	.00	.00	.00	.00
FUND TOTALS	317,219.35	1,754.35	.00	318,973.70

2017 049 CC RECORDS PRESERVATION				
CASH - RECORDS PRESERVATI	129,539.61	6,441.00	75,000.00	60,980.61
CASH INVESTED - TEXPOOL	84,177.47	38.49	.00	84,215.96
CASH INVESTED - LOGIC	.00	.00	.00	.00
CASH INVESTED - TEXTSTAR	75,011.88	75,057.90	75,023.15	75,046.63
FUND TOTALS	288,728.96	81,537.39	150,023.15	220,243.20

2017 050 DIST CLERK RECORDS MANAGEMENT				
CASH - D C RECORDS MANAGEMENT	25,009.95	290.09	.00	25,300.04
CASH INVESTED	15,097.84	6.89	.00	15,104.73
CASH INVESTED - LOGIC	.00	.00	.00	.00
CASH INVESTED - TEXTSTAR	.00	.00	.00	.00
FUND TOTALS	40,107.79	296.98	.00	40,404.77

2017 051 DISTRICT CLERK ARCHIVE				
DISTRICT CLERK ARCHIVE	20,076.90	260.00	.00	20,336.90
INVESTMENTS	4,026.11	1.83	.00	4,027.94
CASH INVESTED - LOGIC	.00	.00	.00	.00
CASH INVESTED - TEXTSTAR	.00	.00	.00	.00
FUND TOTALS	24,103.01	261.83	.00	24,364.84

2017 052 COUNTY CLERK ARCHIVE FEE				
CASH - RECORDS ARCHIVE	61,809.25	6,020.00	6,426.82	61,402.43

ACCOUNT NAME	BEGINNING CASH BALANCE	CASH RECEIPTS	CASH DISBURSEMENTS	ENDING CASH BALANCE
2017 053 CA CHECK COLLECTING				
CASH - CHECK COLLECTING &	2,690.83	10.00	109.06-	2,591.77
CASH INVESTED	4,536.44	2.14	.00	4,538.58
CASH INVESTED - LOGIC	.00	.00	.00	.00
CASH INVESTED - TEXSTAR	.00	.00	.00	.00
FUND TOTALS	7,227.27	12.14	109.06-	7,130.35
2017 054 DA CHECK COLLECTING				
CASH - DA CHECK COLLECTING	75.34	.00	34.92-	40.42
CASH INVESTED	.00	.00	.00	.00
FUND TOTALS	75.34	.00	34.92-	40.42
2017 055 CO ATTY FORFEITURE				
FUND TOTALS	.00	.00	.00	.00
2017 056 DISTRICT ATTY FORFEITURE				
CASH - D.A. FORFEITURE FU	70,774.62	1,878.90	5,638.16-	67,015.36
CASH INVESTED - TEXPOOL	30,234.84	13.84	.00	30,248.68
CASH INVESTED - LOGIC	.00	.00	.00	.00
CASH INVESTED - TEXSTAR	.00	.00	.00	.00
FUND TOTALS	101,009.46	1,892.74	5,638.16-	97,264.04
2017 057 D A SEIZURE FUND				
CASH - SEIZURE-LAW	52,506.88	2,178.71	8,274.32-	46,411.27
INVESTMENTS	.00	.00	.00	.00
FUND TOTALS	52,506.88	2,178.71	8,274.32-	46,411.27
2017 058 SHERIFF FORFEITURE				
CASH-SHERIFF FORFEITURE	10,763.77	3,084.10	.00	13,847.87
INVESTMENTS	37,731.69	17.25	.00	37,748.94
CASH INVESTED - LOGIC	.00	.00	.00	.00
CASH INVESTED - TEXSTAR	.00	.00	.00	.00
FUND TOTALS	48,495.46	3,101.35	.00	51,596.81
2017 059 JAIL COMMISSARY				
CASH - JAIL COMMISSARY	24,553.58	2,186.46	408.87-	26,331.17
CASH INVESTED - TEXPOOL	78,426.75	35.84	.00	78,462.59
CASH INVESTED - LOGIC	.00	.00	.00	.00
CASH INVESTED - TEXSTAR	.00	.00	.00	.00
FUND TOTALS	102,980.33	2,222.30	408.87-	104,793.76
2017 060 INTEREST & SINKING				
CASH - INTEREST & SINKING	.00	.00	.00	.00
CASH INVESTED	.00	.00	.00	.00
CASH INVESTED - LOGIC	.00	.00	.00	.00
T-BILL INVESTMENTS	.00	.00	.00	.00
FUND TOTALS	.00	.00	.00	.00
2017 061 2004 GO REPUNING DEBT SERVICE				
CASH - 2004 GO REPUNING D/S	320,246.74	238,516.25	.00	558,762.99
CASH INVESTED	360,583.33	164.89	.00	360,748.22
CASH INVESTED - LOGIC	.00	.00	.00	.00

ACCOUNT NAME	BEGINNING CASH BALANCE	CASH RECEIPTS	CASH DISBURSEMENTS	ENDING CASH BALANCE
2017 070 BOND FUND				
CASH - CONSTRUCTION FUND				
CASH INVESTED	.00	.00	.00	.00
CASH INVESTED - LOGIC	.00	.00	.00	.00
FUND TOTALS	.00	.00	.00	.00
2017 088 STATE FEES				
CASH - STATE FEES	129,036.06	45,172.10	139,682.93-	34,525.23
CASH INVESTED	8,090.76	3.68	.00	8,094.44
CASH INVESTED - LOGIC	.00	.00	.00	.00
CASH INVESTED - TEXSTAR	.00	.00	.00	.00
FUND TOTALS	137,126.82	45,175.78	139,682.93-	42,619.67
2017 090 OFFICER'S TRUST				
CASH-OFFICERS TRUST	.00	.00	.00	.00
CASH INVESTED	.00	.00	.00	.00
CASH INVESTED - LOGIC	.00	.00	.00	.00
FUND TOTALS	.00	.00	.00	.00
2017 091 LIBRARY TRUST - LIDDELL				
CASH-LIBRARY TRUST/LIDDELL	1,627.09	9.64	.00	1,636.73
CD INVESTMENT	15,000.00	.00	.00	15,000.00
FUND TOTALS	16,627.09	9.64	.00	16,636.73
2017 092 LIBRARY TRUST - ROSENSTEIN				
CASH-LIBRARY TRUST/ROSENSTEIN	2,154.08	.00	78.44-	2,075.64
CD INVESTMENT	19,000.00	.00	.00	19,000.00
FUND TOTALS	21,154.08	.00	78.44-	21,075.64
2017 098 PAYROLL CLEARING				
CASH - PAYROLL CLEARING	1,903,068.84	927,344.22	.00	2,830,413.06
INVESTMENTS	.00	.00	.00	.00
FUND TOTALS	1,903,068.84	927,344.22	.00	2,830,413.06
2017 100 CHILD ABUSE PREVENTION FUND				
CASH-CHILD ABUSE PREVENTION	277.25	4.18	.00	281.43
CASH INVESTED	.00	.00	.00	.00
FUND TOTALS	277.25	4.18	.00	281.43
2017 101 PRETRIAL DIVERSION				
CASH-PRETRIAL DIVERSION	8,854.00	.00	.00	8,854.00
CASH INVESTED	.00	.00	.00	.00
CASH INVESTED - LOGIC	.00	.00	.00	.00
FUND TOTALS	8,854.00	.00	.00	8,854.00
GRAND TOTALS	36,045,484.58	17,980,672.95	9,526,211.04-	44,549,946.49