



FINANCIAL REPORTS

December 2017

In accordance with Local Government Code 114.026, this affidavit states the current cash and reports in the custody of the county treasurer as of this date of December 31, 2017.




Jason Brinkley,
Cooke County Judge



Rebecca Lawson,
Cooke County Clerk





Gary Hollowell,
Commissioner Pct. #1

B. C. Lemons,
Commissioner Pct. #2

John Klement,
Commission Pct. #3



Leon Klement,
Commissioner Pct. #4

FILED FOR RECORD

18 JAN 23 AM 11:20

REBECCA LAWSON
COUNTY CLERK, COOKE CO. TX

BY  DEPUTY

AFFIDAVIT

STATE OF TEXAS

COUNTY OF COOKE


The members of the Commissioners' Court of Cooke County, Texas, state as follows:

The requirement of Subsection (C) of the Texas Local Government Code, §114.026 have been met for the term of December, 2017. The amount of cash and other assets in the custody of the County Treasurer at the time of examination are:


Cash (includes on hand, money market accounts, and short term investments) \$ 34,928,523.07

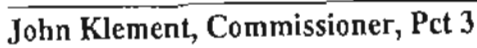
Other Assets (long term investments) \$ 0.00

Sworn to and subscribed this 22 day of January, 2018.


Jason Brinkley, Cooke County Judge



Gary Hollowell, Commissioner, Pct 1



B. C. Lemons, Commissioner, Pct 2


John Klement, Commissioner, Pct 3


Leon Klement, Commissioner, Pct 4

ATTEST:


Rebecca Lawson, County Clerk



FILED FOR RECORD

18 JAN 23 AM 11:20

REBECCA LAWSON
COUNTY CLERK, COOKE CO. TX

BY  DEPUTY



MONTHLY REPORT

DECEMBER 2017

PATTY BRENNAN

COOKE COUNTY TREASURER

TOTALS

PRIOR MONTH ENDING BANK STATEMENT BALANCE \$141,241.03 3
 CLEARED DEPOSITS \$837,219.21
 CLEARED ADDITIONS \$.00
 CLEARED CHECKS \$57,871.24- 68
 CLEARED DEDUCTIONS \$915,779.39- 6

CURRENT MONTH ENDING BANK STATEMENT BALANCE \$4,809.61

CURRENT MONTH ENDING BANK STATEMENT BALANCE \$4,809.61
 OUTSTANDING DEPOSITS \$.00
 OUTSTANDING ADDITIONS \$.00
 OUTSTANDING CHECKS \$4,809.61- 9
 OUTSTANDING DEDUCTIONS \$.00

RECONCILED BOOK BALANCE \$.00

ENDING STATEMENT DATE 12/31/2017 CLERK: 28

PRIOR MONTH ENDING BANK STATEMENT BALANCE \$4,612,767.25 226
 CLEARED DEPOSITS \$7,133,477.72 2
 CLEARED ADDITIONS \$66,112.41 2
 CLEARED CHECKS \$2,803,965.81- 324
 CLEARED DEDUCTIONS \$804,999.18- 6

CURRENT MONTH ENDING BANK STATEMENT BALANCE \$8,203,392.40

CURRENT MONTH ENDING BANK STATEMENT BALANCE \$8,203,392.40
 OUTSTANDING DEPOSITS \$.00
 OUTSTANDING ADDITIONS \$.00
 OUTSTANDING CHECKS \$974,595.50- 450
 OUTSTANDING DEDUCTIONS \$.00

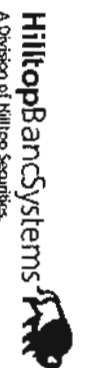
RECONCILED BOOK BALANCE \$7,228,796.90
 ENDING STATEMENT DATE 12/31/2017 CLERK: PB



Pledge Security Listing

December 31, 2017

EL CAMPO, TX



A Division of Hilltop Securities

ID	CUSIP	Description	Safeguarding Location	Safeguarding Receipt	Coupon	Maturity Date	Call Date	Moody	S&P	Fitch	ASC 320	Face Amount	Current Par	Current Book Value	Market Value	Gain/(Loss)
COOKE COUNTY																
2047	3128MBNA1	PHLMC G12885	PHLB	X	5.00	06/01/2021		AAA	AA+	AAA	HTM	157,950	4,130.23	4,130.24	4,241.73	111.50
2107	31410C558	FNMA 889257	PHLB	X	5.00	04/01/2021		AAA	AA+	AAA	HTM	105,405	2,477.54	2,477.54	2,542.96	65.42
3643	3128HWQX4	PHLMC G18469	PHLB		2.00	06/01/2028		AAA	AA+	AAA	HTM	212,158	115,272.77	115,585.97	112,176.26	(3,409.71)
Total for COOKE COUNTY												475,513	121,880.54	122,193.75	118,950.95	(3,232.79)



A Division of Hilltop Securities

Although the information in this report has been obtained from sources believed to be reliable, its accuracy cannot be guaranteed.

report

PAGE 1 12/29/17 19:39:44
HOLDINGS BAPN032N
CC1 PROD

FEDERAL RESERVE BANK PLEDGEE

DISTRB PT J1
AS OF CLOSE OF BUSINESS 12-29-2017

PLEDGEE: COOKE COUNTY
100 S. DIXON
RM. 106

J7BM INSTITUTION ID: #J7BM

GAINESVILLE TX 76240

HOLDER : 081500862 - LANDMARK BANK
ACCOUNT: J7BM - *COOKE COUNTY

RESP FRB:H1

CUSIP #	BALANCE	BOOK VALUE	BVF	PAR
31300LVH5	200,000.00	FMAR 848716 G 01-01-37 69,172.15	0.3458607300	
3133TTX48	300,000.00	FGRA 2326ZQ 06/15/31 06-15-31 32,636.66	0.1087888500	
3133XDVS7	700,000.00	5.25 FHLB 20 EK 12-11-20 700,000.00	1.0000000000	
313378CR0	5,000,000.00	2.25 FHLB 22 KW 03-11-22 5,000,000.00	1.0000000000	
313380GJ0	1,000,000.00	2.00 FHLB 22 WX 09-09-22 1,000,000.00	1.0000000000	
3136ACLE9	1,400,000.00	FNRM RC025BD R13F025 03-25-33 703,469.13	0.5024779500	
3136ACU25	500,000.00	FNRM RC015DC R13F015 03-25-33 264,326.14	0.5286522800	
3136AKJK0	1,000,000.00	FNRM CL041CM R14F041 06-25-40 583,808.02	0.5838080200	
3137B1CT7	600,000.00	FGRM 4195LH 12/15/31 12-15-31 298,678.20	0.4977970000	
31392WB41	400,000.00	FGRM 2512PG 10/15/22 10-15-22 62,705.32	0.1567632900	
31394H2Q3	1,200,000.00	FGRM 2662DH 08/15/23 08-15-23 549,673.40	0.4580611700	
31395HVM9	200,000.00	FGRA 2896BZ 11/15/34 11-15-34 209,201.77	1.0460088300	
38374F2L7	700,000.00	GNRM 2004-24 ZM 04-20-34 639,313.87	0.9133055314	
			SUBTOTAL :	
	13,200,000.00	10,112,984.66		
			GRAND TOTAL :	
	13,200,000.00	10,112,984.66		

Pledge Inventory Report

Landmark Bank
Columbia, MO
FROM 12/1/2017 TO 12/31/2017

Customer ID: 5961
Report Date: 1/3/2018
PAS Rep: Vance Roe
Account Rep: Bob Fitzpatrick

Cusip	Description	Maturity Date	Intnt	S&P	Market Price Dt	Original Face	Book Value
Ticker	Location Code/Name	Group	Coupon	Moody	Maturity (Yr)	Par	Market Value
Pledged: J7BM - COOKE COUNTY							
3130A5R35	FEDERAL HOME LOAN BA	06/31/2025	AFS	AA+	12/29/2017	100,000.00	103,015.02
1104699	FED - FEDERAL RESERVE BANK	AGY	2.87500	Aaa	7.45	100,000.00	102,509.00
3130A5R35	FEDERAL HOME LOAN BA	06/31/2025	AFS	AA+	12/29/2017	400,000.00	415,660.43
1102932	FED - FEDERAL RESERVE BANK	AGY	2.87500	Aaa	7.45	400,000.00	410,036.01
313378C80	FED HOME LN BK	03/11/2022	AFS	AA+	12/29/2017	5,000,000.00	5,049,986.17
956483	FED - FEDERAL RESERVE BANK	AGY	2.25000	Aaa	4.19	5,000,000.00	5,007,450.10
313380GJ0	FED HOME LN BK	09/09/2022	AFS	AA+	12/29/2017	1,000,000.00	1,000,000.00
988741	FED - FEDERAL RESERVE BANK	AGY	2.00000	Aaa	4.69	1,000,000.00	988,359.99
3133X0V57	FED HOME LN BK	12/11/2020	AFS	AA+	12/29/2017	700,000.00	764,035.63
933583	FED - FEDERAL RESERVE BANK	AGY	5.25000	Aaa	2.95	700,000.00	763,049.03
31300LVH5	FHLMC ARM POOL #8487	01/01/2037	AFS	NR	12/29/2017	200,000.00	73,686.11
851172	FED - FEDERAL RESERVE BANK	MB3	3.42100	NR	19.02	69,172.15	72,949.64
3133TTX48	fhmc remic ser 2326	06/15/2031	AFS	NR	12/29/2017	300,000.00	36,452.99
783451	FED - FEDERAL RESERVE BANK	MB4	6.50000	NR	13.46	32,636.66	36,379.92
3136ACLE9	FNM13025 BD	03/25/2033	AFS	NR	12/29/2017	1,400,000.00	686,896.51
879680	FED - FEDERAL RESERVE BANK	MB4	2.00000	NR	15.24	703,469.13	688,374.16
3136ACU25	FNM13015 DC	03/25/2033	AFS	NR	12/29/2017	500,000.00	258,484.02
881004	FED - FEDERAL RESERVE BANK	MB4	2.00000	NR	15.24	264,326.14	256,189.89
3136AKJK0	FNR 2014-41 CM	06/25/2040	AFS	NR	12/29/2017	1,000,000.00	560,825.78
916714	FED - FEDERAL RESERVE BANK	MB4	1.50000	NR	22.50	583,808.02	565,442.46
3137B1CT7	FHL4195 LH	12/15/2031	AFS	NR	12/29/2017	600,000.00	289,691.85
882621	FED - FEDERAL RESERVE BANK	MB4	1.50000	NR	13.96	298,678.20	289,407.49
31392WB41	FHL2512 PG	10/15/2022	AFS	NR	12/29/2017	400,000.00	65,905.42
719835	FED - FEDERAL RESERVE BANK	MB4	5.50000	NR	4.79	62,705.32	65,967.72
31394H203	FHL2662 DH	08/15/2023	AFS	NR	12/29/2017	1,200,000.00	578,752.69
887207	FED - FEDERAL RESERVE BANK	MB4	5.00000	NR	5.62	549,673.40	575,868.98

This report reflects information submitted to us by the customer. It is not intended to be used as the official record of safekeeping location and/or pledged holdings. This information should be provided by the customer's safekeeper.

Landmark Bank, N.A.
 Cooke County
 As of: Friday, December 29, 2017

Detail Section:

<u>Account No.</u>	<u>Balance</u>	<u>Int Rate</u>	<u>Type</u>	<u>Officer</u>
28002408	\$0	0.00%	TDSV	R1B
28002416	\$0	0.00%	TDSV	R1B
28900090	\$4,810	0.00%	CK	R1B
28900287	\$8,203,392	0.70%	CK	R1B
28900325	\$12,500	0.00%	CK	R1B
28900333	\$0	0.00%	CK	R1B
28900341	\$0	0.00%	CK	R1B
28900368	\$81,989	0.70%	CK	R1B
28900376	\$126,592	0.00%	CK	R1B
28900384	\$500,971	0.00%	CK	R1B
28900392	\$444	0.00%	CK	R1B
28900406	\$29,569	0.00%	CK	R1B
28900414	\$356	0.00%	CK	R1B
28900422	\$0	0.00%	CK	R1B
28900449	\$0	0.00%	CK	R1B
28900457	\$0	0.00%	CK	R1B
28900465	\$0	0.00%	CK	R1B
28900481	\$105,121	0.00%	CK	R1B
28900511	\$1,684	0.00%	CK	R1B
28900538	\$2,026	0.00%	CK	R1B
28901259	\$11,942	0.00%	CK	ELE
28901593	\$3,406	0.00%	CK	JDH
4170003539	\$49,000	0.00%	CK	R1B
4170009684	\$0	0.00%	CK	R1B
4170009700	\$8,472	0.00%	CK	R1B
4170013934	\$0	0.00%	CK	JDH
4170023065	\$0	0.00%	CK	R1B
4170045332	\$16,544	0.00%	CK	T1G
4170049177	\$0	0.00%	CK	T1G
4170056479	\$568,692	0.00%	CK	T1G
4170056487	\$5,500	0.00%	CK	T1G
4170800744	\$0	0.00%	TDSV	JDH
4170800751	\$0	0.00%	TDSV	JDH
4170801528	\$0	0.00%	TDSV	R1B
4170801536	\$0	0.00%	TDSV	R1B
4170802286	\$0	0.00%	TDSV	JDH
4170802294	\$0	0.00%	TDSV	JDH
4170802849	\$0	0.00%	TDSV	JDH

4170802856	\$0	0.00%	TDSV	JDH
4170803896	\$0	0.00%	TDSV	R1B
4170803904	\$0	0.00%	TDSV	R1B
4170804019	\$0	0.00%	TDSV	R1B
4170804142	\$0	0.00%	TDSV	R1B
4170804159	\$0	0.00%	TDSV	R1B
4170804415	\$0	0.00%	TDSV	T1G
4170804423	\$0	0.00%	TDSV	T1G
4170804761	\$0	0.00%	TDSV	T1G
4170804779	\$0	0.00%	TDSV	T1G
4170805073	\$0	0.00%	TDSV	T1G
4170805081	\$0	0.00%	TDSV	T1G
4170805198	\$8,000	1.05%	TDSV	JDH
4170805677	\$0	0.00%	TDSV	T1G
4170805685	\$0	0.00%	TDSV	T1G
4170806451	\$7,500	0.80%	TDSV	T1G
4170806469	\$7,500	0.80%	TDSV	T1G
4170806691	\$500,000	1.24%	TDSV	T1G
4170806709	\$500,000	1.24%	TDSV	T1G

Collateral Section:

<u>Description / LOC No.</u>	<u>Amount</u>	<u>Maturity Date</u>
Securities - Market Value	\$10,751,678	(See odd'l report)

Pledge Report Summary:

Total Deposits	\$ 10,756,010
Plus Additional Coverage (per Agreement)	\$ 0
Total Collateral Needed	<u>\$ 10,756,010</u>
Collateral Pledged	\$ 10,751,678
FDIC Insurance	\$ 250,000
Total Collateral Provided	<u>\$ 11,001,678</u>
Total Public Funding Excess / (Needed)	<u>\$ 245,668</u>

C.D. INVESTMENTS

LANDMARK BANK

December 2017

<u>C.D.#</u>	<u>PURCHASE DATE</u>	<u>AMOUNT</u>	<u>MAT. DATE</u>
GEN/4170806691	May 26, 2017	500,000.00	May 26, 2018
GEN/4170806709	May 26, 2017	500,000.00	May 26, 2018
Library – Liddell 6451	Jan 17, 2017	7,500.00	Jan 17, 2019
Library – Liddell 6469	Jan 17, 2017	7,500.00	Jan 17, 2019
Library _ Rosenstein 5099	Sept 12, 2017	11,000.00	Dec 12, 2020
Library – Rosenstein 5198	Sept 16, 2014	8,000.00	Dec 16, 2017

INT. EARNED MONTHLY:

2-Gen CD's @ 1.24%
2-Liddell CD's @ .80%
2-Rosenstein CD's @ 1.05%

Interest is deposited into the Treasurer's Fund. The 2 Gen CDs' interest is deposited monthly, and the 4 Library's CDs' interest is deposited quarterly.

PROSPERITY BANK

GEN/14401708	Sept 17, 2017	250,000.00	Sept 17, 2019
--------------	---------------	------------	---------------

INT. EARNED MONTHLY:

Gen CD @ .90%

Interest accrues monthly and is deposited monthly with depository bank into the Treasurer's Fund.

C.D. INVESTMENTS

THE FIRST STATE BANK

December 2017

<u>C.D.#</u>	<u>PURCHASE DATE</u>	<u>AMOUNT</u>	<u>MAT. DATE</u>
GEN/71445	Sept 17, 2017	250,000.00	Sept 17, 2019

INT. EARNED MONTHLY:

Gen CD @ .90%

Interest accrues monthly and is deposited monthly with depository bank into the Treasurer's Fund.

MUENSTER STATE BANK

GEN/2129	Sept 17, 2017	250,000.00	Sept 17, 2019
----------	---------------	------------	---------------

INT. EARNED MONTHLY:

Gen CD @ .90%

Interest accrues monthly and is deposited monthly with depository bank into the Treasurer's Fund.

INVESTMENTS-TEXPOOL
PATTY BRENNAN, COOKE COUNTY TREASURER
DECEMBER 2017

ACCT NAME	BALANCE		WITH-		CURRENT INTEREST	ENDING BALANCE
	FORWARD	DEPOSITS	DRAWALS			
GENERAL	\$ 5,524,360.04	-	-	\$ 5,519.63	\$ 5,529,879.67	
R & B -1	\$ 1,014,473.58	-	-	\$ 1,013.63	\$ 1,015,487.21	
R & B -2	\$ 312,812.10	-	-	\$ 312.54	\$ 313,124.64	
R & B -3	\$ 540,747.05	-	-	\$ 540.32	\$ 541,287.37	
R & B -4	\$ 515,748.59	-	-	\$ 515.28	\$ 516,263.87	
FM & L	\$ 369,977.95	-	50,000.00	\$ 329.98	\$ 320,307.93	
STATE FUNDS	\$ 5,152.52	-	-	\$ 8.14	\$ 5,160.66	
TJPC	\$ 2,562.45	-	-	\$ 2.62	\$ 2,565.07	
DIST CLK PRESERVATION	\$ 10,140.20	-	-	\$ 10.14	\$ 10,150.34	
COUNTY/DIST TECH	\$ 1,538.01	-	-	\$ 1.56	\$ 1,539.57	
ADULT PROB	\$ 176,051.13	-	-	\$ 175.91	\$ 176,227.04	
JUV-ISP	\$ 4,854.53	-	-	\$ 4.87	\$ 4,859.40	
COURT REP	\$ 42,739.63	-	-	\$ 42.68	\$ 42,782.31	
PERM IMP	\$ 156,645.90	400,000.00	-	\$ 437.94	\$ 557,083.84	
LAW ENFORCEMENT ED	\$ 10,138.11	-	-	\$ 10.14	\$ 10,148.25	
JP-CH SECURITY	\$ 5,089.69	-	-	\$ 5.05	\$ 5,094.74	
DIST CLK RECORDS MGMT	\$ 15,213.44	-	-	\$ 15.21	\$ 15,228.65	
DIST CLK ARCHIVE	\$ 4,056.70	-	-	\$ 4.05	\$ 4,060.75	
COUNTY ATTY CHECK COLLECT	\$ 4,571.25	-	-	\$ 4.62	\$ 4,575.87	
JUV PROB-IVE	\$ 1,067.05	-	-	\$ 1.07	\$ 1,068.12	
LAW LIBRARY	\$ 82,567.65	-	-	\$ 82.48	\$ 82,650.13	
JP TECH	\$ 17,040.90	-	-	\$ 16.99	\$ 17,057.89	
C H SECURITY	\$ 133,553.32	-	-	\$ 133.45	\$ 133,686.77	
REC MGMT	\$ 117,186.58	-	-	\$ 117.12	\$ 117,303.70	
REC PRESV	\$ 34,581.40	-	-	\$ 34.51	\$ 34,615.91	
LIBRARY	\$ 22,450.79	-	-	\$ 22.43	\$ 22,473.22	
ARCHIVE	\$ 55,204.59	-	-	\$ 55.17	\$ 55,259.76	
DIST ATTY FORFEITURE	\$ 30,466.20	-	-	\$ 30.42	\$ 30,496.62	
SHERIFF FORFEITURE	\$ 38,020.41	-	-	\$ 37.96	\$ 38,058.37	

INVESTMENTS-TEXPOOL
 PATTY BRENNAN, COOKE COUNTY TREASURER
 DECEMBER 2017

ACCT NAME	BALANCE FORWARD	DEPOSITS	WITH- DRAWALS	CURRENT INTEREST	ENDING BALANCE
JAIL COMMISSARY	\$ 79,026.78	\$ -	\$ -	\$ 78.97	\$ 79,105.75
2004 GO-REFUNDING	\$ 187,451.82	\$ -	\$ -	\$ 187.29	\$ 187,639.11
TOTAL: TREAS FUND	<u>\$ 9,515,490.36</u>	<u>\$ 400,000.00</u>	<u>\$ 50,000.00</u>	<u>\$ 9,752.17</u>	<u>\$ 9,875,242.53</u>
YEAR - TO - DATE INTEREST	BAL FORWARD	CURRENT INT.	BALANCE		
	\$ 16,589.44	\$ 9,752.17	\$ 26,341.61		
AVG. YEILD FOR DECEMBER 2017		1.16%	MKT VALUE PER SHARE \$		1.00

INVESTMENTS-TEX STAR
 PATTY BRENNAN, COOKE COUNTY TREASURER
 DECEMBER 2017

ACCT NAME	BALANCE FORWARD	DEPOSITS	WITH-DRAWALS	CURRENT INTEREST	ENDING BALANCE
GENERAL	\$ 5,506,129.43	\$ -	\$ -	\$ 5,500.57	\$ 5,511,630.00
R & B -1	\$ 700,224.41	\$ -	\$ -	\$ 699.53	\$ 700,923.94
R & B -2	\$ 347,992.87	\$ -	\$ -	\$ 347.63	\$ 348,340.50
R & B -3	\$ 449,299.65	\$ -	\$ -	\$ 448.85	\$ 449,748.50
R & B -4	\$ 565,476.72	\$ -	\$ 50,000.00	\$ 525.29	\$ 516,002.01
FM & L	\$ 302,684.70	\$ -	\$ 50,000.00	\$ 262.78	\$ 252,947.48
ADULT PROBATION	\$ 181,485.34	\$ -	\$ -	\$ 181.29	\$ 181,666.63
PERM IMP	\$ 272,010.91	\$ 300,000.00	\$ -	\$ 482.16	\$ 572,493.07
CC LIBRARY	\$ 25,167.04	\$ -	\$ -	\$ 25.14	\$ 25,192.18
JP- CH SECURITY	\$ 10,096.67	\$ -	\$ -	\$ 10.09	\$ 10,106.76
COURTHOUSE SECURITY	\$ 45,394.19	\$ -	\$ -	\$ 45.33	\$ 45,439.52
RECORDS MANAGEMENT	\$ 25,167.04	\$ -	\$ -	\$ 25.14	\$ 25,192.18
RECORDS PRESERVATION	\$ 30,415.36	\$ -	\$ -	\$ 30.37	\$ 30,445.73
ARCHIVE FEES	\$ 25,171.36	\$ -	\$ -	\$ 25.14	\$ 25,196.50
2012 GO REFUNDING	\$ 177,020.05	\$ -	\$ -	\$ 176.83	\$ 177,196.88
STATE FEES	\$ 5,178.63	\$ -	\$ -	\$ 5.17	\$ 5,183.80
DIST ATTY FORFEITURE	\$ 25,068.50	\$ -	\$ -	\$ 25.07	\$ 25,093.57
SHERIFF FORFEITURE	\$ 25,068.50	\$ -	\$ -	\$ 25.07	\$ 25,093.57
TOTAL: TREAS FUND	<u>\$ 8,719,051.37</u>	<u>\$ 300,000.00</u>	<u>\$ 100,000.00</u>	<u>\$ 8,841.45</u>	<u>\$ 8,927,892.82</u>
YEAR - TO - DATE INTEREST	BAL FORWARD	CURRENT INT.	BALANCE		
	\$ 15,468.77	\$ 8,841.45	\$ 24,310.22		
AVG. YEILD FOR DECEMBER 2017	1.18%	MKT VALUE PER SHARE	\$ 1.00		

INVESTMENTS-LOGIC
 PATTY BRENNAN, COOKE COUNTY TREASURER
 DECEMBER 2017

ACCT NAME	BALANCE FORWARD	DEPOSITS	WITH-DRAWALS	CURRENT INTEREST	ENDING BALANCE
GENERAL	\$ 2,015,030.32	\$ -	\$ -	\$ 2,358.91	\$ 2,017,389.23
R & B -1	\$ 351,860.40	\$ -	\$ -	\$ 411.90	\$ 352,272.30
R & B -2	\$ 201,357.96	\$ -	\$ -	\$ 235.73	\$ 201,593.69
R & B -3	\$ 201,357.96	\$ -	\$ -	\$ 235.73	\$ 201,593.69
R & B -4	\$ 201,357.96	\$ -	\$ -	\$ 235.73	\$ 201,593.69
FM & L	\$ 100,678.96	\$ -	\$ -	\$ 117.85	\$ 100,796.81
ADULT PROBATION	\$ 150,846.43	\$ -	\$ -	\$ 176.60	\$ 151,023.03
PERM IMP	\$ 205,179.69	\$ 100,000.00	\$ -	\$ 321.16	\$ 305,500.85
LAW LIBRARY	\$ 25,083.75	\$ -	\$ -	\$ 29.35	\$ 25,113.10
COURTHOUSE SECURITY	\$ 50,339.52	\$ -	\$ -	\$ 58.93	\$ 50,398.45
RECORDS MANAGEMENT	\$ 151,018.47	\$ -	\$ -	\$ 176.80	\$ 151,195.27
RECORDS PRESERVATION	\$ 25,169.68	\$ -	\$ -	\$ 29.45	\$ 25,199.13
ARCHIVE FEES	\$ 25,083.75	\$ -	\$ -	\$ 29.35	\$ 25,113.10
DIST ATTY FORFEITURE	\$ 25,083.75	\$ -	\$ -	\$ 29.35	\$ 25,113.10
SHERIFF FOREITURE	\$ 25,083.75	\$ -	\$ -	\$ 29.35	\$ 25,113.10
2012 GO REFUNDING	\$ 276,938.35	\$ -	\$ -	\$ 324.21	\$ 277,262.56
TOTAL: TREAS FUND	<u>\$ 4,031,470.70</u>	<u>\$ 100,000.00</u>	<u>\$ -</u>	<u>\$ 4,800.40</u>	<u>\$ 4,136,271.10</u>
YEAR - TO - DATE INTEREST	BAL FORWARD \$ 8,775.33	CURRENT INT. \$ 4,800.40	BALANCE \$ 13,575.73		
AVG. YEILD FOR DECEMBER 2017	1.38%	MKT VALUE PER SHARE \$ 1.00			

Cooke County

Attn: Patty Brennan
 101 S. Dixon Street
 Gainesville, TX 76240

Depositor Statement

December 1, 2017 - December 31, 2017

Account #: 104791304900

Account at-a-Glance

Beginning Balance	2,010,690.16
+ Net Deposits	-10,690.16
+ Net Accrued Interest ²	1,664.41
Ending Balance	2,001,664.41
Days In Period ⁴	31
Average Daily Balance ⁵	2,001,724.22
Net APY This Period ⁶	0.9790
Available Balance ⁷	2,000,000.00

Depositor Information

Website: www.ficaaccount.com
 Support Center: (866) 343-5516

Account Transactions

Description	Date	Amount(USD\$)
Withdrawal	2017-12-06	-10,690.16

Insured Depository Detail

Depository Bank	FDIC Cert#	Balance(USD\$)
Alma Bank	58424	2,201.32
American Trust & Savings Bank	13150	2,826.54
Banc of California, National Association	35498	16,806.27
Bank of Hope	26610	48,774.94
Bank of New England	24540	3,122.68
Bank of the Ozarks	110	225,941.47
BankUnited National Association	58979	1,254.30
Bar Harbor Bank & Trust	11971	28,704.76
BofI Federal Bank	35546	14,858.91
Capital Bank National Association	35278	2,470.04
Centennial Bank	11241	5,592.65
CIVista Bank	12982	2,099.42
ConnectOne Bank	57919	9,060.42
Covenant Bank	58502	6,946.25
Farmers Exchange Bank	15118	2,884.14
Farmers Trust and Savings Bank	14195	6,757.36
First Bank	58481	83.50
First Commerce Bank	58054	6,874.09
First Community Bank	57903	6,123.70

Cooke County

Attn: Patty Brennan
101 S. Dixon Street
Gainesville, TX 76240

Depositor Statement

December 1, 2017 - December 31, 2017

Account #: 104791304900

Depository Bank	FDIC Cert#	Balance(USD\$)
First Community Financial Bank	58769	5,943.92
First Financial Bank	28905	3,132.32
First Guaranty Bank	14028	1,461.75
First Merchants Bank National Association	4365	3,434.97
First National Bank of Long Island	7072	1,344.96
First Sentinel Bank	31928	1,003.92
First State Bank	13622	2,284.94
First State Bank	17884	3,330.30
First Virginia Community Bank	58696	16,478.87
Fortis Private Bank	34401	13,264.71
Franklin Synergy Bank	58714	114,881.43
Great Western Bank	15289	247,211.61
Guaranty Bank	28670	5,536.88
Happy State Bank	10359	76,763.77
Hardin County Bank	20993	3,896.38
Hingham Institution for Savings	90211	2,595.59
IBERIABANK	28100	1,261.80
Inland Bank and Trust	22444	3,775.07
LegacyTexas Bank	58006	15,305.72
Lincoln Park Savings Bank (MHC)	28963	5,704.52
MainStreet Bank	57742	5,363.01
Merchants Bank of Indiana	8056	204,284.09
Meridian Bank	57777	7,422.66
Midland States Bank	1040	1,816.61
Mutual Federal Savings Bank of Plymouth	29755	1,539.32
NexBank SSB	29209	131,217.32
Optima Bank & Trust Company	58699	25,678.64
Pacific Enterprise Bank	58415	6,174.16
Pacific Mercantile Bank	34940	247,993.10
Provident Bank	90141	14,538.89
SmartBank	58463	90,416.98
Southern States Bank	58558	4,376.64
Southwest Bank	18812	20,703.58
Texas Capital Bank National Association	34383	13,912.99
Third Coast Bank SSB	58716	4,664.34
USAmeriBank	58427	5,385.68
United Bank	22858	73,714.54
Washington Trust Company of Westery	23623	1,214.34
WashingtonFirst Bank	57696	217,586.92
Aggregate Net Accrued Interest ³		1,664.41

Total 2,001,664.41

Disclosure Information

Cooke County

Attn: Patty Brennan
101 S. Dixon Street
Gainesville, TX 76240

Depositor Statement

December 1, 2017 - December 31, 2017

Account #: 104791304900

1 The Federally Insured Cash Account (FICA) is not a member of the Federal Deposit Insurance Corporation (FDIC), but the banks in which the money is deposited are FDIC members. The FDIC is an independent agency of the U.S. government that protects the funds depositors place in FDIC insured institutions. FDIC deposit insurance is backed by the full faith and credit of the U.S. government.

2 Net Accrued Interest is the estimated amount of the accrued interest earned for the current month less any FICA Fee with respect to such interest. Net Accrued Interest cannot be withdrawn from the account until it is credited to the account. There is no guarantee that the account holder will receive the full amount as stated. Refer to the U.S. Bank Custodial Statement, provided via fcaaccount.com, for further details regarding interest earned and fees charged. Net Accrued Interest is for informational purposes only.

3 Aggregate Net Accrued Interest is the sum of the current month's Net Accrued Interest and any prior period Net Accrued Interest not yet paid.

4 Days In Period ("DIP") is the number of days in the period beginning on, and including the later of, the first day of the month or the business day an initial deposit is received by the FICA Custodian if received on or before 12:00PM EST or the business day immediately following if received after 12:00PM EST, and ending on, and including, the last day of the month. DIP does not include any date on which the balance is zero.

5 Average Daily Balance is the sum of the beginning balance plus any deposits less any withdrawals averaged across number of days in Days In Period.

6 Net APY This Period is the annualized yield that reflects the relationship between the net interest received plus any Net Accrued Interest and the Average Daily Balance for the statement period.

7 Available Balance reflects the amount that can be withdrawn as of the date of the statement. This balance is the Ending Balance less the Aggregate Net Accrued Interest amount.

We encourage you to compare the information provided in our statement with the U.S. Bank custody statement. You may access the U.S. Bank custody statement by calling 1-866-343-5516.

StoneCastle Cash Management, LLC is an SEC Registered Investment Advisor. StoneCastle Cash Management, LLC is an affiliate of StoneCastle Partners, LLC, a leading asset management and financial services company dedicated to investing and serving the community banking sector. Performance data shown represents past performance, and is no guarantee of future results. Rates may change without notice. Please read the Terms and Conditions relating to the FICA program for more complete information and the governing terms of the account. Review your statement for accuracy. If you have any questions regarding your account, contact a FICA representative. Registration with the SEC does not imply a particular level of skill or training.

FUND NAME	CHECKING ACCOUNT	CHECKING AMOUNT	TDOA ACCOUNT	TDOA AMOUNT	FUND TOTAL
2018 001 GENERAL	TREAS FUND	3,527,785.00	TEXPOOL LOGIC TEXSTAR STONE CERT DEPOS	5,529,879.67 2,017,389.23 5,511,630.00 2,001,664.41 1,750,000.00	20,338,348.31
2018 011 ROAD & BRIDGE 1	TREAS FUND	301,935.74	TEXPOOL LOGIC TEXSTAR STONE	1,015,487.21 352,272.30 700,923.94	2,370,619.19
2018 012 ROAD & BRIDGE 2	TREAS FUND	329,519.78	TEXPOOL LOGIC TEXSTAR	313,124.64 201,593.69 348,340.50	1,192,578.61
2018 013 ROAD & BRIDGE 3	TREAS FUND	702,732.76	TEXPOOL LOGIC TEXSTAR	541,287.37 201,593.69 449,748.50	1,895,362.32
2018 014 ROAD & BRIDGE 4	TREAS FUND	404,696.71	TEXPOOL LOGIC TEXSTAR	516,263.87 201,593.89 516,002.01	1,638,556.28
2018 018 CERTZ TIF	TREAS FUND		TEXPOOL LOGIC		
2018 019 FM & LATERAL	TREAS FUND	96,561.07	TEXPOOL LOGIC TEXSTAR	320,307.93 100,796.81 252,947.48	770,613.29
2018 020 TJPC	TREAS FUND	46,866.23	TEXPOOL LOGIC TEXSTAR	2,565.07	49,431.30
2018 021 JUVENILE PROB-ISP	TREAS FUND	7,265.99	TEXPOOL LOGIC TEXSTAR	4,859.40	12,125.39
2018 022 JUVENILE PROBATION	TREAS FUND	12,237.87	TEXPOOL LOGIC		12,237.87
2018 023 JUVENILE PROB. IV-E	TREAS FUND	6,629.90	TEXPOOL LOGIC TEXSTAR	1,068.12	7,698.02
2018 028 ADULT PROBATION	TREAS FUND	114,141.59	TEXPOOL LOGIC TEXSTAR	176,227.04 151,023.03 181,666.63	623,058.29
2018 029 COMMUNITY CORRECTIONS	TREAS FUND	12,124.47	TEXPOOL LOGIC		12,124.47
2018 031 CONTRACT ELECTIONS	TREAS FUND	3,864.45	TEXPOOL LOGIC		3,864.45
2018 032 DISTRICT CLERK PRESERVATION	TREAS FUND	21,767.07	TEXPOOL LOGIC	10,150.34	

FUND NAME	CHECKING ACCOUNT	CHECKING AMOUNT	TDOA ACCOUNT	TDOA AMOUNT	FUND TOTAL
2018 033 COUNTY/DISTRICT TECHNOLOGY	FTREAS FUND	2,067.74	TEXPOOL LOGIC TEXSTAR	1,539.57	3,607.31
2018 034 COURT REPORTER	TREAS FUND	4,550.36	TEXPOOL LOGIC TEXSTAR	42,782.31	47,332.67
2018 035 PERMANENT IMPROVEMENT	TREAS FUND	886,246.62	TEXPOOL LOGIC TEXSTAR STONE	557,083.84 305,500.85 572,493.07	2,321,324.38
2018 037 LAW ENFORCEMENT ED	TREAS FUND	5,941.35	TEXPOOL LOGIC TEXSTAR	10,148.25	16,089.60
2018 038 JP TECH	TREAS FUND	18,824.97	TEXPOOL LOGIC TEXSTAR	17,057.89	35,882.86
2018 040 LAW LIBRARY	TREAS FUND	31,149.14	TEXPOOL LOGIC TEXSTAR	82,650.13 25,113.10	138,912.37
2018 041 CC LIBRARY FUND	TREAS FUND	17,353.87	TEXPOOL LOGIC TEXSTAR	22,473.22	65,019.27
2018 042 CC HISTORICAL COMM.	TREAS FUND	4,205.88	TEXPOOL LOGIC TEXSTAR	5,094.74	4,205.88
2018 043 JP COURTHOUSE SECURITY	TREAS FUND	2,823.20	TEXPOOL LOGIC TEXSTAR	10,106.76	18,024.70
2018 044 COURTHOUSE SECURITY	TREAS FUND	36,288.26	TEXPOOL LOGIC TEXSTAR	133,686.77 50,398.45 45,439.52	265,813.00
2018 045 FLOOD DAMAGE	TREAS FUND		TEXPOOL LOGIC		
2018 046 CHAPTER 19	TREAS FUND		TEXPOOL		
2018 047 CC RECORDS MANAGEMENT	TREAS FUND	1,804.05	TEXPOOL LOGIC TEXSTAR	117,303.70 151,195.27 25,192.18	1,804.05
2018 048 COUNTY RECORDS MANAGEMENT	TREAS FUND	33,381.37	TEXPOOL LOGIC TEXSTAR	25,192.18	327,072.52
2018 049 CC RECORDS PRESERVATION	TREAS FUND	71,047.25	TEXPOOL LOGIC TEXSTAR	34,615.91 25,199.13 30,445.73	161,308.02

FUND NAME	CHECKING ACCOUNT	CHECKING AMOUNT	TDOA ACCOUNT	TDOA AMOUNT	FUND TOTAL
2018 050 DIST CLERK RECORDS MANAGEMENT	TREAS FUND	22,651.46	TEXPOOL LOGIC TEXSTAR	15,228.65	37,880.11
2018 051 DISTRICT CLERK ARCHIVE	TREAS FUND	20,808.34	TEXPOOL LOGIC TEXSTAR	4,060.75	24,869.09
2018 052 COUNTY CLERK ARCHIVE FEE	TREAS FUND	52,823.51	TEXPOOL LOGIC TEXSTAR	55,259.76 25,113.10 25,196.50	158,392.87
2018 053 CA CHECK COLLECTING	TREAS FUND	1,800.26	TEXPOOL LOGIC TEXSTAR	4,575.87	6,376.13
2018 054 DA CHECK COLLECTING	TREAS FUND	75.34	TEXPOOL		75.34
2018 055 CO ATTY FORFEITURE	TREAS FUND	24,529.77	TEXPOOL LOGIC TEXSTAR	30,496.62 25,113.10 25,093.57	105,233.06
2018 056 DISTRICT ATTY FORFEITURE	TREAS FUND	27,061.00	TEXPOOL LOGIC TEXSTAR	38,058.37 25,113.10 25,093.57	27,061.00
2018 057 D A SEIZURE FUND	TREAS FUND	37,978.92	TEXPOOL LOGIC TEXSTAR	79,105.75	117,084.67
2018 058 SHERIFF FORFEITURE	TREAS FUND	294,159.12	TEXPOOL LOGIC TEXSTAR	187,639.11 277,262.56 177,196.88	936,297.67
2018 059 JAIL COMMISSARY	TREAS FUND	141,870.87	TEXPOOL LOGIC TEXSTAR	8,160.66 5,183.80	155,215.33
2018 061 2004 GO REFUNDING DEBT SERVITREAS FUND	TREAS FUND	1,357.11	TEXPOOL	15,000.00	16,357.11
2018 088 STATE FEES	TREAS FUND	1,884.30	CERT DEPOS	19,000.00	20,884.30
2018 090 OFFICER'S TRUST	TREAS FUND	2,758,094.63	TEXPOOL		2,758,094.63
2018 091 LIBRARY TRUST - LIDDELL	TREAS FUND	302.72	TEXPOOL		302.72
2018 092 LIBRARY TRUST - ROSENSTEIN	TREAS FUND	10,914.00	TEXPOOL		10,914.00
2018 098 PAYROLL CLEARING	TREAS FUND	22,168.96	TEXPOOL LOGIC		22,168.96
2018 100 CHILD ABUSE PREVENTION FUND	TREAS FUND				
2018 101 PRETRIAL DIVERSION	TREAS FUND				
2018 102 HOTEL OCCUPANCY TAX FUND	TREAS FUND				

COMBINED STATEMENT OF CASH POSITION FOR DECEMBER

FUND NAME	CHECKING ACCOUNT	CHECKING AMOUNT	TDOA ACCOUNT	TDOA AMOUNT	FUND TOTAL
		-----	TEXSTAR	-----	-----
TOTAL		10,179,782.61		26,728,070.86	36,906,853.47

CHECK ACCOUNT

CHECK

ACCOUNT BALANCE - TREAS FUND

1,420,587.98

TOTAL

10,178,782.61

TDOA ACCOUNT

TDOA

ACCOUNT BALANCE - TEXPOOL

9,878,242.53

ACCOUNT BALANCE - LOGIC

4,136,271.10

ACCOUNT BALANCE - TEXSTAR

8,927,892.82

ACCOUNT BALANCE - STONE

2,001,654.41

ACCOUNT BALANCE - CERT DEPOS

1,784,000.00

TOTAL

26,728,070.86

ACCOUNT NAME	BEGINNING CASH BALANCE	CASH RECEIPTS	CASH DISBURSEMENTS	ENDING CASH BALANCE
2018 001 GENERAL	1,029,668.97	4,169,591.26	1,671,475.23	3,527,785.00
CASH - GENERAL FUND	1,029,668.97	4,169,591.26	1,671,475.23	3,527,785.00
CASH ON HAND	1,969.00	.00	.00	1,969.00
CASH INVESTED - TEXPOOL	5,524,360.04	5,519.63	.00	5,529,879.67
CASH INVESTED - LOGIC	2,015,030.32	2,358.91	.00	2,017,389.23
CASH INVESTED - TEXSTAR	5,506,129.43	5,500.57	.00	5,511,630.00
CASH INVESTED - STONE CASTLE	2,010,690.16	1,664.41	10,690.16	2,001,664.41
T-BILLS - INVESTMENTS	.00	.00	.00	.00
CASH INVESTMENT-CD	1,750,000.00	.00	.00	1,750,000.00
FUND TOTALS	17,837,847.92	4,184,634.78	1,682,165.39	20,340,317.31

2018 011 ROAD & BRIDGE 1	184,411.20	314,963.27	197,438.73	301,935.74
CASH - ROAD & BRIDGE # 1	184,411.20	314,963.27	197,438.73	301,935.74
CASH INVESTED	1,014,473.58	1,013.63	.00	1,015,487.21
CASH INVESTED - LOGIC	351,860.40	411.90	.00	352,272.30
CASH INVESTED - TEXSTAR	700,224.41	699.53	.00	700,923.94
STONE CASTLE	.00	.00	.00	.00
T-BILL INVESTMENTS	.00	.00	.00	.00
FUND TOTALS	2,250,969.59	317,088.33	197,438.73	2,370,619.19

2018 012 ROAD & BRIDGE 2	88,988.21	315,387.22	74,855.65	329,519.78
CASH - ROAD & BRIDGE # 2	88,988.21	315,387.22	74,855.65	329,519.78
CASH INVESTED	312,812.10	312.54	.00	313,124.64
CASH INVESTED - LOGIC	201,357.96	235.73	.00	201,593.69
CASH INVESTED - TEXSTAR	347,992.87	347.63	.00	348,340.50
T-BILL INVESTMENTS	.00	.00	.00	.00
FUND TOTALS	951,151.14	316,283.12	74,855.65	1,192,578.61

2018 013 ROAD & BRIDGE 3	61,655.09	739,952.44	98,874.77	702,732.76
CASH - ROAD & BRIDGE # 3	61,655.09	739,952.44	98,874.77	702,732.76
CASH INVESTED	540,747.05	540.32	.00	541,287.37
CASH INVESTED - LOGIC	201,357.96	235.73	.00	201,593.69
CASH INVESTED - TEXSTAR	449,299.65	448.85	.00	449,748.50
T-BILL INVESTMENTS	.00	.00	.00	.00
FUND TOTALS	1,253,059.75	741,177.34	98,874.77	1,895,362.32

2018 014 ROAD & BRIDGE 4	44,771.65	480,583.69	120,658.63	404,696.71
CASH - ROAD & BRIDGE # 4	44,771.65	480,583.69	120,658.63	404,696.71
CASH INVESTED	515,748.59	515.28	.00	516,263.87
CASH INVESTED - LOGIC	201,357.96	235.73	.00	201,593.69
CASH INVESTED - TEXSTAR	565,476.72	525.29	50,000.00	516,002.01
T-BILL INVESTMENTS	.00	.00	.00	.00
FUND TOTALS	1,327,354.92	481,859.99	170,658.63	1,638,556.28

2018 018 CERT2 TIF	.00	.00	.00	.00
CASH - CERT2 TIF	.00	.00	.00	.00
CASH INVESTED	.00	.00	.00	.00
CASH INVESTED - LOGIC	.00	.00	.00	.00
T-BILL INVESTMENT	.00	.00	.00	.00
FUND TOTALS	.00	.00	.00	.00

2018 019 FM & LATERAL	4,503.14	101,084.03	19,822.00	96,561.07
CASH - FM & LATERAL	4,503.14	101,084.03	19,822.00	96,561.07
CASH INVESTED	369,977.95	329.98	50,000.00	320,307.93
CASH INVESTED - LOGIC	100,678.96	117.85	.00	100,796.81
CASH INVESTED - TEXSTAR	302,684.70	262.78	50,000.00	252,947.48

ACCOUNT NAME	BEGINNING CASH BALANCE	CASH RECEIPTS	CASH DISBURSEMENTS	ENDING CASH BALANCE
2018 020 T3PC				
CASH - T.J.P.C.	50,194.58	26,076.63	29,404.98-	46,866.23
CASH INVESTED	2,562.45	2.62	.00	2,565.07
CASH INVESTED - LOGIC	.00	.00	.00	.00
CASH INVESTED - TEXSTAR	.00	.00	.00	.00
FUND TOTALS	52,757.03	26,079.25	29,404.98-	49,431.30
2018 021 JUVENILE PROB-ISP				
CASH - JUVENILE PROBATION INVESTMENTS	7,262.26	3.73	.00	7,265.99
CASH INVESTED - LOGIC	4,854.53	4.87	.00	4,859.40
CASH INVESTED - TEXSTAR	.00	.00	.00	.00
FUND TOTALS	12,116.79	8.60	.00	12,125.39
2018 022 JUVENILE PROBATION				
CASH - JUV. PROB. DIV INVESTMENTS	12,105.64	132.23	.00	12,237.87
FUND TOTALS	12,105.64	132.23	.00	12,237.87
2018 023 JUVENILE PROB. IV-E				
CASH - IV-E	6,625.78	4.12	.00	6,629.90
CASH INVESTED - LOGIC	1,067.05	1.07	.00	1,068.12
CASH INVESTED - TEXSTAR	.00	.00	.00	.00
FUND TOTALS	7,692.83	5.19	.00	7,698.02
2018 028 ADULT PROBATION				
CASH - ADULT PROBATION CASH ON HAND	79,553.72	60,556.95	25,969.08-	114,141.59
CASH INVESTED - TEXPOOL	75.00	.00	.00	75.00
CASH INVESTED - LOGIC	176,051.13	175.91	.00	176,227.04
CASH INVESTED - TEXSTAR	150,846.43	176.60	.00	151,023.03
FUND TOTALS	181,485.34	181.29	.00	181,666.63
2018 029 COMMUNITY CORRECTIONS				
CASH - COMMUNITY CORRECTI INVESTMENTS	1,411.38	15,939.00	5,225.91-	12,124.47
CASH INVESTED - LOGIC	.00	.00	.00	.00
FUND TOTALS	1,411.38	15,939.00	5,225.91-	12,124.47
2018 031 CONTRACT ELECTIONS				
CASH - CONTRACT ELECTIONS	3,863.25	1.20	.00	3,864.45
CASH INVESTED - TEXPOOL	.00	.00	.00	.00
CASH INVESTED - LOGIC	.00	.00	.00	.00
FUND TOTALS	3,863.25	1.20	.00	3,864.45
2018 032 DISTRICT CLERK PRESERVATION				
CASH - DISTRICT CLERK PRESVART INVESTMENTS	22,590.53	273.02	1,096.48-	21,767.07
CASH INVESTED - LOGIC	10,140.20	10.14	.00	10,150.34
CASH INVESTED - TEXSTAR	.00	.00	.00	.00
FUND TOTALS	32,730.73	283.16	1,096.48-	31,917.41
2018 033 COUNTY/DISTRICT TECHNOLOGY FUN				
CASH - COUNTY/DISTRICT TECH	1,859.90	207.84	.00	2,067.74

ACCOUNT NAME	BEGINNING CASH BALANCE	CASH RECEIPTS	CASH DISBURSEMENTS	ENDING CASH BALANCE
2018 034 COURT REPORTER				
CASH - COURT REPORTER FUND	4,324.69	390.67	165.00-	4,550.36
INVESTMENTS	42,739.63	42.68	.00	42,782.31
CASH INVESTED - LOGIC	.00	100,000.00	100,000.00-	.00
CASH INVESTED - TEXSTAR	.00	.00	.00	.00
FUND TOTALS	47,064.32	100,433.35	100,165.00-	47,332.67
2018 035 PERMANENT IMPROVEMENT				
CASH - PERMANENT IMPROVEM	880,753.68	1,230,492.94	1,225,000.00-	886,246.62
CASH INVESTED	156,645.90	400,437.94	.00	557,083.84
CASH INVESTED - LOGIC	205,179.69	100,321.16	.00	305,500.85
CASH INVESTED - TEXSTAR	272,010.91	300,482.16	.00	572,493.07
STONE CASTLE	.00	.00	.00	.00
T-BILL INVESTMENTS	.00	.00	.00	.00
FUND TOTALS	1,514,590.18	2,031,734.20	1,225,000.00-	2,321,324.38
2018 037 LAW ENFORCEMENT ED				
CASH - LAW ENFORCEMENT ED	5,939.10	2.25	.00	5,941.35
CASH INVESTED	10,138.11	10.14	.00	10,148.25
CASH INVESTED - LOGIC	.00	.00	.00	.00
CASH INVESTED - TEXSTAR	.00	.00	.00	.00
FUND TOTALS	16,077.21	12.39	.00	16,089.60
2018 038 JP TECH				
CASH - J P TECH FUND	18,217.17	1,192.35	584.55-	18,824.97
INVESTMENTS	17,040.90	16.99	.00	17,057.89
CASH INVESTED - LOGIC	.00	.00	.00	.00
CASH INVESTED - TEXSTAR	.00	.00	.00	.00
FUND TOTALS	35,258.07	1,209.34	584.55-	35,882.86
2018 040 LAW LIBRARY				
CASH - LAW LIBRARY	30,924.32	763.45	538.63-	31,149.14
CASH INVESTED	82,567.65	82.48	.00	82,650.13
CASH INVESTED - LOGIC	25,083.75	29.35	.00	25,113.10
CASH INVESTED - TEXSTAR	.00	.00	.00	.00
FUND TOTALS	138,575.72	875.28	538.63-	138,912.37
2018 041 CC LIBRARY FUND				
CASH - COOKE COUNTY LIBRA	18,391.84	1,819.05	2,857.02-	17,353.87
CASH INVESTED	22,450.79	22.43	.00	22,473.22
CASH INVESTED - LOGIC	.00	.00	.00	.00
CASH INVESTED - TEXSTAR	25,167.04	25.14	.00	25,192.18
T-BILL INVESTMENTS	.00	.00	.00	.00
FUND TOTALS	66,009.67	1,866.62	2,857.02-	65,019.27
2018 042 CC HISTORICAL COMM.				
CASH - COOKE CO. HISTORIC	4,203.74	2.14	.00	4,205.88
FUND TOTALS	4,203.74	2.14	.00	4,205.88
2018 043 JP COURTHOUSE SECURITY				
CASH - JP COURTHOUSE SECURITY	2,522.46	300.74	.00	2,823.20
CASH INVESTED	5,089.69	5.05	.00	5,094.74

ACCOUNT NAME	BEGINNING CASH BALANCE	CASH RECEIPTS	CASH DISBURSEMENTS	ENDING CASH BALANCE
2018 044 COURTHOUSE SECURITY				
CASH INVESTED - LOGIC	10,096.67	10.09	.00	10,106.76
CASH INVESTED - TEXSTAR	17,708.82	315.88	.00	18,024.70
FUND TOTALS				
CASH - COURTHOUSE SECURITY	34,003.61	2,284.65	.00	36,288.26
CASH INVESTED	133,553.32	133.45	.00	133,686.77
CASH INVESTED - LOGIC	50,339.52	58.93	.00	50,398.45
CASH INVESTED - TEXSTAR	45,194.19	45.33	.00	45,439.52
FUND TOTALS	263,290.64	2,522.36	.00	265,813.00

2018 045 FLOOD DAMAGE				
CASH INVESTED - TEXPOOL	.00	.00	.00	.00
CASH INVESTED - LOGIC	.00	.00	.00	.00
FUND TOTALS	.00	.00	.00	.00

2018 046 CHAPTER 19				
CASH - CHAPTER 19	.00	.00	.00	.00
INVESTMENTS	.00	.00	.00	.00
FUND TOTALS	.00	.00	.00	.00

2018 047 CC RECORDS MANAGEMENT				
CASH - CC RECORDS MANAGEMENT	1,720.20	83.85	.00	1,804.05
INVESTMENTS - TEXPOOL	.00	.00	.00	.00
FUND TOTALS	1,720.20	83.85	.00	1,804.05

2018 048 COUNTY RECORDS MANAGEMENT				
CASH - RECORDS MANAGEMENT	31,821.35	1,560.02	.00	33,381.37
CASH INVESTED - TEXPOOL	117,186.58	117.12	.00	117,303.70
CASH INVESTED - LOGIC	151,018.47	176.80	.00	151,195.27
CASH INVESTED - TEXSTAR	25,167.04	25.14	.00	25,192.18
FUND TOTALS	325,193.44	1,879.08	.00	327,072.52

2018 049 CC RECORDS PRESERVATION				
CASH - RECORDS PRESERVATI	61,220.76	9,826.49	.00	71,047.25
CASH INVESTED - TEXPOOL	34,581.40	34.51	.00	34,615.91
CASH INVESTED - LOGIC	25,169.68	29.45	.00	25,199.13
CASH INVESTED - TEXSTAR	30,415.36	30.37	.00	30,445.73
FUND TOTALS	151,387.20	9,920.82	.00	161,308.02

2018 050 DIST CLERK RECORDS MANAGEMENT				
CASH - D C RECORDS MANAGEMENT	22,415.26	236.20	.00	22,651.46
CASH INVESTED	15,213.44	15.21	.00	15,228.65
CASH INVESTED - LOGIC	.00	.00	.00	.00
CASH INVESTED - TEXSTAR	.00	.00	.00	.00
FUND TOTALS	37,628.70	251.41	.00	37,880.11

2018 051 DISTRICT CLERK ARCHIVE				
DISTRICT CLERK ARCHIVE	20,588.05	220.29	.00	20,808.34
INVESTMENTS	4,056.70	4.05	.00	4,060.75
CASH INVESTED - LOGIC	.00	.00	.00	.00
CASH INVESTED - TEXSTAR	.00	.00	.00	.00
FUND TOTALS	24,644.75	224.34	.00	24,869.09

2018 052 COUNTY CLERK ARCHIVE FEE				
CASH - RECORDS ARCHIVE	43,382.90	9,440.61	.00	52,823.51

ACCOUNT NAME	BEGINNING CASH BALANCE	CASH RECEIPTS	CASH DISBURSEMENTS	ENDING CASH BALANCE
INVESTMENTS	55,204.59	55.17	.00	55,259.76
CASH INVESTED - LOGIC	25,083.75	29.35	.00	25,113.10
CASH INVESTED - TEXSTAR	25,171.36	25.14	.00	25,196.50
FUND TOTALS	148,842.60	9,550.27	.00	158,392.87

2018 053 CA CHECK COLLECTING	1,761.80	150.00	111.54	1,800.26
CASH - CHECK COLLECTING &	4,571.25	4.62	.00	4,575.87
CASH INVESTED	.00	.00	.00	.00
CASH INVESTED - LOGIC	.00	.00	.00	.00
CASH INVESTED - TEXSTAR	.00	.00	.00	.00
FUND TOTALS	6,333.05	154.62	111.54	6,376.13

2018 054 DA CHECK COLLECTING	75.34	.00	.00	75.34
CASH - DA CHECK COLLECTING	.00	.00	.00	.00
CASH INVESTED	.00	.00	.00	.00
FUND TOTALS	75.34	.00	.00	75.34

2018 055 CO ATTY FORFEITURE	.00	.00	.00	.00
FUND TOTALS	.00	.00	.00	.00

2018 056 DISTRICT ATTY FORFEITURE	22,368.88	2,460.89	300.00	24,529.77
CASH - D.A. FORFEITURE FU	30,466.20	30.42	.00	30,496.62
CASH INVESTED - TEXPOOL	25,083.75	29.35	.00	25,113.10
CASH INVESTED - LOGIC	25,068.50	25.07	.00	25,093.57
CASH INVESTED - TEXSTAR	102,987.33	2,545.73	300.00	105,233.06
FUND TOTALS	102,987.33	2,545.73	300.00	105,233.06

2018 057 D A SEIZURE FUND	32,250.00	3,157.00	8,346.00	27,061.00
CASH - SEIZURE-LAW	.00	.00	.00	.00
INVESTMENTS	.00	.00	.00	.00
FUND TOTALS	32,250.00	3,157.00	8,346.00	27,061.00

2018 058 SHERIFF FORFEITURE	52,596.98	5,655.45	1,802.82	56,449.61
CASH - SHERIFF FORFEITURE	38,020.41	37.96	.00	38,058.37
INVESTMENTS	25,083.75	29.35	.00	25,113.10
CASH INVESTED - LOGIC	25,068.50	25.07	.00	25,093.57
CASH INVESTED - TEXSTAR	140,769.64	5,747.83	1,802.82	144,714.65
FUND TOTALS	140,769.64	5,747.83	1,802.82	144,714.65

2018 059 JAIL COMMISSARY	38,598.41	11.78	631.27	37,978.92
CASH - JAIL COMMISSARY	79,026.78	78.97	.00	79,105.75
CASH INVESTED - TEXPOOL	.00	.00	.00	.00
CASH INVESTED - LOGIC	.00	.00	.00	.00
CASH INVESTED - TEXSTAR	117,625.19	90.75	631.27	117,084.67
FUND TOTALS	117,625.19	90.75	631.27	117,084.67

2018 061 2004 GO REPUNDING DEBT SERVICE	96,821.81	197,377.31	.00	294,199.12
CASH - 2004 GO REPUNDING D/S	187,451.82	187.29	.00	187,639.11
CASH INVESTED	276,938.35	324.21	.00	277,262.56
CASH INVESTED - LOGIC	177,020.05	176.83	.00	177,196.88
CASH INVESTED - TEXSTAR	177,020.05	176.83	.00	177,196.88
T-BILL INVESTMENTS	.00	.00	.00	.00
FUND TOTALS	738,232.03	198,065.64	.00	936,297.67

2018 088 STATE FEES	97,490.55	44,393.97	13.65	141,870.87
CASH - STATE FEES	8,152.52	8.14	.00	8,160.66
CASH INVESTED				

ACCOUNT NAME	BEGINNING CASH BALANCE	CASH RECEIPTS	CASH DISBURSEMENTS	ENDING CASH BALANCE
2018 090 OFFICER'S TRUST				
CASH-OFFICERS TRUST				
CASH INVESTED	.00	.00	.00	.00
CASH INVESTED - LOGIC	.00	.00	.00	.00
FUND TOTALS	110,821.70	44,407.28	13,65-	155,215.35
2018 091 LIBRARY TRUST - LIDDELL				
CASH-LIBRARY TRUST/LIDDELL				
CD INVESTMENT	1,356.27	.84	.00	1,357.11
FUND TOTALS	15,000.00	.00	.00	15,000.00
2018 092 LIBRARY TRUST - ROSENSTEIN				
CASH-LIBRARY TRUST/ROSENSTEIN				
CD INVESTMENT	1,892.30	50.83	58.83-	1,884.30
FUND TOTALS	19,000.00	50.83	58.83-	19,000.00
2018 098 PAYROLL CLEARING				
CASH - PAYROLL CLEARING	1,920,875.42	837,219.21	.00	2,758,094.63
INVESTMENTS	.00	.00	.00	.00
FUND TOTALS	1,920,875.42	837,219.21	.00	2,758,094.63
2018 100 CHILD ABUSE PREVENTION FUND				
CASH-CHILD ABUSE PREVENTION				
CASH INVESTED	302.58	.14	.00	302.72
FUND TOTALS	302.58	.14	.00	302.72
2018 101 PRETRIAL DIVERSION				
CASH-PRETRIAL DIVERSION				
CASH INVESTED	10,714.00	200.00	.00	10,914.00
CASH INVESTED - LOGIC	.00	.00	.00	.00
FUND TOTALS	10,714.00	200.00	.00	10,914.00
2018 102 HOTEL OCCUPANCY TAX FUND				
CASH - HOTEL OCCUPANCY TAX				
CASH INVESTED - TEXPOOL	12,159.75	10,009.21	.00	22,168.96
CASH INVESTED - LOGIC	.00	.00	.00	.00
CASH INVESTED - TEXSTAR	.00	.00	.00	.00
FUND TOTALS	12,159.75	10,009.21	.00	22,168.96
GRAND TOTALS	31,125,898.83	9,509,117.39	3,726,118.75-	36,908,897.47