

July 2011

In accordance with Local Government Code 114.026, this affidavit states the current cash and reports in the custody of the county treasurer as of this date of 9-12-, 2011.

John O. Roane  
John O. Roane,  
Cooke County Judge

\_\_\_\_\_  
Rebecca Lawson,  
Cooke County Clerk

Gary Hollowell  
Gary Hollowell,  
Commissioner Pct. #1

B. C. Lemons  
B. C. Lemons,  
Commissioner Pct. #2

Al Smith  
Al Smith,  
Commission Pct. #3

Leon Klement  
Leon Klement,  
Commissioner Pct. #4

FILED

11 SEP 12 PM 1:26

STATE OF TEXAS

COUNTY OF COOKE


The members of the Commissioners' Court of Cooke County, Texas, state as follows:

The requirement of Subsection (C) of the Texas Local Government Code, §114.026 have been met for the term of \_\_\_\_\_. The amount of cash and other assets in the custody of the County Treasurer at the time of examination are:


Cash (includes on hand, money market accounts, and short term investments) \$ 21,083,221.20.

Other Assets (long term investments) \$ \_\_\_\_\_.

Sworn to and subscribed this 12 day of Sept. 2011

  
\_\_\_\_\_  
John O. Roane, Cooke County Judge

  
\_\_\_\_\_  
Gary Hollowell, Commissioner, Pct 1

  
\_\_\_\_\_  
B. C. Lemons, Commissioner, Pct 2

  
\_\_\_\_\_  
Al Smith, Commissioner, Pct 3

  
\_\_\_\_\_  
Leon Klement, Commissioner, Pct 4

ATTEST:

  
\_\_\_\_\_  
Rebecca Lawson, County Clerk

FILED  
11-SEP-12 PM 1:26

**MONTHLY REPORT**

**JULY, 2011**

**JUDY HUNTER**

**COOKE COUNTY TREASURER**

TOTALS

PRIOR MONTH ENDING BANK STATEMENT BALANCE \$2,825,274.75 209  
 CLEARED DEPOSITS \$1,169,864.47 1  
 CLEARED ADDITIONS \$500.00 1  
 CLEARED CHECKS \$1,797,066.08- 405  
 CLEARED DEDUCTIONS \$828.00- 2

CURRENT MONTH ENDING BANK STATEMENT BALANCE \$2,197,745.14

CURRENT MONTH ENDING BANK STATEMENT BALANCE \$2,197,745.14  
 OUTSTANDING DEPOSITS \$-.00  
 OUTSTANDING ADDITIONS \$-.00  
 OUTSTANDING CHECKS \$491,583.73- 535  
 OUTSTANDING DEDUCTIONS \$1.00

RECONCILED BOOK BALANCE \$1,706,161.41  
 ENDING STATEMENT DATE 07/29/2011 CLERK: PB

PRIOR MONTH ENDING BANK STATEMENT BALANCE \$512,121.43 3  
 CLEARED DEPOSITS \$812,957.34  
 CLEARED ADDITIONS \$ .00  
 CLEARED CHECKS \$1,037,968.11- 159  
 CLEARED DEDUCTIONS \$ .00

CURRENT MONTH ENDING BANK STATEMENT BALANCE \$287,110.66

CURRENT MONTH ENDING BANK STATEMENT BALANCE \$287,110.66  
 OUTSTANDING DEPOSITS \$ .00  
 OUTSTANDING ADDITIONS \$ .00  
 OUTSTANDING CHECKS \$40,388.55- 44  
 OUTSTANDING DEDUCTIONS \$ .00

RECONCILED BOOK BALANCE \$246,722.11

ENDING STATEMENT DATE 07/29/2011 CLERK: PB

FUND NAME	CHECKING ACCOUNT	CHECKING AMOUNT	TDOA ACCOUNT	TDOA AMOUNT	FUND TOTAL
2011 001 GENERAL	TREAS FUND	607,854.40	TEXPOOL CERT DEPOS	10,131,757.52	11,739,611.92
2011 011 ROAD & BRIDGE 1	TREAS FUND	18,993.05	TEXPOOL	1,003,168.19	1,022,161.24
2011 012 ROAD & BRIDGE 2	TREAS FUND	14,507.48	TEXPOOL	366,968.62	381,476.10
2011 013 ROAD & BRIDGE 3	TREAS FUND	11,909.16	TEXPOOL	1,113,569.30	1,125,478.46
2011 014 ROAD & BRIDGE 4	TREAS FUND	36,458.91	TEXPOOL	1,479,274.53	1,515,733.44
2011 019 FM & LATERAL	TREAS FUND	14,305.32	TEXPOOL	741,434.85	755,740.17
2011 020 TJPC	TREAS FUND	35,710.27	TEXPOOL		35,710.27
2011 021 JUVENILE PROB-ISP	TREAS FUND	30,950.60	TEXPOOL	14,772.93	45,723.53
2011 022 JUVENILE PROBATION	TREAS FUND	2,896.14	TEXPOOL		2,896.14
2011 023 JUVENILE PROB. IV-E	TREAS FUND	15,984.67	TEXPOOL	4,997.52	20,982.19
2011 028 ADULT PROBATION	TREAS FUND	22,390.90	TEXPOOL	143,496.42	165,887.32
2011 029 COMMUNITY CORRECTIONS	TREAS FUND	19,471.45	TEXPOOL	120.31	19,591.76
2011 032 DISTRICT CLERK PRESERVATION	TREAS FUND	7,505.00	TEXPOOL		7,505.00
2011 033 COUNTY/DISTRICT TECHNOLOGY	TREAS FUND	1,659.29	TEXPOOL		1,659.29
2011 034 COURT REPORTER	TREAS FUND	10,870.02	TEXPOOL	32,070.98	42,941.00
2011 035 PERMANENT IMPROVEMENT	TREAS FUND	412,375.13	TEXPOOL	614,475.04	1,026,850.17
2011 036 PROBATE JUDGE FEES	TREAS FUND		TEXPOOL		
2011 037 LAW ENFORCEMENT ED	TREAS FUND	46,176.77	TEXPOOL		46,176.77
2011 038 JP TECH	TREAS FUND	5,943.76	TEXPOOL	46,221.99	52,165.75
2011 039 DISASTER RELIEF	TREAS FUND		TEXPOOL		
2011 040 LAW LIBRARY	TREAS FUND	13,873.49	TEXPOOL	56,311.17	70,184.66
2011 041 CC LIBRARY FUND	TREAS FUND	2,591.81	TEXPOOL	33,091.95	35,683.76
2011 042 CC HISTORICAL COMM.	TREAS FUND	1,967.11			1,967.11
2011 043 JP COURTHOUSE SECURITY	TREAS FUND	23,895.71	TEXPOOL		23,895.71
2011 044 COURTHOUSE SECURITY	TREAS FUND	6,287.35	TEXPOOL	141,107.30	147,394.65
2011 045 FLOOD DAMAGE	TREAS FUND	17,739.00			17,739.00
2011 046 CHAPTER 19	TREAS FUND	2,282.33-	TEXPOOL		2,282.33-
2011 047 CC RECORDS MANAGEMENT	TREAS FUND	6,051.39	TEXPOOL		6,051.39

FUND NAME	CHECKING ACCOUNT	CHECKING AMOUNT	TDOA ACCOUNT	TDOA AMOUNT	FUND TOTAL
2011 048 COUNTY RECORDS MANAGEMENT	TREAS FUND	29,946.25	TEXPOOL	208,968.11	238,914.36
2011 049 CC RECORDS PRESERVATION	TREAS FUND	6,141.77	TEXPOOL	218,247.72	224,389.49
2011 050 DIST CLERK RECORDS MANAGEMENT	TREAS FUND	22,152.62	TEXPOOL		22,152.62
2011 051 DISTRICT CLERK ARCHIVE	TREAS FUND	3,766.68	TEXPOOL		3,766.68
2011 052 COUNTY CLERK ARCHIVE FEE	TREAS FUND	3,925.22	TEXPOOL	135,393.74	139,318.96
2011 053 CA CHECK COLLECTING	TREAS FUND	19,192.11	TEXPOOL		19,192.11
2011 054 DA CHECK COLLECTING	TREAS FUND	563.66	TEXPOOL		563.66
2011 055 CO. ATTY FORFEITURE	TREAS FUND		TEXPOOL		
2011 056 DISTRICT ATTY FORFEITURE	TREAS FUND	34,280.96			34,280.96
2011 057 D A SEIZURE FUND	TREAS FUND	6,886.68	TEXPOOL		6,886.68
2011 058 SHERIFF DRUG ENFORCEMENT	TREAS FUND	23,104.88	TEXPOOL		23,104.88
2011 059 JAIL COMMISSARY	TREAS FUND	51,731.81			51,731.81
2011 060 INTEREST & SINKING	TREAS FUND	91,225.45	TEXPOOL	1,180,923.52	1,272,148.97
2011 070 BOND FUND	TREAS FUND	8,921.59	TEXPOOL	162,652.43	171,574.02
2011 088 STATE FEES	TREAS FUND	145,848.77	TEXPOOL	21,431.03	167,279.80
2011 089 CHILDREN TRUST	TREAS FUND		TEXPOOL		
2011 090 OFFICER'S TRUST	TREAS FUND	10,622.65	TEXPOOL		10,622.65
2011 091 LIBRARY TRUST - LIDDELL	TREAS FUND	2,639.04	CERT DEPOS	15,000.00	17,639.04
2011 092 LIBRARY TRUST - ROSENSTEIN	TREAS FUND	5,772.66	CERT DEPOS	19,000.00	24,772.66
2011 098 PAYROLL CLEARING	PAYROLL	674,139.50			674,139.50
2011 100 CHILD ABUSE PREVENTION FUND	TREAS FUND		TEXPOOL		
2011 101 PRETRIAL DIVERSION	TREAS FUND	3,500.00	TEXPOOL		3,500.00
TOTAL		2,530,448.15		18,884,455.17	21,414,903.32

CHECK ACCOUNT

ACCOUNT BALANCE - TREAS FUND  
ACCOUNT BALANCE - PAYROLL

CHECK  
1,856,308.65  
674,139.50

TOTAL

2,530,448.15

TDOA ACCOUNT

ACCOUNT BALANCE - TEXPOOL  
ACCOUNT BALANCE - CERT DEPOS

TDOA  
17,850,455.17  
1,034,000.00

TOTAL

18,884,455.17

ACCOUNT NAME	BEGINNING CASH BALANCE	CASH RECEIPTS	CASH DISBURSEMENTS	ENDING CASH BALANCE
<b>2011 GENERAL</b>				
CASH - GENERAL FUND	969,466.38	739,310.55	1,100,922.53-	607,854.40
CASH ON HAND	325.00	.00	.00	325.00
CASH INVESTED-TEXPOOL	10,231,757.52	.00	100,000.00-	10,131,757.52
T-BILLS - INVESTMENTS	.00	.00	.00	.00
CASH INVESTMENT-CD	1,000,000.00	.00	.00	1,000,000.00
FUND TOTALS	12,201,548.90	739,310.55	1,200,922.53-	11,739,936.92
<b>2011 ROAD &amp; BRIDGE 1</b>				
CASH - ROAD & BRIDGE # 1	7,334.21-	94,412.58	68,095.32-	18,993.05
CASH INVESTED	1,078,168.19	.00	75,000.00-	1,003,168.19
T-BILL INVESTMENTS	.00	.00	.00	.00
FUND TOTALS	1,070,843.98	94,412.58	143,095.32-	1,022,161.24
<b>2011 ROAD &amp; BRIDGE 2</b>				
CASH - ROAD & BRIDGE # 2	24,658.13	79,412.63	89,563.28-	14,507.48
CASH INVESTED	426,968.62	.00	60,000.00-	366,968.62
T-BILL INVESTMENTS	.00	.00	.00	.00
FUND TOTALS	451,626.75	79,412.63	149,563.28-	381,476.10
<b>2011 ROAD &amp; BRIDGE 3</b>				
CASH - ROAD & BRIDGE # 3	8,934.35	64,628.05	61,653.24-	11,909.16
CASH INVESTED	1,158,569.30	.00	45,000.00-	1,113,569.30
T-BILL INVESTMENTS	.00	.00	.00	.00
FUND TOTALS	1,167,503.65	64,628.05	106,653.24-	1,125,478.46
<b>2011 ROAD &amp; BRIDGE 4</b>				
CASH - ROAD & BRIDGE # 4	13,660.51	88,766.65	65,968.25-	36,458.91
CASH INVESTED	1,509,274.53	.00	30,000.00-	1,479,274.53
T-BILL INVESTMENTS	.00	.00	.00	.00
FUND TOTALS	1,522,935.04	88,766.65	95,968.25-	1,515,733.44
<b>2011 FM &amp; LATERAL</b>				
CASH - F M & LATERAL	14,278.56	26.76	.00	14,305.32
CASH INVESTED	741,434.85	.00	.00	741,434.85
T-BILL INVESTMENT	.00	.00	.00	.00
FUND TOTALS	755,713.41	26.76	.00	755,740.17
<b>2011 TTPC</b>				
CASH - T.V.P.C.	42,413.31	14,355.03	21,058.07-	35,710.27
CASH INVESTED	.00	.00	.00	.00
FUND TOTALS	42,413.31	14,355.03	21,058.07-	35,710.27
<b>2011 JUVENILE PROB-ISP</b>				
CASH - JUVENILE PROBATION	22,670.58	14,209.40	5,929.38-	30,950.60
INVESTMENTS	14,772.93	.00	.00	14,772.93
FUND TOTALS	37,443.51	14,209.40	5,929.38-	45,723.53
<b>2011 JUVENILE PROBATION</b>				
CASH - JUV. PROB. DIV	2,645.77	250.37	.00	2,896.14
INVESTMENTS	.00	.00	.00	.00
FUND TOTALS	2,645.77	250.37	.00	2,896.14
<b>2011 JUVENILE PROB. IV-E</b>				
CASH - IV-E	15,982.43	2.24	.00	15,984.67
CASH INVESTED	4,997.52	.00	.00	4,997.52

ACCOUNT NAME	BEGINNING CASH BALANCE	CASH RECEIPTS	CASH DISBURSEMENTS	ENDING CASH BALANCE
<b>2011 ADULT PROBATION</b>				
CASH - ADULT PROBATION	26,924.68	36,899.65	41,433.43-	22,390.90
CASH ON HAND	75.00	.00	.00	75.00
CASH INVESTED	163,496.42	.00	20,000.00-	143,496.42
FUND TOTALS	150,496.10	36,899.65	61,433.43-	165,962.32
<b>2011 COMMUNITY CORRECTIONS</b>				
CASH - COMMUNITY CORRECTI	24,683.84	.00	5,212.39-	19,471.45
INVESTMENTS	120.31	.00	.00	120.31
FUND TOTALS	24,804.15	.00	5,212.39-	19,591.76
<b>2011 DISTRICT CLERK PRESERVATION</b>				
CASH - DISTRICT CLERK PRESVATI	7,083.99	421.01	.00	7,505.00
INVESTMENTS	.00	.00	.00	.00
FUND TOTALS	7,083.99	421.01	.00	7,505.00
<b>2011 COUNTY/DISTRICT TECHNOLOGY FUN</b>				
CASH - COUNTY/DISTRICT TECH	1,548.22	111.07	.00	1,659.29
INVESTMENTS	.00	.00	.00	.00
FUND TOTALS	1,548.22	111.07	.00	1,659.29
<b>2011 COURT REPORTER</b>				
CASH - COURT REPORTER FUND	10,148.55	721.47	.00	10,870.02
INVESTMENTS	32,070.98	.00	.00	32,070.98
FUND TOTALS	42,219.53	721.47	.00	42,941.00
<b>2011 PERMANENT IMPROVEMENT</b>				
CASH - PERMANENT IMPROVEM	745,322.87	4,181.89	337,129.63-	412,375.13
CASH INVESTED	614,475.04	.00	.00	614,475.04
T-BILL INVESTMENTS	.00	.00	.00	.00
FUND TOTALS	1,359,797.91	4,181.89	337,129.63-	1,026,850.17
<b>2011 PROBATE JUDGE FEES</b>				
CASH - PROBATE JUDGE FEES	.00	.00	.00	.00
CASH INVESTED	.00	.00	.00	.00
FUND TOTALS	.00	.00	.00	.00
<b>2011 LAW ENFORCEMENT ED</b>				
CASH - LAW ENFORCEMENT ED	47,325.82	6.60	1,155.65-	46,176.77
CASH INVESTED	.00	.00	.00	.00
FUND TOTALS	47,325.82	6.60	1,155.65-	46,176.77
<b>2011 JP TECH</b>				
CASH - J P TECH FUND	6,358.78	1,329.67	1,744.69-	5,943.76
INVESTMENTS	46,221.99	.00	.00	46,221.99
FUND TOTALS	52,580.77	1,329.67	1,744.69-	52,165.75
<b>2011 DISASTER RELIEF</b>				
CASH - DISASTERS	.00	.00	.00	.00
INVESTMENTS	.00	.00	.00	.00
FUND TOTALS	.00	.00	.00	.00
<b>2011 LAW LIBRARY</b>				
CASH - LAW LIBRARY	14,405.84	1,262.02	1,794.37-	13,873.49
CASH INVESTED	56,311.17	.00	.00	56,311.17

ACCOUNT NAME FUND TOTALS	BEGINNING CASH BALANCE 70,717.01	CASH RECEIPTS 1,262.02	CASH DISBURSEMENTS 1,794.37-	ENDING CASH BALANCE 70,184.66
2011 CC LIBRARY FUND				
CASH - COOKE COUNTY LIBRA	1,457.28	4,462.09	3,327.56-	2,591.81
CASH INVESTED	35,591.95	.00	2,500.00-	33,091.95
P-BILL INVESTMENTS	.00	.00	.00	.00
FUND TOTALS	37,049.23	4,462.09	5,827.56-	35,683.76
2011 CC HISTORICAL COVN.				
CASH - COOKE CO. HISTORIC	1,966.84	.27	.00	1,967.11
FUND TOTALS	1,966.84	.27	.00	1,967.11
2011 JP COURTHOUSE SECURITY				
CASH - JP COURTHOUSE SECURITY	23,623.13	318.48	45.90-	23,895.71
CASH INVESTED	.00	.00	.00	.00
FUND TOTALS	23,623.13	318.48	45.90-	23,895.71
2011 COURTHOUSE SECURITY				
CASH - COURTHOUSE SECURITY	4,061.67	2,225.68	.00	6,287.35
CASH INVESTED	141,107.30	.00	.00	141,107.30
FUND TOTALS	145,169.97	2,225.68	.00	147,394.65
2011 FLOOD DAMAGE				
CASH - FLOOD DAMAGE	17,739.00	.00	.00	17,739.00
FUND TOTALS	17,739.00	.00	.00	17,739.00
2011 CHAPTER 19				
CASH - CHAPTER 19	2,038.32-	1,020.15	1,264.16-	2,282.33-
INVESTMENTS	.00	.00	.00	.00
FUND TOTALS	2,038.32-	1,020.15	1,264.16-	2,282.33-
2011 CC RECORDS MANAGEMENT				
CASH - CC RECORDS MANAGEMENT	6,202.12	62.94	213.67-	6,051.39
INVESTMENTS - TEXPOOL	.00	.00	.00	.00
FUND TOTALS	6,202.12	62.94	213.67-	6,051.39
2011 COUNTY RECORDS MANAGEMENT				
CASH - RECORDS MANAGEMENT	29,643.18	1,409.07	1,106.00-	29,946.25
CASH INVESTED	208,968.11	.00	.00	208,968.11
FUND TOTALS	238,611.29	1,409.07	1,106.00-	238,914.36
2011 CC RECORDS PRESERVATION				
CASH - RECORDS PRESERVATI	2,147.26	3,994.51	.00	6,141.77
INVESTMENTS	218,247.72	.00	.00	218,247.72
FUND TOTALS	220,394.98	3,994.51	.00	224,389.49
2011 DIST CLERK RECORDS MANAGEMENT				
CASH - D C RECORDS MANAGEMENT	21,781.08	371.54	.00	22,152.62
CASH INVESTED	.00	.00	.00	.00
FUND TOTALS	21,781.08	371.54	.00	22,152.62
2011 DISTRICT CLERK ARCHIVE				
DISTRICT CLERK ARCHIVE	3,556.17	210.51	.00	3,766.68
INVESTMENTS	.00	.00	.00	.00
FUND TOTALS	3,556.17	210.51	.00	3,766.68
2011 COUNTY CLERK ARCHIVE FEB				
CASH - RECORDS ARCHIVE	4,570.90	9,590.28	10,235.96-	3,925.22

ACCOUNT NAME	BEGINNING	CASH RECEIPTS	CASH DISBURSEMENTS	ENDING
	CASH BALANCE			CASH BALANCE
2011 CA CHECK COLLECTING				
CASH - CHECK COLLECTING & INVESTMENTS	19,744.44	430.00	982.33-	19,192.11
FUND TOTALS	19,744.44	430.00	982.33-	19,192.11
2011 DA CHECK COLLECTING				
CASH - DA CHECK COLLECTING	593.07	.00	29.41-	563.66
FUND TOTALS	593.07	.00	29.41-	563.66
2011 CO. ATTY FORFEITURE				
CASH - CO. ATTY. BOND FOR INVESTMENTS	.00	.00	.00	.00
FUND TOTALS	.00	.00	.00	.00
2011 DISTRICT ATTY FORFEITURE				
CASH - D.A. FORFEITURE FUND TOTALS	32,054.56	2,226.40	.00	34,280.96
	32,054.56	2,226.40	.00	34,280.96
2011 D A SEIZURE FUND				
CASH - SEIZURE-LAW INVESTMENTS	6,886.68	.00	.00	6,886.68
FUND TOTALS	6,886.68	.00	.00	6,886.68
2011 SHERIFF DRUG ENFORCEMENT				
CASH - SHERIFF DRUG ENF INVESTMENTS	23,101.64	3.24	.00	23,104.88
FUND TOTALS	23,101.64	3.24	.00	23,104.88
2011 JAIL COMMISSARY				
CASH - JAIL COMMISSARY	50,196.14	2,044.22	508.55-	51,731.81
FUND TOTALS	50,196.14	2,044.22	508.55-	51,731.81
2011 INTEREST & SINKING				
CASH - INTEREST & SINKING	82,934.91	8,290.54	.00	91,225.45
CASH INVESTED	1,180,923.52	.00	.00	1,180,923.52
T-BILL INVESTMENTS	.00	.00	.00	.00
FUND TOTALS	1,263,858.43	8,290.54	.00	1,272,148.97
2011 BOND FUND				
CASH - CONSTRUCTION FUND	8,920.34	1.25	.00	8,921.59
CASH INVESTED	162,652.43	.00	.00	162,652.43
FUND TOTALS	171,572.77	1.25	.00	171,574.02
2011 STATE FEES				
CASH - STATE FEES	101,676.32	44,186.79	14.34-	145,848.77
CASH INVESTED	21,431.03	.00	.00	21,431.03
FUND TOTALS	123,107.35	44,186.79	14.34-	167,279.80
2011 CHILDREN TRUST				
CASH - CHILDRENS TRUST	.00	.00	.00	.00
CASH INVESTED	.00	.00	.00	.00
FUND TOTALS	.00	.00	.00	.00
2011 OFFICER'S TRUST				
CASH-OFFICERS TRUST	10,622.65	.00	.00	10,622.65

ACCOUNT NAME	BEGINNING CASH BALANCE	CASH RECEIPTS	CASH DISBURSEMENTS	ENDING CASH BALANCE
2011 LIBRARY TRUST - LIDDELL				
CASH-INVESTED	10,622.65	.00	.00	10,622.65
FUND TOTALS				
2011 LIBRARY TRUST - ROSENSTEIN				
CASH-LIBRARY TRUST/LIDDELL	2,631.19	7.85	.00	2,639.04
CD INVESTMENT	15,000.00	.00	.00	15,000.00
FUND TOTALS	17,631.19	7.85	.00	17,639.04
2011 PAYROLL CLEARING				
CASH - PAYROLL CLEARING	5,724.61	48.05	.00	5,772.66
INVESTMENTS	19,000.00	.00	.00	19,000.00
FUND TOTALS	24,724.61	48.05	.00	24,772.66
2011 CHILD ABUSE PREVENTION FUND				
CASH-CHILD ABUSE PREVENTION	184,157.21	814,048.89	324,066.60	674,139.50
CASH INVESTED	.00	.00	.00	.00
FUND TOTALS	184,157.21	814,048.89	324,066.60	674,139.50
2011 PRETRIAL DIVERSION				
CASH-PRETRIAL DIVERSION	3,500.00	.00	.00	3,500.00
CASH INVESTED	.00	.00	.00	.00
FUND TOTALS	3,500.00	.00	.00	3,500.00
GRAND TOTALS	21,861,997.64	2,035,260.39	2,481,954.71	21,415,303.32

C.D. INVESTMENTS  
LANDMARK BANK  
JULY, 2011

<u>C.D.#</u>	<u>PURCHASE DATE</u>	<u>AMOUNT</u>	<u>MAT. DATE</u>
GEN/4170802856	Mar. 16, 2011	500,000.00	Oct 16, 2011
GEN/4170802849	Mar. 16, 2011	500,000.00	Oct 16, 2011
Library Trust- Liddell	January 5, 2011	7,500.00	Jan. 4, 2012
Library Trust- Liddell	January 5, 2011	7,500.00	Jan. 4, 2012
Library Trust- Rosenstein		19,000.00	

INT. EARNED MONTHLY

PLEDGED SECURITIES FOR COOKE COUNTY  
FROM LANDMARK BANK  
July, 2011

L of C#	AMOUNT	MAT. DATE
3087-903	300,000.00	11/10/2011
3087-961	100,000.00	12/19/2011
3087-1040	200,000.00	07/29/2011
3087-1149	500,000.00	07/29/2011
3087-1161	300,000.00	11/10/2011
3087-1175	400,000.00	07/29/2011
TOTAL	1,800,000.00	

INVESTMENTS - TEXPOOL  
 JUDY HUNTER, COOKE COUNTY TREASURER  
 JULY, 2011

TITLES	BALANCE FORWARD	DEPOSITS	DEPOSITS IN-TRANSIT	WITH-DRAWALS	CURRENT INTEREST	ENDING BALANCE
PERMANENT IMPROVEMENT	614,475.04	0.00	0.00	0.00	34.69	614,509.73
ROAD & BRIDGE #1	1,078,168.19	0.00	0.00	75,000.00	58.87	1,003,227.06
ROAD & BRIDGE #2	426,968.62	0.00	0.00	60,000.00	23.13	366,991.75
ROAD & BRIDGE #3	1,158,569.30	0.00	0.00	45,000.00	64.04	1,113,633.34
ROAD & BRIDGE #4	1,509,274.53	0.00	0.00	30,000.00	84.85	1,479,359.38
F. M. & LATERAL	741,434.85	0.00	0.00	0.00	41.90	741,476.75
GENERAL	10,231,757.52	0.00	0.00	100,000.00	576.79	10,132,334.31
COOKE COUNTY LIBRARY	35,591.95	0.00	0.00	2,500.00	1.98	33,093.93
JUV. INT. SUPERVISION PROG.	14,772.93	0.00	0.00	0.00	0.80	14,773.73
RECORDS PRESERVATION	218,247.72	0.00	0.00	0.00	12.30	218,260.02
COURTHOUSE SECURITY	141,107.30	0.00	0.00	0.00	7.96	141,115.26
BOND FORFEITURE	0.00	0.00	0.00	0.00	0.00	0.00
GEN. CONST. - BOND 2004	162,652.43	0.00	0.00	0.00	9.18	162,661.61
STATE FUNDS	21,431.03	0.00	0.00	0.00	1.20	21,432.23
INTEREST & SINKING	1,180,923.52	0.00	0.00	0.00	66.71	1,180,990.23
CK. COLLECT. & PROCESSING	0.00	0.00	0.00	0.00	0.00	0.00
ADULT PROBATION	163,496.42	0.00	0.00	20,000.00	9.03	143,505.45
RECORDS MANAGEMENT	208,968.11	0.00	0.00	0.00	11.77	208,979.88
ARCHIVE FEES	141,393.74	0.00	0.00	6,000.00	7.79	135,401.53
LAW LIBRARY	56,311.17	0.00	0.00	0.00	3.17	56,314.34
JPS TECH FUND	46,221.99	0.00	0.00	0.00	2.57	46,224.56
JUV. PROB. IV E	4,997.52	0.00	0.00	0.00	0.34	4,997.86
COMMUNITY CORRECTIONS	120.31	0.00	0.00	0.00	0.00	120.31
COURT REPORTER FEES	32,070.98	0.00	0.00	0.00	1.82	32,072.80
TOTAL: (TREAS. FUND)	18,188,955.17	0.00	0.00	338,500.00	1,020.89	17,851,476.06

YEAR - TO - DATE INTEREST BAL. FORD'D CURR. INT. BALANCE

TREASURER'S FUND 16,700.27 1,020.89 17,721.16

AVG. YLD. FOR JULY, 2011 0.07% Market Value Per Share: \$1.00

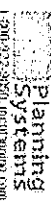
Pledge Security Listing  
July 31, 2011

Cusip	ID	Description	Sale/Leas	Receipt	Face	Current Par	Cpn	Call	Maturity	Mooody S&P	Fitch	F115	Book	Market	Gain
31298BRLA1	2027	PHLM2 Q12685	PHLE	.	195,326	58,243	5.00		06/01/21	AAA	AAA	AAA	HTM	58,237.52	4,242.82
314100556	2187	FNMA 689257	PHLE	.	104,487	40,756	5.00		04/01/21	AAA	AAA	AAA	HTM	40,751.63	2,034.70
<b>324 COOKE COUNTY</b>					<b>259,793</b>	<b>98,999</b>							<b>38,989.16</b>	<b>106,268.78</b>	<b>7,277.62</b>

**COOKE COUNTY**

Other Reports

Reference to Interest Rate Shifts represent a shift in the Treasury Curve. Actual Market Yield shift on Individual Securities may differ. See the report 'Market Yield Shift Assumptions' for more information.



Although the information in this report has been obtained from sources believed to be reliable, the accuracy cannot be guaranteed. Report Sent: 07/27/11 10:34:23 AM. 07/27/11 - 3:49:23 PM. 07/27/11 - 3:49:23 PM. 07/27/11 - 3:49:23 PM. 07/27/11 - 3:49:23 PM.

PAGE 1 07/29/11 19:27:55

Report (3)  
FEDERAL RESERVE BANK PLEDGEE HOLDINGS

BAPN032N

DISTRB PT J3 CCI PROD

AS OF CLOSE OF BUSINESS 07-29-2011  
PLEDGE: COOKE COUNTY 100 S. DIXON RM. 106  
J78M INSTITUTION ID: #J78M

GAINESVILLE TX 76240  
HOLDER : 081500862 - LANDMARK BANK  
ACCOUNT: J78M - \*COOKE COUNTY

RESP FRB:H1

CUSTIP #	FNRM	CL021NB	R03F021	09-25-30	BVF	PAR BALANCE	BOOK VALUE
31392J2Z1	FGRM	2957PT	11/15/33	11-15-33	0.2341554900	125,000.00	29,269.44
31395TKY9	FGRM	2984ND	06/15/33	06-15-33	0.9385922400	25,000.00	23,464.81
31395VKJ7	FGRM	3037NC	03/15/31	03-15-31	1.0000000000	500,000.00	500,000.00
31396ARD8	FGRM	RC063DA	R07F063	05-25-34	0.2733869200	460,000.00	460,000.00
31396WUN4	FGRM	3256NE	05/15/16	05-15-16	0.3109201100	735,000.00	205,040.19
31397EDAO	FGRM	3324PC	12/15/32	12-15-32	1.0000000000	900,000.00	228,526.28
31397GYH7	FGRM						900,000.00
SUBTOTAL:						3,495,000.00	2,346,300.72
GRAND TOTAL:						3,495,000.00	2,346,300.72

# IP Pledged Securities

Landmark Bank 5961  
Columbia, MO  
From 7/1/2011 To 7/31/2011

Customer ID: 5961  
Report Date: 8/1/2011  
PAS Rep: Vance Roe  
Account Rep: Bob Fitzpatrick

Cusip	Intent	Description	Loc	Safeguarding Agent	Rate	Maturity	Original Face	S & P	Date	Book Value
Grp	Ticket						Pay/Current Face	Moody	Priced	Market Value
PLEDGED TO: J7BM COOKE COUNTY										
31392JZ21	AFS	FED	FEDERAL RESERVE BANK				125,000.00	NR	07/29/2011	29,271.72
MB4	476424	FNMA REMIC SER 21 NB			5.5000	09/25/2030	29,269.44	NR		29,651.75
31395TKY9	AFS	FED	FEDERAL RESERVE BANK				25,000.00	NR	07/29/2011	24,897.84
MB4	681322	FHL2957 PT			5.5000	11/15/2033	23,464.81	NR		25,276.46
31395VKJ7	AFS	FED	FEDERAL RESERVE BANK				500,000.00	NR	07/29/2011	538,298.02
MB4	675736	FHLMC REMIC SER 2984 ND			5.5000	06/15/2033	500,000.00	NR		552,414.25
31396ARD8	AFS	FED	FEDERAL RESERVE BANK				460,000.00	NR	07/29/2011	467,556.77
MB4	548790	FHLMC REMIC SER 3037 NC			5.0000	03/15/2031	460,000.00	NR		487,798.50
31396WUN4	AFS	FED	FEDERAL RESERVE BANK				750,000.00	NR	07/29/2011	207,303.74
MB4	551936	FNMA REMIC SER 63 DA			6.0000	05/25/2034	205,040.19	NR		222,515.52
31397EDA0	AFS	FED	FEDERAL RESERVE BANK				735,000.00	NR	07/29/2011	228,807.61
MB4	529925	FHLMC REMIC SER 3256 NE			5.7500	05/15/2016	228,526.28	NR		233,172.77
31397GYH7	AFS	FED	FEDERAL RESERVE BANK				900,000.00	NR	07/29/2011	924,343.96
MB4	606043	FHLMC REMIC SER 3324 PC			5.5000	12/15/2032	900,000.00	NR		936,790.74
TOTAL PLEDGE FOR PLEDGE ID: J7BM COOKE COUNTY										
Total Pledged:	7	Orig Face:	3,495,000.00	Current Face:	2,346,300.71	Market Value:	2,487,619.99	Book Value:	2,420,479.66	

FTN Financial Group and its affiliates (FTN) provide bond rating information as a service to its clients. FTN obtains this information from third party sources that we consider reliable but we make no representation or warranty as to its completeness or accuracy. The information provided is as of the date shown and FTN does not perform an independent analysis to confirm this information.