




FINANCIAL REPORTS


March, 2010


In accordance with Local Government Code 114.026, this affidavit states the current cash and reports in the custody of the county treasurer as of this date of 4-12-2010.



John O. Roane,
Cooke County Judge


Rebecca Lawson,
Cooke County Clerk


Gary Hollowell,
Commissioner Pct. #1


Stephen Key,
Commissioner Pct. #2

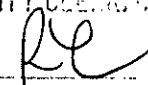

Al Smith,
Commission Pct. #3


Leon Klement,
Commissioner Pct. #4

FILED FOR RECORD

10 APR 12 AM 11:56

REBECCA LAWSON
COUNTY CLERK, COOKE CO. TX

BY  DEPUTY

AFFIDAVIT

STATE OF TEXAS

COUNTY OF COOKE

The members of the Commissioners' Court of Cooke County state as follows:

The requirement of Subsection (c) of the Texas Local Government Code, §114.026 have been met for the term of _____ The amount of cash and other assets in the custody of the County Treasurer at the time of examination are:

Cash (includes on hand, money market accounts, and short term investments) \$ 23,042,672.36
Other Assets (long term investments) \$ _____

Sworn to and subscribed this 12 day of April, 2010

John O. Roane
John O. Roane, Cooke County Judge

Gary Hollowell
Gary Hollowell, Commissioner, Pct. 1


Stephen Key
Stephen Key, Commissioner Pct. 2

Al Smith
Al Smith, Commissioner, Pct. 3

Leon Klement
Leon Klement, Commissioner, Pct. 4

ATTEST:

Rebecca Lawson
Rebecca Lawson, County Clerk



FILED FOR RECORD

10 APR 12 AM 11:56

REBECCA LAWSON
COUNTY CLERK, COOKE CO. TX

BY RL DEPUTY

MONTHLY REPORT

MARCH, 2010

JUDY HUNTER

COOKE COUNTY TREASURER

TOTALS

PRIOR MONTH ENDING BANK STATEMENT BALANCE \$3,731,041.71 214
 CLEARED DEPOSITS \$1,371,891.16
 CLEARED ADDITIONS \$-.00
 CLEARED CHECKS \$2,194,670.09- 531
 CLEARED DEDUCTIONS 51,321.80- 4

CURRENT MONTH ENDING BANK STATEMENT BALANCE \$2,906,940.98

CURRENT MONTH ENDING BANK STATEMENT BALANCE \$2,906,940.98
 OUTSTANDING DEPOSITS \$-.00
 OUTSTANDING ADDITIONS \$-.00
 OUTSTANDING CHECKS \$223,230.94- 500
 OUTSTANDING DEDUCTIONS 5.00

RECONCILED BOOK BALANCE \$2,683,710.04

ENDING STATEMENT DATE 03/31/2010 CLERK: PB

PRIOR MONTH ENDING BANK STATEMENT BALANCE \$285,915.56 4
 CLEARED DEPOSITS \$803,560.84
 CLEARED ADDITIONS \$.00
 CLEARED CHECKS \$854,111.23- 277
 CLEARED DEDUCTIONS \$.00

CURRENT MONTH ENDING BANK STATEMENT BALANCE \$215,365.07

CURRENT MONTH ENDING BANK STATEMENT BALANCE \$215,365.07
 OUTSTANDING DEPOSITS \$.00
 OUTSTANDING ADDITIONS \$.00
 OUTSTANDING CHECKS 56,452.43- 22
 OUTSTANDING DEDUCTIONS \$.00

RECONCILED BOOK BALANCE \$208,912.64

ENDING STATEMENT DATE 03/31/2010 CLERK: PB

COMBINED STATEMENT OF CASH POSITION FOR MARCH

FUND NAME	CHECKING ACCOUNT	CHECKING AMOUNT	TDOA ACCOUNT	TDOA AMOUNT	FUND TOTAL
2010 001 GENERAL	TREAS FUND	1,454,098.97	TEXPOOL CERT DEPOS	9,712,905.31	12,167,004.28
2010 011 ROAD & BRIDGE 1	TREAS FUND	137,791.23	TEXPOOL	961,714.93	1,099,506.16
2010 012 ROAD & BRIDGE 2	TREAS FUND	56,512.84	TEXPOOL	836,303.80	892,816.64
2010 013 ROAD & BRIDGE 3	TREAS FUND	129,716.33	TEXPOOL	1,187,658.22	1,317,374.55
2010 014 ROAD & BRIDGE 4	TREAS FUND	118,373.67	TEXPOOL	1,437,082.91	1,555,456.58
2010 019 FM & LATERAL	TREAS FUND	6,444.00	TEXPOOL	739,774.26	746,218.26
2010 020 TTPC	TREAS FUND	39,594.05	TEXPOOL		39,594.05
2010 021 JUVENILE PROB-ISP	TREAS FUND	6,768.25	TEXPOOL	14,739.41	21,507.66
2010 022 JUVENILE PROBATION	TREAS FUND	1,678.84	TEXPOOL		1,678.84
2010 023 JUVENILE PROB. IV-E	TREAS FUND	2,560.00	TEXPOOL	11,481.17	14,041.17
2010 027 GRANTS-AD PROB	TREAS FUND				
2010 028 ADULT PROBATION	TREAS FUND	63,678.99	TEXPOOL	183,109.34	246,788.33
2010 029 COMMUNITY CORRECTIONS	TREAS FUND	15,481.86	TEXPOOL	120.31	15,602.17
2010 032 DISTRICT CLERK PRESERVATION	TREAS FUND	952.00			952.00
2010 033 COUNTY/DISTRICT TECHNOLOGY	TREAS FUND	111.66	TEXPOOL		111.66
2010 034 COURT REPORTER	TREAS FUND	17,856.15	TEXPOOL	12,032.36	29,888.51
2010 035 PERMANENT IMPROVEMENT	TREAS FUND	46,745.42	TEXPOOL	1,489,522.99	1,536,268.41
2010 036 PROBATE JUDGE FEES	TREAS FUND	.71	TEXPOOL		.71
2010 037 LAW ENFORCEMENT ED	TREAS FUND	43,107.51	TEXPOOL		43,107.51
2010 038 JP TECH	TREAS FUND	28,002.59	TEXPOOL	46,118.28	74,120.87
2010 039 DISASTER RELIEF	TREAS FUND	107,854.81	TEXPOOL		107,854.81
2010 040 LAW LIBRARY	TREAS FUND	23,916.51	TEXPOOL	36,218.16	60,134.67
2010 041 CC LIBRARY FUND	TREAS FUND	12,026.37	TEXPOOL	39,009.46	51,035.83
2010 042 CC HISTORICAL COMM.	TREAS FUND	1,961.66			1,961.66
2010 043 JP COURTHOUSE SECURITY	TREAS FUND	20,609.84	TEXPOOL		20,609.84
2010 044 COURTHOUSE SECURITY	TREAS FUND	23,900.58	TEXPOOL	120,819.30	144,719.88
2010 045 FLOOD DAMAGE	TREAS FUND	17,739.00			17,739.00
2010 046 CHAPTER 19	TREAS FUND	.50	TEXPOOL		.50

FUND NAME	CHECKING ACCOUNT	CHECKING AMOUNT	TDOA ACCOUNT	TDOA AMOUNT	FUND TOTAL
2010 047 CC RECORDS MANAGEMENT	TREAS FUND	5,039.66	TEXPOOL		5,039.66
2010 048 COUNTY RECORDS MANAGEMENT	TREAS FUND	9,342.59	TEXPOOL	208,500.10	217,842.69
2010 049 RECORDS PRESERVATION	TREAS FUND	2,289.06	TEXPOOL	307,663.75	309,952.81
2010 050 DIST CLERK RECORDS MANAGEMENT	TREAS FUND	17,072.92			17,072.92
2010 051 DISTRICT CLERK ARCHIVE	TREAS FUND	487.38	TEXPOOL		487.38
2010 052 COUNTY CLERK ARCHIVE FEE	TREAS FUND	6,905.12	TEXPOOL	125,169.58	132,074.70
2010 053 CA CHECK COLLECTING	TREAS FUND	16,992.42	TEXPOOL		16,992.42
2010 054 DA CHECK COLLECTING	TREAS FUND	589.59	TEXPOOL		589.59
2010 055 CO. ATTY FORFEITURE	TREAS FUND		TEXPOOL		
2010 056 DISTRICT ATTY FORFEITURE	TREAS FUND	12,960.85			12,960.85
2010 057 D A SEIZURE FUND	TREAS FUND	49,422.40	TEXPOOL		49,422.40
2010 058 SHERIFF DRUG ENFORCEMENT	TREAS FUND	23,040.01			23,040.01
2010 059 JAIL COMMISSARY	TREAS FUND	45,339.24			45,339.24
2010 060 INTEREST & SINKING	TREAS FUND	23,543.19	TEXPOOL	840,633.44	864,176.63
2010 070 BOND FUND	TREAS FUND	9,261.54	TEXPOOL	162,288.37	171,549.91
2010 088 STATE FEES	TREAS FUND	218,939.68	TEXPOOL	51,364.99	270,304.67
2010 089 CHILDREN TRUST	TREAS FUND		TEXPOOL	15,000.00-	15,000.00-
2010 090 OFFICER'S TRUST	TREAS FUND	577.25	TEXPOOL		577.25
2010 091 LIBRARY TRUST - LIDDELL	TREAS FUND	2,526.55	CERT DEPOS	15,000.00	17,526.55
2010 092 LIBRARY TRUST - ROSENSTEIN	TREAS FUND	5,341.30	CERT DEPOS	19,000.00	24,341.30
2010 098 PAYROLL CLEARING	PAYROLL	656,608.60			656,608.60
TOTAL		3,483,763.69		19,543,230.44	23,026,994.13

CHECK ACCOUNT

ACCOUNT BALANCE - TREAS FUND
ACCOUNT BALANCE - PAYROLL

TOTAL

CHECK

2,827,155.09
656,608.60

3,483,763.69

TDOA ACCOUNT

ACCOUNT BALANCE - TEXPOOL
ACCOUNT BALANCE - CERT DEPOS

TOTAL

TDOA

18,509,230.44
1,034,000.00

19,543,230.44

ACCOUNT NAME	BEGINNING CASH BALANCE	CASH RECEIPTS	CASH DISBURSEMENTS	ENDING CASH BALANCE
2010 GENERAL				
CASH - GENERAL FUND	1,814,166.22	1,854,781.10	2,214,848.35-	1,454,098.97
CASH ON HAND	175.00	150.00	.00	325.00
CASH INVESTED-TEXPOOL	9,712,905.31	.00	.00	9,712,905.31
T-BILLS - INVESTMENTS	.00	.00	.00	.00
CASH INVESTMENT-CD	1,000,000.00	1,000,000.00	1,000,000.00-	1,000,000.00
FUND TOTALS	12,527,246.53	2,854,931.10	3,214,848.35-	12,167,329.28
2010 ROAD & BRIDGE 1				
CASH - ROAD & BRIDGE # 1	219,971.19	81,826.07	164,006.03-	137,791.23
CASH INVESTED	961,714.93	.00	.00	961,714.93
T-BILL INVESTMENTS	.00	.00	.00	.00
FUND TOTALS	1,181,686.12	81,826.07	164,006.03-	1,099,506.16
2010 ROAD & BRIDGE 2				
CASH - ROAD & BRIDGE # 2	59,801.65	82,053.80	85,342.61-	56,512.84
CASH INVESTED	836,303.80	.00	.00	836,303.80
T-BILL INVESTMENTS	.00	.00	.00	.00
FUND TOTALS	896,105.45	82,053.80	85,342.61-	892,816.64
2010 ROAD & BRIDGE 3				
CASH - ROAD & BRIDGE # 3	195,644.41	81,823.24	147,751.32-	129,716.33
CASH INVESTED	1,187,658.22	.00	.00	1,187,658.22
T-BILL INVESTMENTS	.00	.00	.00	.00
FUND TOTALS	1,383,302.63	81,823.24	147,751.32-	1,317,374.55
2010 ROAD & BRIDGE 4				
CASH - ROAD & BRIDGE # 4	201,040.05	81,823.43	164,489.81-	118,373.67
CASH INVESTED	1,437,082.91	.00	.00	1,437,082.91
T-BILL INVESTMENTS	.00	.00	.00	.00
FUND TOTALS	1,638,122.96	81,823.43	164,489.81-	1,555,456.58
2010 FM & LATERAL				
CASH - F M & LATERAL	6,357.75	100.78	14.53-	6,444.00
CASH INVESTED	739,774.26	.00	.00	739,774.26
T-BILL INVESTMENT	.00	.00	.00	.00
FUND TOTALS	746,132.01	100.78	14.53-	746,218.26
2010 TJP				
CASH - T.J.P.C.	40,989.67	11,785.13	13,180.75-	39,594.05
CASH INVESTED	40,989.67	.00	.00	40,989.67
FUND TOTALS	40,989.67	11,785.13	13,180.75-	39,594.05
2010 JUVENILE PROB-ISP				
CASH - JUVENILE PROBATION	1,185.09	11,968.00	6,384.84-	6,768.25
INVESTMENTS	19,739.41	.00	5,000.00-	14,739.41
FUND TOTALS	20,924.50	11,968.00	11,384.84-	21,507.66
2010 JUVENILE PROBATION				
CASH - JUV. PROB. DIV	1,633.26	240.24	194.66-	1,678.84
INVESTMENTS	.00	.00	.00	.00
FUND TOTALS	1,633.26	240.24	194.66-	1,678.84
2010 JUVENILE PROB. IV-E				
CASH - IV-E	1,134.92-	5,000.00	1,305.08-	2,560.00
CASH INVESTED	16,481.17	.00	5,000.00-	11,481.17

ACCOUNT NAME	BEGINNING CASH BALANCE	CASH RECEIPTS	DISBURSEMENTS	ENDING CASH BALANCE
2010 GRANTS-AD PROB FUND TOTALS	15,346.25	5,000.00	6,305.08	14,041.17
2010 ADULT PROBATION GR FUND TOTALS	.00	.00	.00	.00
2010 ADULT PROBATION CASH - ADULT PROBATION	66,740.33	37,329.09	40,390.43	63,678.99
CASH ON HAND	75.00	.00	.00	75.00
CASH INVESTED	183,109.34	.00	.00	183,109.34
FUND TOTALS	249,924.67	37,329.09	40,390.43	246,863.33
2010 COMMUNITY CORRECTIONS CASH - COMMUNITY CORRECTI INVESTMENTS	13,273.01	5,263.00	3,054.15	15,481.86
FUND TOTALS	120.31	.00	.00	120.31
2010 DISTRICT CLERK PRESERVATION CASH - DISTRICT CLERK PRESERVATI INVESTMENTS	13,393.32	5,263.00	3,054.15	15,602.17
FUND TOTALS	592.00	360.00	.00	952.00
2010 DISTRICT CLERK PRESERVATION CASH - DISTRICT CLERK PRESERVATI INVESTMENTS	.00	.00	.00	.00
FUND TOTALS	592.00	360.00	.00	952.00
2010 COUNTY/DISTRICT TECHNOLOGY FUN CASH - COUNTY/DISTRICT TECH INVESTMENTS	66.72	44.94	.00	111.66
FUND TOTALS	.00	.00	.00	.00
2010 COURT REPORTER CASH - COURT REPORTER FUND INVESTMENTS	16,908.58	947.57	.00	17,856.15
FUND TOTALS	12,032.36	947.57	.00	12,979.93
2010 PERMANENT IMPROVEMENT CASH - PERMANENT IMPROVEM T-BILL INVESTMENTS	1,489,522.99	.00	.00	1,489,522.99
FUND TOTALS	1,620,838.58	15,429.83	100,000.00	1,536,268.41
2010 PROBATE JUDGE FEES CASH - PROBATE JUDGE FEES CASH INVESTED	303.66	10.71	313.66	.71
FUND TOTALS	303.66	10.71	313.66	.71
2010 LAW ENFORCEMENT ED CASH - LAW ENFORCEMENT ED CASH INVESTED	36,391.78	6,715.73	.00	43,107.51
FUND TOTALS	36,391.78	6,715.73	.00	43,107.51
2010 JP TECH CASH - J P TECH FUND INVESTMENTS	25,257.90	3,431.62	686.93	28,002.59
FUND TOTALS	46,118.28	3,431.62	686.93	46,118.28
2010 DISASTER RELIEF CASH - DISASTERS INVESTMENTS	71,376.18	.00	.00	71,376.18
FUND TOTALS	107,854.81	.00	.00	107,854.81

ACCOUNT NAME	BEGINNING CASH BALANCE	CASH RECEIPTS	CASH DISBURSEMENTS	ENDING CASH BALANCE
2010 LAW LIBRARY	22,193.02	1,723.49	.00	23,916.51
CASH - LAW LIBRARY	36,218.16	.00	.00	36,218.16
CASH INVESTED	50,411.18	1,723.49	.00	60,134.67
FUND TOTALS				
2010 CC LIBRARY FUND				
CASH - COOKE COUNTY LIBRA	10,533.62	2,353.44	860.69	12,026.37
CASH INVESTED	39,009.46	.00	.00	39,009.46
T-BILL INVESTMENTS	.00	.00	.00	.00
FUND TOTALS	49,543.08	2,353.44	860.69	51,035.83
2010 CC HISTORICAL COMM.				
CASH - COOKE CO. HISTORIC	1,961.37	.29	.00	1,961.66
FUND TOTALS	1,961.37	.29	.00	1,961.66
2010 JP COURTHOUSE SECURITY				
CASH - JP COURTHOUSE SECURITY	20,140.95	469.89	1.00	20,609.84
CASH INVESTED	.00	.00	.00	.00
FUND TOTALS	20,140.95	469.89	1.00	20,609.84
2010 COURTHOUSE SECURITY				
CASH - COURTHOUSE SECURIT	19,605.82	4,297.76	3.00	23,900.58
CASH INVESTED	120,819.30	.00	.00	120,819.30
FUND TOTALS	140,425.12	4,297.76	3.00	144,719.88
2010 FLOOD DAMAGE				
CASH - FLOOD DAMAGE	17,739.00	.00	.00	17,739.00
FUND TOTALS	17,739.00	.00	.00	17,739.00
2010 CHAPTER 19				
CASH - CHAPTER 19	.50	.00	.00	.50
INVESTMENTS	.00	.00	.00	.00
FUND TOTALS	.50	.00	.00	.50
2010 CC RECORDS MANAGEMENT				
CASH - CC RECORDS MANAGEMENT	4,944.69	94.97	.00	5,039.66
INVESTMENTS - TEXPOOL	.00	.00	.00	.00
FUND TOTALS	4,944.69	94.97	.00	5,039.66
2010 COUNTY RECORDS MANAGEMENT				
CASH - RECORDS MANAGEMENT	7,800.48	1,542.11	.00	9,342.59
CASH INVESTED	208,500.10	.00	.00	208,500.10
FUND TOTALS	216,300.58	1,542.11	.00	217,842.69
2010 RECORDS PRESERVATION				
CASH - RECORDS PRESERVATI	2,977.40	4,559.03	5,247.37	2,289.06
INVESTMENTS	307,663.75	.00	.00	307,663.75
FUND TOTALS	310,641.15	4,559.03	5,247.37	309,952.81
2010 DIST CLERK RECORDS MANAGEMENT				
CASH - D C RECORDS MANAGEMENT	16,761.25	311.67	.00	17,072.92
CASH INVESTED	.00	.00	.00	.00
FUND TOTALS	16,761.25	311.67	.00	17,072.92
2010 DISTRICT CLERK ARCHIVE				
DISTRICT CLERK ARCHIVE	307.05	15,180.33	15,000.00	487.38

ACCOUNT NAME	BEGINNING CASH BALANCE	CASH RECEIPTS	DISBURSEMENTS	ENDING CASH BALANCE
2010 COUNTY CLERK ARCHIVE FEE	18,117.28	3,787.84	15,000.00-	6,905.12
CASH - RECORDS ARCHIVE INVESTMENTS	110,169.38	13,000.00	15,000.00-	125,169.38
FUND TOTALS	128,286.86	18,787.84	15,000.00-	132,074.70
2010 CA CHECK COLLECTING	16,397.29	1,089.39	494.26-	16,992.42
CASH - CHECK COLLECTING & INVESTMENTS	16,397.29	1,089.39	494.26-	16,992.42
FUND TOTALS	16,397.29	1,089.39	494.26-	16,992.42
2010 DA CHECK COLLECTING	589.59	.00	.00	589.59
CASH - DA CHECK COLLECTING	589.59	.00	.00	589.59
FUND TOTALS	589.59	.00	.00	589.59
2010 CO. ATTY FORFEITURE	.00	.00	.00	.00
CASH - CO. ATTY. BOND FOR INVESTMENTS	.00	.00	.00	.00
FUND TOTALS	.00	.00	.00	.00
2010 DISTRICT ATTY FORFEITURE	12,395.49	565.36	.00	12,960.85
CASH - D.A. FORFEITURE FUND TOTALS	12,395.49	565.36	.00	12,960.85
2010 D A SEIZURE FUND	43,131.00	7,700.00	1,408.60-	49,422.40
CASH - SEIZURE-LAW INVESTMENTS	43,131.00	7,700.00	1,408.60-	49,422.40
FUND TOTALS	43,131.00	7,700.00	1,408.60-	49,422.40
2010 SHERIFF DRUG ENFORCEMENT	23,036.51	3.50	.00	23,040.01
CASH- SHERIFF DRUG ENF INVESTMENTS	23,036.51	3.50	.00	23,040.01
FUND TOTALS	23,036.51	3.50	.00	23,040.01
2010 JAIL COMMISSARY	45,234.87	420.70	316.33-	45,339.24
CASH - JAIL COMMISSARY FUND TOTALS	45,234.87	420.70	316.33-	45,339.24
2010 INTEREST & SINKING	191,203.70	32,339.49	200,000.00-	23,543.19
CASH - INTEREST & SINKING	191,203.70	32,339.49	200,000.00-	23,543.19
CASH INVESTED	840,633.44	.00	.00	840,633.44
T-BILL INVESTMENTS	840,633.44	.00	.00	840,633.44
FUND TOTALS	1,031,837.14	32,339.49	200,000.00-	864,176.63
2010 BOND FUND	9,260.14	1.40	.00	9,261.54
CASH - CONSTRUCTION FUND	9,260.14	1.40	.00	9,261.54
CASH INVESTED	162,288.37	.00	.00	162,288.37
FUND TOTALS	171,548.51	1.40	.00	171,549.91
2010 STATE FEES	125,743.10	93,725.22	528.64-	218,939.68
CASH - STATE FEES	125,743.10	93,725.22	528.64-	218,939.68
CASH INVESTED	51,364.99	.00	.00	51,364.99
FUND TOTALS	177,108.09	93,725.22	528.64-	270,304.67
2010 CHILDREN TRUST	.00	15,000.00	15,000.00-	.00
CASH - CHILDRENS TRUST	.00	15,000.00	15,000.00-	.00

ACCOUNT NAME	BEGINNING CASH BALANCE	CASH RECEIPTS	CASH DISBURSEMENTS	ENDING CASH BALANCE
2010 OFFICER'S TRUST				
CASH INVESTED	577.25	.00	.00	577.25
FUND TOTALS	577.25	.00	.00	577.25
2010 LIBRARY TRUST - LIDDELL				
CASH-LIBRARY TRUST/LIDDELL	2,526.17	.38	.00	2,526.55
CD INVESTMENT	15,000.00	.00	.00	15,000.00
FUND TOTALS	17,526.17	.38	.00	17,526.55
2010 LIBRARY TRUST - ROSENSTEIN				
CASH-LIBRARY TRUST/ROSENSTEIN	19,000.00	5,341.30	.00	5,341.30
CD INVESTMENT	19,000.00	.00	.00	19,000.00
FUND TOTALS	38,000.00	5,341.30	.00	24,341.30
2010 PAYROLL CLEARING				
CASH - PAYROLL CLEARING	201,718.41	803,560.84	348,670.65-	656,608.60
INVESTMENTS	.00	.00	.00	.00
FUND TOTALS	201,718.41	803,560.84	348,670.65-	656,608.60
GRAND TOTALS	23,306,735.14	4,305,152.68	4,584,493.69-	23,027,394.13

C.D. INVESTMENTS
LANDMARK BANK
MARCH, 2010

<u>C.D.#</u>	<u>PURCHASE DATE</u>	<u>AMOUNT</u>	<u>MAT. DATE</u>
GEN/4170801528	March 12, 2010	500,000.00	Sept. 12, 2010
GEN/4170801536	March 12, 2010	500,000.00	Sept. 12, 2010
Library Trust- Liddell	January 5, 2010	7,500.00	Jan. 4, 2011
Library Trust- Liddell	January 5, 2010	7,500.00	Jan. 4, 2011
Library Trust- Rosenstein		19,000.00	

INT. EARNED MONTHLY

PLEDGED SECURITIES FOR COOKE COUNTY
FROM LANDMARK BANK
MARCH, 2010

L of C#	AMOUNT	MAT. DATE
3087-385	600,000.00	5/11/2010
3087-387	900,000.00	5/18/2010
3087-434	200,000.00	7/20/2010
3087-441	1,900,000.00	7/27/2010
3087-442	800,000.00	7/27/2010
3087-559	200,000.00	7/ 6/2010
3087-561	300,000.00	5/ 7/2010
3087-598	200,000.00	7/29/2010
3087-604	100,000.00	2/ 2/2011
TOTAL	5,200,000.00	

INVESTMENTS - TEXPOOL
 JUDY HUNTER, COOKE COUNTY TREASURER
 March, 2010

TITLES	BALANCE FORWARD	DEPOSITS	DEPOSITS IN-TRANSIT	WITH-DRAWALS	CURRENT INTEREST	ENDING BALANCE
PERMANENT IMPROVEMENT	1,489,522.99	100,000.00	0.00	0.00	203.07	1,589,726.06
ROAD & BRIDGE #1	961,714.93	100,000.00	0.00	0.00	132.34	1,061,847.27
ROAD & BRIDGE #2	836,303.80	0.00	0.00	0.00	112.01	836,415.81
ROAD & BRIDGE #3	1,187,658.22	75,000.00	0.00	0.00	161.73	1,262,819.95
ROAD & BRIDGE #4	1,437,082.91	100,000.00	0.00	0.00	196.07	1,537,278.98
F. M. & LATERAL	739,774.26	0.00	0.00	0.00	99.07	739,873.33
GENERAL	9,712,905.31	0.00	0.00	0.00	1,300.88	9,714,206.19
COOKE COUNTY LIBRARY	39,009.46	0.00	0.00	0.00	5.22	39,014.68
JUV. INT. SUPERVISION PROG.	19,739.41	0.00	0.00	5,000.00	2.46	14,741.87
RECORDS PRESERVATION	307,663.75	0.00	0.00	0.00	41.21	307,704.96
COURTHOUSE SECURITY	120,819.30	0.00	0.00	0.00	16.16	120,835.46
BOND FORFEITURE	0.00	0.00	0.00	0.00	0.00	0.00
GEN. CONST. - BOND 2004	162,288.37	0.00	0.00	0.00	21.71	162,310.08
STATE FUNDS	51,364.99	0.00	0.00	0.00	6.89	51,371.88
INTEREST & SINKING	840,633.44	200,000.00	0.00	0.00	119.73	1,040,753.17
CK. COLLECT. & PROCESSING	0.00	0.00	0.00	0.00	0.00	0.00
ADULT PROBATION	183,109.34	0.00	0.00	0.00	24.51	183,133.85
RECORDS MANAGEMENT	208,500.10	0.00	0.00	0.00	27.93	208,528.03
ARCHIVE FEES	110,169.58	15,000.00	0.00	0.00	15.28	125,184.86
LAW LIBRARY	36,218.16	0.00	0.00	0.00	4.86	36,223.02
JPS TECH FUND	46,118.28	0.00	0.00	0.00	6.17	46,124.45
JUV. PROB. TV E	16,481.17	0.00	0.00	5,000.00	2.04	11,483.21
COMMUNITY CORRECTIONS	120.31	0.00	0.00	0.00	0.00	120.31
COURT REPORTER FEES	12,032.36	0.00	0.00	0.00	1.60	12,033.96
TOTAL: (TREAS. FUND)	18,519,230.44	590,000.00	0.00	10,000.00	2,500.94	19,101,731.38

YEAR - TO - DATE	INTEREST	BAL.FORW'D	CURR. INT.	BALANCE
TREASURER'S FUND		103,798.21	2,500.94	106,299.15

AVG. YLD. FOR March, 2010 0.168

PAGE 1 03/31/10 19:31:45 FEDERAL RESERVE BANK PLEDGEE HOLDINGS BAPN032N
 CCL PROD

AS OF CLOSE OF BUSINESS 03-31-2010

PLEDGEE: COOKE COUNTY J78M INSTITUTION ID: #J78M

100 S. DIXON

RM. 106

GAINESVILLE TX 76240

HOLDER : 081500862 - LANDMARK BANK

RESP FRB:H1

ACCOUNT: J78M - *COOKE COUNTY

CUSIP #	BVF	PAR BALANCE	BOOK VALUE
31396ARD0 FGRM 3037NC 03/15/31 03-15-31	1.0000000000	230,000.00	230,000.00
31396WUN4 FNRM RC063DA R07F063 05-25-34	0.6075667800	750,000.00	455,675.09
31397GYH7 FGRM 3324PC 12/15/32 12-15-32	1.0000000000	900,000.00	900,000.00
	SUBTOTAL:	1,880,000.00	1,585,675.09
	GRAND TOTAL:	1,880,000.00	1,585,675.09

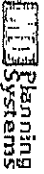
PROSPERITY BANK, EL CAMPO, TX

Pledge Security Listing
March 31, 2010

Cusip	ID	Description	Salvage	Receipt	Face	Current Par	Cap	Call	Maturity	Moody	S&P	Flitch	F115	Book	Market	Gain
COOKE COUNTY																
312818U41	2M17	FH/AIC G12885	FHUB	X	155,525	92,271	5.00		06/01/21	AAA	AAA	AAA	HTM	93,255.28	92,919.05	5,662.77
314106558	2M02	FH/A B99257	FHUB	X	104,457	55,021	5.00		04/01/21	AAA	AAA	AAA	HTM	65,093.02	69,919.70	3,910.51
														159,285.37	189,392.75	9,573.39

Reference to Interest Rate Shifts represent a shift in the Treasury Curve. Actual Market Yield shift on Individual Securities may differ. See the report Market Yield Shift Assumptions for more information.

Other Reports



1-800-822-5889, www.financialplanning.com

Financial Planning Systems
Specialized Departmental Reporting Department
parade@fp.com | 1-800-822-5889