



**MONTHLY REPORT**

**SEPTEMBER 2023**


**PATTY BRENNAN**


**COOKE COUNTY TREASURER**

FINANCIAL REPORTS


October 9, 2023


In accordance with Local Government Code 114.026, this affidavit states the current cash and reports in the custody of the county treasurer as of the date of September 30, 2023.


  
\_\_\_\_\_  
John O. Roane,  
Cooke County Judge


  
\_\_\_\_\_  
Pam Harrison,  
Cooke County Clerk



  
\_\_\_\_\_  
Gary Hollowell,  
Commissioner Pct. #1

  
\_\_\_\_\_  
Jason Snuggs,  
Commissioner Pct. #2

  
\_\_\_\_\_  
Adam Arendt,  
Commission Pct. #3

  
\_\_\_\_\_  
Matt Sicking,  
Commissioner Pct. #4

AFFIDAVIT

STATE OF TEXAS

COUNTY OF COOKE


The members of the Commissioners' Court of Cooke County, Texas, state as follows:

The requirement of Subsection (C) of the Texas Local Government Code, §114.026 have been met for the term of September 2023. The amount of cash and other assets in the custody of the County Treasurer at the time of examination are:

Cash (includes on hand, money market accounts, and short-term investments) \$ 36,443,589.22

Other Assets (long term investments) \$ 0.00.

Sworn to and subscribed this 23<sup>rd</sup> day of October 2023.

  
John O. Roane, Cooke County Judge


  
Gary Hollowell, Commissioner, Pct 1

  
Jason Snuggs, Commissioner, Pct 2

  
Adam Arendt, Commissioner, Pct 3

  
Matt Sicking, Commissioner, Pct 4

ATTEST:

  
Pam Harrison, County Clerk



PRIOR MONTH ENDING BANK STATEMENT BALANCE \$4,118,743.58  
 CLEARED DEPOSITS \$4,367,132.39  
 CLEARED ADDITIONS \$98,607.47  
 CLEARED CHECKS \$3,145,770.70-  
 CLEARED DEDUCTIONS \$653,304.62-

148  
4  
422  
4

CURRENT MONTH ENDING BANK STATEMENT BALANCE \$4,785,408.12

CURRENT MONTH ENDING BANK STATEMENT BALANCE \$4,785,408.12  
 OUTSTANDING DEPOSITS \$5,803.05  
 OUTSTANDING ADDITIONS \$.00  
 OUTSTANDING CHECKS \$1,025,118.86-  
 OUTSTANDING DEDUCTIONS \$.00

5  
843

RECONCILED BOOK BALANCE \$3,766,092.31

ENDING STATEMENT DATE 09/30/2023

CLERK: PB

Security Description	Rate	Maturity Date Issue Date	Original Face Current Face	Market Price Market Value	Haircut Required	CUSIP
<b>Pledge collateral As of 10/02/23</b>						
FEDERAL FARM CR BKS CONS BD 1.73%35	1.730000	09/10/2035 09/10/2020	2,640,000.00 2,640,000.00	67.731536 1,788,112.55	110.0000	3133EL6C3
FEDERAL FARM CR BKS CONS BD 1.95%35	1.950000	05/14/2035 05/14/2020	10,000,000.00 10,000,000.00	70.097792 7,009,779.20	110.0000	3133ELZB3
FHLMC UMBS 30Y FIXED 1.500 20510201	1.500000	02/01/2051 01/01/2021	2,614,672.00 2,246,403.21	72.093309 1,619,506.41	110.0000	3133KLAL1
FNMA MEGA ADJ SINGLE 2.560 20390901	5.510000	09/01/2039 02/01/2017	5,000,000.00 933,725.45	101.590746 948,578.65	110.0000	3138ESAM0
FNMA UMBS INT 15 YEAR 2.000 20360301	2.000000	03/01/2036 03/01/2021	5,775,000.00 3,980,025.82	86.511302 3,443,172.16	110.0000	3140QHPU3
<b>Totals</b>			<b>Original Face/Par 26,029,672.00</b> <b>Current Face 19,800,154.48</b>	<b>14,809,148.97</b>	<b>Market Value</b>	
<b>Deposit Information</b>			<b>Current Balance 09/29/2023 10,447,464.14</b> <b>FDIC Insurance 265,063.80</b> <b>Net Deposit 10,182,400.34</b>	<b>Minimum Coll. Variance 11,200,640.37</b> <b>132.22%</b>		

PAGE 1 09/29/23 19:17:29  
HOLDINGS BAPN032N  
CC3 PROD

FEDERAL RESERVE BANK PLEDGEE

DISTRB PT J1  
AS OF CLOSE OF BUSINESS 09-29-2023

PLEDGEE: COOKE COUNTY J7BM INSTITUTION ID: #J7BM  
100 S. DIXON  
RM. 106

GAINESVILLE TX 76240

HOLDER : 082900432 - SIMMONS PB AR

RESP FRB:H2

ACCOUNT: J7BM - \*COOKE COUNTY

CUSIP #

BVF

PAR

BALANCE	BOOK VALUE		
3133ELZB3 1.95 FCOR 21-35 AN 05-14-35			1.0000000000
10,000,000.00	10,000,000.00		
3133EL6C3 1.73 FCOR 21-35 AX 09-10-35			1.0000000000
2,640,000.00	2,640,000.00		
3133KLAL1 FEPC 01.500 CLRA4511 02-01-51			0.8591529700
2,614,672.00	2,246,403.21		
3138ESAM0 FNAR XX.XXX WSAL9911 09-01-39			0.1867450900
5,000,000.00	933,725.45		
3140QHPU3 FNMS 02.000 CICA9434 03-01-36			0.6891819600
5,775,000.00	3,980,025.82		
		SUBTOTAL:	
26,029,672.00	19,800,154.48		
		GRAND TOTAL:	
26,029,672.00	19,800,154.48		

C.D. INVESTMENTS

-----

SIMMONS BANK

September 2023

<u>C.D.#</u>	<u>PURCHASE DATE</u>	<u>AMOUNT</u>	<u>MAT. DATE</u>
Library Liddell 2363	Jan 25, 2023	7,500.00	Jan 25, 2025
Library Liddell 2389	Jan 25, 2023	7,500.00	Jan 25, 2025
Library Rosenstein 5099	Dec 12, 2020	11,000.00	Dec 12, 2023
Library Rosenstein 8294	Mar 16, 2021	8,000.00	Mar 24, 2024

INT. EARNED MONTHLY:

2-Liddell CD's @ 2.25%  
Rosenstein #5099 CD @ 1.00%  
Rosenstein #8294 CD @ .60%

Interest is deposited into the Treasurer's Fund. The 4 Library's CDs' interest is deposited quarterly.

THE FIRST STATE BANK

<u>C.D.#</u>	<u>PURCHASE DATE</u>	<u>AMOUNT</u>	<u>MAT. DATE</u>
GEN/7619049	Dec 17, 2022	250,000.00	March 17, 2024

INT. EARNED MONTHLY:

Gen CD @ 4.00

Interest accrues monthly and is deposited monthly with depository bank into the Treasurer's Fund

**INVESTMENTS-TEXPOOL**  
**PATTY BRENNAN, COOKE COUNTY TREASURER**  
**SEPTEMBER 2023**

ACCT NAME	BALANCE FORWARD	DEPOSITS	WITH-DRAWALS	CURRENT INTEREST	ENDING BALANCE
GENERAL	\$ 4,889,489.43	\$ -	\$ 1,500,000.00	\$ 16,352.31	\$ 3,405,841.74
R & B -1	\$ 785,837.00	\$ -	\$ -	\$ 3,437.33	\$ 789,274.33
R & B -2	\$ 246,495.36	\$ -	\$ -	\$ 1,078.20	\$ 247,573.56
R & B -3	\$ 466,312.08	\$ -	\$ -	\$ 2,039.71	\$ 468,351.79
R & B -4	\$ 1,108,669.16	\$ -	\$ -	\$ 4,849.37	\$ 1,113,518.53
FM & L	\$ 291,167.88	\$ -	\$ -	\$ 1,273.60	\$ 292,441.48
STATE FUNDS	\$ 10,558.26	\$ -	\$ -	\$ 46.17	\$ 10,604.43
REC PRESV	\$ 67,212.35	\$ -	\$ -	\$ 293.99	\$ 67,506.34
ADULT PROB	\$ 213,979.98	\$ -	\$ -	\$ 935.97	\$ 214,915.95
COURT REP	\$ 9,907.48	\$ -	\$ -	\$ 43.32	\$ 9,950.80
PERM IMP	\$ 897,699.40	\$ 300,000.00	\$ -	\$ 4,146.57	\$ 1,201,845.97
LAW ENFORCEMENT ED	\$ 11,139.70	\$ -	\$ -	\$ 48.72	\$ 11,188.42
JP-CH SECURITY	\$ 32,317.74	\$ -	\$ -	\$ 141.37	\$ 32,459.11
DIST CLK RECORDS MGMT	\$ 16,717.26	\$ -	\$ -	\$ 73.11	\$ 16,790.37
DIST CLK ARCHIVE	\$ 4,456.67	\$ -	\$ -	\$ 19.50	\$ 4,476.17
LAW LIBRARY	\$ 122,864.61	\$ -	\$ -	\$ 537.42	\$ 123,402.03
JP TECH	\$ 29,260.31	\$ -	\$ -	\$ 127.97	\$ 29,388.28
C H SECURITY	\$ 102,777.84	\$ -	\$ -	\$ 449.55	\$ 103,227.39
LIBRARY	\$ 18,434.73	\$ -	\$ -	\$ 80.61	\$ 18,515.34
ARCHIVE	\$ 81,198.76	\$ -	\$ -	\$ 355.15	\$ 81,553.91
DIST ATTY FORFEITURE	\$ 40,015.15	\$ -	\$ -	\$ 175.01	\$ 40,190.16
SHERIFF FORFEITURE	\$ 68,103.09	\$ -	\$ -	\$ 297.89	\$ 68,400.98
JAIL COMMISSARY	\$ 88,295.16	\$ -	\$ -	\$ 386.23	\$ 88,681.39
2004 GO-REFUNDING	\$ 106,931.00	\$ 25,000.00	\$ -	\$ 486.09	\$ 132,417.09
HOTEL/MOTEL TAX	\$ 282,254.36	\$ -	\$ -	\$ 1,234.57	\$ 283,488.93
AMERICAN RESCUE GRANT	\$ 741,818.74	\$ -	\$ -	\$ 3,244.80	\$ 745,063.54
<b>TOTAL: TREAS FUND</b>	<b>\$ 10,733,913.50</b>	<b>\$ 325,000.00</b>	<b>\$ 1,500,000.00</b>	<b>\$ 42,154.53</b>	<b>\$ 9,601,068.03</b>

YEAR - TO - DATE INTEREST	BAL FORWARD:	CURRENT INT.:	BALANCE:
	\$ 444,402.20	\$ 42,154.53	\$ 486,556.73

AVG. YEILD FOR SEPT 2023                      5.32%    MKT VALUE/ SHAR| \$                      1.00



**INVESTMENTS-TEX STAR  
PATTY BRENNAN, COOKE COUNTY TREASURER  
SEPTEMBER 2023**

ACCT NAME	BALANCE FORWARD	DEPOSITS	WITH-DRAWALS	CURRENT INTEREST	ENDING BALANCE
GENERAL	\$ 4,772,967.92	\$ -	\$ 1,500,000.00	\$ 15,809.19	\$ 3,288,777.11
R & B -1	\$ 659,989.07	\$ -	\$ -	\$ 2,880.70	\$ 662,869.77
R & B -2	\$ 289,902.18	\$ -	\$ 50,000.00	\$ 1,097.88	\$ 241,000.06
R & B -3	\$ 434,323.66	\$ -	\$ -	\$ 1,895.71	\$ 436,219.37
R & B -4	\$ 734,525.87	\$ -	\$ -	\$ 3,206.03	\$ 737,731.90
FM & L	\$ 277,791.90	\$ -	\$ -	\$ 1,212.48	\$ 279,004.38
ADULT PROBATION	\$ 161,644.99	\$ -	\$ -	\$ 705.52	\$ 162,350.51
PERM IMP	\$ 833,712.29	\$ 300,000.00	\$ -	\$ 3,858.00	\$ 1,137,570.29
CC LIBRARY	\$ 17,994.58	\$ -	\$ -	\$ 78.52	\$ 18,073.10
TJPC	\$ 36.28	\$ -	\$ 36.28	\$ 0.02	\$ 0.02
COURTHOUSE SECURITY	\$ 102,972.54	\$ -	\$ -	\$ 449.44	\$ 103,421.98
ARCHIVE FEES	\$ 69,981.74	\$ -	\$ -	\$ 305.46	\$ 70,287.20
2012 GO REFUNDING	\$ 105,197.93	\$ 25,000.00	\$ -	\$ 477.41	\$ 130,675.34
JAIL COMMISSARY	\$ 51,867.33	\$ -	\$ -	\$ 226.39	\$ 52,093.72
HOTEL/MOTEL TAX	\$ 196,934.75	\$ -	\$ -	\$ 859.58	\$ 197,794.33
AMERICAN RESCUE GRANT	\$ 690,550.03	\$ -	\$ -	\$ 3,014.10	\$ 693,564.13
<b>TOTAL: TREAS FUND</b>	<b>\$ 9,400,393.06</b>	<b>\$ 325,000.00</b>	<b>\$ 1,550,036.28</b>	<b>\$ 36,076.43</b>	<b>\$ 8,211,433.21</b>

YEAR - TO - DATE INTEREST	BAL FORWARD	CURRENT INT.	BALANCE
	\$ 370,454.65	\$ 36,076.43	\$ 406,531.08

AVG. YEILD FOR SEPT 2023                      5.31%    MKT VALUE / SHARE \$                      1.00

**INVESTMENTS-LOGIC  
PATTY BRENNAN, COOKE COUNTY TREASURER  
SEPTEMBER 2023**

ACCT NAME	BALANCE FORWARD	DEPOSITS	WITH-DRAWALS	CURRENT INTEREST	ENDING BALANCE
GENERAL	\$ 3,054,374.38	\$ -	\$ -	\$ 13,849.70	\$ 3,068,224.08
R & B -1	\$ 742,783.31	\$ -	\$ 100,000.00	\$ 3,019.94	\$ 645,803.25
R & B -2	\$ 218,863.74	\$ -	\$ 50,000.00	\$ 946.88	\$ 169,810.62
R & B -3	\$ 772,387.37	\$ -	\$ 20,000.00	\$ 3,432.66	\$ 755,820.03
R & B -4	\$ 878,920.56	\$ -	\$ 35,000.00	\$ 3,953.47	\$ 847,874.03
FM & L	\$ 295,752.63	\$ -	\$ -	\$ 1,341.06	\$ 297,093.69
TJPC	\$ 37.37	\$ -	\$ 37.37	\$ 0.02	\$ 0.02
ADULT PROBATION	\$ 138,017.25	\$ -	\$ -	\$ 625.80	\$ 138,643.05
PERM IMP	\$ 595,806.45	\$ -	\$ -	\$ 2,701.63	\$ 598,508.08
LAW LIBRARY	\$ 75,042.81	\$ -	\$ -	\$ 340.27	\$ 75,383.08
COURTHOUSE SECURITY	\$ 97,685.15	\$ -	\$ -	\$ 442.92	\$ 98,128.07
CC LIBRARY	\$ 18,049.73	\$ -	\$ -	\$ 81.86	\$ 18,131.59
RECORDS MANAGEMENT	\$ 21,950.25	\$ -	\$ -	\$ 99.53	\$ 22,049.78
ARCHIVE FEES	\$ 80,431.59	\$ -	\$ -	\$ 364.70	\$ 80,796.29
DIST ATTY FORFEITURE	\$ 43,502.84	\$ -	\$ -	\$ 197.24	\$ 43,700.08
SHERIFF FOREITURE	\$ 63,875.35	\$ -	\$ 25,000.00	\$ 266.88	\$ 39,142.23
JAIL COMMISSARY	\$ 31,401.94	\$ -	\$ -	\$ 142.38	\$ 31,544.32
2012 GO REFUNDING	\$ 242,513.48	\$ -	\$ -	\$ 1,099.63	\$ 243,613.11
HOTEL TAX FUND	\$ 184,021.23	\$ -	\$ -	\$ 834.41	\$ 184,855.64
AMERICAN RESCUE GRANT	\$ 696,401.06	\$ -	\$ -	\$ 3,157.76	\$ 699,558.82
<b>TOTAL: TREAS FUND</b>	<b>\$ 8,251,818.49</b>	<b>\$ -</b>	<b>\$ 230,037.37</b>	<b>\$ 36,898.74</b>	<b>\$ 8,058,679.86</b>

YEAR - TO - DATE INTEREST	BAL FORWARD	CURRENT INT.	BALANCE
	\$ 428,231.21	\$ 36,898.74	\$ 465,129.95

AVG. YEILD FOR SEPT 2023                      5.52% MKT VALU/SHARE \$                      1.00

Activity Type Date Receipt	Description Rate Security	Maturity	SK Receipt(s)	Par/Shares Original Face Withholding	Interest/Dividend Net Amount
<b>Settled/Cleared Activity</b>					
<b>INTEREST</b>					
09/05/2023	WELLS FARGO BANK NATL ASSN	05/02/2025		.00	.00
409007515	949764BP8			.00	1,015.10
	FIRST TECHNOLOGY FEDERAL CREDI			.00	1,015.10
09/12/2023	4.90	05/12/2025		.00	.00
409007512	33715LFE5			.00	1,036.25
<b>Total</b>	<b>INTEREST</b>			<b>.00</b>	<b>.00</b>
				<b>.00</b>	<b>2,051.35</b>
<b>Upcoming Activity</b>					
<b>MATURITIES</b>					
10/02/2023	UNITED STATES TREAS NTS	09/30/2023		2,000,000.00	.00
409001431	.25			.00	.00
	91282CDA6			.00	.00
<b>Total</b>	<b>MATURITIES</b>			<b>2,000,000.00</b>	<b>.00</b>
				<b>.00</b>	<b>.00</b>
<b>INTEREST</b>					
10/02/2023	UNITED STATES TREAS NTS	09/30/2023		.00	.00
409001431	.25			.00	2,500.00
	91282CDA6			.00	2,500.00
10/02/2023	WELLS FARGO BANK NATL ASSN	05/02/2025		.00	.00
409007515	949764BP8			.00	982.36
	FIRST TECHNOLOGY FEDERAL CREDI			.00	982.36
10/12/2023	4.90	05/12/2025		.00	.00
409007512	33715LFE5			.00	1,002.82
<b>Total</b>	<b>INTEREST</b>			<b>.00</b>	<b>.00</b>
				<b>.00</b>	<b>4,485.18</b>
				<b>.00</b>	<b>4,485.18</b>



COOKE COUNTY  
16960003

Custody Holdings for Currency USD

As of 09/30/2023  
Page 2

Security Receipt	Trade Date Settlement Date	Cost Basis	Par/Shares Original Face	Description Rate, Maturity	Principal Cost Market Value	Date Priced
14042ROX2	04/27/2022	100.000000	246,000.00	CAPITAL ONE NA CD	246,000.00	
409001972	05/05/2022		.00	2.65, 05/06/2024	241,850.50	09/29/2023
14042TFT9	04/27/2022	100.000000	246,000.00	CAPITAL ONE BANK USA NA CD	246,000.00	
409001971	05/05/2022		.00	2.65, 05/06/2024	241,850.50	09/29/2023
3134GXCA0	11/30/2021	99.645700	1,000,000.00	FEDERAL HOME LN MGTG CORP	996,457.00	
408000957	12/02/2021		.00	.32, 11/24/2023	992,523.13	09/29/2023
31422XSMS	05/01/2023	97.156700	1,025,000.00	FARMER MAC	995,856.18	
409007516	05/01/2023		.00	.79, 01/25/2024	1,009,445.86	09/29/2023
33715LFE5	04/26/2023	100.000000	249,000.00	FIRST TECHNOLOGY FEDERAL CREDI	249,000.00	
409007512	05/12/2023		.00	4.90, 05/12/2025	246,207.43	09/29/2023
61690U5F3	04/26/2023	100.000000	244,000.00	MORGAN STANLEY BK N A	244,000.00	
409007513	05/03/2023		.00	4.80, 05/05/2025	240,930.67	09/29/2023
61768ESV6	04/26/2023	100.000000	244,000.00	MORGAN STANLEY PRIVATE BK NATL	244,000.00	
409007514	05/03/2023		.00	4.80, 05/05/2025	240,930.67	09/29/2023
949764BP8	04/26/2023	100.000000	249,000.00	WELLS FARGO BANK NATL ASSN	249,000.00	
409007515	05/02/2023		.00	4.80, 05/02/2025	245,862.98	09/29/2023
<b>Total USD Par</b>			<b>3,503,000.00</b>	<b>Total USD Cost</b>	<b>3,470,313.18</b>	
<b>Total USD Original Face</b>			<b>3,503,000.00</b>	<b>Total USD Market Value</b>	<b>3,459,601.74</b>	

PNC and PNC Bank are registered marks of The PNC Financial Services Group, Inc. (PNC).  
PNC makes no representations as to the accuracy or completeness of the information herein.



COMBINED STATEMENT OF CASH POSITION FOR SEPTEMBER

DATE	FUND NAME	CHECKING ACCOUNT	CHECKING AMOUNT	TDOA ACCOUNT	TDOA AMOUNT	FUND TOTAL
2023 001	GENERAL	TREAS FUND	1,731,962.56	TEXPOOL LOGIC TEXSTAR T-BILLS CERT DEPOS	3,405,841.74 3,068,224.08 3,288,777.11 3,957,388.94 1,728,000.00	17,180,194.43
2023 011	ROAD & BRIDGE 1	TREAS FUND	148,157.22	TEXPOOL LOGIC TEXSTAR	789,274.33 645,803.25 662,869.77	2,246,104.57
2023 012	ROAD & BRIDGE 2	TREAS FUND	118,862.95	TEXPOOL LOGIC TEXSTAR	247,573.56 169,810.62 241,000.06	777,247.19
2023 013	ROAD & BRIDGE 3	TREAS FUND	107,955.22	TEXPOOL LOGIC TEXSTAR	468,351.79 755,820.03 436,219.37	1,768,346.41
2023 014	ROAD & BRIDGE 4	TREAS FUND	111,394.90	TEXPOOL LOGIC TEXSTAR	1,113,518.53 847,874.03 737,731.90	2,810,519.36
2023 019	FM & LATERAL	TREAS FUND	27,698.41	TEXPOOL LOGIC TEXSTAR	292,441.48 297,093.69 279,004.38	896,237.96
2024 020	TJPC	TREAS FUND	13,254.19-	TEXPOOL LOGIC TEXSTAR	.02	13,254.15-
2024 021	JUVENILE PROB-ISP	TREAS FUND		TEXPOOL LOGIC TEXSTAR		
2023 022	JUVENILE PROBATION	TREAS FUND	87,471.41	TEXPOOL LOGIC TEXSTAR		87,471.41
2023 023	JUVENILE PROB. IV-E	TREAS FUND	109.95	TEXPOOL LOGIC TEXSTAR		109.95
2023 024	JUVENILE DELINQUENCY PREVENT	TREAS FUND	35,854.74	TEXPOOL LOGIC TEXSTAR		35,854.74
2024 028	ADULT PROBATION	TREAS FUND	54,404.75	TEXPOOL LOGIC TEXSTAR	214,915.95 138,643.05 162,350.51	570,314.26
2024 029	COMMUNITY CORRECTIONS	TREAS FUND	18,250.58	TEXPOOL LOGIC		18,250.58
2023 031	CONTRACT ELECTIONS	TREAS FUND	29,893.20	TEXPOOL LOGIC		29,893.20
2023 032	DISTRICT CLERK PRESERVATION	TREAS FUND	268,064.04-	TEXPOOL LOGIC		

FUND NAME	CHECKING ACCOUNT	CHECKING AMOUNT	TDOA ACCOUNT	TDOA AMOUNT	FUND TOTAL
2023 033 COUNTY/DISTRICT TECHNOLOGY FTREAS FUND		13,256.11	TEXPOOL LOGIC TEXSTAR		13,256.11
2023 034 COURT REPORTER	TREAS FUND	25,618.03	TEXPOOL LOGIC TEXSTAR	9,950.80	35,568.83
2023 035 PERMANENT IMPROVEMENT	TREAS FUND	1,089,192.28	TEXPOOL LOGIC TEXSTAR STONE	1,201,845.97 598,508.08 1,137,570.29	4,027,116.62
2023 037 LAW ENFORCEMENT ED	TREAS FUND	6,024.41	TEXPOOL LOGIC TEXSTAR	11,188.42	17,212.83
2023 038 JP TECH	TREAS FUND	11,681.09	TEXPOOL LOGIC TEXSTAR	29,388.28	41,069.37
2023 040 LAW LIBRARY	TREAS FUND	37,880.94	TEXPOOL LOGIC TEXSTAR	123,402.03 75,383.08	236,666.05
2023 041 CC LIBRARY FUND	TREAS FUND	48,927.23	TEXPOOL LOGIC TEXSTAR	18,515.34 18,131.59 18,073.10	103,647.26
2023 042 CC HISTORICAL COMM.	TREAS FUND	2,645.47	TEXPOOL LOGIC TEXSTAR	32,459.11	2,645.47
2023 043 JP COURTHOUSE SECURITY	TREAS FUND	32,540.30	TEXPOOL LOGIC TEXSTAR		64,999.41
2023 044 COURTHOUSE SECURITY	TREAS FUND	47,085.16	TEXPOOL LOGIC TEXSTAR	103,227.39 98,128.07 103,421.98	351,862.60
2023 046 CHAPTER 19	TREAS FUND	106.08-	TEXPOOL		106.08-
2023 047 CC RECORDS MANAGEMENT	TREAS FUND	20,196.25	TEXPOOL		20,196.25
2023 048 COUNTY RECORDS MANAGEMENT	TREAS FUND	5,604.87	TEXPOOL LOGIC TEXSTAR	22,049.78	27,654.65
2023 049 CC RECORDS PRESERVATION	TREAS FUND	55,770.45	TEXPOOL LOGIC TEXSTAR	67,506.34	123,276.79
2023 050 DIST CLERK RECORDS MANAGEMENTREAS FUND	TREAS FUND	49,227.85	TEXPOOL LOGIC TEXSTAR	16,790.37	66,018.22

FUND NAME	CHECKING ACCOUNT	CHECKING AMOUNT	TDOA ACCOUNT	TDOA AMOUNT	FUND TOTAL
2023 051 DISTRICT CLERK ARCHIVE	TREAS FUND	30,063.81	TEXPOOL LOGIC TEXSTAR	4,476.17	34,539.98
2023 052 COUNTY CLERK ARCHIVE FEE	TREAS FUND	26,181.44	TEXPOOL LOGIC TEXSTAR	81,553.91 80,796.29 70,287.20	258,818.84
2023 053 CA CHECK COLLECTING	TREAS FUND	976.18	TEXPOOL LOGIC TEXSTAR		976.18
2023 054 DA CHECK COLLECTING	TREAS FUND	525.92	TEXPOOL		525.92
2023 056 DISTRICT ATTY FORFEITURE	TREAS FUND	15,638.88	TEXPOOL LOGIC TEXSTAR	40,190.16 43,700.08	99,529.12
2023 057 D A SEIZURE FUND	TREAS FUND	206,137.90	TEXPOOL		206,137.90
2023 058 SHERIFF FORFEITURE	TREAS FUND	25,749.05	TEXPOOL LOGIC TEXSTAR	68,400.98 39,142.23	133,292.26
2023 059 JAIL COMMISSARY	TREAS FUND	46,621.12	TEXPOOL LOGIC TEXSTAR	88,681.39 31,544.32 52,093.72	218,940.55
2023 061 2004 GO REFUNDING DEBT SERVITREAS FUND	TREAS FUND	120,589.87	TEXPOOL LOGIC TEXSTAR	132,417.09 243,613.11 130,675.34	627,295.41
2023 088 STATE FEES	TREAS FUND	83,918.30	TEXPOOL LOGIC TEXSTAR	10,604.43	94,522.73
2023 090 OFFICER'S TRUST	TREAS FUND		TEXPOOL		
2023 091 LIBRARY TRUST - LIDDELL	TREAS FUND	1,549.72	CERT DEPOS	15,000.00	16,549.72
2023 092 LIBRARY TRUST - ROSENSTEIN	TREAS FUND	299.80	CERT DEPOS	19,000.00	19,299.80
2023 093 TAX ASSESSOR COLLECTOR ACCOU					
2023 094 COUNTY CLERK ACCOUNTS					
2023 095 DISTRICT CLERK ACCOUNTS					
2023 096 SHERIFF'S OFFICE ACCOUNTS					
2023 097 COUNTY ATTORNEY ACCOUNT					
2023 098 PAYROLL CLEARING	PAYROLL	843,696.15			843,696.15
2023 099 DISTRICT ATTORNEY RESTITUTIO					

FUND NAME	CHECKING ACCOUNT	CHECKING AMOUNT	TDOA ACCOUNT	TDOA AMOUNT	FUND TOTAL
2023 100 CHILD ABUSE PREVENTION FUND	TREAS FUND	511.13	TEXPOOL LOGIC		511.13
2023 101 PRETRIAL DIVERSION	TREAS FUND	21,420.03	TEXPOOL LOGIC		21,420.03
2023 102 HOTEL OCCUPANCY TAX FUND	TREAS FUND	83,567.75	TEXPOOL LOGIC TEXSTAR	283,488.93 184,855.64 197,794.33	749,706.65
2023 103 HAVA GRANT FUND					
2023 104 AMERICAN RESCUE PROG GRANT	TREAS FUND	187,178.49	TEXPOOL LOGIC TEXSTAR	745,063.54 699,558.82 693,564.13	2,325,364.98
2023 105 JUNIOR EMS PROGRAM	TREAS FUND	569.97			569.97
2023 106 PAUPERS CEMETERY	TREAS FUND	17,467.09			17,467.09
2023 107 OPIOID SETTLEMENT FUNDS	TREAS FUND	64,201.87	TEXPOOL LOGIC TEXSTAR		64,201.87
TOTAL		5,413,106.49		31,590,570.04	37,003,676.53



CHECK ACCOUNT

ACCOUNT BALANCE - TREAS FUND  
ACCOUNT BALANCE - PAYROLL

TOTAL

CHECK  
4,569,410.34  
843,696.15

5,413,106.49

TDOA ACCOUNT

ACCOUNT BALANCE - TEXPOOL  
ACCOUNT BALANCE - LOGIC  
ACCOUNT BALANCE - TEXSTAR  
ACCOUNT BALANCE - T-BILLS  
ACCOUNT BALANCE - CERT DEPOS

TOTAL

TDOA  
9,601,068.03  
8,058,679.86  
8,211,433.21  
3,957,388.94  
1,762,000.00

31,590,570.04

ACCOUNT NAME	BEGINNING CASH BALANCE	CASH RECEIPTS	CASH DISBURSEMENTS	ENDING CASH BALANCE
2023 001 GENERAL - GENERAL FUND	337,266.54	3,905,431.75	2,510,735.73	1,731,962.56
CASH ON HAND	8,807.50	.00	.00	8,807.50
CASH INVESTED - TEXPOOL	4,889,489.43	16,352.31	1,500,000.00	3,405,841.74
CASH INVESTED - LOGIC	3,054,374.38	13,849.70	.00	3,068,224.08
CASH INVESTED - TEXSTAR	4,772,967.92	15,809.19	1,500,000.00	3,288,777.11
CASH INVESTED - STONE CASTLE	.00	.00	.00	.00
T-BILLS - INVESTMENTS	3,957,388.94	.00	.00	3,957,388.94
CASH INVESTMENT-CD	1,728,000.00	.00	.00	1,728,000.00
FUND TOTALS	18,748,294.71	3,951,442.95	5,510,735.73	17,189,001.93
2023 011 ROAD & BRIDGE 1	202,278.64	120,326.39	174,447.81	148,157.22
CASH - ROAD & BRIDGE # 1	785,837.00	3,437.33	.00	789,274.33
CASH INVESTED - TEXPOOL	742,783.31	3,019.94	100,000.00	645,803.25
CASH INVESTED - LOGIC	659,989.07	2,880.70	.00	662,869.77
CASH INVESTED - TEXSTAR	.00	.00	.00	.00
T-BILL INVESTMENTS	.00	.00	.00	.00
FUND TOTALS	2,390,888.02	129,664.36	274,447.81	2,246,104.57
2023 012 ROAD & BRIDGE 2	172,433.84	120,123.52	173,694.41	118,862.95
CASH - ROAD & BRIDGE # 2	246,495.36	1,078.20	.00	247,573.56
CASH INVESTED - TEXPOOL	218,863.74	946.88	50,000.00	169,810.62
CASH INVESTED - LOGIC	289,902.18	1,097.88	50,000.00	241,000.06
CASH INVESTED - TEXSTAR	.00	.00	.00	.00
T-BILL INVESTMENTS	.00	.00	.00	.00
FUND TOTALS	927,695.12	123,246.48	273,694.41	777,247.19
2023 013 ROAD & BRIDGE 3	226,265.17	48,107.20	166,417.15	107,955.22
CASH - ROAD & BRIDGE # 3	466,312.08	2,039.71	.00	468,351.79
CASH INVESTED - TEXPOOL	772,387.37	3,432.66	20,000.00	755,820.03
CASH INVESTED - LOGIC	434,323.66	1,895.71	.00	436,219.37
CASH INVESTED - TEXSTAR	.00	.00	.00	.00
T-BILL INVESTMENTS	.00	.00	.00	.00
FUND TOTALS	1,899,288.28	55,475.28	186,417.15	1,768,346.41
2023 014 ROAD & BRIDGE 4	235,246.24	55,660.14	179,511.48	111,394.90
CASH - ROAD & BRIDGE # 4	1,108,669.16	4,849.37	.00	1,113,518.53
CASH INVESTED - TEXPOOL	878,920.56	3,953.47	35,000.00	847,874.03
CASH INVESTED - LOGIC	734,525.87	3,206.03	.00	737,731.90
CASH INVESTED - TEXSTAR	.00	.00	.00	.00
T-BILL INVESTMENTS	.00	.00	.00	.00
FUND TOTALS	2,957,361.83	67,669.01	214,511.48	2,810,519.36
2023 019 FM & LATERAL	21,007.96	6,726.05	35.60	27,698.41
CASH - FM & LATERAL	291,167.88	1,273.60	.00	292,441.48
CASH INVESTED - LOGIC	295,752.63	1,341.06	.00	297,093.69
CASH INVESTED - TEXSTAR	277,791.90	1,212.48	.00	279,004.38
T-BILL INVESTMENT	.00	.00	.00	.00
FUND TOTALS	885,720.37	10,553.19	35.60	896,237.96
2024 020 TJPC	8,238.16	73.65	21,566.00	13,254.19
CASH - T.J.P.C.	.00	.00	.00	.00
CASH INVESTED - LOGIC	37.37	.02	37.37	.02
CASH INVESTED - TEXSTAR	36.28	.02	36.28	.02

ACCOUNT NAME	FUND TOTALS	BEGINNING CASH BALANCE	CASH RECEIPTS	CASH DISBURSEMENTS	ENDING CASH BALANCE
2024 021 JUVENILE PROB-ISP	CASH - JUVENILE PROBATION INVESTMENTS	8,311.81	73.69	21,639.65	13,254.15
	CASH INVESTED - LOGIC	.00	.00	.00	.00
	CASH INVESTED - TEXSTAR	.00	.00	.00	.00
	FUND TOTALS	.00	.00	.00	.00
2023 022 JUVENILE PROBATION	CASH - JUV. PROB. DIV INVESTMENTS	88,541.58	817.08	1,887.25	87,471.41
	FUND TOTALS	88,541.58	817.08	1,887.25	87,471.41
2023 023 JUVENILE PROB. IV-E	CASH - IV-E	109.24	.71	.00	109.95
	CASH INVESTED	.00	.00	.00	.00
	CASH INVESTED - LOGIC	.00	.00	.00	.00
	CASH INVESTED - TEXSTAR	.00	.00	.00	.00
	FUND TOTALS	109.24	.71	.00	109.95
2023 024 JUVENILE DELINQUENCY PREVENTN	CASH - JUVENILE DELINQUENCY PR INVESTMENTS	33,076.98	2,777.76	.00	35,854.74
	CASH INVESTED - LOGIC	.00	.00	.00	.00
	CASH INVESTED - TEXSTAR	.00	.00	.00	.00
	FUND TOTALS	33,076.98	2,777.76	.00	35,854.74
2024 028 ADULT PROBATION	CASH - ADULT PROBATION	8,747.94	84,169.55	38,512.74	54,404.75
	CASH ON HAND	75.00	.00	.00	75.00
	CASH INVESTED - TEXPOOL	213,979.98	935.00	.00	214,915.95
	CASH INVESTED - LOGIC	138,017.25	625.80	.00	138,643.05
	CASH INVESTED - TEXSTAR	161,644.99	705.52	.00	162,350.51
	FUND TOTALS	522,465.16	86,436.84	38,512.74	570,389.26
2024 029 COMMUNITY CORRECTIONS	CASH - COMMUNITY CORRECTI INVESTMENTS	5,686.04	18,369.00	5,804.46	18,250.58
	CASH INVESTED - LOGIC	.00	.00	.00	.00
	FUND TOTALS	5,686.04	18,369.00	5,804.46	18,250.58
2023 031 CONTRACT ELECTIONS	CASH - CONTRACT ELECTIONS	29,693.61	199.59	.00	29,893.20
	CASH INVESTED - TEXPOOL	.00	.00	.00	.00
	CASH INVESTED - LOGIC	.00	.00	.00	.00
	FUND TOTALS	29,693.61	199.59	.00	29,893.20
2023 032 DISTRICT CLERK PRESERVATION	CASH - DISTRICT CLERK PRESVATI INVESTMENTS	266,397.44	.00	1,666.60	268,064.04
	CASH INVESTED - LOGIC	.00	.00	.00	.00
	CASH INVESTED - TEXSTAR	.00	.00	.00	.00
	FUND TOTALS	266,397.44	.00	1,666.60	268,064.04
2023 033 COUNTY/DISTRICT TECHNOLOGY FUN	CASH - COUNTY/DISTRICT TECH	12,856.56	399.55	.00	13,256.11

ACCOUNT NAME	BEGINNING CASH BALANCE	CASH RECEIPTS	CASH DISBURSEMENTS	ENDING CASH BALANCE
2023 034 COURT REPORTER				
CASH - COURT REPORTER FUND	23,895.03	1,915.79	192.79-	25,618.03
INVESTMENTS	9,907.48	43.32	.00	9,950.80
CASH INVESTED - LOGIC	.00	.00	.00	.00
CASH INVESTED - TEXSTAR	.00	.00	.00	.00
FUND TOTALS	33,802.51	1,959.11	192.79-	35,568.83
2023 035 PERMANENT IMPROVEMENT				
CASH - PERMANENT IMPROVEM	1,086,648.45	11,343.93	8,800.10-	1,089,192.28
CASH INVESTED - TEXPOOL	897,699.40	304,146.57	.00	1,201,845.97
CASH INVESTED - LOGIC	595,806.45	2,701.63	.00	598,508.08
CASH INVESTED - TEXSTAR	833,712.29	303,858.00	.00	1,137,570.29
STONE CASTLE	.00	.00	.00	.00
T-BILL INVESTMENTS	.00	.00	.00	.00
FUND TOTALS	3,413,866.59	622,050.13	8,800.10-	4,027,116.62
2023 037 LAW ENFORCEMENT ED				
CASH - LAW ENFORCEMENT ED	5,983.78	40.63	.00	6,024.41
CASH INVESTED - LOGIC	11,139.70	48.72	.00	11,188.42
CASH INVESTED - TEXSTAR	.00	.00	.00	.00
FUND TOTALS	17,123.48	89.35	.00	17,212.83
2023 038 JP TECH				
CASH - J P TECH FUND	10,167.86	2,140.20	626.97-	11,681.09
INVESTMENTS	29,260.31	127.97	.00	29,388.28
CASH INVESTED - LOGIC	.00	.00	.00	.00
CASH INVESTED - TEXSTAR	.00	.00	.00	.00
FUND TOTALS	39,428.17	2,268.17	626.97-	41,069.37
2023 040 LAW LIBRARY				
CASH - LAW LIBRARY	35,832.52	2,607.56	559.14-	37,880.94
CASH INVESTED	122,864.61	537.42	.00	123,402.03
CASH INVESTED - LOGIC	75,042.81	340.27	.00	75,383.08
CASH INVESTED - TEXSTAR	.00	.00	.00	.00
FUND TOTALS	233,739.94	3,485.25	559.14-	236,666.05
2023 041 CC LIBRARY FUND				
CASH - COOKE COUNTY LIBRA	40,339.58	11,971.60	3,383.95-	48,927.23
CASH INVESTED	18,434.73	80.61	.00	18,515.34
CASH INVESTED - LOGIC	18,049.73	81.86	.00	18,131.59
CASH INVESTED - TEXSTAR	17,994.58	78.52	.00	18,073.10
T-BILL INVESTMENTS	.00	.00	.00	.00
FUND TOTALS	94,818.62	12,212.59	3,383.95-	103,647.26
2023 042 CC HISTORICAL COMM.				
CASH - COOKE CO. HISTORIC	2,627.83	17.64	.00	2,645.47
FUND TOTALS	2,627.83	17.64	.00	2,645.47
2023 043 JP COURTHOUSE SECURITY				
CASH - JP COURTHOUSE SECURITY	29,860.50	2,679.80	.00	32,540.30
CASH INVESTED	32,317.74	141.37	.00	32,459.11

ACCOUNT NAME	BEGINNING CASH BALANCE	CASH RECEIPTS	CASH DISBURSEMENTS	ENDING CASH BALANCE
2023 044 COURT HOUSE SECURITY	28,963.83	18,121.33	.00	47,085.16
CASH - COURT HOUSE SECURITY	102,777.84	449.55	.00	103,227.39
CASH INVESTED - LOGIC	97,685.15	442.92	.00	98,128.07
CASH INVESTED - TEXSTAR	102,972.54	449.44	.00	103,421.98
FUND TOTALS	332,399.36	19,463.24	.00	351,862.60
2023 046 CHAPTER 19	108.43-	215.23	212.88-	106.08-
CASH - CHAPTER 19	.00	.00	.00	.00
INVESTMENTS	108.43-	215.23	212.88-	106.08-
FUND TOTALS	108.43-	215.23	212.88-	106.08-
2023 047 CC RECORDS MANAGEMENT	20,134.64	1,429.39	1,367.78-	20,196.25
CASH - CC RECORDS MANAGEMENT	.00	.00	.00	.00
INVESTMENTS - TEXPOOL	20,134.64	1,429.39	1,367.78-	20,196.25
FUND TOTALS	20,134.64	1,429.39	1,367.78-	20,196.25
2023 048 COUNTY RECORDS MANAGEMENT	6,653.92	182.95	1,232.00-	5,604.87
CASH - RECORDS MANAGEMENT	.00	.00	.00	.00
CASH INVESTED - TEXPOOL	21,950.25	99.53	.00	22,049.78
CASH INVESTED - LOGIC	.00	.00	.00	.00
CASH INVESTED - TEXSTAR	28,604.17	282.48	1,232.00-	27,654.65
FUND TOTALS	28,604.17	282.48	1,232.00-	27,654.65
2023 049 CC RECORDS PRESERVATION	47,084.43	8,686.02	.00	55,770.45
CASH - RECORDS PRESERVATION	67,212.35	293.99	.00	67,506.34
CASH INVESTED - LOGIC	.00	.00	.00	.00
CASH INVESTED - TEXSTAR	114,296.78	8,980.01	.00	123,276.79
FUND TOTALS	114,296.78	8,980.01	.00	123,276.79
2023 050 DIST CLERK RECORDS MANAGEMENT	46,634.68	2,593.17	.00	49,227.85
CASH - D C RECORDS MANAGEMENT	16,717.26	73.11	.00	16,790.37
CASH INVESTED - LOGIC	.00	.00	.00	.00
CASH INVESTED - TEXSTAR	63,351.94	2,666.28	.00	66,018.22
FUND TOTALS	63,351.94	2,666.28	.00	66,018.22
2023 051 DISTRICT CLERK ARCHIVE	29,863.10	200.71	.00	30,063.81
DISTRICT CLERK ARCHIVE	4,456.67	19.50	.00	4,476.17
INVESTMENTS	.00	.00	.00	.00
CASH INVESTED - LOGIC	.00	.00	.00	.00
CASH INVESTED - TEXSTAR	34,319.77	220.21	.00	34,539.98
FUND TOTALS	34,319.77	220.21	.00	34,539.98
2023 052 COUNTY CLERK ARCHIVE FEE	24,633.87	8,167.57	6,620.00-	26,181.44
CASH - RECORDS ARCHIVE	81,198.76	355.15	.00	81,553.91
INVESTMENTS	80,431.59	364.70	.00	80,796.29
CASH INVESTED - LOGIC	69,981.74	305.46	.00	70,287.20
CASH INVESTED - TEXSTAR	256,245.96	9,192.88	6,620.00-	258,818.84
FUND TOTALS	256,245.96	9,192.88	6,620.00-	258,818.84
2023 053 CA CHECK COLLECTING	896.18	80.00	.00	976.18
CASH - CHECK COLLECTING &	896.18	80.00	.00	976.18

ACCOUNT NAME	BEGINNING CASH BALANCE	CASH RECEIPTS	CASH DISBURSEMENTS	ENDING CASH BALANCE
2023 054 DA CHECK COLLECTING	896.18	80.00	.00	976.18
CASH INVESTED - LOGIC	.00	.00	.00	.00
CASH INVESTED - TEXSTAR	.00	.00	.00	.00
FUND TOTALS	896.18	80.00	.00	976.18
2023 056 DISTRICT ATTY FORFEITURE	15,521.51	117.37	.00	15,638.88
CASH - D.A. FORFEITURE FU	40,015.15	175.01	.00	40,190.16
CASH INVESTED - TEXPOOL	43,502.84	197.24	.00	43,700.08
CASH INVESTED - LOGIC	.00	.00	.00	.00
CASH INVESTED - TEXSTAR	.00	.00	.00	.00
FUND TOTALS	99,039.50	489.62	.00	99,529.12
2023 057 D A SEIZURE FUND	206,137.90	.00	.00	206,137.90
CASH - SEIZURE-LAW	.00	.00	.00	.00
INVESTMENTS	206,137.90	.00	.00	206,137.90
FUND TOTALS	206,137.90	.00	.00	206,137.90
2023 058 SHERIFF FORFEITURE	10,998.88	25,063.63	10,313.46	25,749.05
CASH - SHERIFF FORFEITURE	68,103.09	297.89	.00	68,400.98
INVESTMENTS	63,875.35	266.88	25,000.00	39,142.23
CASH INVESTED - LOGIC	.00	.00	.00	.00
CASH INVESTED - TEXSTAR	.00	.00	.00	.00
FUND TOTALS	142,977.32	25,628.40	35,313.46	133,292.26
2023 059 JAIL COMMISSARY	48,151.71	3,424.06	4,954.65	46,621.12
CASH - JAIL COMMISSARY	88,295.16	386.23	.00	88,681.39
CASH INVESTED - TEXPOOL	31,401.94	142.38	.00	31,544.32
CASH INVESTED - LOGIC	51,867.33	226.39	.00	52,093.72
CASH INVESTED - TEXSTAR	219,716.14	4,179.06	4,954.65	218,940.55
FUND TOTALS	219,716.14	4,179.06	4,954.65	218,940.55
2023 061 2004 GO REFUNDING DEBT SERVICE	115,728.66	4,861.21	.00	120,589.87
CASH - 2004 GO REFUNDING D/S	106,931.00	25,486.09	.00	132,417.09
CASH INVESTED - TEXPOOL	242,513.48	1,099.63	.00	243,613.11
CASH INVESTED - LOGIC	105,197.93	25,477.41	.00	130,675.34
CASH INVESTED - TEXSTAR	.00	.00	.00	.00
T-BILL INVESTMENTS	.00	.00	.00	.00
FUND TOTALS	570,371.07	56,924.34	.00	627,295.41
2023 088 STATE FEES	54,676.79	29,287.68	46.17	83,918.30
CASH - STATE FEES	10,558.26	46.17	.00	10,604.43
CASH INVESTED - LOGIC	.00	.00	.00	.00
CASH INVESTED - TEXSTAR	.00	.00	.00	.00
FUND TOTALS	65,235.05	29,333.85	46.17	94,522.73
2023 090 OFFICER'S TRUST	.00	.00	.00	.00
CASH-OFFICERS TRUST	.00	.00	.00	.00
CASH INVESTED	.00	.00	.00	.00
CASH INVESTED - LOGIC	.00	.00	.00	.00
FUND TOTALS	.00	.00	.00	.00
2023 091 LIBRARY TRUST - LIDDELL	1,539.45	10.27	.00	1,549.72
CASH-LIBRARY TRUST/LIDDELL				

ACCOUNT NAME	BEGINNING CASH BALANCE	CASH RECEIPTS	CASH DISBURSEMENTS	ENDING CASH BALANCE
2023 092 LIBRARY TRUST - ROSENSTEIN	258.25	41.55	.00	299.80
CASH-LIBRARY TRUST/ROSENSTEIN	19,000.00	.00	.00	19,000.00
CD INVESTMENT	16,539.45	10.27	.00	16,549.72
FUND TOTALS	19,258.25	41.55	.00	19,299.80
2023 093 TAX ASSESSOR COLLECTOR ACCOUNT	166,429.28	.00	.00	166,429.28
CASH - TAC PML-BOAT SALES TAX	14,303.24	.00	.00	14,303.24
CASH - TAC CREDIT CARDS	89,450.47	.00	.00	89,450.47
CASH - TAC TX DOT/COUNTY-STATE	89,450.47	.00	.00	89,450.47
CASH - TAC IRP ACCOUNT	.00	.00	.00	.00
CASH - TAC IVTRS ACCOUNT	16,205.78	.00	.00	16,205.78
CASH - TAC SALES TAX FUND-MVD	141,813.39	.00	.00	141,813.39
CASH - TAC PML-BOAT TITLE-REG	1,317.79	.00	.00	1,317.79
CSH - TAC BEVERAGE-VOTER REG	1,269.20	.00	.00	1,269.20
FUND TOTALS	429,789.15	.00	.00	429,789.15
2023 094 COUNTY CLERK ACCOUNTS	67,900.00	.00	.00	67,900.00
CASH - COUNTY CLERK BONDS	3,022,650.09	.00	.00	3,022,650.09
CASH - COUNTY CLERK REGISTRY	58,829.25	.00	.00	58,829.25
CASH INVESTMENT - CD	3,149,379.34	.00	.00	3,149,379.34
FUND TOTALS	3,149,379.34	.00	.00	3,149,379.34
2023 095 DISTRICT CLERK ACCOUNTS	115,500.00	.00	.00	115,500.00
CASH - DISTRICT CLERK BOND	1,339,034.63	.00	.00	1,339,034.63
CASH - DISTRICT CLERK REGISTRY	67,671.41	.00	.00	67,671.41
CASH INVESTMENT - CD	1,522,206.04	.00	.00	1,522,206.04
FUND TOTALS	1,522,206.04	.00	.00	1,522,206.04
2023 096 SHERIFF'S OFFICE ACCOUNTS	39,000.00	.00	.00	39,000.00
CASH - SHERIFF'S BOND ACCOUNT	28,863.77	.00	.00	28,863.77
CASH - INVAITE TRUST FUND	67,863.77	.00	.00	67,863.77
FUND TOTALS	67,863.77	.00	.00	67,863.77
2023 097 COUNTY ATTORNEY ACCOUNT	1,143.89	.00	.00	1,143.89
CASH - CNTY ATTORNEY HOT CHECK	.00	.00	.00	.00
COUNTY ATTORNEY - RESTITUTION	.00	.00	.00	.00
FUND TOTALS	1,143.89	.00	.00	1,143.89
2023 098 PAYROLL CLEARING	.00	1,390,699.94	547,003.79	843,696.15
CASH - PAYROLL CLEARING	.00	.00	.00	.00
INVESTMENTS	.00	.00	.00	.00
FUND TOTALS	.00	1,390,699.94	547,003.79	843,696.15
2023 099 DISTRICT ATTORNEY RESTITUTION	.00	.00	.00	.00
CASH - DISTRICT ATTORNEY RESTI	.00	.00	.00	.00
FUND TOTALS	.00	.00	.00	.00
2023 100 CHILD ABUSE PREVENTION FUND	507.74	3.39	.00	511.13
CASH-CHILD ABUSE PREVENTION	.00	.00	.00	.00
CASH INVESTED	507.74	3.39	.00	511.13
FUND TOTALS	507.74	3.39	.00	511.13
2023 101 PRETRIAL DIVERSION	20,620.03	800.00	.00	21,420.03
CASH-PRETRIAL DIVERSION				

ACCOUNT NAME	BEGINNING CASH BALANCE	CASH RECEIPTS	CASH DISBURSEMENTS	ENDING CASH BALANCE
2023 102 HOTEL OCCUPANCY TAX FUND	61,713.87	23,407.02	1,553.14	83,567.75
CASH - HOTEL OCCUPANCY TAX	282,254.36	1,234.57	.00	283,488.93
CASH INVESTED - LOGIC	184,021.23	834.41	.00	184,855.64
CASH INVESTED - TEXTSTAR	196,934.75	859.58	.00	197,794.33
FUND TOTALS	724,924.21	26,335.58	1,553.14	749,706.65
2023 103 HAVA GRANT FUND	.00	.00	.00	.00
CASH - HAVA GRANT FUND	.00	.00	.00	.00
CASH INVESTED - TEXPOOL	.00	.00	.00	.00
CASH INVESTED - LOGIC	.00	.00	.00	.00
CASH INVESTED - TEXTSTAR	.00	.00	.00	.00
FUND TOTALS	.00	.00	.00	.00
2023 104 AMERICAN RESCUE PROG GRANT	196,883.52	190.92	9,895.95	187,178.49
CASH - AMERICAN RESCUE PROG GR	741,818.74	3,244.80	.00	745,063.54
CASH INVESTED - LOGIC	696,401.06	3,157.76	.00	699,558.82
CASH INVESTED - TEXTSTAR	690,550.03	3,014.10	.00	693,564.13
FUND TOTALS	2,325,653.35	9,607.58	9,895.95	2,325,364.98
2023 105 JUNIOR EMS PROGRAM	566.19	3.78	.00	569.97
CASH - JUNIOR EMS PROGRAM	566.19	3.78	.00	569.97
FUND TOTALS	566.19	3.78	.00	569.97
2023 106 PAUPERS CEMETERY	16,835.57	867.10	235.58	17,467.09
CASH - PAUPERS CEMETERY	16,835.57	867.10	235.58	17,467.09
FUND TOTALS	16,835.57	867.10	235.58	17,467.09
2023 107 OPIOID SETTLEMENT FUNDS	63,773.22	428.65	.00	64,201.87
CASH - OPIOID SETTLEMENT FUNDS	.00	.00	.00	.00
CASH INVESTED - LOGIC	.00	.00	.00	.00
CASH INVESTED - TEXTSTAR	.00	.00	.00	.00
FUND TOTALS	63,773.22	428.65	.00	64,201.87
GRAND TOTALS	42,654,380.72	6,679,911.73	7,151,351.23	42,182,941.22