



MONTHLY REPORT

MARCH 2023


PATTY BRENNAN

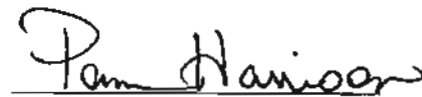
COOKE COUNTY TREASURER


FINANCIAL REPORTS


April 24, 2023


In accordance with Local Government Code 114.026, this affidavit states the current cash and reports in the custody of the county treasurer as of the date of March 31, 2023.


John O. Roane,
Cooke County Judge


Pam Harrison,
Cooke County Clerk


Gary Hollowell,
Commissioner Pct. #1


Jason Snuggs,
Commissioner Pct. #2


Adam Arendt,
Commission Pct. #3


Matt Sicking,
Commissioner Pct. #4

AFFIDAVIT

STATE OF TEXAS

COUNTY OF COOKE


The members of the Commissioners' Court of Cooke County, Texas, state as follows:

The requirement of Subsection (C) of the Texas Local Government Code, §114.026 have been met for the term of March 2023. The amount of cash and other assets in the custody of the County Treasurer at the time of examination are:


Cash (includes on hand, money market accounts, and short-term investments) \$ 43,498,127.24


Other Assets (long term investments) \$ 0.00

Sworn to and subscribed this 24th day of April 2023


John O. Roane, Cooke County Judge



Gary Hollowell, Commissioner, Pct 1


Jason Snuggs, Commissioner, Pct 2


Adam Arendt, Commissioner, Pct 3


Matt Sicking, Commissioner, Pct 4

ATTEST:


Pam Harrison, County Clerk

DATE 04/13/2023

BANK RECONCILIATION FOR TREAS FUND
TOTALS

BNK010 PAGE 31

PRIOR MONTH ENDING BANK STATEMENT BALANCE	\$4,296,707.68	182
CLEARED DEPOSITS	\$6,492,382.49	9
CLEARED ADDITIONS	\$145,053.38	574
CLEARED CHECKS	\$3,098,284.27-	7
CLEARED DEDUCTIONS	\$2,093,538.93-	

CURRENT MONTH ENDING BANK STATEMENT BALANCE \$5,742,320.35

CURRENT MONTH ENDING BANK STATEMENT BALANCE	\$5,742,320.35	1
OUTSTANDING DEPOSITS	\$30,634.00	
OUTSTANDING ADDITIONS	\$.00	
OUTSTANDING CHECKS	\$669,092.37-	712
OUTSTANDING DEDUCTIONS	\$.00	

RECONCILED BOOK BALANCE \$5,103,861.98

ENDING STATEMENT DATE 03/31/2023 CLERK: PB

INVESTMENTS-TEXPOOL
PATTY BRENNAN, COOKE COUNTY TREASURER
MARCH 2023

ACCT NAME	BALANCE FORWARD	DEPOSITS	WITH-DRAWALS	CURRENT INTEREST	ENDING BALANCE
GENERAL	\$ 4,754,921.34	\$ 1,000,000.00	\$ -	\$ 21,045.69	\$ 5,775,967.03
R & B -1	\$ 961,857.15	\$ -	\$ -	\$ 3,766.67	\$ 965,623.82
R & B -2	\$ 609,631.01	\$ -	\$ 100,000.00	\$ 2,107.48	\$ 511,738.49
R & B -3	\$ 898,888.74	\$ -	\$ 200,000.00	\$ 2,960.36	\$ 701,849.10
R & B -4	\$ 1,081,222.28	\$ -	\$ -	\$ 4,234.11	\$ 1,085,456.39
FM & L	\$ 283,959.55	\$ -	\$ -	\$ 1,112.01	\$ 285,071.56
STATE FUNDS	\$ 10,296.87	\$ -	\$ -	\$ 40.31	\$ 10,337.18
REC PRESV	\$ 65,548.46	\$ -	\$ -	\$ 256.68	\$ 65,805.14
ADULT PROB	\$ 208,682.54	\$ -	\$ -	\$ 817.23	\$ 209,499.77
COURT REP	\$ 9,662.27	\$ -	\$ -	\$ 37.82	\$ 9,700.09
PERM IMP	\$ 875,475.49	\$ -	\$ -	\$ 3,428.39	\$ 878,903.88
LAW ENFORCEMENT ED	\$ 10,863.87	\$ -	\$ -	\$ 42.56	\$ 10,906.43
JP-CH SECURITY	\$ 31,517.56	\$ -	\$ -	\$ 123.44	\$ 31,641.00
DIST CLK RECORDS MGMT	\$ 16,303.37	\$ -	\$ -	\$ 63.83	\$ 16,367.20
DIST CLK ARCHIVE	\$ 4,346.39	\$ -	\$ -	\$ 16.99	\$ 4,363.38
LAW LIBRARY	\$ 119,822.88	\$ -	\$ -	\$ 469.21	\$ 120,292.09
JP TECH	\$ 28,535.93	\$ -	\$ -	\$ 111.74	\$ 28,647.67
C H SECURITY	\$ 100,233.49	\$ -	\$ -	\$ 392.47	\$ 100,625.96
LIBRARY	\$ 25,842.89	\$ -	\$ -	\$ 101.24	\$ 25,944.13
ARCHIVE	\$ 79,188.51	\$ -	\$ -	\$ 310.15	\$ 79,498.66
DIST ATTY FORFEITURE	\$ 39,024.42	\$ -	\$ -	\$ 152.86	\$ 39,177.28
SHERIFF FORFEITURE	\$ 31,469.11	\$ 35,000.00	\$ -	\$ 208.12	\$ 66,677.23
JAIL COMMISSARY	\$ 86,109.27	\$ -	\$ -	\$ 337.22	\$ 86,446.49
2004 GO-REFUNDING	\$ 104,283.71	\$ -	\$ -	\$ 408.38	\$ 104,692.09
HOTEL/MOTEL TAX	\$ 275,266.72	\$ -	\$ -	\$ 1,077.97	\$ 276,344.69
AMERICAN RESCUE GRANT	\$ 2,320,283.62	\$ -	\$ 1,500,000.00	\$ 4,888.33	\$ 825,171.95
TOTAL: TREAS FUND	\$ 13,033,237.44	\$ 1,035,000.00	\$ 1,800,000.00	\$ 48,511.26	\$ 12,316,748.70

YEAR - TO - DATE INTEREST	BAL FORWARD:	CURRENT INT.:	BALANCE:
	\$ 145,726.14	\$ 48,511.26	\$ 194,237.40

AVG. YEILD FOR MAR 2023 4.62% MKT VALUE/ SHARI \$ 1.00

INVESTMENTS-TEX STAR
PATTY BRENNAN, COOKE COUNTY TREASURER
MARCH 2023

ACCT NAME	BALANCE FORWARD	DEPOSITS	WITH-DRAWALS	CURRENT INTEREST	ENDING BALANCE
GENERAL	\$ 4,640,924.24	\$ 1,000,000.00	\$ -	\$ 20,585.99	\$ 5,661,510.23
R & B -1	\$ 643,610.99	\$ -	\$ -	\$ 2,518.10	\$ 646,129.09
R & B -2	\$ 282,708.05	\$ -	\$ -	\$ 1,106.08	\$ 283,814.13
R & B -3	\$ 423,545.56	\$ -	\$ -	\$ 1,657.12	\$ 425,202.68
R & B -4	\$ 716,298.09	\$ -	\$ -	\$ 2,802.47	\$ 719,100.56
FM & L	\$ 270,898.24	\$ -	\$ -	\$ 1,059.88	\$ 271,958.12
ADULT PROBATION	\$ 157,633.67	\$ -	\$ -	\$ 616.71	\$ 158,250.38
PERM IMP	\$ 813,023.01	\$ -	\$ -	\$ 3,180.94	\$ 816,203.95
CC LIBRARY	\$ 25,412.11	\$ -	\$ -	\$ 99.43	\$ 25,511.54
COURTHOUSE SECURITY	\$ 100,417.23	\$ -	\$ -	\$ 392.87	\$ 100,810.10
ARCHIVE FEES	\$ 68,245.04	\$ -	\$ -	\$ 267.02	\$ 68,512.06
2012 GO REFUNDING	\$ 102,587.38	\$ -	\$ -	\$ 401.37	\$ 102,988.75
JAIL COMMISSARY	\$ 50,580.26	\$ -	\$ -	\$ 197.89	\$ 50,778.15
HOTEL/MOTEL TAX	\$ 192,047.68	\$ -	\$ -	\$ 751.38	\$ 192,799.06
AMERICAN RESCUE GRANT	\$ 2,171,752.38	\$ -	\$ 1,500,000.00	\$ 4,296.31	\$ 676,048.69
TOTAL: TREAS FUND	<u>\$ 10,659,683.93</u>	<u>\$ 1,000,000.00</u>	<u>\$ 1,500,000.00</u>	<u>\$ 39,933.56</u>	<u>\$ 10,199,617.49</u>

YEAR - TO - DATE INTEREST	BAL FORWARD	CURRENT INT.	BALANCE
	\$ 121,716.88	\$ 39,933.56	\$ 161,650.44

AVG. YEILD FOR MAR 2023 4.61% MKT VALUE / SHARE \$ 1.00

INVESTMENTS-LOGIC
PATTY BRENNAN, COOKE COUNTY TREASURER
MARCH 2023

ACCT NAME	BALANCE FORWARD	DEPOSITS	WITH-DRAWALS	CURRENT INTEREST	ENDING BALANCE
GENERAL	\$ 3,953,918.97	\$ -	\$ -	\$ 16,173.74	\$ 3,970,092.71
R & B -1	\$ 980,082.58	\$ -	\$ -	\$ 4,009.06	\$ 984,091.64
R & B -2	\$ 484,040.48	\$ -	\$ -	\$ 1,980.00	\$ 486,020.48
R & B -3	\$ 979,258.91	\$ -	\$ -	\$ 4,005.70	\$ 983,264.61
R & B -4	\$ 1,228,748.08	\$ -	\$ -	\$ 5,026.25	\$ 1,233,774.33
FM & I	\$ 288,159.00	\$ -	\$ -	\$ 1,178.73	\$ 289,337.73
ADULT PROBATION	\$ 193,833.44	\$ -	\$ -	\$ 792.89	\$ 194,626.33
PERM IMP	\$ 758,267.05	\$ 20,000.00	\$ -	\$ 3,152.40	\$ 781,419.45
LAW LIBRARY	\$ 73,116.03	\$ -	\$ -	\$ 299.09	\$ 73,415.12
COURTHOUSE SECURITY	\$ 95,177.00	\$ -	\$ -	\$ 389.32	\$ 95,566.32
CC LIBRARY	\$ 25,445.57	\$ -	\$ -	\$ 104.09	\$ 25,549.66
RECORDS MANAGEMENT	\$ 21,386.70	\$ -	\$ -	\$ 87.47	\$ 21,474.17
ARCHIVE FEES	\$ 78,366.42	\$ -	\$ -	\$ 320.57	\$ 78,686.99
DIST ATTY FORFEITURE	\$ 42,385.88	\$ -	\$ -	\$ 173.39	\$ 42,559.27
SHERIFF FOREITURE	\$ 27,289.61	\$ 35,000.00	\$ -	\$ 200.30	\$ 62,489.91
JAIL COMMISSARY	\$ 30,595.63	\$ -	\$ -	\$ 125.17	\$ 30,720.80
2012 GO REFUNDING	\$ 248,010.30	\$ -	\$ -	\$ 1,014.53	\$ 249,024.83
HOTEL TAX FUND	\$ 179,296.37	\$ -	\$ -	\$ 733.42	\$ 180,029.79
AMERICAN RESCUE GRANT	\$ 2,176,776.19	\$ -	\$ 1,500,000.00	\$ 4,520.37	\$ 681,296.56
TOTAL: TREAS FUND	<u>\$ 11,864,154.21</u>	<u>\$ 55,000.00</u>	<u>\$ 1,500,000.00</u>	<u>\$ 44,286.49</u>	<u>\$ 10,463,440.70</u>

YEAR - TO - DATE INTEREST	BAL FORWARD	CURRENT INT.	BALANCE
\$	184,537.49	\$ 44,286.49	\$ 228,823.98

AVG. YEILD FOR MAR 2023 4.82% MKT VALU/SHARE \$ 1.00

COOKE COUNTY
16960003

Custody Holdings for Currency USD

As of 03/31/2023
Page 2

Security Receipt	Trade Date	Cost Basis	Par/Shares Original Face	Description Rate, Maturity	Principal Cost Market Value	Date Priced
14042RQX2	04/27/2022	100,000,000	246,000.00	CAPITAL ONE NA CD	246,000.00	03/31/2023
409001972	05/05/2022		.00	SET-UP	239,642.38	
				2.65, 05/06/2024		
14042FT9	04/27/2022	100,000,000	246,000.00	CAPITAL ONE BANK USA NA CD	246,000.00	03/31/2023
409001971	05/05/2022		.00	SET-UP	239,642.38	
				2.65, 05/06/2024		
3134GXCA0	11/30/2021	99,645,700	1,000,000.00	FEDERAL HOME LN MTG CORP	996,457.00	
408000957	12/02/2021		.00	.32, 11/24/2023	970,761.00	03/31/2023
91282CBX8	04/28/2021	100,000,000	1,000,000.00	UNITED STATES TREAS NOTE	1,000,000.00	
286005501	04/30/2021		.00	.125, 04/30/2023	996,612.00	03/31/2023
91282CDA6	03/16/2022	97,885,500	2,000,000.00	UNITED STATES TREAS NTS	1,957,710.00	
409001431	03/18/2022		.00	.25, 09/30/2023	1,957,188.00	03/31/2023
Total USD Par			4,492,000.00	Total USD Cost	4,446,167.00	
Total USD Original Face			4,492,000.00	Total USD Market Value	4,403,845.76	

PNC and PNC Bank are registered marks of The PNC Financial Services Group, Inc. (PNC).
PNC makes no representations as to the accuracy or completeness of the information herein.



COOKE COUNTY
1696003

Activity Statement for Currency USD

03/01/2023 - 03/31/2023
Page 1

Activity Type	Description	Maturity	SK Receipt(s)	Par/Shares Original Face Withholding	Interest/Dividend Net Amount
Settled/Cleared Activity					
INTEREST					
03/31/2023	UNITED STATES TREAS NTS	09/30/2023		.00	.00
	.25			.00	2,500.00
409001431	91282CDA6			.00	2,500.00
Total	INTEREST			.00	.00
				.00	2,500.00

PNC and PNC Bank are registered marks of The PNC Financial Services Group, Inc. (PNC).
PNC makes no representations as to the accuracy or completeness of the information herein.



C.D. INVESTMENTS

SIMMONS BANK

MARCH 2023

<u>C.D.#</u>	<u>PURCHASE DATE</u>	<u>AMOUNT</u>	<u>MAT. DATE</u>
Library Liddell 2363	Jan 25, 2023	7,500.00	Jan 25, 2025
Library Liddell 2389	Jan 25, 2023	7,500.00	Jan 25, 2025
Library Rosenstein 5099	Dec 12, 2020	11,000.00	Dec 12, 2023
Library Rosenstein 8294	Mar 16, 2021	8,000.00	Mar 24, 2024

INT. EARNED MONTHLY:

2-Liddell CD's @ 2.25%
Rosenstein #5099 CD @ 1.00%
Rosenstein #8294 CD @ .60%

Interest is deposited into the Treasurer's Fund. The 4 Library's CDs' interest is deposited quarterly.

THE FIRST STATE BANK

<u>C.D.#</u>	<u>PURCHASE DATE</u>	<u>AMOUNT</u>	<u>MAT. DATE</u>
GEN/7619049	Dec 17, 2022	250,000.00	March 17, 2024

INT. EARNED MONTHLY:

Gen CD @ 4.00

Interest accrues monthly and is deposited monthly with depository bank into the Treasurer's Fund

Pledge Security Listing

March 31, 2023

ID	CUSIP	Description	Safetkeeping Location	Safetkeeping Receipt	Coupon	Maturity Date	Call Date	Moody	S&P	Fitch	ASC 320	Face Amount	Current Par	Current Book Value	Market Value	Gain(Loss)	
4226	3138WDV19	FNMA #AS6314	FHLB		2.50	01/01/2038		AAA	AA+	AAA	HTM	1,500,000	236,373.75	236,940.99	226,148.22	(11,792.77)	
Total for COOKE COUNTY													1,500,000	236,373.75	236,940.99	226,148.22	(11,792.77)

COOKE COUNTY
162000122

Deposit Balance Collateral Verification

03/01/2023
Page 1

Security Description	Rate	Maturity Date	Original Face	Market Price	Haircut Required	CUSIP
Security Description		Issue Date	Current Face	Market Value		
Pledge collateral As of 03/01/23						
FEDERAL FARM CR BKS CONS BD 1.73%35	1.730000	09/10/2035 09/10/2020	2,640,000.00 2,640,000.00	70.955400 1,873,222.56	110.0000	3133EL6C3
FEDERAL FARM CR BKS CONS BD 1.95%35	1.950000	05/14/2035 05/14/2020	10,000,000.00 10,000,000.00	73.457600 7,345,760.00	110.0000	3133ELZB3
FHLMC UMBS 30Y FIXED 1.500 20510201	1.500000	02/01/2051 01/01/2021	2,614,672.00 2,383,713.76	77.396414 1,844,908.97	110.0000	3133KLAL1
FNMA MEGA ADJ SINGLE 2.560 20390901	3.913000	09/01/2039 02/01/2017	5,000,000.00 1,035,830.30	101.814171 1,054,622.03	110.0000	3138ESAM0
FNMA UMBS INT 15 YEAR 2.000 20360301	2.000000	03/01/2036 03/01/2021	5,775,000.00 4,350,957.19	88.969926 3,871,043.39	110.0000	3140QHPU3
Totals		Original Face/Par	26,029,672.00			
		Current Face	20,410,501.25	15,989,556.95	Market Value	
Deposit Information	Current Balance	02/28/2023	7,289,311.52	Minimum Coll. Required		7,726,715.56
	FDIC Insurance		265,024.65	Variance		206.94%
	Other Balance		.00			
	Net Deposit		7,024,286.87			



PAGE 1 03/13/23 20:43:46
ACTIVITY BAPN032N
03/13/23 CC1 PROD

FEDERAL RESERVE BANK PLEDGEE

DISTRB PT J1
CYCLE DATE 03-13-2023

PLEDGEE: COOKE COUNTY
100 S. DIXON
RM. 106

J7BM INSTITUTION ID: #J7BM

GAINESVILLE TX 76240

HOLDER : 082900432 - SIMMONS PB AR

RESP FRB:H2

ACCOUNT: J7BM - *COOKE COUNTY

CUSIP # TRANSACTION ID

PAR AMOUNT CLOSING

PAR BAL	BVF	BOOK VALUE		
3140QHPU3	FNMS 02.000	CICA9434	03-01-36	
5,775,000.00	0.7450477400	4,302,650.70		
	0313 QMGBA003 001067			500,000.00+

PAGE 1 03/31/23 20:32:23
HOLDINGS BAPN032N
CC1 PROD

FEDERAL RESERVE BANK PLEDGEE

DISTRB PT J1
AS OF CLOSE OF BUSINESS 03-31-2023

PLEDGEE: COOKE COUNTY J7BM INSTITUTION ID: #J7BM
100 S. DIXON
RM. 106

GAINESVILLE TX 76240

HOLDER : 082900432 - SIMMONS PB AR

RESP FRB:H2

ACCOUNT: J7BM - *COOKE COUNTY

CUSIP #

BVF

PAR

BALANCE	BOOK VALUE		
3133ELZB3 1.95 FCOR 21-35 AN 05-14-35		1.0000000000	
10,000,000.00	10,000,000.00		
3133EL6C3 1.73 FCOR 21-35 AX 09-10-35		1.0000000000	
2,640,000.00	2,640,000.00		
3133KLAL1 FEPC 01.500 CLRA4511 02-01-51		0.9096957500	
2,614,672.00	2,378,556.01		
3138ESAM0 FNAR XX.XXX WSAL9911 09-01-39		0.2039218000	
5,000,000.00	1,019,609.00		
3140QHPU3 FNMS 02.000 CICA9434 03-01-36		0.7450477400	
5,775,000.00	4,302,650.70		
		SUBTOTAL:	
26,029,672.00	20,340,815.71		
		GRAND TOTAL:	
26,029,672.00	20,340,815.71		

COMBINED STATEMENT OF CASH POSITION FOR MARCH

FUND NAME	CHECKING ACCOUNT	CHECKING AMOUNT	TDOA ACCOUNT	TDOA AMOUNT	FUND TOTAL
2023 001 GENERAL	TREAS FUND	2,891,302.54	TEXPOOL LOGIC TEXSTAR T-BILLS CERT DEPOS	5,775,967.03 3,970,092.71 5,661,510.23 3,959,373.43 742,000.00	23,000,245.94
2023 011 ROAD & BRIDGE 1	TREAS FUND	312,798.82	TEXPOOL LOGIC TEXSTAR	965,623.82 984,091.64 646,129.09	2,908,643.37
2023 012 ROAD & BRIDGE 2	TREAS FUND	302,553.77	TEXPOOL LOGIC TEXSTAR	511,738.49 486,020.48 283,814.13	1,584,126.87
2023 013 ROAD & BRIDGE 3	TREAS FUND	343,955.94	TEXPOOL LOGIC TEXSTAR	701,849.10 983,264.61 425,202.88	2,454,272.33
2023 014 ROAD & BRIDGE 4	TREAS FUND	330,604.61	TEXPOOL LOGIC TEXSTAR	1,085,456.39 1,233,774.33 719,100.56	3,368,935.89
2023 019 FM & LATERAL	TREAS FUND	20,543.52	TEXPOOL LOGIC TEXSTAR	285,071.56 289,337.73 271,958.12	866,910.93
2023 020 TJPC	TREAS FUND	33,322.28	TEXPOOL LOGIC TEXSTAR		33,322.28
2023 021 JUVENILE PROB-ISP	TREAS FUND		TEXPOOL LOGIC TEXSTAR		
2023 022 JUVENILE PROBATION	TREAS FUND	49,651.81	TEXPOOL LOGIC TEXSTAR		49,651.81
2023 023 JUVENILE PROB. IV-E	TREAS FUND	107.83	TEXPOOL LOGIC TEXSTAR		107.83
2023 024 JUVENILE DELINQUENCY PREVENTN	TREAS FUND	25,976.94	TEXPOOL LOGIC TEXSTAR		25,976.94
2023 028 ADULT PROBATION	TREAS FUND	6,433.99	TEXPOOL LOGIC TEXSTAR	209,499.77 194,626.33 158,250.38	568,810.47
2023 029 COMMUNITY CORRECTIONS	TREAS FUND	20,495.23	TEXPOOL LOGIC		20,495.23
2023 031 CONTRACT ELECTIONS	TREAS FUND	22,981.04	TEXPOOL LOGIC		22,981.04
2023 032 DISTRICT CLERK PRESERVATION	TREAS FUND	258,696.34	TEXPOOL LOGIC		258,696.34

FUND NAME	CHECKING ACCOUNT	CHECKING AMOUNT	TDOA ACCOUNT	TDOA AMOUNT	FUND TOTAL
2023 033 COUNTY/DISTRICT TECHNOLOGY	TREAS FUND	11,946.88	TEXPOOL LOGIC TEXSTAR		11,946.88
2023 034 COURT REPORTER	TREAS FUND	18,012.48	TEXPOOL LOGIC TEXSTAR	9,700.09	27,712.57
2023 035 PERMANENT IMPROVEMENT	TREAS FUND	64,905.22	TEXPOOL LOGIC TEXSTAR STONE	878,903.88 781,419.45 816,203.95	2,541,432.50
2023 037 LAW ENFORCEMENT BD	TREAS FUND	7,795.93	TEXPOOL LOGIC TEXSTAR	10,906.43	18,702.36
2023 038 JP TECH	TREAS FUND	12,092.58	TEXPOOL LOGIC TEXSTAR	28,647.67	40,740.25
2023 040 LAW LIBRARY	TREAS FUND	25,018.70	TEXPOOL LOGIC TEXSTAR	120,292.09 73,415.12	218,725.91
2023 041 CC LIBRARY FUND	TREAS FUND	12,859.26	TEXPOOL LOGIC TEXSTAR	25,944.13 25,549.66 25,511.54	89,864.59
2023 042 CC HISTORICAL COMM.	TREAS FUND	2,592.97	TEXPOOL LOGIC TEXSTAR	31,641.00	2,592.97
2023 043 JP COURTHOUSE SECURITY	TREAS FUND	22,938.42	TEXPOOL LOGIC TEXSTAR	54,579.42	54,579.42
2023 044 COURTHOUSE SECURITY	TREAS FUND	21,920.65	TEXPOOL LOGIC TEXSTAR	100,625.96 95,566.32 100,810.10	318,923.03
2023 046 CHAPTER 19	TREAS FUND	107.57-	TEXPOOL	107.57-	107.57-
2023 047 CC RECORDS MANAGEMENT	TREAS FUND	15,830.74	TEXPOOL	15,830.74	15,830.74
2023 048 COUNTY RECORDS MANAGEMENT	TREAS FUND	7,106.20	TEXPOOL LOGIC TEXSTAR	21,474.17	28,580.37
2023 049 CC RECORDS PRESERVATION	TREAS FUND	6,724.77	TEXPOOL LOGIC TEXSTAR	65,805.14	72,529.91
2023 050 DIST CLERK RECORDS MANAGEMENT	TREAS FUND	36,463.62	TEXPOOL LOGIC TEXSTAR	16,367.20	52,830.82

COMBINED STATEMENT OF CASH POSITION FOR MARCH

FUND NAME	CHECKING ACCOUNT	CHECKING AMOUNT	TDOA ACCOUNT	TDOA AMOUNT	FUND TOTAL
2023 051 DISTRICT CLERK ARCHIVE	TREAS FUND	29,257.02	TEXPOOL LOGIC TEXSTAR	4,363.38	33,620.40
2023 052 COUNTY CLERK ARCHIVE FEE	TREAS FUND	19,645.92	TEXPOOL LOGIC TEXSTAR	79,498.66 78,686.99 68,512.06	246,343.63
2023 053 CA CHECK COLLECTING	TREAS FUND	491.18	TEXPOOL LOGIC TEXSTAR	491.18	
2023 054 DA CHECK COLLECTING	TREAS FUND	300.34	TEXPOOL LOGIC TEXSTAR	300.34	
2023 056 DISTRICT ATTY FORFEITURE	TREAS FUND	10,468.72	TEXPOOL LOGIC TEXSTAR	39,177.28 42,559.27	92,205.27
2023 057 D A SEIZURE FUND	TREAS FUND	79,636.90	TEXPOOL LOGIC TEXSTAR	66,677.23 62,489.91	79,636.90
2023 058 SHERIFF FORFEITURE	TREAS FUND	17,490.63	TEXPOOL LOGIC TEXSTAR	86,446.49 30,720.80 50,778.15	146,657.77
2023 059 JAIL COMMISSARY	TREAS FUND	29,742.57	TEXPOOL LOGIC TEXSTAR	197,688.01	
2023 061 2004 GO REFUNDING DEBT SERVITREAS FUND	TREAS FUND	77,952.12	TEXPOOL LOGIC TEXSTAR	104,692.09 249,024.83 102,988.75	534,657.79
2023 088 STATE PEERS	TREAS FUND	98,210.50	TEXPOOL LOGIC TEXSTAR	10,337.18	108,547.68
2023 090 OFFICER'S TRUST	TREAS FUND		TEXPOOL		
2023 091 LIBRARY TRUST - LIDDELL	TREAS FUND	1,360.79	CERT DEPOS	15,000.00	16,360.79
2023 092 LIBRARY TRUST - ROSENSTEIN	TREAS FUND	203.67	CERT DEPOS	19,000.00	19,203.67
2023 098 PAYROLL CLEARING	PAYROLL	722,232.25	TEXPOOL		722,232.25
2023 100 CHILD ABUSE PREVENTION FUND	TREAS FUND	501.03	TEXPOOL LOGIC	501.03	
2023 101 PRETRIAL DIVERSION	TREAS FUND	18,520.03	TEXPOOL LOGIC	18,520.03	
2023 102 HOTEL OCCUPANCY TAX FUND	TREAS FUND	51,961.38	TEXPOOL LOGIC TEXSTAR	276,344.69 180,029.79 192,799.06	701,134.92
2023 103 HAVA GRANT FUND	TREAS FUND		TEXPOOL		
2023 104 AMERICAN RESCUE PROG GRANT	TREAS FUND	358,489.80	TEXPOOL	825,171.95	

DATE 04/13/2023 TIME 14:35

COMBINED STATEMENT OF CASH POSITION FOR MARCH

GEL102 PAGE 4

FUND NAME	CHECKING ACCOUNT	CHECKING AMOUNT	TDOA ACCOUNT	TDOA AMOUNT	FUND TOTAL
2023 105 JUNIOR EMS PROGRAM			LOGIC TEXSTAR	681,296.56	2,541,007.00
2023 106 PAUPERS CEMETERY				676,048.69	
2023 107 OPIOID SETTLEMENT FUNDS	TREAS FUND	62,925.80	TEXPOOL LOGIC TEXSTAR		62,925.80
TOTAL		5,947,523.48		37,715,180.32	43,662,703.80

COMBINED STATEMENT OF CASH POSITION FOR MARCH

CHECK ACCOUNT

ACCOUNT BALANCE - TREAS FUND
ACCOUNT BALANCE - PAYROLL

TOTAL

CHECK
5,225,291.23
722,232.25

5,947,523.48

TDOA ACCOUNT

ACCOUNT BALANCE - TEXPOOL
ACCOUNT BALANCE - LOGIC
ACCOUNT BALANCE - TEXSTAR
ACCOUNT BALANCE - T-BILLS
ACCOUNT BALANCE - CERT DEPOS

TOTAL

TDOA
12,316,748.70
10,463,440.70
10,199,617.49
3,959,373.43
776,000.00

37,715,180.32

ACCOUNT NAME	BEGINNING CASH BALANCE	CASH RECEIPTS	CASH DISBURSEMENTS	ENDING CASH BALANCE
2023 001 GENERAL - GENERAL FUND	5,655,874.82	1,162,981.66	3,927,553.94	2,891,302.54
CASH ON HAND	2,426.50	.00	.00	2,426.50
CASH INVESTED - TEXPOOL	4,754,921.34	1,021,045.69	.00	5,775,967.03
CASH INVESTED - LOGIC	3,953,918.97	16,173.74	.00	3,970,092.71
CASH INVESTED - TEXSTAR	4,640,924.24	1,020,585.99	.00	5,661,510.23
CASH INVESTED - STONE CASTLE	.00	.00	.00	.00
T-BILLS INVESTMENTS	3,959,373.43	.00	.00	3,959,373.43
CASH INVESTMENT-CD	742,000.00	.00	.00	742,000.00
FUND TOTALS	23,709,439.30	3,220,787.08	3,927,553.94	23,002,672.44
2023 011 ROAD & BRIDGE 1	337,702.90	88,447.50	113,351.58	312,798.82
CASH INVESTED - TEXPOOL	961,857.15	3,766.67	.00	965,623.82
CASH INVESTED - LOGIC	980,082.58	4,009.06	.00	984,091.64
CASH INVESTED - TEXSTAR	643,610.99	2,518.10	.00	646,129.09
T-BILL INVESTMENTS	.00	.00	.00	.00
FUND TOTALS	2,923,253.62	98,741.33	113,351.58	2,908,643.37
2023 012 ROAD & BRIDGE 2	302,385.49	186,522.88	186,354.60	302,553.77
CASH INVESTED - TEXPOOL	609,631.01	2,107.48	100,000.00	511,738.49
CASH INVESTED - LOGIC	484,040.48	1,980.00	.00	486,020.48
CASH INVESTED - TEXSTAR	282,708.05	1,106.08	.00	283,814.13
T-BILL INVESTMENTS	.00	.00	.00	.00
FUND TOTALS	1,678,765.03	191,716.44	286,354.60	1,584,126.87
2023 013 ROAD & BRIDGE 3	142,229.57	341,297.27	139,570.90	343,955.94
CASH INVESTED - TEXPOOL	898,888.74	2,960.36	200,000.00	701,849.10
CASH INVESTED - LOGIC	979,258.91	4,005.70	.00	983,264.61
CASH INVESTED - TEXSTAR	423,545.56	1,657.12	.00	425,202.68
T-BILL INVESTMENTS	.00	.00	.00	.00
FUND TOTALS	2,743,922.78	349,920.45	339,570.90	2,454,272.33
2023 014 ROAD & BRIDGE 4	332,591.06	86,554.94	88,541.39	330,604.61
CASH INVESTED - TEXPOOL	1,081,222.28	4,234.11	.00	1,085,456.39
CASH INVESTED - LOGIC	1,228,748.08	5,026.25	.00	1,233,774.33
CASH INVESTED - TEXSTAR	716,298.09	2,802.47	.00	719,100.56
T-BILL INVESTMENTS	.00	.00	.00	.00
FUND TOTALS	3,358,859.51	98,617.77	88,541.39	3,368,935.89
2023 019 FM & LATERAL	20,401.46	177.50	35.44	20,543.52
CASH INVESTED	283,959.55	1,112.01	.00	285,071.56
CASH INVESTED - LOGIC	288,159.00	1,178.73	.00	289,337.73
CASH INVESTED - TEXSTAR	270,898.24	1,059.88	.00	271,958.12
T-BILL INVESTMENT	.00	.00	.00	.00
FUND TOTALS	863,418.25	3,528.12	35.44	866,910.93
2023 020 TUPC	6,659.41	48,378.00	21,715.13	33,322.28
CASH INVESTED	.00	.00	.00	.00
CASH INVESTED - LOGIC	.00	.00	.00	.00
CASH INVESTED - TEXSTAR	.00	.00	.00	.00

ACCOUNT NAME	BEGINNING CASH BALANCE	CASH RECEIPTS	CASH DISBURSEMENTS	ENDING CASH BALANCE
2023 021 JUVENILE PROB-ISP	6,659.41	48,378.00	21,715.13	33,322.28
CASH - JUVENILE PROBATION	.00	.00	.00	.00
INVESTMENTS	.00	.00	.00	.00
CASH INVESTED - LOGIC	.00	.00	.00	.00
CASH INVESTED - TEXSTAR	.00	.00	.00	.00
FUND TOTALS	.00	.00	.00	.00
2023 022 JUVENILE PROBATION	49,596.81	55.00	.00	49,651.81
CASH - JUV. PROB. DIV	.00	.00	.00	.00
INVESTMENTS	.00	.00	.00	.00
FUND TOTALS	49,596.81	55.00	.00	49,651.81
2023 023 JUVENILE PROB. IV-E	107.83	.00	.00	107.83
CASH - IV-E	.00	.00	.00	.00
CASH INVESTED	.00	.00	.00	.00
CASH INVESTED - LOGIC	.00	.00	.00	.00
CASH INVESTED - TEXSTAR	.00	.00	.00	.00
FUND TOTALS	107.83	.00	.00	107.83
2023 024 JUVENILE DELINQUENCY PREVENTN	25,976.94	.00	.00	25,976.94
CASH - JUVENILE DELINQUENCY PR	.00	.00	.00	.00
INVESTMENTS	.00	.00	.00	.00
CASH INVESTED - LOGIC	.00	.00	.00	.00
CASH INVESTED - TEXSTAR	.00	.00	.00	.00
FUND TOTALS	25,976.94	.00	.00	25,976.94
2023 028 ADULT PROBATION	8,520.10	41,736.00	43,822.11	6,433.99
CASH - ADULT PROBATION	75.00	.00	.00	75.00
CASH ON HAND	208,682.54	817.23	.00	209,499.77
CASH INVESTED - TEXPOOL	193,833.44	792.89	.00	194,626.33
CASH INVESTED - LOGIC	157,633.67	616.71	.00	158,250.38
CASH INVESTED - TEXSTAR	568,744.75	43,962.83	43,822.11	568,885.47
FUND TOTALS	9,503.37	16,656.00	5,664.14	20,495.23
2023 029 COMMUNITY CORRECTIONS	9,503.37	16,656.00	5,664.14	20,495.23
CASH - COMMUNITY CORRECTI	.00	.00	.00	.00
INVESTMENTS	.00	.00	.00	.00
CASH INVESTED - LOGIC	.00	.00	.00	.00
FUND TOTALS	9,503.37	16,656.00	5,664.14	20,495.23
2023 031 CONTRACT ELECTIONS	22,981.04	.00	.00	22,981.04
CASH - CONTRACT ELECTIONS	.00	.00	.00	.00
CASH INVESTED - TEXPOOL	.00	.00	.00	.00
CASH INVESTED - LOGIC	.00	.00	.00	.00
FUND TOTALS	22,981.04	.00	.00	22,981.04
2023 032 DISTRICT CLERK PRESERVATION	257,294.46	20.00	1,421.88	258,696.34
CASH - DISTRICT CLERK PRESERVATI	.00	.00	.00	.00
INVESTMENTS	.00	.00	.00	.00
CASH INVESTED - LOGIC	.00	.00	.00	.00
CASH INVESTED - TEXSTAR	.00	.00	.00	.00
FUND TOTALS	257,294.46	20.00	1,421.88	258,696.34
2023 033 COUNTY/DISTRICT TECHNOLOGY FUN	11,924.37	22.51	.00	11,946.88
CASH - COUNTY/DISTRICT TECH	.00	.00	.00	.00

ACCOUNT NAME	BEGINNING CASH BALANCE	CASH RECEIPTS	CASH DISBURSEMENTS	ENDING CASH BALANCE
2023 034 COURT REPORTER	11,924.37	22.51	.00	11,946.88
CASH INVESTED - LOGIC	.00	.00	.00	.00
CASH INVESTED - TEXSTAR	.00	.00	.00	.00
FUND TOTALS	11,924.37	22.51	.00	11,946.88
2023 035 PERMANENT IMPROVEMENT	18,976.43	37.82	963.95	18,012.48
CASH INVESTED - TEXPOOL	9,662.27	.00	.00	9,700.09
CASH INVESTED - LOGIC	.00	.00	.00	.00
CASH INVESTED - TEXSTAR	.00	.00	.00	.00
FUND TOTALS	28,638.70	37.82	963.95	27,712.57
2023 037 LAW ENFORCEMENT ED	8,539.38	42.56	743.45	7,795.93
CASH INVESTED	10,863.87	.00	.00	10,906.43
CASH INVESTED - LOGIC	.00	.00	.00	.00
CASH INVESTED - TEXSTAR	.00	.00	.00	.00
FUND TOTALS	19,403.25	42.56	743.45	18,702.36
2023 038 JP TECH	12,562.42	143.23	613.07	12,092.58
CASH INVESTED - J P TECH FUND	28,535.93	111.74	.00	28,647.67
CASH INVESTED - LOGIC	.00	.00	.00	.00
CASH INVESTED - TEXSTAR	.00	.00	.00	.00
FUND TOTALS	41,098.35	254.97	613.07	40,740.25
2023 040 LAW LIBRARY	25,577.84	469.21	559.14	25,018.70
CASH INVESTED	119,822.88	299.09	.00	120,292.09
CASH INVESTED - LOGIC	73,116.03	.00	.00	73,415.12
CASH INVESTED - TEXSTAR	.00	.00	.00	.00
FUND TOTALS	218,516.75	768.30	559.14	218,725.91
2023 041 CC LIBRARY FUND	15,320.53	4,897.00	7,358.27	12,859.26
CASH INVESTED	25,842.89	101.24	.00	25,944.13
CASH INVESTED - LOGIC	25,445.57	104.09	.00	25,549.66
CASH INVESTED - TEXSTAR	25,412.11	99.43	.00	25,511.54
T-BILL INVESTMENTS	.00	.00	.00	.00
FUND TOTALS	92,021.10	5,201.76	7,358.27	89,864.59
2023 042 CC HISTORICAL COMM.	2,592.97	.00	.00	2,592.97
CASH - COOKE CO. HISTORIC	2,592.97	.00	.00	2,592.97
FUND TOTALS	2,592.97	.00	.00	2,592.97
2023 043 JP COURTHOUSE SECURITY	22,902.61	35.81	.00	22,938.42
CASH - JP COURTHOUSE SECURITY	31,517.56	123.44	.00	31,641.00
CASH INVESTED				

ACCOUNT NAME	BEGINNING CASH BALANCE	CASH RECEIPTS	CASH DISBURSEMENTS	ENDING CASH BALANCE
2023 044 COURTHOUSE SECURITY				
CASH INVESTED - LOGIC	19,341.98	2,578.67	.00	21,920.65
CASH INVESTED - LOGIC	100,233.49	392.47	.00	100,625.96
CASH INVESTED - TEXSTAR	95,177.00	389.32	.00	95,566.32
FUND TOTALS	100,417.23	392.87	.00	100,810.10
	319,169.70	3,753.33	.00	318,923.03
2023 046 CHAPTER 19				
CASH - CHAPTER 19 INVESTMENTS	107.55-	106.44	106.46-	107.57-
FUND TOTALS	107.55-	106.44	106.46-	107.57-
2023 047 CC RECORDS MANAGEMENT				
CASH - CC RECORDS MANAGEMENT INVESTMENTS - TEXPOOL	15,829.47	1.27	.00	15,830.74
FUND TOTALS	15,829.47	1.27	.00	15,830.74
2023 048 COUNTY RECORDS MANAGEMENT				
CASH - RECORDS MANAGEMENT	7,222.75	165.05	281.60-	7,106.20
CASH INVESTED - TEXPOOL	.00	.00	.00	.00
CASH INVESTED - LOGIC	21,386.70	87.47	.00	21,474.17
CASH INVESTED - TEXSTAR	.00	.00	.00	.00
FUND TOTALS	28,609.45	252.52	281.60-	28,580.37
2023 049 CC RECORDS PRESERVATION				
CASH - RECORDS PRESERVATION	1,914.23-	8,639.00	.00	6,724.77
CASH INVESTED - TEXPOOL	65,548.46	256.68	.00	65,805.14
CASH INVESTED - LOGIC	.00	.00	.00	.00
CASH INVESTED - TEXSTAR	.00	.00	.00	.00
FUND TOTALS	63,634.23	8,895.68	.00	72,529.91
2023 050 DIST CLERK RECORDS MANAGEMENT				
CASH - D C RECORDS MANAGEMENT	36,440.18	23.44	.00	36,463.62
CASH INVESTED	16,303.37	63.83	.00	16,367.20
CASH INVESTED - LOGIC	.00	.00	.00	.00
CASH INVESTED - TEXSTAR	.00	.00	.00	.00
FUND TOTALS	52,743.55	87.27	.00	52,830.82
2023 051 DISTRICT CLERK ARCHIVE				
DISTRICT CLERK ARCHIVE INVESTMENTS	29,237.02	20.00	.00	29,257.02
CASH INVESTED - LOGIC	4,346.39	16.99	.00	4,363.38
CASH INVESTED - TEXSTAR	.00	.00	.00	.00
FUND TOTALS	33,583.41	36.99	.00	33,620.40
2023 052 COUNTY CLERK ARCHIVE FEE				
CASH - RECORDS ARCHIVE INVESTMENTS	18,075.92	8,190.00	6,620.00-	19,645.92
CASH INVESTED - LOGIC	79,188.51	310.15	.00	79,498.66
CASH INVESTED - TEXSTAR	78,366.42	320.57	.00	78,686.99
FUND TOTALS	68,245.04	267.02	.00	68,512.06
	243,875.89	9,087.74	6,620.00-	246,343.63
2023 053 CA CHECK COLLECTING				
CASH - CHECK COLLECTING	446.18	45.00	.00	491.18

ACCOUNT NAME	BEGINNING CASH BALANCE	CASH RECEIPTS	CASH DISBURSEMENTS	ENDING CASH BALANCE
2023 054 DA CHECK COLLECTING	446.18	45.00	.00	491.18
CASH INVESTED - LOGIC	.00	.00	.00	.00
CASH INVESTED - TEXSTAR	.00	.00	.00	.00
FUND TOTALS	446.18	45.00	.00	491.18
2023 056 DISTRICT ATTY FORFEITURE	300.34	.00	.00	300.34
CASH - DA CHECK COLLECTING	.00	.00	.00	.00
CASH INVESTED - TEXPOOL	300.34	.00	.00	300.34
CASH INVESTED - LOGIC	.00	.00	.00	.00
CASH INVESTED - TEXSTAR	.00	.00	.00	.00
FUND TOTALS	300.34	.00	.00	300.34
2023 057 D A SEIZURE FUND	79,636.90	.00	.00	79,636.90
CASH - SEIZURE-LAW	.00	.00	.00	.00
INVESTMENTS	79,636.90	.00	.00	79,636.90
FUND TOTALS	79,636.90	.00	.00	79,636.90
2023 058 SHERIFF FORFEITURE	90,661.92	7,400.00	80,571.29	17,490.63
CASH - SHERIFF FORFEITURE	31,469.11	35,208.12	.00	66,677.23
INVESTMENTS	27,289.61	35,200.30	.00	62,489.91
CASH INVESTED - LOGIC	.00	.00	.00	.00
CASH INVESTED - TEXSTAR	.00	.00	.00	.00
FUND TOTALS	149,420.64	77,808.42	80,571.29	146,657.77
2023 059 JAIL COMMISSARY	27,038.39	3,096.47	392.29	29,742.57
CASH - JAIL COMMISSARY	86,109.27	337.22	.00	86,446.49
CASH INVESTED - TEXPOOL	30,595.63	125.17	.00	30,720.80
CASH INVESTED - LOGIC	50,580.26	197.89	.00	50,778.15
CASH INVESTED - TEXSTAR	.00	.00	.00	.00
FUND TOTALS	194,323.55	3,756.75	392.29	197,688.01
2023 061 2004 GO REFUNDING DEBT SERVICE	53,467.97	24,484.15	.00	77,952.12
CASH - 2004 GO REFUNDING D/S	104,283.71	408.38	.00	104,692.09
CASH INVESTED - TEXPOOL	248,010.30	1,014.53	.00	249,024.83
CASH INVESTED - LOGIC	102,587.38	401.37	.00	102,988.75
CASH INVESTED - TEXSTAR	.00	.00	.00	.00
T-BILL INVESTMENTS	.00	.00	.00	.00
FUND TOTALS	508,349.36	26,308.43	.00	534,657.79
2023 088 STATE FEES	57,585.05	40,665.76	40.31	98,210.50
CASH - STATE FEES	10,296.87	40.31	.00	10,337.18
CASH INVESTED	.00	.00	.00	.00
CASH INVESTED - LOGIC	.00	.00	.00	.00
CASH INVESTED - TEXSTAR	.00	.00	.00	.00
FUND TOTALS	67,881.92	40,706.07	40.31	108,547.68
2023 090 OFFICER'S TRUST	.00	.00	.00	.00
CASH - OFFICERS TRUST	.00	.00	.00	.00
CASH INVESTED	.00	.00	.00	.00
CASH INVESTED - LOGIC	.00	.00	.00	.00
FUND TOTALS	.00	.00	.00	.00
2023 091 LIBRARY TRUST - LIDDELL	1,360.79	.00	.00	1,360.79
CASH - LIBRARY TRUST/LIDDELL				

ACCOUNT NAME	BEGINNING CASH BALANCE	CASH RECEIPTS	CASH DISBURSEMENTS	ENDING CASH BALANCE
2023 092 LIBRARY TRUST - ROSENSTEIN				
CD INVESTMENT	15,000.00	.00	.00	15,000.00
FUND TOTALS	16,360.79	.00	.00	16,360.79
2023 092 LIBRARY TRUST - ROSENSTEIN				
CASH - LIBRARY TRUST/ROSENSTEIN	176.54	27.13	.00	203.67
CD INVESTMENT	19,000.00	.00	.00	19,000.00
FUND TOTALS	19,176.54	27.13	.00	19,203.67
2023 098 PAYROLL CLEARING				
CASH - PAYROLL CLEARING	.00	1,265,121.46	542,889.21	722,232.25
INVESTMENTS	.00	.00	.00	.00
FUND TOTALS	.00	1,265,121.46	542,889.21	722,232.25
2023 100 CHILD ABUSE PREVENTION FUND				
CASH - CHILD ABUSE PREVENTION	501.03	.00	.00	501.03
CASH INVESTED	.00	.00	.00	.00
FUND TOTALS	501.03	.00	.00	501.03
2023 101 PRETRIAL DIVERSION				
CASH - PRETRIAL DIVERSION	18,020.03	500.00	.00	18,520.03
CASH INVESTED - TEXPOOL	.00	.00	.00	.00
CASH INVESTED - LOGIC	.00	.00	.00	.00
FUND TOTALS	18,020.03	500.00	.00	18,520.03
2023 102 HOTEL OCCUPANCY TAX FUND				
CASH - HOTEL OCCUPANCY TAX	31,267.50	22,340.87	1,646.99	51,961.38
CASH INVESTED - TEXPOOL	275,266.72	1,077.97	.00	276,344.69
CASH INVESTED - LOGIC	179,296.37	733.42	.00	180,029.79
CASH INVESTED - TEXSTAR	192,047.68	751.38	.00	192,799.06
FUND TOTALS	677,878.27	24,903.64	1,646.99	701,134.92
2023 103 HAVA GRANT FUND				
CASH - HAVA GRANT FUND	.00	.00	.00	.00
CASH INVESTED - TEXPOOL	.00	.00	.00	.00
CASH INVESTED - LOGIC	.00	.00	.00	.00
CASH INVESTED - TEXSTAR	.00	.00	.00	.00
FUND TOTALS	.00	.00	.00	.00
2023 104 AMERICAN RESCUE PROG GRANT				
CASH - AMERICAN RESCUE PROG GR	4,070,397.22	4,500,000.00	71,112.98	358,489.80
CASH INVESTED - TEXPOOL	2,320,283.62	4,888.33	1,500,000.00	825,171.95
CASH INVESTED - LOGIC	2,176,776.19	4,520.37	1,500,000.00	681,296.56
CASH INVESTED - TEXSTAR	2,171,752.38	4,296.31	1,500,000.00	676,048.69
FUND TOTALS	2,598,414.97	4,513,705.01	4,571,112.98	2,541,007.00
2023 105 JUNIOR EMS PROGRAM				
CASH - JUNIOR EMS PROGRAM	564.50	.00	.00	564.50
FUND TOTALS	564.50	.00	.00	564.50
2023 106 PAUPERS CEMETERY				
CASH - PAUPERS CEMETERY	25,100.00	350.00	.00	25,450.00
FUND TOTALS	25,100.00	350.00	.00	25,450.00
2023 107 OPIOID SETTLEMENT FUNDS				
CASH - OPIOID SETTLEMENT FUNDS	.00	62,925.80	.00	62,925.80
CASH INVESTED	.00	.00	.00	.00
CASH INVESTED - LOGIC	.00	.00	.00	.00

ACCOUNT NAME	BEGINNING	CASH RECEIPTS	CASH DISBURSEMENTS	ENDING
CASH INVESTED - TEXSTAR	.00	.00	.00	.00
FUND TOTALS	.00	62,925.80	.00	62,925.80
GRAND TOTALS	43,587,353.64	10,166,616.23	10,062,750.07	43,691,219.80